



See a Social Security Number? Say Something!
Report Privacy Problems to <https://public.resource.org/privacy>
Or call the IRS Identity Theft Hotline at 1-800-908-4490



Return of Private Foundation
 or Section 4947(a)(1) Nonexempt Charitable Trust
 Treated as a Private Foundation

2009

Department of the Treasury
 Internal Revenue Service

Note. The foundation may be able to use a copy of this return to satisfy state reporting requirements.

For calendar year **2009**, or tax year beginning _____, and ending _____

G Check all that apply: Initial return Initial return of a former public charity Final return
 Amended return Address change Name change

| | | |
|---|---|---|
| Use the IRS label. Otherwise, print or type. See Specific Instructions. | Name of foundation BRIGHTSTAR FOUNDATION | A Employer identification number 20-3636398 |
| | Number and street (or P O box number if mail is not delivered to street address) Room/suite 3052 SENECA DRIVE | B Telephone number 972-977-4868 |
| | City or town, state, and ZIP code FRISCO, TX 75034 | C If exemption application is pending, check here <input type="checkbox"/> |
| | H Check type of organization: <input checked="" type="checkbox"/> Section 501(c)(3) exempt private foundation <input type="checkbox"/> Section 4947(a)(1) nonexempt charitable trust <input type="checkbox"/> Other taxable private foundation | D 1 Foreign organizations, check here <input type="checkbox"/> 2. Foreign organizations meeting the 85% test, check here and attach computation <input type="checkbox"/> |
| | I Fair market value of all assets at end of year (from Part II, col (c), line 16) \$ 370,986. (Part I, column (d) must be on cash basis.) | E If private foundation status was terminated under section 507(b)(1)(A), check here <input type="checkbox"/> |
| | J Accounting method: <input checked="" type="checkbox"/> Cash <input type="checkbox"/> Accrual <input type="checkbox"/> Other (specify) _____ | F If the foundation is in a 60-month termination under section 507(b)(1)(B), check here <input type="checkbox"/> |

| Part I Analysis of Revenue and Expenses <small>(The total of amounts in columns (b), (c), and (d) may not necessarily equal the amounts in column (a).)</small> | (a) Revenue and expenses per books | (b) Net investment income | (c) Adjusted net income | (d) Disbursements for charitable purposes (cash basis only) |
|--|------------------------------------|---------------------------|-------------------------|---|
| 1 Contributions, gifts, grants, etc., received | 161,548. | | | |
| 2 Check <input type="checkbox"/> if the foundation is not required to attach Sch B | | | | |
| 3 Interest on savings and temporary cash investments | 22. | 22. | | STATEMENT 1 |
| 4 Dividends and interest from securities | 9,732. | 9,732. | | STATEMENT 2 |
| 5a Gross rents | | | | |
| b Net rental income or (loss) | | | | |
| 6a Net gain or (loss) from sale of assets not on line 10 | -48,088. | | | |
| b Gross sales price for all assets on line 6a | 268,770. | | | |
| 7 Capital gain net income (from Part IV, line 2) | | 0. | | |
| 8 Net short-term capital gain | | | | |
| 9 Income modifications | | | | |
| 10a Gross sales less returns and allowances | | | | |
| b Less Cost of goods sold | | | | |
| c Gross profit or (loss) | | | | |
| 11 Other income | | | | |
| 12 Total Add lines 1 through 11 | 8,214. | 9,754. | 0. | |
| 13 Compensation of officers, directors, trustees, etc | | | | |
| 14 Other employee salaries and wages | | | | |
| 15 Pension plans, employee benefits | | | | |
| 16a Legal fees | | | | |
| b Accounting fees STMT 3 | 5,714. | 5,714. | 0. | 0. |
| c Other professional fees | | | | |
| 17 Interest | | | | |
| 18 Taxes STMT 4 | 30. | 30. | 0. | 0. |
| 19 Depreciation and depletion | | | | |
| 20 Occupancy | | | | |
| 21 Travel, conferences, and meetings | | | | |
| 22 Printing and publications | | | | |
| 23 Other expenses STMT 5 | 2,374. | 2,374. | 0. | 0. |
| 24 Total operating and administrative expenses. Add lines 13 through 23 | 8,118. | 8,118. | 0. | 0. |
| 25 Contributions, gifts, grants paid | 107,803. | | | 107,803. |
| 26 Total expenses and disbursements. Add lines 24 and 25 | 115,921. | 8,118. | 0. | 107,803. |
| 27 Subtract line 26 from line 12: | | | | |
| a Excess of revenue over expenses and disbursements | 7,293. | | | |
| b Net investment income (if negative, enter -0-) | | 1,636. | | |
| c Adjusted net income (if negative, enter -0-) | | | 0. | |

INTERNAL REVENUE SERVICE
 W&I-FIELD ASSISTANCE
 DALLAS, TX 75242

AUG 20 2010
RECEIVED
 44111

SCANNED AUG 31 2010

| Part II Balance Sheets <small>Attached schedules and amounts in the description column should be for end-of-year amounts only</small> | | Beginning of year | End of year | |
|--|--|-------------------|-----------------|-----------------------|
| | | (a) Book Value | (b) Book Value | (c) Fair Market Value |
| Assets | 1 Cash - non-interest-bearing | | | |
| | 2 Savings and temporary cash investments | 86,405. | 59,607. | 59,607. |
| | 3 Accounts receivable ▶ | | | |
| | Less: allowance for doubtful accounts ▶ | | | |
| | 4 Pledges receivable ▶ | | | |
| | Less: allowance for doubtful accounts ▶ | | | |
| | 5 Grants receivable | | | |
| | 6 Receivables due from officers, directors, trustees, and other disqualified persons | | | |
| | 7 Other notes and loans receivable ▶ | | | |
| | Less: allowance for doubtful accounts ▶ | | | |
| | 8 Inventories for sale or use | | | |
| | 9 Prepaid expenses and deferred charges | | | |
| | 10a Investments - U.S. and state government obligations | | | |
| | b Investments - corporate stock STMT 7 | 260,366. | 295,016. | 311,379. |
| | c Investments - corporate bonds | | | |
| | 11 Investments - land, buildings, and equipment basis ▶ | | | |
| Less accumulated depreciation ▶ | | | | |
| 12 Investments - mortgage loans | | | | |
| 13 Investments - other | | | | |
| 14 Land, buildings, and equipment: basis ▶ | | | | |
| Less accumulated depreciation ▶ | | | | |
| 15 Other assets (describe ▶) | | | | |
| 16 Total assets (to be completed by all filers) | 346,771. | 354,623. | 370,986. | |
| Liabilities | 17 Accounts payable and accrued expenses | | | |
| | 18 Grants payable | | | |
| | 19 Deferred revenue | | | |
| | 20 Loans from officers, directors, trustees, and other disqualified persons | | | |
| | 21 Mortgages and other notes payable | | | |
| | 22 Other liabilities (describe ▶) | | | |
| 23 Total liabilities (add lines 17 through 22) | 0. | 0. | | |
| Net Assets or Fund Balances | Foundations that follow SFAS 117, check here ▶ <input type="checkbox"/> | | | |
| | and complete lines 24 through 26 and lines 30 and 31. | | | |
| | 24 Unrestricted | | | |
| | 25 Temporarily restricted | | | |
| | 26 Permanently restricted | | | |
| | Foundations that do not follow SFAS 117, check here ▶ <input checked="" type="checkbox"/> | | | |
| | and complete lines 27 through 31 | | | |
| | 27 Capital stock, trust principal, or current funds | 0. | 0. | |
| 28 Paid-in or capital surplus, or land, bldg., and equipment fund | 0. | 0. | | |
| 29 Retained earnings, accumulated income, endowment, or other funds | 346,771. | 354,623. | | |
| 30 Total net assets or fund balances | 346,771. | 354,623. | | |
| 31 Total liabilities and net assets/fund balances | 346,771. | 354,623. | | |

Part III Analysis of Changes in Net Assets or Fund Balances

| | | |
|---|---|----------|
| 1 Total net assets or fund balances at beginning of year - Part II, column (a), line 30 (must agree with end-of-year figure reported on prior year's return) | 1 | 346,771. |
| 2 Enter amount from Part I, line 27a | 2 | 7,293. |
| 3 Other increases not included in line 2 (itemize) ▶ SEE STATEMENT 6 | 3 | 559. |
| 4 Add lines 1, 2, and 3 | 4 | 354,623. |
| 5 Decreases not included in line 2 (itemize) ▶ | 5 | 0. |
| 6 Total net assets or fund balances at end of year (line 4 minus line 5) - Part II, column (b), line 30 | 6 | 354,623. |

Part IV Capital Gains and Losses for Tax on Investment Income

| | (a) List and describe the kind(s) of property sold (e.g., real estate, 2-story brick warehouse; or common stock, 200 shs. MLC Co.) | (b) How acquired P - Purchase D - Donation | (c) Date acquired (mo., day, yr.) | (d) Date sold (mo., day, yr.) |
|----|--|--|--------------------------------------|----------------------------------|
| 1a | SEE ATTACHED - WACHOVIA 8287 | P | VARIOUS | VARIOUS |
| b | SEE ATTACHED - WACHOVIA 8287 | P | VARIOUS | VARIOUS |
| c | | | | |
| d | | | | |
| e | | | | |

| | (e) Gross sales price | (f) Depreciation allowed (or allowable) | (g) Cost or other basis plus expense of sale | (h) Gain or (loss) (e) plus (f) minus (g) |
|---|-----------------------|--|---|--|
| a | 103,426. | | 109,272. | -5,846. |
| b | 165,344. | | 207,586. | -42,242. |
| c | | | | |
| d | | | | |
| e | | | | |

| Complete only for assets showing gain in column (h) and owned by the foundation on 12/31/69 | | | (l) Gains (Col. (h) gain minus col. (k), but not less than -0-) or Losses (from col. (h)) |
|---|--------------------------------------|---|---|
| (i) F.M.V. as of 12/31/69 | (j) Adjusted basis as of 12/31/69 | (k) Excess of col. (i) over col. (j), if any | |
| a | | | -5,846. |
| b | | | -42,242. |
| c | | | |
| d | | | |
| e | | | |

| | | | |
|---|--|---|----------|
| 2 | Capital gain net income or (net capital loss) { If gain, also enter in Part I, line 7 If (loss), enter -0- in Part I, line 7 } | 2 | -48,088. |
| 3 | Net short-term capital gain or (loss) as defined in sections 1222(5) and (6) If gain, also enter in Part I, line 8, column (c). If (loss), enter -0- in Part I, line 8 | 3 | N/A |

Part V Qualification Under Section 4940(e) for Reduced Tax on Net Investment Income

(For optional use by domestic private foundations subject to the section 4940(a) tax on net investment income.)

If section 4940(d)(2) applies, leave this part blank.

Was the foundation liable for the section 4942 tax on the distributable amount of any year in the base period? Yes No
 If "Yes," the foundation does not qualify under section 4940(e). Do not complete this part.

1 Enter the appropriate amount in each column for each year; see instructions before making any entries.

| (a) Base period years Calendar year (or tax year beginning in) | (b) Adjusted qualifying distributions | (c) Net value of noncharitable-use assets | (d) Distribution ratio (col. (b) divided by col. (c)) |
|--|--|--|---|
| 2008 | 81,363. | 360,753. | .225537 |
| 2007 | 32,212. | 622,969. | .051707 |
| 2006 | 10,000. | 776,389. | .012880 |
| 2005 | 1,677. | 196,724. | .008525 |
| 2004 | | | |

| | | | |
|---|---|---|----------|
| 2 | Total of line 1, column (d) | 2 | .298649 |
| 3 | Average distribution ratio for the 5-year base period - divide the total on line 2 by 5, or by the number of years the foundation has been in existence if less than 5 years | 3 | .074662 |
| 4 | Enter the net value of noncharitable-use assets for 2009 from Part X, line 5 | 4 | 270,326. |
| 5 | Multiply line 4 by line 3 | 5 | 20,183. |
| 6 | Enter 1% of net investment income (1% of Part I, line 27b) | 6 | 16. |
| 7 | Add lines 5 and 6 | 7 | 20,199. |
| 8 | Enter qualifying distributions from Part XII, line 4 If line 8 is equal to or greater than line 7, check the box in Part VI, line 1b, and complete that part using a 1% tax rate. See the Part VI instructions. | 8 | 107,803. |

Part VI Excise Tax Based on Investment Income (Section 4940(a), 4940(b), 4940(e), or 4948 - see instructions)

| | | | |
|--|----|-----|-----|
| 1a Exempt operating foundations described in section 4940(d)(2), check here <input type="checkbox"/> and enter "N/A" on line 1. Date of ruling or determination letter: _____ (attach copy of letter if necessary-see instructions) | | | |
| b Domestic foundations that meet the section 4940(e) requirements in Part V, check here <input checked="" type="checkbox"/> and enter 1% of Part I, line 27b | | 1 | 16. |
| c All other domestic foundations enter 2% of line 27b. Exempt foreign organizations enter 4% of Part I, line 12, col. (b) | | | |
| 2 Tax under section 511 (domestic section 4947(a)(1) trusts and taxable foundations only Others enter -0-) | | 2 | 0. |
| 3 Add lines 1 and 2 | | 3 | 16. |
| 4 Subtitle A (income) tax (domestic section 4947(a)(1) trusts and taxable foundations only. Others enter -0-) | | 4 | 0. |
| 5 Tax based on investment income Subtract line 4 from line 3. If zero or less, enter -0- | | 5 | 16. |
| 6 Credits/Payments: | | | |
| a 2009 estimated tax payments and 2008 overpayment credited to 2009 | 6a | 40. | |
| b Exempt foreign organizations - tax withheld at source | 6b | | |
| c Tax paid with application for extension of time to file (Form 8868) | 6c | | |
| d Backup withholding erroneously withheld | 6d | | |
| 7 Total credits and payments. Add lines 6a through 6d | 7 | 40. | |
| 8 Enter any penalty for underpayment of estimated tax. Check here <input type="checkbox"/> if Form 2220 is attached | 8 | | |
| 9 Tax due. If the total of lines 5 and 8 is more than line 7, enter amount owed | 9 | | |
| 10 Overpayment. If line 7 is more than the total of lines 5 and 8, enter the amount overpaid | 10 | 24. | |
| 11 Enter the amount of line 10 to be: Credited to 2010 estimated tax <input checked="" type="checkbox"/> 24. Refunded <input checked="" type="checkbox"/> | 11 | 0. | |

Part VII-A Statements Regarding Activities

| | Yes | No |
|--|-----|----|
| 1a During the tax year, did the foundation attempt to influence any national, state, or local legislation or did it participate or intervene in any political campaign? | | X |
| b Did it spend more than \$100 during the year (either directly or indirectly) for political purposes (see instructions for definition)? If the answer is "Yes" to 1a or 1b, attach a detailed description of the activities and copies of any materials published or distributed by the foundation in connection with the activities | | X |
| c Did the foundation file Form 1120-POL for this year? | | X |
| d Enter the amount (if any) of tax on political expenditures (section 4955) imposed during the year: (1) On the foundation. ▶ \$ 0. (2) On foundation managers. ▶ \$ 0. | | |
| e Enter the reimbursement (if any) paid by the foundation during the year for political expenditure tax imposed on foundation managers. ▶ \$ 0. | | |
| 2 Has the foundation engaged in any activities that have not previously been reported to the IRS? If "Yes," attach a detailed description of the activities | 2 | X |
| 3 Has the foundation made any changes, not previously reported to the IRS, in its governing instrument, articles of incorporation, or bylaws, or other similar instruments? If "Yes," attach a conformed copy of the changes | 3 | X |
| 4a Did the foundation have unrelated business gross income of \$1,000 or more during the year? | 4a | X |
| b If "Yes," has it filed a tax return on Form 990-T for this year? | 4b | |
| 5 Was there a liquidation, termination, dissolution, or substantial contraction during the year? If "Yes," attach the statement required by General Instruction T | 5 | X |
| 6 Are the requirements of section 508(e) (relating to sections 4941 through 4945) satisfied either: • By language in the governing instrument, or • By state legislation that effectively amends the governing instrument so that no mandatory directions that conflict with the state law remain in the governing instrument? | 6 | X |
| 7 Did the foundation have at least \$5,000 in assets at any time during the year? If "Yes," complete Part II, col (c), and Part XV. | 7 | X |
| 8a Enter the states to which the foundation reports or with which it is registered (see instructions) ▶ <u>CA</u> | | |
| b If the answer is "Yes" to line 7, has the foundation furnished a copy of Form 990-PF to the Attorney General (or designate) of each state as required by General Instruction G? If "No," attach explanation | 8b | X |
| 9 Is the foundation claiming status as a private operating foundation within the meaning of section 4942(j)(3) or 4942(j)(5) for calendar year 2009 or the taxable year beginning in 2009 (see instructions for Part XIV)? If "Yes," complete Part XIV | 9 | X |
| 10 Did any persons become substantial contributors during the tax year? If "Yes," attach a schedule listing their names and addresses | 10 | X |

N/A

Part VII-A Statements Regarding Activities (continued)

| | | | |
|--|----|---|---|
| 11 At any time during the year, did the foundation, directly or indirectly, own a controlled entity within the meaning of section 512(b)(13)? If "Yes," attach schedule (see instructions) | 11 | | X |
| 12 Did the foundation acquire a direct or indirect interest in any applicable insurance contract before August 17, 2008? | 12 | | X |
| 13 Did the foundation comply with the public inspection requirements for its annual returns and exemption application? Website address ▶ <u>N/A</u> | 13 | X | |

14 The books are in care of ▶ DIANA BEAUDRY Telephone no. ▶ 949-933-0991
 Located at ▶ 3052 SENECA DRIVE, FRISCO, TX ZIP+4 ▶ 75034

15 Section 4947(a)(1) nonexempt charitable trusts filing Form 990-PF in lieu of Form 1041 - Check here
 and enter the amount of tax-exempt interest received or accrued during the year ▶ 15 N/A

Part VII-B Statements Regarding Activities for Which Form 4720 May Be Required

File Form 4720 if any item is checked in the "Yes" column, unless an exception applies.

| | | Yes | No |
|--|----|-----|----|
| 1a During the year did the foundation (either directly or indirectly): | | | |
| (1) Engage in the sale or exchange, or leasing of property with a disqualified person? <input type="checkbox"/> Yes <input checked="" type="checkbox"/> No | | | |
| (2) Borrow money from, lend money to, or otherwise extend credit to (or accept it from) a disqualified person? <input type="checkbox"/> Yes <input checked="" type="checkbox"/> No | | | |
| (3) Furnish goods, services, or facilities to (or accept them from) a disqualified person? <input type="checkbox"/> Yes <input checked="" type="checkbox"/> No | | | |
| (4) Pay compensation to, or pay or reimburse the expenses of, a disqualified person? <input type="checkbox"/> Yes <input checked="" type="checkbox"/> No | | | |
| (5) Transfer any income or assets to a disqualified person (or make any of either available for the benefit or use of a disqualified person)? <input type="checkbox"/> Yes <input checked="" type="checkbox"/> No | | | |
| (6) Agree to pay money or property to a government official? (Exception. Check "No" if the foundation agreed to make a grant to or to employ the official for a period after termination of government service, if terminating within 90 days.) <input type="checkbox"/> Yes <input checked="" type="checkbox"/> No | | | |
| b If any answer is "Yes" to 1a(1)-(6), did any of the acts fail to qualify under the exceptions described in Regulations section 53.4941(d)-3 or in a current notice regarding disaster assistance (see page 20 of the instructions)? Organizations relying on a current notice regarding disaster assistance check here <u>N/A</u> ▶ <input type="checkbox"/> | 1b | | |
| c Did the foundation engage in a prior year in any of the acts described in 1a, other than excepted acts, that were not corrected before the first day of the tax year beginning in 2009? | 1c | | X |
| 2 Taxes on failure to distribute income (section 4942) (does not apply for years the foundation was a private operating foundation defined in section 4942(j)(3) or 4942(j)(5)): | | | |
| a At the end of tax year 2009, did the foundation have any undistributed income (lines 6d and 6e, Part XIII) for tax year(s) beginning before 2009? <input type="checkbox"/> Yes <input checked="" type="checkbox"/> No If "Yes," list the years ▶ _____, _____, _____ | | | |
| b Are there any years listed in 2a for which the foundation is not applying the provisions of section 4942(a)(2) (relating to incorrect valuation of assets) to the year's undistributed income? (If applying section 4942(a)(2) to all years listed, answer "No" and attach statement - see instructions.) <u>N/A</u> | 2b | | |
| c If the provisions of section 4942(a)(2) are being applied to any of the years listed in 2a, list the years here. ▶ _____, _____, _____ | | | |
| 3a Did the foundation hold more than a 2% direct or indirect interest in any business enterprise at any time during the year? <input type="checkbox"/> Yes <input checked="" type="checkbox"/> No | | | |
| b If "Yes," did it have excess business holdings in 2009 as a result of (1) any purchase by the foundation or disqualified persons after May 26, 1969; (2) the lapse of the 5-year period (or longer period approved by the Commissioner under section 4943(c)(7)) to dispose of holdings acquired by gift or bequest; or (3) the lapse of the 10-, 15-, or 20-year first phase holding period? (Use Schedule C, Form 4720, to determine if the foundation had excess business holdings in 2009) <u>N/A</u> | 3b | | |
| 4a Did the foundation invest during the year any amount in a manner that would jeopardize its charitable purposes? | 4a | | X |
| b Did the foundation make any investment in a prior year (but after December 31, 1969) that could jeopardize its charitable purpose that had not been removed from jeopardy before the first day of the tax year beginning in 2009? | 4b | | X |

Part VII-B Statements Regarding Activities for Which Form 4720 May Be Required (continued)

5a During the year did the foundation pay or incur any amount to:

(1) Carry on propaganda, or otherwise attempt to influence legislation (section 4945(e))? Yes No

(2) Influence the outcome of any specific public election (see section 4955); or to carry on, directly or indirectly, any voter registration drive? Yes No

(3) Provide a grant to an individual for travel, study, or other similar purposes? Yes No

(4) Provide a grant to an organization other than a charitable, etc., organization described in section 509(a)(1), (2), or (3), or section 4940(d)(2)? Yes No

(5) Provide for any purpose other than religious, charitable, scientific, literary, or educational purposes, or for the prevention of cruelty to children or animals? Yes No

b If any answer is "Yes" to 5a(1)-(5), did any of the transactions fail to qualify under the exceptions described in Regulations section 53.4945 or in a current notice regarding disaster assistance (see instructions)? **N/A**

Organizations relying on a current notice regarding disaster assistance check here

c If the answer is "Yes" to question 5a(4), does the foundation claim exemption from the tax because it maintained expenditure responsibility for the grant? **N/A** Yes No

If "Yes," attach the statement required by Regulations section 53.4945-5(d).

6a Did the foundation, during the year, receive any funds, directly or indirectly, to pay premiums on a personal benefit contract? Yes No

b Did the foundation, during the year, pay premiums, directly or indirectly, on a personal benefit contract? **6b** Yes No **X**

If "Yes" to 6b, file Form 8870

7a At any time during the tax year, was the foundation a party to a prohibited tax shelter transaction? Yes No

b If yes, did the foundation receive any proceeds or have any net income attributable to the transaction? **7b** Yes No **N/A**

Part VIII Information About Officers, Directors, Trustees, Foundation Managers, Highly Paid Employees, and Contractors

1 List all officers, directors, trustees, foundation managers and their compensation.

| (a) Name and address | (b) Title, and average hours per week devoted to position | (c) Compensation (if not paid, enter -0-) | (d) Contributions to employee benefit plans and deferred compensation | (e) Expense account, other allowances |
|---|---|---|---|---------------------------------------|
| DIANA L. BEAUDRY 3052 SENECA DRIVE FRISCO, TX 75034 | CEO, PRES, DIR 5.00 | 0. | 0. | 0. |
| TIFFANY DORFMAN 3052 SENECA DRIVE FRISCO, TX 75034 | CFO, SECR, DIR 0.00 | 0. | 0. | 0. |
| | | | | |
| | | | | |

2 Compensation of five highest-paid employees (other than those included on line 1). If none, enter "NONE."

| (a) Name and address of each employee paid more than \$50,000 | (b) Title, and average hours per week devoted to position | (c) Compensation | (d) Contributions to employee benefit plans and deferred compensation | (e) Expense account, other allowances |
|---|---|------------------|---|---------------------------------------|
| NONE | | | | |
| | | | | |
| | | | | |
| | | | | |
| | | | | |

Total number of other employees paid over \$50,000 ▶ 0

Part VIII Information About Officers, Directors, Trustees, Foundation Managers, Highly Paid Employees, and Contractors (continued)

3 Five highest-paid independent contractors for professional services. If none, enter "NONE."

| (a) Name and address of each person paid more than \$50,000 | (b) Type of service | (c) Compensation |
|---|---------------------|------------------|
| NONE | | |
| | | |
| | | |
| | | |
| | | |
| | | |
| | | |

Total number of others receiving over \$50,000 for professional services ▶ 0

Part IX-A Summary of Direct Charitable Activities

List the foundation's four largest direct charitable activities during the tax year. Include relevant statistical information such as the number of organizations and other beneficiaries served, conferences convened, research papers produced, etc.

| 1 | Expenses |
|-----|----------|
| N/A | |
| | |
| | |
| | |
| | |

Part IX-B Summary of Program-Related Investments

Describe the two largest program-related investments made by the foundation during the tax year on lines 1 and 2.

| 1 | Amount |
|--|--------|
| N/A | |
| | |
| | |
| All other program-related investments. See instructions. | |
| | |

Total. Add lines 1 through 3 ▶ 0.

Part X Minimum Investment Return (All domestic foundations must complete this part. Foreign foundations, see instructions.)

| | | | |
|----------|---|-----------|----------|
| 1 | Fair market value of assets not used (or held for use) directly in carrying out charitable, etc., purposes: | | |
| a | Average monthly fair market value of securities | 1a | 228,182. |
| b | Average of monthly cash balances | 1b | 46,261. |
| c | Fair market value of all other assets | 1c | |
| d | Total (add lines 1a, b, and c) | 1d | 274,443. |
| e | Reduction claimed for blockage or other factors reported on lines 1a and 1c (attach detailed explanation) | 1e | 0. |
| 2 | Acquisition indebtedness applicable to line 1 assets | 2 | 0. |
| 3 | Subtract line 2 from line 1d | 3 | 274,443. |
| 4 | Cash deemed held for charitable activities. Enter 1 1/2% of line 3 (for greater amount, see instructions) | 4 | 4,117. |
| 5 | Net value of noncharitable-use assets. Subtract line 4 from line 3. Enter here and on Part V, line 4 | 5 | 270,326. |
| 6 | Minimum investment return. Enter 5% of line 5 | 6 | 13,516. |

Part XI Distributable Amount (see instructions) (Section 4942(j)(3) and (j)(5) private operating foundations and certain foreign organizations check here and do not complete this part.)

| | | | |
|-----------|---|-----------|---------|
| 1 | Minimum investment return from Part X, line 6 | 1 | 13,516. |
| 2a | Tax on investment income for 2009 from Part VI, line 5 | 2a | 16. |
| b | Income tax for 2009. (This does not include the tax from Part VI.) | 2b | |
| c | Add lines 2a and 2b | 2c | 16. |
| 3 | Distributable amount before adjustments. Subtract line 2c from line 1 | 3 | 13,500. |
| 4 | Recoveries of amounts treated as qualifying distributions | 4 | 0. |
| 5 | Add lines 3 and 4 | 5 | 13,500. |
| 6 | Deduction from distributable amount (see instructions) | 6 | 0. |
| 7 | Distributable amount as adjusted. Subtract line 6 from line 5. Enter here and on Part XIII, line 1 | 7 | 13,500. |

Part XII Qualifying Distributions (see instructions)

| | | | |
|----------|---|-----------|----------|
| 1 | Amounts paid (including administrative expenses) to accomplish charitable, etc., purposes: | | |
| a | Expenses, contributions, gifts, etc. - total from Part I, column (d), line 26 | 1a | 107,803. |
| b | Program-related investments - total from Part IX-B | 1b | 0. |
| 2 | Amounts paid to acquire assets used (or held for use) directly in carrying out charitable, etc., purposes | 2 | |
| 3 | Amounts set aside for specific charitable projects that satisfy the: | | |
| a | Suitability test (prior IRS approval required) | 3a | |
| b | Cash distribution test (attach the required schedule) | 3b | |
| 4 | Qualifying distributions. Add lines 1a through 3b. Enter here and on Part V, line 8, and Part XIII, line 4 | 4 | 107,803. |
| 5 | Foundations that qualify under section 4940(e) for the reduced rate of tax on net investment income. Enter 1% of Part I, line 27b | 5 | 16. |
| 6 | Adjusted qualifying distributions. Subtract line 5 from line 4 | 6 | 107,787. |

Note. The amount on line 6 will be used in Part V, column (b), in subsequent years when calculating whether the foundation qualifies for the section 4940(e) reduction of tax in those years.

Part XIII Undistributed Income (see instructions)

| | (a) Corpus | (b) Years prior to 2008 | (c) 2008 | (d) 2009 |
|--|---------------|----------------------------|-------------|-------------|
| 1 Distributable amount for 2009 from Part XI, line 7 | | | | 13,500. |
| 2 Undistributed income, if any, as of the end of 2009 | | | | |
| a Enter amount for 2008 only | | | 0. | |
| b Total for prior years: | | 0. | | |
| 3 Excess distributions carryover, if any, to 2009: | | | | |
| a From 2004 | | | | |
| b From 2005 | | | | |
| c From 2006 | | | | |
| d From 2007 | | | | |
| e From 2008 | 39,349. | | | |
| f Total of lines 3a through e | 39,349. | | | |
| 4 Qualifying distributions for 2009 from Part XII, line 4: ▶ \$ 107,803. | | | | |
| a Applied to 2008, but not more than line 2a | | | 0. | |
| b Applied to undistributed income of prior years (Election required - see instructions) | | 0. | | |
| c Treated as distributions out of corpus (Election required - see instructions) | 0. | | | |
| d Applied to 2009 distributable amount | | | | 13,500. |
| e Remaining amount distributed out of corpus | 94,303. | | | |
| 5 Excess distributions carryover applied to 2009 (if an amount appears in column (d), the same amount must be shown in column (a)) | 0. | | | 0. |
| 6 Enter the net total of each column as indicated below: | | | | |
| a Corpus Add lines 3f, 4c, and 4e Subtract line 5 | 133,652. | | | |
| b Prior years' undistributed income. Subtract line 4b from line 2b | | 0. | | |
| c Enter the amount of prior years' undistributed income for which a notice of deficiency has been issued, or on which the section 4942(a) tax has been previously assessed | | 0. | | |
| d Subtract line 6c from line 6b. Taxable amount - see instructions | | 0. | | |
| e Undistributed income for 2008. Subtract line 4a from line 2a. Taxable amount - see instr. | | | 0. | |
| f Undistributed income for 2009. Subtract lines 4d and 5 from line 1. This amount must be distributed in 2010 | | | | 0. |
| 7 Amounts treated as distributions out of corpus to satisfy requirements imposed by section 170(b)(1)(F) or 4942(g)(3) | 0. | | | |
| 8 Excess distributions carryover from 2004 not applied on line 5 or line 7 | 0. | | | |
| 9 Excess distributions carryover to 2010 Subtract lines 7 and 8 from line 6a | 133,652. | | | |
| 10 Analysis of line 9: | | | | |
| a Excess from 2005 | | | | |
| b Excess from 2006 | | | | |
| c Excess from 2007 | | | | |
| d Excess from 2008 | 39,349. | | | |
| e Excess from 2009 | 94,303. | | | |

Part XIV Private Operating Foundations (see instructions and Part VII-A, question 9)

N/A

1 a If the foundation has received a ruling or determination letter that it is a private operating foundation, and the ruling is effective for 2009, enter the date of the ruling

b Check box to indicate whether the foundation is a private operating foundation described in section 4942(j)(3) or 4942(j)(5)

2 a Enter the lesser of the adjusted net income from Part I or the minimum investment return from Part X for each year listed

| | Tax year | | | | (e) Total |
|---|----------|----------|----------|----------|-----------|
| | (a) 2009 | (b) 2008 | (c) 2007 | (d) 2006 | |
| b 85% of line 2a | | | | | |
| c Qualifying distributions from Part XII, line 4 for each year listed | | | | | |
| d Amounts included in line 2c not used directly for active conduct of exempt activities | | | | | |
| e Qualifying distributions made directly for active conduct of exempt activities. Subtract line 2d from line 2c | | | | | |
| 3 Complete 3a, b, or c for the alternative test relied upon: | | | | | |
| a "Assets" alternative test - enter: | | | | | |
| (1) Value of all assets | | | | | |
| (2) Value of assets qualifying under section 4942(j)(3)(B)(i) | | | | | |
| b "Endowment" alternative test - enter 2/3 of minimum investment return shown in Part X, line 6 for each year listed | | | | | |
| c "Support" alternative test - enter: | | | | | |
| (1) Total support other than gross investment income (interest, dividends, rents, payments on securities loans (section 512(a)(5)), or royalties) | | | | | |
| (2) Support from general public and 5 or more exempt organizations as provided in section 4942(j)(3)(B)(iii) | | | | | |
| (3) Largest amount of support from an exempt organization | | | | | |
| (4) Gross investment income | | | | | |

Part XV Supplementary Information (Complete this part only if the foundation had \$5,000 or more in assets at any time during the year-see the instructions.)

1 Information Regarding Foundation Managers:

a List any managers of the foundation who have contributed more than 2% of the total contributions received by the foundation before the close of any tax year (but only if they have contributed more than \$5,000). (See section 507(d)(2).)

NONE

b List any managers of the foundation who own 10% or more of the stock of a corporation (or an equally large portion of the ownership of a partnership or other entity) of which the foundation has a 10% or greater interest.

NONE

2 Information Regarding Contribution, Grant, Gift, Loan, Scholarship, etc., Programs:

Check here if the foundation only makes contributions to preselected charitable organizations and does not accept unsolicited requests for funds. If the foundation makes gifts, grants, etc. (see instructions) to individuals or organizations under other conditions, complete items 2a, b, c, and d.

a The name, address, and telephone number of the person to whom applications should be addressed:

b The form in which applications should be submitted and information and materials they should include:

c Any submission deadlines:

d Any restrictions or limitations on awards, such as by geographical areas, charitable fields, kinds of institutions, or other factors:

Part XV Supplementary Information (continued)

| 3 Grants and Contributions Paid During the Year or Approved for Future Payment | | | | |
|--|---|--------------------------------|----------------------------------|----------------------|
| Recipient | If recipient is an individual, show any relationship to any foundation manager or substantial contributor | Foundation status of recipient | Purpose of grant or contribution | Amount |
| Name and address (home or business) | | | | |
| a <i>Paid during the year</i> WESTMONT COLLEGE 955 LA PAZ ROAD SANTA BARBARA, CA 93108 | | NONPROFIT | CHARITY | 107,803. |
| Total | | | | ▶ 3a 107,803. |
| b <i>Approved for future payment</i> NONE | | | | |
| Total | | | | ▶ 3b 0. |

Part XVII Information Regarding Transfers To and Transactions and Relationships With Noncharitable Exempt Organizations

- 1 Did the organization directly or indirectly engage in any of the following with any other organization described in section 501(c) of the Code... a Transfers from the reporting foundation to a noncharitable exempt organization of: (1) Cash, (2) Other assets, b Other transactions: (1) Sales of assets to a noncharitable exempt organization, (2) Purchases of assets from a noncharitable exempt organization, (3) Rental of facilities, equipment, or other assets, (4) Reimbursement arrangements, (5) Loans or loan guarantees, (6) Performance of services or membership or fundraising solicitations, c Sharing of facilities, equipment, mailing lists, other assets, or paid employees, d If the answer to any of the above is "Yes," complete the following schedule.

Table with 4 columns: (a) Line no, (b) Amount involved, (c) Name of noncharitable exempt organization, (d) Description of transfers, transactions, and sharing arrangements. Row 1 contains 'N/A'.

2a Is the foundation directly or indirectly affiliated with, or related to, one or more tax-exempt organizations described in section 501(c) of the Code (other than section 501(c)(3)) or in section 527? [] Yes [X] No

Table with 3 columns: (a) Name of organization, (b) Type of organization, (c) Description of relationship. Row 1 contains 'N/A'.

Signature block containing: Under penalties of perjury, I declare that I have examined this return... Signature of officer or trustee: Diana Beaudry, Date: August 17, 2010, Title: President, Preparer's signature: [Signature], Date: 8/13/10, Firm's name: LINK, MURREL & COMPANY, address: 18831 BARDEEN AVENUE, STE. 200 IRVINE, CA 92612-1520, Phone no.: (949) 261-1120

Schedule B(Form 990, 990-EZ,
or 990-PF)Department of the Treasury
Internal Revenue Service**Schedule of Contributors**

▶ Attach to Form 990, 990-EZ, or 990-PF.

OMB No 1545-0047

2009

Name of the organization

Employer identification number

BRIGHTSTAR FOUNDATION**20-3636398**

Organization type (check one):

Filers of:

Section:

Form 990 or 990-EZ

 501(c)() (enter number) organization 4947(a)(1) nonexempt charitable trust **not** treated as a private foundation 527 political organization

Form 990-PF

 501(c)(3) exempt private foundation 4947(a)(1) nonexempt charitable trust treated as a private foundation 501(c)(3) taxable private foundationCheck if your organization is covered by the **General Rule** or a **Special Rule**.**Note.** Only a section 501(c)(7), (8), or (10) organization can check boxes for both the General Rule and a Special Rule. See instructions.**General Rule**

-
- For an organization filing Form 990, 990-EZ, or 990-PF that received, during the year, \$5,000 or more (in money or property) from any one contributor. Complete Parts I and II.

Special Rules

- For a section 501(c)(3) organization filing Form 990 or 990-EZ that met the 33 1/3% support test of the regulations under sections 509(a)(1) and 170(b)(1)(A)(vi), and received from any one contributor, during the year, a contribution of the greater of (1) \$5,000 or (2) 2% of the amount on (i) Form 990, Part VIII, line 1h or (ii) Form 990-EZ, line 1. Complete Parts I and II.
- For a section 501(c)(7), (8), or (10) organization filing Form 990 or 990-EZ that received from any one contributor, during the year, aggregate contributions of more than \$1,000 for use *exclusively* for religious, charitable, scientific, literary, or educational purposes, or the prevention of cruelty to children or animals. Complete Parts I, II, and III.
- For a section 501(c)(7), (8), or (10) organization filing Form 990 or 990-EZ that received from any one contributor, during the year, contributions for use *exclusively* for religious, charitable, etc., purposes, but these contributions did not aggregate to more than \$1,000. If this box is checked, enter here the total contributions that were received during the year for an *exclusively* religious, charitable, etc., purpose. Do not complete any of the parts unless the **General Rule** applies to this organization because it received nonexclusively religious, charitable, etc., contributions of \$5,000 or more during the year. ▶ \$ _____

Caution. An organization that is not covered by the General Rule and/or the Special Rules does not file Schedule B (Form 990, 990-EZ, or 990-PF), but it **must** answer "No" on Part IV, line 2 of its Form 990, or check the box on line H of its Form 990-EZ, or on line 2 of its Form 990-PF, to certify that it does not meet the filing requirements of Schedule B (Form 990, 990-EZ, or 990-PF).

LHA For Privacy Act and Paperwork Reduction Act Notice, see the Instructions for Form 990, 990-EZ, or 990-PF.

Schedule B (Form 990, 990-EZ, or 990-PF) (2009)

| | |
|--|---|
| Name of organization BRIGHTSTAR FOUNDATION | Employer identification number 20-3636398 |
|--|---|

Part I Contributors (see instructions)

| (a) No. | (b) Name, address, and ZIP + 4 | (c) Aggregate contributions | (d) Type of contribution |
|------------|--|--------------------------------|--|
| 1 | <p>DIANA BEAUDRY</p> <hr/> <p>3052 SENECA DRIVE</p> <hr/> <p>FRISCO, TX 75034</p> | \$ 161,548. | Person <input checked="" type="checkbox"/> Payroll <input type="checkbox"/> Noncash <input type="checkbox"/> (Complete Part II if there is a noncash contribution.) |
| | <hr/> <hr/> <hr/> <hr/> | \$ _____ | Person <input type="checkbox"/> Payroll <input type="checkbox"/> Noncash <input type="checkbox"/> (Complete Part II if there is a noncash contribution.) |
| | <hr/> <hr/> <hr/> <hr/> | \$ _____ | Person <input type="checkbox"/> Payroll <input type="checkbox"/> Noncash <input type="checkbox"/> (Complete Part II if there is a noncash contribution.) |
| | <hr/> <hr/> <hr/> <hr/> | \$ _____ | Person <input type="checkbox"/> Payroll <input type="checkbox"/> Noncash <input type="checkbox"/> (Complete Part II if there is a noncash contribution.) |
| | <hr/> <hr/> <hr/> <hr/> | \$ _____ | Person <input type="checkbox"/> Payroll <input type="checkbox"/> Noncash <input type="checkbox"/> (Complete Part II if there is a noncash contribution.) |
| | <hr/> <hr/> <hr/> <hr/> | \$ _____ | Person <input type="checkbox"/> Payroll <input type="checkbox"/> Noncash <input type="checkbox"/> (Complete Part II if there is a noncash contribution.) |

| FORM 990-PF | OTHER EXPENSES | | | STATEMENT | 5 |
|-----------------------------|------------------------------|-----------------------------------|-------------------------------|-------------------------------|---|
| DESCRIPTION | (A) EXPENSES PER BOOKS | (B) NET INVEST- MENT INCOME | (C) ADJUSTED NET INCOME | (D) CHARITABLE PURPOSES | |
| FUNDSOURCE FEE | 2,374. | 2,374. | 0. | 0. | |
| TO FORM 990-PF, PG 1, LN 23 | 2,374. | 2,374. | 0. | 0. | |

| FORM 990-PF | OTHER INCREASES IN NET ASSETS OR FUND BALANCES | STATEMENT | 6 |
|--|--|-----------|---|
| DESCRIPTION | | AMOUNT | |
| UNREALIZED GAIN/LOSS RECONCILIATION | | 559. | |
| TOTAL TO FORM 990-PF, PART III, LINE 3 | | 559. | |

| FORM 990-PF | CORPORATE STOCK | | STATEMENT | 7 |
|---|-----------------|----------------------|-----------|---|
| DESCRIPTION | BOOK VALUE | FAIR MARKET VALUE | | |
| OPEN ENDED MUTUAL FUNDS | 295,016. | 311,379. | | |
| TOTAL TO FORM 990-PF, PART II, LINE 10B | 295,016. | 311,379. | | |

Application for Extension of Time To File an Exempt Organization Return

▶ File a separate application for each return

- If you are filing for an **Automatic 3-Month Extension**, complete only **Part I** and check this box
 - If you are filing for an **Additional (Not Automatic) 3-Month Extension**, complete only **Part II** (on page 2 of this form)
- Do not complete Part II unless you have already been granted an automatic 3-month extension on a previously filed Form 8868**

Part I Automatic 3-Month Extension of Time. Only submit original (no copies needed)

A corporation required to file Form 990-T and requesting an automatic 6-month extension - check this box and complete Part I only

All other corporations (including 1120-C filers), partnerships, REMICs, and trusts must use Form 7004 to request an extension of time to file income tax returns

Electronic Filing (e-file). Generally, you can electronically file Form 8868 if you want a 3-month automatic extension of time to file one of the returns noted below (6 months for a corporation required to file Form 990-T). However, you cannot file Form 8868 electronically if (1) you want the additional (not automatic) 3-month extension or (2) you file Forms 990-BL, 6069, or 8870, group returns, or a composite or consolidated Form 990-T. Instead, you must submit the fully completed and signed page 2 (Part II) of Form 8868. For more details on the electronic filing of this form, visit www.irs.gov/efile and click on *e-file for Charities & Nonprofits*.

| | | |
|--|---|---|
| Type or print File by the due date for filing your return. See instructions | Name of Exempt Organization BRIGHTSTAR FOUNDATION | Employer identification number 20-3636398 |
| | Number, street, and room or suite no. If a P.O. box, see instructions. 3052 SENECA DRIVE | |
| | City, town or post office, state, and ZIP code. For a foreign address, see instructions. FRISCO, TX 75034 | |

Check type of return to be filed (file a separate application for each return):

- | | | |
|---|--|------------------------------------|
| <input type="checkbox"/> Form 990 | <input type="checkbox"/> Form 990-T (corporation) | <input type="checkbox"/> Form 4720 |
| <input type="checkbox"/> Form 990-BL | <input type="checkbox"/> Form 990-T (sec 401(a) or 408(a) trust) | <input type="checkbox"/> Form 5227 |
| <input type="checkbox"/> Form 990-EZ | <input type="checkbox"/> Form 990-T (trust other than above) | <input type="checkbox"/> Form 6069 |
| <input checked="" type="checkbox"/> Form 990-PF | <input type="checkbox"/> Form 1041-A | <input type="checkbox"/> Form 8870 |

DIANA BEAUDRY

- The books are in the care of ▶ **3052 SENECA DRIVE - FRISCO, TX 75034**
Telephone No. ▶ **949-933-0991** FAX No. ▶ _____
- If the organization does not have an office or place of business in the United States, check this box
- If this is for a Group Return, enter the organization's four digit Group Exemption Number (GEN) _____ If this is for the whole group, check this box If it is for part of the group, check this box and attach a list with the names and EINs of all members the extension will cover.

1 I request an automatic 3-month (6-months for a corporation required to file Form 990-T) extension of time until **AUGUST 15, 2010**, to file the exempt organization return for the organization named above. The extension is for the organization's return for:
▶ calendar year **2009** or
▶ tax year beginning _____, and ending _____

COPY

2 If this tax year is for less than 12 months, check reason: Initial return Final return Change in accounting period

| | | | |
|--|-----------|----|-----------|
| 3a If this application is for Form 990-BL, 990-PF, 990-T, 4720, or 6069, enter the tentative tax, less any nonrefundable credits. See instructions. | 3a | \$ | 0. |
| b If this application is for Form 990-PF or 990-T, enter any refundable credits and estimated tax payments made. Include any prior year overpayment allowed as a credit. | 3b | \$ | 0. |
| c Balance Due. Subtract line 3b from line 3a. Include your payment with this form, or, if required, deposit with FTD coupon or, if required, by using EFTPS (Electronic Federal Tax Payment System). See instructions. | 3c | \$ | 0. |

Caution. If you are going to make an electronic fund withdrawal with this Form 8868, see Form 8453-EO and Form 8879-EO for payment instructions

- If you are filing for an **Additional (Not Automatic) 3-Month Extension**, complete only **Part II** and check this box **X**
- Note.** Only complete Part II if you have already been granted an automatic 3-month extension on a previously filed Form 8868
- If you are filing for an **Automatic 3-Month Extension**, complete only **Part I** (on page 1).

| | | |
|---|---|---|
| Part II | Additional (Not Automatic) 3-Month Extension of Time. Only file the original (no copies needed). | |
| Type or print File by the extended due date for filing the return See instructions | Name of Exempt Organization BRIGHTSTAR FOUNDATION | Employer identification number 20-3636398 |
| | Number, street, and room or suite no. If a P.O. box, see instructions. 3052 SENECA DRIVE | For IRS use only |
| | City, town or post office, state, and ZIP code. For a foreign address, see instructions. FRISCO, TX 75034 | |

Check type of return to be filed (File a separate application for each return)

Form 990
 Form 990-EZ
 Form 990-T (sec. 401(a) or 408(a) trust)
 Form 1041-A
 Form 5227
 Form 8870
 Form 990-BL
 Form 990-PF
 Form 990-T (trust other than above)
 Form 4720
 Form 6069

STOP! Do not complete Part II if you were not already granted an automatic 3-month extension on a previously filed Form 8868.

DIANA BEAUDRY

- The books are in the care of **3052 SENECA DRIVE - FRISCO, TX 75034**
Telephone No. **949-933-0991** FAX No.

- If the organization does not have an office or place of business in the United States, check this box
- If this is for a Group Return, enter the organization's four digit Group Exemption Number (GEN) _____ If this is for the whole group, check this box If it is for part of the group, check this box and attach a list with the names and EINs of all members the extension is for.

- I request an additional 3-month extension of time until **NOVEMBER 15, 2010.**
- For calendar year **2009**, or other tax year beginning _____, and ending _____
- If this tax year is for less than 12 months, check reason: Initial return Final return Change in accounting period
- State in detail why you need the extension _____

THE TAXPAYER IS INVOLVED IN CERTAIN TRANSCATIONS. ADDITIONAL TIME IS REQUESTED IN WHICH TO FILE A COMPLETE AND ACCURATE RETURN.

| | | | |
|--|-----------|----|-----------|
| 8a If this application is for Form 990-BL, 990-PF, 990-T, 4720, or 6069, enter the tentative tax, less any nonrefundable credits. See instructions | 8a | \$ | 0. |
| b If this application is for Form 990-PF, 990-T, 4720, or 6069, enter any refundable credits and estimated tax payments made. Include any prior year overpayment allowed as a credit and any amount paid previously with Form 8868. | 8b | \$ | 0. |
| c Balance Due. Subtract line 8b from line 8a. Include your payment with this form, or, if required, deposit with FTD coupon or, if required, by using EFTPS (Electronic Federal Tax Payment System). See instructions | 8c | \$ | 0. |

Signature and Verification

Under penalties of perjury, I declare that I have examined this form, including accompanying schedules and statements, and to the best of my knowledge and belief, it is true, correct, and complete, and that I am authorized to prepare this form.

Signature Title Date

COPY

Realized Gain/Loss

As of Date: 2/05/10

ADVISORS

Account Number: 4388-8287
 Command Account Number: 9077089372
 BRIGHT STAR FOUNDATION

Important Realized Gain/Loss Information

This information is provided for courtesy purposes only. Each individual taxpayer should consult with a tax advisor as to any additional reporting requirements or adjustments. **NO COST BASIS OR REALIZED GAIN/LOSS INFORMATION IS PROVIDED TO THE IRS, NOR IS THIS INFORMATION VERIFIED OR GUARANTEED BY FIRST CLEARING, LLC TO BE ACCURATE FOR EACH TAXPAYER'S UNIQUE REPORTING REQUIREMENTS. THEREFORE, YOU SHOULD NEVER ASSUME THIS STATEMENT IS ACCURATE IN LIEU OF COMPLETING SCHEDULE D OF YOUR TAX RETURN AND CONSULTING WITH YOUR TAX ADVISOR.**

Federal tax reporting requirements will create differences between the information presented here and what appears on your Form 1099-B, including but not limited to the following situations:

- * Cost basis for many fixed income tax lots has been amortized (for securities purchased at a premium) or accreted (for securities purchased at a discount), when possible, for applicable securities. For securities that were purchased at an Original Issue Discount (OID), only those positions whose cost basis has been adjusted will reflect the impacts of the OID accruals on the original cost basis. The original issue discount amount reported on your Form 1099-OID is not adjusted for market discount, acquisition premium or bond premium. Therefore, the amortization and accretion adjustments used on this statement may not be consistent with the Form 1099-OID amount because the reporting requirements on the Form 1099-OID are different.
- * The Original Price represents the unadjusted price of the security. The Original Price can be used to calculate the original unadjusted cost of the security.
- * Short sales are reportable on Form 1099-B before the position is closed.
- * Implicit redemptions by the issuer of a structured product are reportable on Form 1099-B, but will not appear on the Realized Gain/Loss Statement if that implicit redemption did not result in a closed tax lot at that time.
- * Securities subject to marked to market reporting requirements for those investors are not included here nor is that information available on our systems.
- * Long-term capital gains reported by a RIC or REIT appear on Form 1099-DIV only, as noted in the instructions for that form.
- * Lots closed due to transfers or journals will not be reflected in the Realized Gain/Loss Statement, or on the Form 1099-B.

Realized Gain/Loss Summary

| | THIS YEAR GAIN | THIS YEAR LOSS | THIS YEAR NET |
|-----------------------------------|-------------------|---------------------|---------------------|
| Short term | 6,139.98 | -11,985.54 | -5,845.56 |
| Long term | 419.31 | -42,661.83 | -42,242.52 |
| Total - Realized Gain/Loss | \$6,559.29 | -\$54,647.37 | -\$48,088.08 |

Realized Gain/Loss

As of Date: 2/05/10

Account Number: 4388-8287
 Command Account Number: 9077089372
 BRIGHT STAR FOUNDATION

Realized Gain/Loss Detail for Year

| Short Term DESCRIPTION | QUANTITY | ADJ PRICE/ ORIG PRICE | DATE ACQUIRED | CLOSE DATE | PROCEEDS | ADJ COST/ ORIG COST | GAIN/LOSS |
|---|----------|--------------------------|------------------|------------|----------|------------------------|-----------|
| ALGER FDS | 6.8660 | 10.2300 | 06/17/09 | 08/25/09 | 79.03 | 70.24 | 8.79 |
| SMIDCAP GROWTH FD CL A | | | | | | | |
| AMERICAN CENTY QUANTITATIVE EQ INCOME & GROWTH INSTL CL | 495.2540 | 26.4200 | 06/18/08 | 06/16/09 | 8,869.99 | 13,084.61 | -4,214.62 |
| | 5.3120 | 24.1200 | 09/18/08 | 06/16/09 | 95.13 | 128.13 | -33.00 |
| | 3.8260 | 17.7700 | 12/31/08 | 06/16/09 | 68.52 | 67.98 | 0.54 |
| | 4.3660 | 15.4000 | 03/19/09 | 06/16/09 | 78.20 | 67.24 | 10.96 |
| | 6.0880 | 16.7400 | 04/23/09 | 06/16/09 | 109.05 | 101.91 | 7.14 |
| AMERICAN CENTY MUT FDS GROWTH FUND - INSTL | 7.8630 | 25.3600 | 06/18/08 | 03/27/09 | 126.91 | 199.41 | -72.50 |
| | 7.9350 | 25.3600 | 06/18/08 | 04/29/09 | 137.20 | 201.24 | -64.04 |
| | 3.6880 | 15.7800 | 12/26/08 | 08/25/09 | 73.68 | 58.19 | 15.49 |
| | 304.4610 | 18.1400 | 06/17/09 | 08/25/09 | 6,083.14 | 5,522.93 | 560.21 |
| ARTIO GLOBAL INVT FDS INTL EQUITY FD II CL I | 19.8960 | 9.7800 | 12/31/08 | 06/16/09 | 203.35 | 194.58 | 8.77 |
| ARTISAN FDS INC SMALL CAP VALUE FD | 32.8890 | 11.1100 | 06/16/09 | 07/02/09 | 359.48 | 365.40 | -5.92 |
| | 16.4940 | 11.1100 | 06/16/09 | 08/25/09 | 215.74 | 183.24 | 32.50 |
| | 294.8010 | 11.1200 | 06/17/09 | 08/25/09 | 3,856.00 | 3,278.19 | 577.81 |
| BRIDGEWAY SMALL CAP VALUE CLASS N | 397.5190 | 16.3100 | 06/18/08 | 06/16/09 | 3,796.30 | 6,483.53 | -2,687.23 |
| | 3.2160 | 9.0400 | 12/18/08 | 06/16/09 | 30.72 | 29.07 | 1.65 |
| COHEN & STEERS REALTY SHARES INC | 10.3330 | 32.5600 | 06/16/09 | 07/02/09 | 318.98 | 336.45 | -17.47 |



Realized Gain/Loss

As of Date: 2/05/10

ADVISORS

Account Number: 4388-8287
 Command Account Number: 9077089372
 BRIGHT STAR FOUNDATION

| Short Term | Continued | DESCRIPTION | QUANTITY | ADJ PRICE/ ORIG PRICE | DATE ACQUIRED | CLOSE DATE | PROCEEDS | ADJ COST/ ORIG COST | GAIN/LOSS |
|------------|-----------|---|----------|--------------------------|------------------|------------|----------|------------------------|-----------|
| | | COHEN & STEERS RLTY SHARES INC | 107.8570 | 32.5600 | 06/16/09 | 08/25/09 | 4,368.20 | 3,511.82 | 856.38 |
| | | | 1.1800 | 32.3600 | 07/02/09 | 08/25/09 | 47.80 | 38.18 | 9.62 |
| | | DODGE & COX STK FD | 0.5750 | 102.8700 | 09/30/08 | 08/25/09 | 50.97 | 59.11 | -8.14 |
| | | | 0.6030 | 71.6100 | 12/24/08 | 08/25/09 | 53.46 | 43.17 | 10.29 |
| | | | 0.8300 | 66.3000 | 03/30/09 | 08/25/09 | 73.58 | 55.02 | 18.56 |
| | | | 48.3710 | 76.9300 | 06/17/09 | 08/25/09 | 4,288.59 | 3,721.15 | 567.44 |
| | | | 0.6780 | 77.0500 | 06/29/09 | 08/25/09 | 60.12 | 52.27 | 7.85 |
| | | DWS CORE FIXED INCOME | 9.9870 | 9.9700 | 08/26/08 | 08/25/09 | 89.08 | 99.57 | -10.49 |
| | | | 10.0150 | 9.7800 | 09/25/08 | 08/25/09 | 89.33 | 97.95 | -8.62 |
| | | | 11.2060 | 9.2500 | 10/28/08 | 08/25/09 | 99.95 | 103.66 | -3.71 |
| | | | 10.3540 | 8.4800 | 11/24/08 | 08/25/09 | 92.35 | 87.80 | 4.55 |
| | | | 12.6890 | 8.7100 | 01/02/09 | 08/25/09 | 113.18 | 110.52 | 2.66 |
| | | | 6.1380 | 8.7200 | 01/27/09 | 08/25/09 | 54.75 | 53.52 | 1.23 |
| | | | 7.0710 | 8.7100 | 02/24/09 | 08/25/09 | 63.07 | 61.59 | 1.48 |
| | | | 6.8820 | 8.4900 | 03/26/09 | 08/25/09 | 61.39 | 58.43 | 2.96 |
| | | | 6.0330 | 8.5500 | 04/27/09 | 08/25/09 | 53.81 | 51.58 | 2.23 |
| | | | 4.7060 | 8.6500 | 05/26/09 | 08/25/09 | 41.97 | 40.71 | 1.26 |
| | | | 75.1840 | 8.6900 | 06/17/09 | 08/25/09 | 670.68 | 653.35 | 17.33 |
| | | | 5.1990 | 8.6800 | 06/25/09 | 08/25/09 | 46.38 | 45.13 | 1.25 |
| | | | 5.5820 | 8.7900 | 07/28/09 | 08/25/09 | 49.80 | 49.07 | 0.73 |
| | | EVERGREEN EQUITY TR INTRINSIC VALUE FD CL I | 53.0500 | 10.7500 | 06/18/08 | 06/16/09 | 412.20 | 570.29 | -158.09 |

Realized Gain/Loss

As of Date: 2/05/10

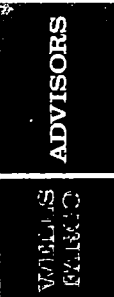
Account Number: 4388-8287
 Command Account Number: 9077089372
 BRIGHT STAR FOUNDATION

| Short Term | Continued | DESCRIPTION | QUANTITY | ADJ PRICE/ ORIG PRICE | DATE ACQUIRED | CLOSE DATE | PROCEEDS | ADJ COST/ ORIG COST | GAIN/LOSS |
|------------|-----------|-------------------------|----------|--------------------------|------------------|------------|----------|------------------------|-----------|
| | | EVERGREEN EQUITY TR | 11.5460 | 6.9600 | 11/20/08 | 08/25/09 | 102.30 | 80.36 | 21.94 |
| | | INTRINSIC VALUE FD CL I | 0.5520 | 6.9600 | 11/20/08 | 08/25/09 | 4.89 | 3.84 | 1.05 |
| | | | 10.8120 | 7.1900 | 12/12/08 | 08/25/09 | 95.79 | 77.74 | 18.05 |
| | | | 9.5370 | 7.7500 | 06/17/09 | 08/25/09 | 84.51 | 73.91 | 10.60 |
| | | FORWARD FDS SMALL CAP | 0.9740 | 12.0500 | 01/02/09 | 08/25/09 | 13.46 | 11.74 | 1.72 |
| | | EQUITY FD INSTL CL | 4.7810 | 12.6200 | 06/17/09 | 08/25/09 | 66.08 | 60.34 | 5.74 |
| | | FORWARD SMALL CAP | 4.9230 | 19.7500 | 06/18/08 | 06/16/09 | 62.13 | 97.23 | -35.10 |
| | | EQUITY FD | | | | | | | |
| | | INSTITUTIONAL CLASS | | | | | | | |
| | | GOLDMAN SACHS TR FINL | 13.3400 | 1.0000 | 09/02/08 | 08/25/09 | 13.34 | 13.34 | 0.00 |
| | | SQUARE MONEY MKT FD | 12.3600 | 1.0000 | 10/01/08 | 08/25/09 | 12.36 | 12.36 | 0.00 |
| | | INSTL CLASS | 11.4700 | 1.0000 | 11/03/08 | 08/25/09 | 11.47 | 11.47 | 0.00 |
| | | | 9.5200 | 1.0000 | 12/01/08 | 08/25/09 | 9.52 | 9.52 | 0.00 |
| | | | 7.1800 | 1.0000 | 01/02/09 | 08/25/09 | 7.18 | 7.18 | 0.00 |
| | | | 4.0500 | 1.0000 | 02/02/09 | 08/25/09 | 4.05 | 4.05 | 0.00 |
| | | | 2.3100 | 1.0000 | 03/02/09 | 08/25/09 | 2.31 | 2.31 | 0.00 |
| | | | 0.3200 | 1.0000 | 03/31/09 | 08/25/09 | 0.32 | 0.32 | 0.00 |
| | | | 1.6600 | 1.0000 | 04/01/09 | 08/25/09 | 1.66 | 1.66 | 0.00 |
| | | | 1.5500 | 1.0000 | 05/01/09 | 08/25/09 | 1.55 | 1.55 | 0.00 |
| | | | 1.4100 | 1.0000 | 06/01/09 | 08/25/09 | 1.41 | 1.41 | 0.00 |
| | | | 0.9200 | 1.0000 | 07/08/09 | 08/25/09 | 0.92 | 0.92 | 0.00 |



Realized Gain/Loss

As of Date: 2/05/10



Account Number: 4388-8287
 Command Account Number: 9077089372
 BRIGHT STAR FOUNDATION

| Short Term DESCRIPTION | Quantity | ADJ PRICE/ ORIG PRICE | DATE ACQUIRED | CLOSE DATE | PROCEEDS | ADJ COST/ ORIG COST | GAIN/LOSS |
|--|------------|--------------------------|------------------|------------|----------|------------------------|-----------|
| <i>Continued</i> | | | | | | | |
| HARBOR FD INTL GROWTH FUNDINSTL CLASS | 0.3900 | 1.0000 | 08/03/09 | 08/25/09 | 0.39 | 0.39 | 0.00 |
| | 8.4000 | 7.8800 | 12/23/08 | 08/25/09 | 88.79 | 66.19 | 22.60 |
| | 21.8670 | 9.2700 | 06/17/09 | 08/25/09 | 231.14 | 202.71 | 28.43 |
| HARBOR INTL GROWTH FD | 92.7360 | 14.7800 | 06/18/08 | 05/29/09 | 895.83 | 1,370.64 | -474.81 |
| MAINSTAY FD HIGH YIELD CORPORATE BD FD CL I | 24.7300 | 5.7400 | 09/03/08 | 08/25/09 | 132.80 | 141.95 | -9.15 |
| | 25.6590 | 5.5500 | 09/26/08 | 08/25/09 | 137.78 | 142.41 | -4.63 |
| | 31.1720 | 4.6000 | 11/04/08 | 08/25/09 | 167.39 | 143.39 | 24.00 |
| | 34.1770 | 4.2300 | 12/02/08 | 08/25/09 | 183.53 | 144.57 | 38.96 |
| | 35.2320 | 4.1400 | 12/22/08 | 08/25/09 | 189.19 | 145.86 | 43.33 |
| | 23.7640 | 4.4900 | 02/02/09 | 08/25/09 | 127.61 | 106.70 | 20.91 |
| | 24.5100 | 4.3900 | 03/03/09 | 08/25/09 | 131.61 | 107.60 | 24.01 |
| | 22.6210 | 4.4300 | 03/31/09 | 08/25/09 | 121.47 | 100.21 | 21.26 |
| | 21.2330 | 4.7600 | 05/04/09 | 08/25/09 | 114.02 | 101.07 | 12.95 |
| | 20.5800 | 4.9500 | 06/01/09 | 08/25/09 | 110.51 | 101.87 | 8.64 |
| | 1,032.7180 | 5.1000 | 06/17/09 | 08/25/09 | 5,545.74 | 5,266.86 | 278.88 |
| | 28.0770 | 5.0500 | 06/30/09 | 08/25/09 | 150.77 | 141.79 | 8.98 |
| | 24.9700 | 5.3000 | 08/04/09 | 08/25/09 | 134.10 | 132.34 | 1.76 |
| MAINSTAY HIGH YIELD CORPORATE BOND FD CL I | 2.4230 | 5.9300 | 03/04/08 | 01/29/09 | 10.97 | 14.36 | -3.39 |
| | 13.6370 | 5.8400 | 03/28/08 | 01/29/09 | 61.77 | 79.64 | -17.87 |
| | 13.3820 | 5.9900 | 05/02/08 | 01/29/09 | 60.62 | 80.16 | -19.54 |
| | 13.4980 | 5.9600 | 06/03/08 | 01/29/09 | 61.14 | 80.45 | -19.31 |
| | 101.6650 | 5.9500 | 06/18/08 | 01/29/09 | 460.56 | 604.91 | -144.35 |

Realized Gain/Loss

As of Date: 2/05/10

Account Number: 4388-8287
 Command Account Number: 9077089372
 BRIGHT STAR FOUNDATION

| Short Term DESCRIPTION | Quantity | ADJ PRICE/ ORIG PRICE | DATE ACQUIRED | DATE CLOSE | PROCEEDS | ADJ COST/ ORIG COST | GAIN/LOSS |
|------------------------------|------------|--------------------------|------------------|---------------|-----------|------------------------|-----------|
| <i>Continued</i> | | | | | | | |
| MANAGERS FUNDS BOND FUND | 219.6220 | 5.9500 | 06/18/08 | 02/27/09 | 964.14 | 1,306.76 | -342.62 |
| | 9.7250 | 24.7000 | 06/18/08 | 01/29/09 | 191.98 | 240.21 | -48.23 |
| | 3.9630 | 23.8800 | 08/28/08 | 08/25/09 | 92.57 | 94.64 | -2.07 |
| | 4.3660 | 22.0600 | 09/29/08 | 08/25/09 | 101.99 | 96.32 | 5.67 |
| | 4.0960 | 18.9200 | 10/29/08 | 08/25/09 | 95.68 | 77.49 | 18.19 |
| | 5.9400 | 18.6900 | 11/25/08 | 08/25/09 | 138.75 | 111.01 | 27.74 |
| | 4.6270 | 19.5400 | 12/29/08 | 08/25/09 | 108.08 | 90.42 | 17.66 |
| | 3.3500 | 19.5400 | 12/29/08 | 08/25/09 | 78.25 | 65.45 | 12.80 |
| | 3.3130 | 19.5400 | 12/29/08 | 08/25/09 | 77.39 | 64.74 | 12.65 |
| | 3.0650 | 19.9800 | 01/28/09 | 08/25/09 | 71.59 | 61.23 | 10.36 |
| | 2.9390 | 19.6500 | 02/25/09 | 08/25/09 | 68.65 | 57.75 | 10.90 |
| | 3.0290 | 19.1700 | 03/27/09 | 08/25/09 | 70.75 | 58.06 | 12.69 |
| | 3.0900 | 19.7900 | 04/28/09 | 08/25/09 | 72.18 | 61.16 | 11.02 |
| | 3.1030 | 20.7200 | 05/27/09 | 08/25/09 | 72.48 | 64.29 | 8.19 |
| | 136.4740 | 21.9100 | 06/17/09 | 08/25/09 | 3,188.10 | 2,990.14 | 197.96 |
| | 3.6580 | 21.9600 | 06/26/09 | 08/25/09 | 85.45 | 80.34 | 5.11 |
| | 3.3250 | 22.2800 | 07/29/09 | 08/25/09 | 77.68 | 74.08 | 3.60 |
| METROPOLITAN FUNDS | | | | | | | |
| WEST TOT/RET BOND-I | 15.0490 | 8.9400 | 04/22/09 | 06/29/09 | 137.85 | 134.54 | 3.31 |
| | 112.0250 | 8.9400 | 04/22/09 | 07/02/09 | 1,029.51 | 1,001.51 | 28.00 |
| METROPOLITAN WEST FDS | | | | | | | |
| TOTAL RETURN BD FD CL I | 1,246.3670 | 8.9400 | 04/22/09 | 08/25/09 | 11,902.80 | 11,142.51 | 760.29 |
| | 2.4360 | 8.9900 | 05/01/09 | 08/25/09 | 23.26 | 21.90 | 1.36 |
| | 7.6330 | 9.0800 | 06/01/09 | 08/25/09 | 72.89 | 69.31 | 3.58 |



Realized Gain/Loss

As of Date: 2/05/10

ADVISORS

Account Number: 4388-8287
 Command Account Number: 9077089372
 BRIGHT STAR FOUNDATION

| Short Term DESCRIPTION | Quantity | ADJ PRICE/ ORIG PRICE | DATE ACQUIRED | CLOSE DATE | PROCEEDS | ADJ COST/ ORIG COST | GAIN/LOSS |
|--|----------|--------------------------|------------------|------------|----------|------------------------|-----------|
| | 91.3930 | 9.1000 | 06/17/09 | 08/25/09 | 872.81 | 831.68 | 41.13 |
| | 7.8360 | 9.1600 | 07/01/09 | 08/25/09 | 74.83 | 71.78 | 3.05 |
| | 7.6750 | 9.4500 | 08/03/09 | 08/25/09 | 73.31 | 72.53 | 0.78 |
| MFS SER TR X EMERGING MKTS DEBT FD CLASS A | 3.8850 | 13.4400 | 09/02/08 | 08/25/09 | 52.17 | 52.22 | -0.05 |
| | 3.9310 | 12.5300 | 10/01/08 | 08/25/09 | 52.79 | 49.25 | 3.54 |
| | 4.7510 | 10.4400 | 11/03/08 | 08/25/09 | 63.81 | 49.60 | 14.21 |
| | 9.3760 | 10.6300 | 12/03/08 | 08/25/09 | 125.93 | 99.67 | 26.26 |
| | 4.0240 | 11.4700 | 01/02/09 | 08/25/09 | 54.04 | 46.15 | 7.89 |
| | 2.7040 | 11.4700 | 02/02/09 | 08/25/09 | 36.32 | 31.02 | 5.30 |
| | 2.7770 | 11.2700 | 03/02/09 | 08/25/09 | 37.30 | 31.30 | 6.00 |
| | 2.7100 | 11.5700 | 04/01/09 | 08/25/09 | 36.40 | 31.36 | 5.04 |
| | 2.3740 | 12.1000 | 05/01/09 | 08/25/09 | 31.88 | 28.72 | 3.16 |
| | 1.5500 | 12.6000 | 06/01/09 | 08/25/09 | 20.82 | 19.53 | 1.29 |
| | 1.5340 | 12.7400 | 07/01/09 | 08/25/09 | 20.61 | 19.54 | 1.07 |
| | 1.3910 | 13.1600 | 08/03/09 | 08/25/09 | 18.69 | 18.30 | 0.39 |
| OPPENHEIMER INTL BD FD CLASS Y | 8.0350 | 6.3100 | 09/02/08 | 08/25/09 | 50.54 | 50.70 | -0.16 |
| | 7.3070 | 5.9600 | 10/01/08 | 08/25/09 | 45.96 | 43.55 | 2.41 |
| | 8.5700 | 5.5400 | 11/03/08 | 08/25/09 | 53.90 | 47.48 | 6.42 |
| | 6.8450 | 5.6700 | 12/01/08 | 08/25/09 | 43.05 | 38.81 | 4.24 |
| | 33.5370 | 5.9200 | 12/31/08 | 08/25/09 | 210.96 | 198.54 | 12.42 |
| | 4.7010 | 5.9200 | 01/02/09 | 08/25/09 | 29.57 | 27.83 | 1.74 |
| | 4.5050 | 5.9200 | 01/02/09 | 08/25/09 | 28.33 | 26.67 | 1.66 |

001 / 8J / 8JG7

Realized Gain/Loss

As of Date: 2/05/10

Account Number: 4388-8287
 Command Account Number: 9077089372
 BRIGHT STAR FOUNDATION

| Short Term | Quantity | ADJ PRICE/ ORIG PRICE | DATE ACQUIRED | CLOSE DATE | PROCEEDS | ADJ COST/ ORIG COST | GAIN/LOSS |
|------------|----------|--------------------------|------------------|------------|----------|------------------------|-----------|
| | 3.1040 | 5.7000 | 02/02/09 | 08/25/09 | 19.52 | 17.69 | 1.83 |
| | 3.2860 | 5.4500 | 03/02/09 | 08/25/09 | 20.67 | 17.91 | 2.76 |
| | 4.7590 | 5.6100 | 04/01/09 | 08/25/09 | 29.93 | 26.70 | 3.23 |
| | 4.8900 | 5.7300 | 05/01/09 | 08/25/09 | 30.76 | 28.02 | 2.74 |
| | 4.5630 | 6.0600 | 06/01/09 | 08/25/09 | 28.70 | 27.65 | 1.05 |
| | 10.9370 | 5.9900 | 06/17/09 | 08/25/09 | 68.81 | 65.51 | 3.30 |
| | 4.7290 | 6.0500 | 07/01/09 | 08/25/09 | 29.75 | 28.61 | 1.14 |
| | 4.5640 | 6.2100 | 08/03/09 | 08/25/09 | 28.72 | 28.34 | 0.38 |

PIMCO FDS PAC INVT
 MGMT SER TOTAL RETURN FD
 INSTL CL


| | | | | | | | |
|--|----------|---------|----------|----------|----------|----------|--------|
| | 9.2330 | 10.6600 | 09/02/08 | 08/25/09 | 99.16 | 98.42 | 0.74 |
| | 8.1120 | 10.2800 | 10/01/08 | 08/25/09 | 87.12 | 83.39 | 3.73 |
| | 9.4950 | 10.1400 | 11/03/08 | 08/25/09 | 101.97 | 96.28 | 5.69 |
| | 7.7800 | 10.3000 | 12/01/08 | 08/25/09 | 83.55 | 80.13 | 3.42 |
| | 54.5000 | 9.9000 | 12/12/08 | 08/25/09 | 585.33 | 539.55 | 45.78 |
| | 31.0430 | 9.9000 | 12/12/08 | 08/25/09 | 333.40 | 307.33 | 26.07 |
| | 7.8790 | 10.1400 | 01/02/09 | 08/25/09 | 84.62 | 79.89 | 4.73 |
| | 6.4150 | 10.1500 | 02/02/09 | 08/25/09 | 68.89 | 65.11 | 3.78 |
| | 6.8580 | 10.0100 | 03/02/09 | 08/25/09 | 73.65 | 68.65 | 5.00 |
| | 6.2320 | 10.1300 | 04/01/09 | 08/25/09 | 66.93 | 63.13 | 3.80 |
| | 210.9580 | 10.1900 | 04/23/09 | 08/25/09 | 2,265.72 | 2,149.66 | 116.06 |
| | 6.4440 | 10.2200 | 05/01/09 | 08/25/09 | 69.20 | 65.86 | 3.34 |
| | 7.0930 | 10.4300 | 06/01/09 | 08/25/09 | 76.18 | 73.98 | 2.20 |
| | 414.1180 | 10.4300 | 06/17/09 | 08/25/09 | 4,447.70 | 4,319.25 | 128.45 |
| | 7.9570 | 10.4500 | 07/01/09 | 08/25/09 | 85.46 | 83.15 | 2.31 |



Realized Gain/Loss

As of Date: 2/05/10

Account Number: 4388-8287
 Command Account Number: 9077089372
 BRIGHT STAR FOUNDATION



| Short Term DESCRIPTION | Quantity | ADJ PRICE/ ORIG PRICE | DATE ACQUIRED | DATE CLOSE | PROCEEDS | ADJ COST/ ORIG COST | GAIN/LOSS |
|------------------------|------------|--------------------------|------------------|---------------|-----------|------------------------|-----------|
| | 8.8040 | 10.6300 | 08/03/09 | 08/25/09 | 94.56 | 93.59 | 0.97 |
| PRINCIPAL INVST FUNDS | | | | | | | |
| HIGH YIELD FD II | | | | | | | |
| CLASS A | | | | | | | |
| | 10.4690 | 8.1900 | 02/01/08 | 01/29/09 | 65.11 | 85.74 | -20.63 |
| | 11.4440 | 8.1000 | 03/03/08 | 01/29/09 | 71.18 | 92.70 | -21.52 |
| | 10.3300 | 7.9700 | 04/01/08 | 01/29/09 | 64.25 | 82.33 | -18.08 |
| | 10.3570 | 8.1700 | 05/01/08 | 01/29/09 | 64.42 | 84.62 | -20.20 |
| | 9.6570 | 8.1400 | 06/02/08 | 01/29/09 | 60.08 | 78.61 | -18.53 |
| | 7.9980 | 8.0600 | 06/18/08 | 01/29/09 | 49.76 | 64.47 | -14.71 |
| | 76.4930 | 8.0600 | 06/18/08 | 03/27/09 | 463.55 | 616.54 | -152.99 |
| | 67.7930 | 8.0600 | 06/18/08 | 04/29/09 | 438.62 | 546.42 | -107.80 |
| | 1,771.1900 | 8.0600 | 06/18/08 | 06/16/09 | 12,469.17 | 14,275.77 | -1,806.60 |
| | 12.5890 | 7.9500 | 07/01/08 | 06/16/09 | 88.62 | 100.08 | -11.46 |
| | 18.0830 | 7.7400 | 08/01/08 | 06/16/09 | 127.30 | 139.96 | -12.66 |
| | 17.3900 | 7.7000 | 09/02/08 | 06/16/09 | 122.42 | 133.90 | -11.48 |
| | 16.0930 | 7.0000 | 10/01/08 | 06/16/09 | 113.29 | 112.65 | 0.64 |
| | 22.7040 | 6.0800 | 11/03/08 | 06/16/09 | 159.84 | 138.04 | 21.80 |
| | 23.8960 | 5.7500 | 12/01/08 | 06/16/09 | 168.23 | 137.40 | 30.83 |
| | 25.1720 | 5.9900 | 01/02/09 | 06/16/09 | 177.21 | 150.78 | 26.43 |
| | 17.7120 | 6.1800 | 02/02/09 | 06/16/09 | 124.69 | 109.46 | 15.23 |
| | 17.1930 | 5.9700 | 03/02/09 | 06/16/09 | 121.04 | 102.64 | 18.40 |
| | 18.1180 | 6.0300 | 04/01/09 | 06/16/09 | 127.55 | 109.25 | 18.30 |
| | 17.7970 | 6.5400 | 05/01/09 | 06/16/09 | 125.30 | 116.39 | 8.91 |
| | 17.4990 | 6.8900 | 06/01/09 | 06/16/09 | 123.21 | 120.57 | 2.64 |
| RS INV TR VALUE FUND | 6.9460 | 14.3300 | 12/22/08 | 08/25/09 | 134.96 | 99.54 | 35.42 |

Realized Gain/Loss

As of Date: 2/05/10

Account Number: 4388-8287
 Command Account Number: 9077089372
 BRIGHT STAR FOUNDATION

| Short Term DESCRIPTION | Quantity | ADJ PRICE/ ORIG PRICE | DATE ACQUIRED | CLOSE DATE | PROCEEDS | ADJ COST/ ORIG COST | GAIN/LOSS |
|--|----------|--------------------------|------------------|------------|----------|------------------------|-----------|
| <i>Continued</i> | | | | | | | |
| THORNBURG INVESTMENT INCOME BUILDER CLASS I | 0.9470 | 14.3300 | 12/22/08 | 08/25/09 | 18.41 | 13.57 | 4.84 |
| | 45.3950 | 20.1900 | 06/17/08 | 04/29/09 | 618.73 | 916.53 | -297.80 |
| | 53.2210 | 20.1900 | 06/17/08 | 05/29/09 | 804.17 | 1,074.53 | -270.36 |
| | 137.0480 | 20.1900 | 06/17/08 | 06/16/09 | 2,103.68 | 2,767.00 | -663.32 |
| THORNBURG INVT TR INVT INCOME BUILDER FD CL I | 22.0430 | 17.6900 | 10/01/08 | 08/25/09 | 372.53 | 389.94 | -17.41 |
| | 37.5460 | 13.5500 | 12/29/08 | 08/25/09 | 634.53 | 508.75 | 125.78 |
| | 16.2900 | 12.8600 | 03/27/09 | 08/25/09 | 275.30 | 209.49 | 65.81 |
| | 17.4450 | 15.3800 | 06/29/09 | 08/25/09 | 294.83 | 268.30 | 26.53 |
| WELLS FARGO FDS TR ADVANTAGE ENDEAVOR SELECT FD CL I | 46.6520 | 6.1500 | 12/16/08 | 08/25/09 | 353.62 | 286.91 | 66.71 |
| | 847.4460 | 6.7900 | 06/17/09 | 08/25/09 | 6,423.67 | 5,754.16 | 669.51 |
| WESTERN ASSET CORE PLUS BOND FD CL-I | 11.8480 | 10.0000 | 05/01/08 | 04/21/09 | 101.65 | 118.48 | -16.83 |
| | 12.9440 | 9.8400 | 06/02/08 | 04/21/09 | 111.06 | 127.37 | -16.31 |
| | 37.3640 | 9.6400 | 06/18/08 | 04/21/09 | 320.59 | 360.19 | -39.60 |
| | 13.0900 | 9.5600 | 07/01/08 | 04/21/09 | 112.31 | 125.14 | -12.83 |
| | 12.4040 | 9.4200 | 08/01/08 | 04/21/09 | 106.43 | 116.85 | -10.42 |
| | 11.8930 | 9.4900 | 09/02/08 | 04/21/09 | 102.04 | 112.86 | -10.82 |
| | 10.1230 | 9.1800 | 10/01/08 | 04/21/09 | 86.86 | 92.93 | -6.07 |
| | 10.6360 | 8.5400 | 11/03/08 | 04/21/09 | 91.26 | 90.83 | 0.43 |
| | 10.8640 | 8.2100 | 12/01/08 | 04/21/09 | 93.21 | 89.19 | 4.02 |



Realized Gain/Loss

As of Date: 2/05/10

ADVISORS

Account Number: 4388-8287
 Command Account Number: 9077089372
 BRIGHT STAR FOUNDATION

| Short Term | Continued | QUANTITY | ADJ PRICE/ ORIG PRICE | DATE ACQUIRED | CLOSE DATE | PROCEEDS | ADJ COST/ ORIG COST | GAIN/LOSS |
|---------------------------|-----------|----------|--------------------------|------------------|------------|---------------------|------------------------|--------------------|
| | | 18.2100 | 8.6800 | 01/02/09 | 04/21/09 | 156.25 | 158.06 | -1.81 |
| | | 4.9100 | 8.6200 | 02/02/09 | 04/21/09 | 42.13 | 42.32 | -0.19 |
| | | 5.9270 | 8.2500 | 03/02/09 | 04/21/09 | 50.86 | 48.90 | 1.96 |
| | | 7.0990 | 8.4800 | 04/01/09 | 04/21/09 | 60.92 | 60.20 | 0.72 |
| Total - Short Term | | | | | | \$103,426.24 | \$109,271.80 | -\$5,845.56 |

| Long Term | DESCRIPTION | QUANTITY | ADJ PRICE/ ORIG PRICE | DATE ACQUIRED | CLOSE DATE | PROCEEDS | ADJ COST/ ORIG COST | GAIN/LOSS |
|-----------|------------------------|----------|--------------------------|------------------|------------|----------|------------------------|-----------|
| | ALGER FDS | 67.0780 | 15.2400 | 01/16/08 | 03/27/09 | 600.35 | 1,022.27 | -421.92 |
| | SMIDCAP GROWTH FD | 12.9050 | 15.2400 | 01/16/08 | 06/16/09 | 131.63 | 196.68 | -65.05 |
| | CL A | 12.5660 | 15.2400 | 01/16/08 | 06/29/09 | 131.19 | 191.51 | -60.32 |
| | ALGER FDS | 496.9980 | 15.2400 | 01/16/08 | 08/25/09 | 5,720.44 | 7,574.22 | -1,853.78 |
| | SMIDCAP GROWTH FD CL A | 46.3200 | 15.2400 | 01/16/08 | 07/02/09 | 472.93 | 705.92 | -232.99 |
| | ALGER SMIDCAP GROWTH | 42.5780 | 24.8900 | 06/14/07 | 08/25/09 | 564.15 | 1,059.76 | -495.61 |
| | FUND CL-A | 165.7420 | 25.4700 | 07/10/07 | 08/25/09 | 2,196.08 | 4,221.45 | -2,025.37 |
| | ALLIANCEBERNSTEIN INTL | 206.9010 | 23.6100 | 08/10/07 | 08/25/09 | 2,741.44 | 4,884.94 | -2,143.50 |
| | VALUE FD ADVISOR CL | 13.4360 | 22.2800 | 12/26/07 | 08/25/09 | 178.02 | 299.36 | -121.34 |
| | | 31.5490 | 22.2800 | 12/26/07 | 08/25/09 | 418.03 | 702.92 | -284.89 |
| | | 2.8650 | 22.2800 | 12/26/07 | 08/25/09 | 37.97 | 63.83 | -25.86 |
| | ALLNCE/BRNS INTL VAL | 49.5820 | 24.8900 | 06/14/07 | 07/02/09 | 549.37 | 1,234.10 | -684.73 |
| | FD ADVISOR CL | | | | | | | |

Realized Gain/Loss

As of Date: 2/05/10

Account Number: 4388-8287
 Command Account Number: 9077089372
 BRIGHT STAR FOUNDATION

| Long Term | Continued | DESCRIPTION | QUANTITY | ADJ PRICE/ ORIG PRICE | DATE ACQUIRED | CLOSE DATE | PROCEEDS | ADJ COST/ ORIG COST | GAIN/LOSS |
|-----------|-----------|------------------------|------------|--------------------------|------------------|------------|-----------|------------------------|-----------|
| | | AMERICAN CENTY MUT FDS | 9.4710 | 25.3600 | 06/18/08 | 06/29/09 | 175.12 | 240.19 | -65.07 |
| | | GROWTH FUND - INSTL | 56.2870 | 25.3600 | 06/18/08 | 07/02/09 | 1,010.35 | 1,427.44 | -417.09 |
| | | | 18.3740 | 25.3600 | 06/18/08 | 07/29/09 | 357.01 | 465.97 | -108.96 |
| | | | 346.8030 | 25.3600 | 06/18/08 | 08/25/09 | 6,929.12 | 8,794.88 | -1,865.76 |
| | | ARTIO GLOBAL INVT FDS | 220.3850 | 17.3800 | 07/10/07 | 06/16/09 | 2,252.33 | 3,830.29 | -1,577.96 |
| | | INTL EQUITY FD II CL I | 291.4610 | 16.1900 | 08/10/07 | 06/16/09 | 2,978.73 | 4,718.76 | -1,740.03 |
| | | | 10.5970 | 17.1400 | 12/31/07 | 06/16/09 | 108.30 | 181.63 | -73.33 |
| | | | 7.6160 | 17.1400 | 12/31/07 | 06/16/09 | 77.83 | 130.54 | -52.71 |
| | | | 9.2070 | 17.1400 | 12/31/07 | 06/16/09 | 94.10 | 157.80 | -63.70 |
| | | DODGE & COX STK FD | 7.4460 | 118.1200 | 06/18/08 | 07/29/09 | 615.41 | 879.53 | -264.12 |
| | | | 100.7370 | 118.1200 | 06/18/08 | 08/25/09 | 8,931.34 | 11,899.06 | -2,967.72 |
| | | | 0.8260 | 111.9100 | 06/30/08 | 08/25/09 | 73.23 | 92.44 | -19.21 |
| | | DODGE & COX STOCK FUND | 14.8490 | 118.1200 | 06/18/08 | 07/02/09 | 1,108.15 | 1,753.97 | -645.82 |
| | | DWS CORE FIXED INCOME | 21.5140 | 10.2700 | 06/18/08 | 06/29/09 | 187.82 | 220.95 | -33.13 |
| | | | 109.3930 | 10.2700 | 06/18/08 | 07/02/09 | 958.28 | 1,123.47 | -165.19 |
| | | | 1,240.8300 | 10.2700 | 06/18/08 | 08/25/09 | 11,068.20 | 12,743.30 | -1,675.10 |
| | | | 2.4720 | 10.2600 | 06/25/08 | 08/25/09 | 22.05 | 25.36 | -3.31 |
| | | | 11.9110 | 10.0200 | 07/28/08 | 08/25/09 | 106.24 | 119.35 | -13.11 |
| | | EVERGREEN EQUITY INTR | 89.3130 | 10.7500 | 06/18/08 | 07/02/09 | 686.82 | 960.12 | -273.30 |
| | | VAL INTRINSIC VALUE FD | 30.5330 | 10.7500 | 06/18/08 | 07/29/09 | 254.95 | 328.23 | -73.28 |
| | | CL I | | | | | | | |



Realized Gain/Loss

As of Date: 2/05/10

ADVISORS

Account Number: 4388-8287
 Command Account Number: 9077089372
 BRIGHT STAR FOUNDATION

| Long Term | Continued | DESCRIPTION | QUANTITY | ADJ PRICE/ ORIG PRICE | DATE ACQUIRED | CLOSE DATE | PROCEEDS | ADJ COST/ ORIG COST | GAIN/LOSS |
|-----------|-----------|---|------------|--------------------------|------------------|------------|----------|------------------------|-----------|
| | | EVERGREEN EQUITY TR INTRINSIC VALUE FD CL I | 23.4310 | 10.7500 | 06/18/08 | 06/29/09 | 186.28 | 251.89 | -65.61 |
| | | EVERGREEN EQUITY TR INTRINSIC VALUE FD CL I | 1,055.5880 | 10.7500 | 06/18/08 | 08/25/09 | 9,352.50 | 11,347.54 | -1,995.04 |
| | | FORWARD FDS SMALL CAP EQUITY FD INSTL CL | 269.5650 | 19.7500 | 06/18/08 | 08/25/09 | 3,725.38 | 5,323.89 | -1,598.51 |
| | | FORWARD SMALL CAP EQUITY FD INSTITUTIONAL CLASS | 27.6700 | 19.7500 | 06/18/08 | 07/02/09 | 343.38 | 546.49 | -203.11 |
| | | GOLDMAN SACHS FINL SQ FINANCIAL CL I | 151.3700 | 1.0000 | 08/10/07 | 07/02/09 | 151.37 | 151.37 | 0.00 |
| | | GOLDMAN SACHS TR FINL SQUARE MMKT FD CL I | 498.0700 | 1.0000 | 07/10/07 | 06/16/09 | 498.07 | 498.07 | 0.00 |
| | | | 26.6000 | 1.0000 | 08/01/07 | 06/16/09 | 26.60 | 26.60 | 0.00 |
| | | | 1,162.6000 | 1.0000 | 08/10/07 | 06/16/09 | 1,162.60 | 1,162.60 | 0.00 |
| | | GOLDMAN SACHS TR FINL SQUARE MONEY MKT FD INSTL CLASS | 642.7600 | 1.0000 | 08/10/07 | 08/25/09 | 642.76 | 642.76 | 0.00 |
| | | | 35.4100 | 1.0000 | 09/04/07 | 08/25/09 | 35.41 | 35.41 | 0.00 |
| | | | 38.3100 | 1.0000 | 10/01/07 | 08/25/09 | 38.31 | 38.31 | 0.00 |
| | | | 38.2800 | 1.0000 | 11/01/07 | 08/25/09 | 38.28 | 38.28 | 0.00 |
| | | | 35.5200 | 1.0000 | 12/03/07 | 08/25/09 | 35.52 | 35.52 | 0.00 |
| | | | 36.4500 | 1.0000 | 01/02/08 | 08/25/09 | 36.45 | 36.45 | 0.00 |
| | | | 33.2300 | 1.0000 | 02/01/08 | 08/25/09 | 33.23 | 33.23 | 0.00 |
| | | | 24.8700 | 1.0000 | 03/03/08 | 08/25/09 | 24.87 | 24.87 | 0.00 |

Realized Gain/Loss

As of Date: 2/05/10

Account Number: 4388-8287
 Command Account Number: 9077089372
 BRIGHT STAR FOUNDATION

| Long Term DESCRIPTION | Quantity | ADJ PRICE/ ORIG PRICE | DATE ACQUIRED | CLOSE DATE | PROCEEDS | ADJ COST/ ORIG COST | GAIN/LOSS |
|---|------------|--------------------------|------------------|------------|-----------|------------------------|-----------|
| <i>Continued</i> | | | | | | | |
| HARBOR FD INTL GROWTH FUND | 22.6200 | 1.0000 | 04/01/08 | 08/25/09 | 22.62 | 22.62 | 0.00 |
| | 18.1200 | 1.0000 | 05/01/08 | 08/25/09 | 18.12 | 18.12 | 0.00 |
| | 16.0800 | 1.0000 | 06/02/08 | 08/25/09 | 16.08 | 16.08 | 0.00 |
| | 736.1200 | 1.0000 | 06/18/08 | 08/25/09 | 736.12 | 736.12 | 0.00 |
| | 15.5700 | 1.0000 | 07/01/08 | 08/25/09 | 15.57 | 15.57 | 0.00 |
| | 14.2500 | 1.0000 | 08/01/08 | 08/25/09 | 14.25 | 14.25 | 0.00 |
| HARBOR FD INTL GROWTH FUND | 7.6350 | 14.7800 | 06/18/08 | 06/29/09 | 72.46 | 112.85 | -40.39 |
| | 48.3870 | 14.7800 | 06/18/08 | 07/02/09 | 447.10 | 715.16 | -268.06 |
| HARBOR FD INTL GROWTH FUNDINSTL CLASS | 528.4630 | 14.7800 | 06/18/08 | 08/25/09 | 5,585.85 | 7,810.65 | -2,224.80 |
| MAINSTAY FD HIGH YIELD CORPORATE BD FD CL I | 2,108.8210 | 5.9500 | 06/18/08 | 08/25/09 | 11,324.36 | 12,547.47 | -1,223.11 |
| | 31.2760 | 5.8700 | 06/27/08 | 08/25/09 | 167.95 | 183.59 | -15.64 |
| | 27.1250 | 5.7500 | 08/04/08 | 08/25/09 | 145.66 | 155.97 | -10.31 |
| MAINSTAY HIGH YLD BD CORPORATE BD FD CL I | 277.5660 | 5.9500 | 06/18/08 | 07/02/09 | 1,412.81 | 1,651.52 | -238.71 |
| MANAGERS FUNDS BOND FUND | 9.0400 | 24.7000 | 06/18/08 | 06/29/09 | 199.05 | 223.29 | -24.24 |
| | 49.1000 | 24.7000 | 06/18/08 | 07/02/09 | 1,084.62 | 1,212.77 | -128.15 |
| | 449.8700 | 24.7000 | 06/18/08 | 08/25/09 | 10,508.96 | 11,111.77 | -602.81 |
| | 4.8980 | 24.5200 | 06/27/08 | 08/25/09 | 114.41 | 120.11 | -5.70 |
| | 4.3850 | 23.9400 | 07/30/08 | 08/25/09 | 102.43 | 104.98 | -2.55 |
| MFS EMER MKTS DEBT CL A | 25.6500 | 13.7400 | 08/10/07 | 07/02/09 | 327.30 | 352.44 | -25.14 |



Realized Gain/Loss

ADVISORS

As of Date: 2/05/10

Account Number: 4388-8287
 Command Account Number: 9077089372
 BRIGHT STAR FOUNDATION

| Long Term | Continued | DESCRIPTION | QUANTITY | ADJ PRICE/ ORIG PRICE | DATE ACQUIRED | CLOSE DATE | PROCEEDS | ADJ COST/ ORIG COST | GAIN/LOSS |
|---------------------|-----------|-----------------------|----------|--------------------------|------------------|------------|----------|------------------------|-----------|
| MFS SER TR X | | EMERGING MKTS DEBT FD | 146.7570 | 14.0500 | 07/10/07 | 04/23/09 | 1,761.08 | 2,061.93 | -300.85 |
| CL A | | | 3.3780 | 13.7500 | 08/01/07 | 04/23/09 | 40.53 | 46.45 | -5.92 |
| | | | 37.4960 | 13.7400 | 08/10/07 | 04/23/09 | 449.96 | 515.20 | -65.24 |
| MFS SER TR X | | EMERGING MKTS DEBT FD | 164.1910 | 13.7400 | 08/10/07 | 08/25/09 | 2,205.08 | 2,255.97 | -50.89 |
| CLASS A | | | 4.5620 | 13.6500 | 09/04/07 | 08/25/09 | 61.26 | 62.27 | -1.01 |
| | | | 4.9150 | 14.0400 | 10/01/07 | 08/25/09 | 66.00 | 69.00 | -3.00 |
| | | | 4.8330 | 14.3600 | 11/01/07 | 08/25/09 | 64.90 | 69.40 | -4.50 |
| | | | 5.0220 | 13.8700 | 12/03/07 | 08/25/09 | 67.44 | 69.65 | -2.21 |
| | | | 7.1540 | 13.8700 | 12/04/07 | 08/25/09 | 96.08 | 99.22 | -3.14 |
| | | | 7.3550 | 13.8700 | 12/04/07 | 08/25/09 | 98.78 | 102.02 | -3.24 |
| | | | 5.1230 | 13.8700 | 01/02/08 | 08/25/09 | 68.80 | 71.05 | -2.25 |
| | | | 5.1470 | 13.9000 | 02/01/08 | 08/25/09 | 69.12 | 71.55 | -2.43 |
| | | | 5.1340 | 13.7900 | 03/03/08 | 08/25/09 | 68.95 | 70.80 | -1.85 |
| | | | 5.2160 | 13.6600 | 04/01/08 | 08/25/09 | 70.05 | 71.25 | -1.20 |
| | | | 5.1880 | 13.7600 | 05/01/08 | 08/25/09 | 69.67 | 71.38 | -1.71 |
| | | | 5.2180 | 13.7300 | 06/02/08 | 08/25/09 | 70.08 | 71.65 | -1.57 |
| | | | 5.1310 | 13.4200 | 07/01/08 | 08/25/09 | 68.91 | 68.86 | 0.05 |
| | | | 4.1740 | 13.4300 | 08/01/08 | 08/25/09 | 56.06 | 56.06 | 0.00 |
| OPPENHEIMER BOND FD | | | 95.6960 | 6.4300 | 06/18/08 | 07/02/09 | 579.92 | 615.33 | -35.41 |
| CLASS Y | | | | | | | | | |

Realized Gain/Loss

As of Date: 2/05/10


Account Number: 4388-8287
 Command Account Number: 9077089372
 BRIGHT STAR FOUNDATION

| Long Term | Continued | DESCRIPTION | QUANTITY | ADJ PRICE/ ORIG PRICE | DATE ACQUIRED | CLOSE DATE | PROCEEDS | ADJ COST/ ORIG COST | GAIN/LOSS |
|-----------|-----------|--|------------|--------------------------|------------------|------------|----------|------------------------|-----------|
| | | OPPENHEIMER INTERNATL BOND FUND CLASS Y | 24.5540 | 6.4300 | 06/18/08 | 06/29/09 | 148.80 | 157.89 | -9.09 |
| | | OPPENHEIMER INTL BD FD CLASS Y | 1,044.9790 | 6.4300 | 06/18/08 | 08/25/09 | 6,572.91 | 6,719.19 | -146.28 |
| | | | 3.3520 | 6.4700 | 07/01/08 | 08/25/09 | 21.08 | 21.69 | -0.61 |
| | | | 8.3670 | 6.4800 | 08/01/08 | 08/25/09 | 52.62 | 54.22 | -1.60 |
| | | PIMCO | 73.5120 | 10.1700 | 07/10/07 | 02/27/09 | 735.86 | 747.62 | -11.76 |
| | | TOTAL RETURN FD INST CL | | | | | | | |
| | | PIMCO FDS PAC INVT MGMT SER TOTAL RETURN FD INSTL CL | 90.8980 | 10.1700 | 07/10/07 | 08/25/09 | 976.24 | 924.42 | 51.82 |
| | | | 8.7040 | 10.2400 | 08/01/07 | 08/25/09 | 93.48 | 89.13 | 4.35 |
| | | | 636.8640 | 10.2700 | 08/10/07 | 08/25/09 | 6,839.92 | 6,540.59 | 299.33 |
| | | | 13.6180 | 10.3300 | 09/04/07 | 08/25/09 | 146.25 | 140.67 | 5.58 |
| | | | 11.5700 | 10.4900 | 10/01/07 | 08/25/09 | 124.26 | 121.37 | 2.89 |
| | | | 13.5730 | 10.5600 | 11/01/07 | 08/25/09 | 145.77 | 143.33 | 2.44 |
| | | | 14.0170 | 10.7600 | 12/03/07 | 08/25/09 | 150.54 | 150.82 | -0.28 |
| | | | 19.4440 | 10.6200 | 12/14/07 | 08/25/09 | 208.82 | 206.49 | 2.33 |
| | | | 12.4850 | 10.6900 | 01/02/08 | 08/25/09 | 134.08 | 133.46 | 0.62 |
| | | | 11.2800 | 11.0000 | 02/01/08 | 08/25/09 | 121.14 | 124.08 | -2.94 |
| | | | 12.0850 | 10.9700 | 03/03/08 | 08/25/09 | 129.79 | 132.57 | -2.78 |
| | | | 10.4490 | 10.9100 | 04/01/08 | 08/25/09 | 112.22 | 114.00 | -1.78 |
| | | | 11.4620 | 10.9100 | 05/01/08 | 08/25/09 | 123.10 | 125.05 | -1.95 |
| | | | 12.0210 | 10.7700 | 06/02/08 | 08/25/09 | 129.10 | 129.47 | -0.37 |
| | | | 11.7600 | 10.6300 | 07/01/08 | 08/25/09 | 126.30 | 125.01 | 1.29 |



Realized Gain/Loss

As of Date: 2/05/10



Account Number: 4388-8287
 Command Account Number: 9077089372
 BRIGHT STAR FOUNDATION

| Long Term DESCRIPTION | Quantity | ADJ PRICE/ ORIG PRICE | DATE ACQUIRED | CLOSE DATE | PROCEEDS | ADJ COST/ ORIG COST | GAIN/LOSS |
|--|----------|--------------------------|------------------|------------|----------|------------------------|-----------|
| <i>Continued</i> | | | | | | | |
| PIMCO TOTAL RETURN INST CL | 9.8050 | 10.6000 | 08/01/08 | 08/25/09 | 105.30 | 103.93 | 1.37 |
| | 11.9800 | 10.1700 | 07/10/07 | 06/29/09 | 125.43 | 121.84 | 3.59 |
| | 136.3610 | 10.1700 | 07/10/07 | 07/02/09 | 1,430.43 | 1,386.78 | 43.65 |
| PRINCIPAL INVST FUNDS HIGH YIELD FD II CLASS A | 0.4080 | 8.7000 | 07/10/07 | 03/27/09 | 2.47 | 3.54 | -1.07 |
| | 15.3030 | 8.3200 | 12/11/07 | 01/29/09 | 95.18 | 127.32 | -32.14 |
| | 6.4270 | 8.3200 | 12/11/07 | 01/29/09 | 39.97 | 53.47 | -13.50 |
| | 10.4100 | 8.3100 | 01/02/08 | 01/29/09 | 64.75 | 86.51 | -21.76 |
| RS INVT TR VALUE FUND | 79.6460 | 30.9600 | 07/10/07 | 08/25/09 | 1,547.52 | 2,465.83 | -918.31 |
| | 173.9190 | 28.2700 | 08/10/07 | 08/25/09 | 3,379.25 | 4,916.69 | -1,537.44 |
| | 2.4690 | 26.1000 | 12/24/07 | 08/25/09 | 47.97 | 64.44 | -16.47 |
| | 26.3370 | 26.1000 | 12/24/07 | 08/25/09 | 511.73 | 687.39 | -175.66 |
| | 19.5850 | 26.1000 | 12/24/07 | 08/25/09 | 380.53 | 511.18 | -130.65 |
| RS VALUE FUND | 12.8070 | 31.0700 | 06/14/07 | 04/29/09 | 203.76 | 397.90 | -194.14 |
| | 18.9620 | 30.9600 | 07/10/07 | 04/29/09 | 301.69 | 587.07 | -285.38 |
| | 5.5660 | 30.9600 | 07/10/07 | 06/29/09 | 94.12 | 172.33 | -78.21 |
| | 27.4080 | 30.9600 | 07/10/07 | 07/02/09 | 449.22 | 848.55 | -399.33 |
| | 3.9450 | 30.9600 | 07/10/07 | 07/29/09 | 70.45 | 122.14 | -51.69 |
| THORNBURG INCOME BLDR CLASS I BUILDER | 87.2970 | 20.1900 | 06/17/08 | 07/02/09 | 1,335.65 | 1,762.51 | -426.86 |
| THORNBURG INVESTMENT INCOME BUILDER CLASS I | 5.6410 | 20.1900 | 06/17/08 | 06/29/09 | 87.09 | 113.90 | -26.81 |

Realized Gain/Loss

As of Date: 2/05/10

Account Number: 4388-8287
 Command Account Number: 9077089372
 BRIGHT STAR FOUNDATION

| Long Term Description | Quantity | Adj Price/ Orig Price | Date Acquired | Close Date | Proceeds | Adj Cost/ Orig Cost | Gain/Loss |
|--|----------|--------------------------|------------------|------------|-----------|------------------------|-----------|
| <i>Continued</i> | | | | | | | |
| THORNBERG INV TR INVNT INCOME BUILDER FD CL I | 1.8160 | 20.1900 | 06/17/08 | 08/25/09 | 30.69 | 36.66 | -5.97 |
| | 701.8270 | 20.0700 | 06/18/08 | 08/25/09 | 11,860.87 | 14,085.66 | -2,224.79 |
| | 1.7010 | 19.3900 | 06/27/08 | 08/25/09 | 28.74 | 32.99 | -4.25 |
| WELLS FARGO ADVANTAGE ENDEAVOR SELECT FUND CL-I | 44.4500 | 11.1600 | 06/14/07 | 01/29/09 | 278.26 | 496.06 | -217.80 |
| WELLS FARGO ENDEAVOR SELECT FUNDCL I | 22.4010 | 11.1600 | 06/14/07 | 06/29/09 | 154.79 | 250.00 | -95.21 |
| | 43.0330 | 11.1600 | 06/14/07 | 07/02/09 | 287.45 | 480.24 | -192.79 |
| | 98.3340 | 11.2200 | 07/10/07 | 07/02/09 | 656.88 | 1,103.31 | -446.43 |
| WELLS FARGO FDS TR ADVANTAGE ENDEAVOR SELECT FD CL I | 55.4730 | 11.2200 | 07/10/07 | 07/29/09 | 402.18 | 622.41 | -220.23 |
| | 337.8140 | 11.2200 | 07/10/07 | 08/25/09 | 2,560.62 | 3,790.27 | -1,229.65 |
| | 502.0970 | 10.9300 | 08/10/07 | 08/25/09 | 3,805.89 | 5,487.92 | -1,682.03 |
| | 17.2860 | 11.7000 | 12/18/07 | 08/25/09 | 131.02 | 202.25 | -71.23 |
| | 2.0630 | 11.5200 | 12/21/07 | 08/25/09 | 15.63 | 23.76 | -8.13 |
| WESTERN ASSET CORE PLUS BOND FD CL-I | 59.2650 | 10.1900 | 07/10/07 | 03/27/09 | 506.72 | 603.91 | -97.19 |
| | 479.2340 | 10.1900 | 07/10/07 | 04/21/09 | 4,111.82 | 4,883.38 | -771.56 |
| | 9.6070 | 10.1100 | 08/01/07 | 04/21/09 | 82.42 | 97.13 | -14.71 |
| | 675.0950 | 10.1500 | 08/10/07 | 04/21/09 | 5,792.32 | 6,852.21 | -1,059.89 |
| | 11.9600 | 10.1600 | 09/04/07 | 04/21/09 | 102.61 | 121.51 | -18.90 |
| | 12.9100 | 10.2600 | 10/03/07 | 04/21/09 | 110.76 | 132.46 | -21.70 |



Realized Gain/Loss

As of Date: 2/05/10



Account Number: 4388-8287
 Command Account Number: 9077089372
 BRIGHT STAR FOUNDATION

| Long Term DESCRIPTION | Quantity | ADJ PRICE/ ORIG PRICE | DATE ACQUIRED | CLOSE DATE | PROCEEDS | ADJ COST/ ORIG COST | GAIN/LOSS |
|--------------------------|----------|--------------------------|------------------|------------|---------------------|------------------------|---------------------|
| | 12.5700 | 10.2700 | 11/01/07 | 04/21/09 | 107.85 | 129.09 | -21.24 |
| | 12.8440 | 10.2400 | 12/03/07 | 04/21/09 | 110.20 | 131.52 | -21.32 |
| | 13.0680 | 10.1900 | 01/02/08 | 04/21/09 | 112.12 | 133.16 | -21.04 |
| | 12.5900 | 10.3200 | 02/01/08 | 04/21/09 | 108.02 | 129.93 | -21.91 |
| | 11.3300 | 10.0800 | 03/03/08 | 04/21/09 | 97.21 | 114.21 | -17.00 |
| | 12.5480 | 9.8900 | 04/01/08 | 04/21/09 | 107.66 | 124.10 | -16.44 |
| Total - Long Term | | | | | \$165,343.90 | \$207,586.42 | -\$42,242.52 |