



See a Social Security Number? Say Something!
Report Privacy Problems to <https://public.resource.org/privacy>
Or call the IRS Identity Theft Hotline at 1-800-908-4490



Form **990-PF**

Department of the Treasury
Internal Revenue Service

Return of Private Foundation
or Section 4947(a)(1) Nonexempt Charitable Trust
Treated as a Private Foundation

Note. The foundation may be able to use a copy of this return to satisfy state reporting requirements

OMB No 1545-0052
2009

For calendar year 2009, or tax year beginning 01-01-2009 , and ending 12-31-2009

G

Check all that apply

☐ Initial return

☐ Initial return of a former public charity

☐ Final return

☐ Amended return

☐ Address change

☐ Name change

Use the IRS label. Otherwise, print or type. See Specific Instructions.	Name of foundation THE BUCHMAN FOUNDATION INC		A Employer identification number 20-3038264		
	Number and street (or P O box number if mail is not delivered to street address) Room/suite 4 LINDER DRIVE		B Telephone number (see page 10 of the instructions) (845) 255-6156		
	City or town, state, and ZIP code NEW PALTZ, NY 12561		C If exemption application is pending, check here <input type="checkbox"/>		
			D 1. Foreign organizations, check here <input type="checkbox"/>		
H Check type of organization <input checked="" type="checkbox"/> Section 501(c)(3) exempt private foundation <input type="checkbox"/> Section 4947(a)(1) nonexempt charitable trust <input type="checkbox"/> Other taxable private foundation			2. Foreign organizations meeting the 85% test, check here and attach computation <input type="checkbox"/>		
I Fair market value of all assets at end of year (from Part II, col. (c), line 16) \$ 975,993		J Accounting method <input checked="" type="checkbox"/> Cash <input type="checkbox"/> Accrual <input type="checkbox"/> Other (specify) (Part I, column (d) must be on cash basis.)		E If private foundation status was terminated under section 507(b)(1)(A), check here <input type="checkbox"/>	
				F If the foundation is in a 60-month termination under section 507(b)(1)(B), check here <input type="checkbox"/>	

Part I Analysis of Revenue and Expenses (The total of amounts in columns (b), (c), and (d) may not necessarily equal the amounts in column (a) (see page 11 of the instructions))		(a) Revenue and expenses per books	(b) Net investment income	(c) Adjusted net income	(d) Disbursements for charitable purposes (cash basis only)
Revenue	1 Contributions, gifts, grants, etc , received (attach schedule)				
	2 Check <input checked="" type="checkbox"/> if the foundation is not required to attach Sch B				
	3 Interest on savings and temporary cash investments	12	12		
	4 Dividends and interest from securities.	27,821	27,821		
	5a Gross rents				
	b Net rental income or (loss) _____				
	6a Net gain or (loss) from sale of assets not on line 10	-129,817			
	b Gross sales price for all assets on line 6a _____ 481,126				
	7 Capital gain net income (from Part IV , line 2)				
	8 Net short-term capital gain				
	9 Income modifications				
	10a Gross sales less returns and allowances				
Operating and Administrative Expenses	b Less Cost of goods sold				
	c Gross profit or (loss) (attach schedule)				
	11 Other income (attach schedule)	750		750	
	12 Total. Add lines 1 through 11	-101,234	27,833	750	
	13 Compensation of officers, directors, trustees, etc	18,000			
	14 Other employee salaries and wages				
	15 Pension plans, employee benefits				
	16a Legal fees (attach schedule)				
	b Accounting fees (attach schedule)	8,625			
	c Other professional fees (attach schedule)				
	17 Interest				
	18 Taxes (attach schedule) (see page 14 of the instructions)	1,222			
	19 Depreciation (attach schedule) and depletion				
	20 Occupancy				
	21 Travel, conferences, and meetings				
	22 Printing and publications				
	23 Other expenses (attach schedule)	4,864			
	24 Total operating and administrative expenses.				
	Add lines 13 through 23	32,711	0		0
	25 Contributions, gifts, grants paid	87,000			87,000
	26 Total expenses and disbursements. Add lines 24 and 25	119,711	0		87,000
	27 Subtract line 26 from line 12				
	a Excess of revenue over expenses and disbursements	-220,945			
	b Net investment income (if negative, enter -0-)		27,833		
	c Adjusted net income (if negative, enter -0-)			750	

Part II Balance Sheets		Attached schedules and amounts in the description column should be for end-of-year amounts only (See instructions)	Beginning of year	End of year	
			(a) Book Value	(b) Book Value	(c) Fair Market Value
Assets	1	Cash—non-interest-bearing	5,925	11,647	11,647
	2	Savings and temporary cash investments			
	3	Accounts receivable ▶ _____ Less allowance for doubtful accounts ▶ _____			
	4	Pledges receivable ▶ _____ Less allowance for doubtful accounts ▶ _____			
	5	Grants receivable			
	6	Receivables due from officers, directors, trustees, and other disqualified persons (attach schedule) (see page 15 of the instructions)			
	7	Other notes and loans receivable (attach schedule) ▶ _____ Less allowance for doubtful accounts ▶ _____			
	8	Inventories for sale or use			
	9	Prepaid expenses and deferred charges			
	10a	Investments—U S and state government obligations (attach schedule)			
	b	Investments—corporate stock (attach schedule)	1,283,672	1,056,032	964,346
	c	Investments—corporate bonds (attach schedule)			
	11	Investments—land, buildings, and equipment basis ▶ _____ Less accumulated depreciation (attach schedule) ▶ _____			
	12	Investments—mortgage loans			
	13	Investments—other (attach schedule)			
	14	Land, buildings, and equipment basis ▶ _____ Less accumulated depreciation (attach schedule) ▶ _____			
15	Other assets (describe ▶ _____)				
16	Total assets (to be completed by all filers—see the instructions Also, see page 1, item I)	1,289,597	1,067,679	975,993	
Liabilities	17	Accounts payable and accrued expenses			
	18	Grants payable			
	19	Deferred revenue			
	20	Loans from officers, directors, trustees, and other disqualified persons			
	21	Mortgages and other notes payable (attach schedule)			
	22	Other liabilities (describe ▶ _____)	973		
	23	Total liabilities (add lines 17 through 22)	973	0	
Net Assets or Fund Balances	Foundations that follow SFAS 117, check here ▶ <input checked="" type="checkbox"/> and complete lines 24 through 26 and lines 30 and 31.				
	24	Unrestricted	1,288,624	1,067,679	
	25	Temporarily restricted			
	26	Permanently restricted			
	Foundations that do not follow SFAS 117, check here ▶ <input type="checkbox"/> and complete lines 27 through 31.				
	27	Capital stock, trust principal, or current funds			
	28	Paid-in or capital surplus, or land, bldg , and equipment fund			
	29	Retained earnings, accumulated income, endowment, or other funds			
	30	Total net assets or fund balances (see page 17 of the instructions)	1,288,624	1,067,679	
	31	Total liabilities and net assets/fund balances (see page 17 of the instructions)	1,289,597	1,067,679	

Part III Analysis of Changes in Net Assets or Fund Balances

1	Total net assets or fund balances at beginning of year—Part II, column (a), line 30 (must agree with end-of-year figure reported on prior year’s return)	1	1,288,624
2	Enter amount from Part I, line 27a	2	-220,945
3	Other increases not included in line 2 (itemize) ▶ _____	3	
4	Add lines 1, 2, and 3	4	1,067,679
5	Decreases not included in line 2 (itemize) ▶ _____	5	
6	Total net assets or fund balances at end of year (line 4 minus line 5)—Part II, column (b), line 30	6	1,067,679

Part IV

Capital Gains and Losses for Tax on Investment Income

(a) List and describe the kind(s) of property sold (e g , real estate, 2-story brick warehouse, or common stock, 200 shs MLC Co)		(b) How acquired P—Purchase D—Donation	(c) Date acquired (mo , day, yr)	(d) Date sold (mo , day, yr)	
1a					
(e) Gross sales price		(f) Depreciation allowed (or allowable)	(g) Cost or other basis plus expense of sale		(h) Gain or (loss) (e) plus (f) minus (g)
a					
b					
c					
d					
e					
Complete only for assets showing gain in column (h) and owned by the foundation on 12/31/69					(i) Gains (Col (h) gain minus col (k), but not less than -0-) or Losses (from col (h))
(i) F M V as of 12/31/69		(j) Adjusted basis as of 12/31/69	(k) Excess of col (i) over col (j), if any		
a					
b					
c					
d					
e					
2	Capital gain net income or (net capital loss) { If gain, also enter in Part I, line 7 If (loss), enter -0- in Part I, line 7 }				2
3	Net short-term capital gain or (loss) as defined in sections 1222(5) and (6) If gain, also enter in Part I, line 8, column (c) (see pages 13 and 17 of the instructions) If (loss), enter -0- in Part I, line 8 }				3

Part V

Qualification Under Section 4940(e) for Reduced Tax on Net Investment Income

(For optional use by domestic private foundations subject to the section 4940(a) tax on net investment income)

If section 4940(d)(2) applies, leave this part blank

Was the foundation liable for the section 4942 tax on the distributable amount of any year in the base period? ☐ Yes ☒ No
If “Yes,” the foundation does not qualify under section 4940(e) Do not complete this part

1 Enter the appropriate amount in each column for each year, see page 18 of the instructions before making any entries					
(a) Base period years Calendar year (or tax year beginning in)	(b) Adjusted qualifying distributions	(c) Net value of noncharitable-use assets	(d) Distribution ratio (col (b) divided by col (c))		
2008	102,150	1,437,952	0 071039		
2007	98,213	1,644,337	0 059728		
2006	93,687	1,523,641	0 061489		
2005		1,431,370			
2004					
2 Total of line 1, column (d).				2	0 192256
3 Average distribution ratio for the 5-year base period—divide the total on line 2 by 5, or by the number of years the foundation has been in existence if less than 5 years				3	0 064085
4 Enter the net value of noncharitable-use assets for 2009 from Part X, line 5.				4	968,153
5 Multiply line 4 by line 3.				5	62,044
6 Enter 1% of net investment income (1% of Part I, line 27b).				6	278
7 Add lines 5 and 6.				7	62,322
8 Enter qualifying distributions from Part XII, line 4.				8	87,000
If line 8 is equal to or greater than line 7, check the box in Part VI, line 1b, and complete that part using a 1% tax rate See the Part VI instructions on page 18					

Part VIExcise Tax Based on Investment Income (Section 4940(a), 4940(b), 4940(e), or 4948—see page 18 of the instructions)

1a		Exempt operating foundations described in section 4940(d)(2), check here <input type="checkbox"/> and enter "N/A" on line 1			
		Date of ruling or determination letter _____ (attach copy of letter if necessary—see instructions)			
b		Domestic foundations that meet the section 4940(e) requirements in Part V, check here <input checked="" type="checkbox"/> and enter 1% of Part I, line 27b		1	278
c		All other domestic foundations enter 2% of line 27b Exempt foreign organizations enter 4% of Part I, line 12, col (b)			
2		Tax under section 511 (domestic section 4947(a)(1) trusts and taxable foundations only Others enter -0-)		2	
3		Add lines 1 and 2.		3	278
4		Subtitle A (income) tax (domestic section 4947(a)(1) trusts and taxable foundations only Others enter -0-)		4	
5		Tax based on investment income. Subtract line 4 from line 3 If zero or less, enter -0-		5	278
6		Credits/Payments			
a		2009 estimated tax payments and 2008 overpayment credited to 2009	6a	3,779	
b		Exempt foreign organizations—tax withheld at source	6b		
c		Tax paid with application for extension of time to file (Form 8868)	6c		
d		Backup withholding erroneously withheld	6d		
7		Total credits and payments Add lines 6a through 6d.		7	3,779
8		Enter any penalty for underpayment of estimated tax Check here <input type="checkbox"/> if Form 2220 is attached		8	
9		Tax due. If the total of lines 5 and 8 is more than line 7, enter amount owed		9	
10		Overpayment. If line 7 is more than the total of lines 5 and 8, enter the amount overpaid.		10	3,501
11		Enter the amount of line 10 to be Credited to 2010 estimated tax <input checked="" type="checkbox"/> 3,501	Refunded <input type="checkbox"/>	11	

Part VII-AStatements Regarding Activities

1a	During the tax year, did the foundation attempt to influence any national, state, or local legislation or did it participate or intervene in any political campaign?		Yes	No
		1a		No
b	Did it spend more than \$100 during the year (either directly or indirectly) for political purposes (see page 19 of the instructions for definition)?			No
	If the answer is "Yes" to 1a or 1b, attach a detailed description of the activities and copies of any materials published or distributed by the foundation in connection with the activities.			
c	Did the foundation file Form 1120-POL for this year?.	1c		No
d	Enter the amount (if any) of tax on political expenditures (section 4955) imposed during the year (1) On the foundation <input checked="" type="checkbox"/> \$ _____ (2) On foundation managers <input checked="" type="checkbox"/> \$ _____			
e	Enter the reimbursement (if any) paid by the foundation during the year for political expenditure tax imposed on foundation managers <input checked="" type="checkbox"/> \$ _____			
2	Has the foundation engaged in any activities that have not previously been reported to the IRS?	2		No
	If "Yes," attach a detailed description of the activities.			
3	Has the foundation made any changes, not previously reported to the IRS, in its governing instrument, articles of incorporation, or bylaws, or other similar instruments? If "Yes," attach a conformed copy of the changes	3		No
4a	Did the foundation have unrelated business gross income of \$1,000 or more during the year?.	4a		No
b	If "Yes," has it filed a tax return on Form 990-T for this year?.	4b		
5	Was there a liquidation, termination, dissolution, or substantial contraction during the year?	5		No
	If "Yes," attach the statement required by General Instruction T.			
6	Are the requirements of section 508(e) (relating to sections 4941 through 4945) satisfied either			
	• By language in the governing instrument, or			
	• By state legislation that effectively amends the governing instrument so that no mandatory directions that conflict with the state law remain in the governing instrument?	6	Yes	
7	Did the foundation have at least \$5,000 in assets at any time during the year? If "Yes," complete Part II, col (c), and Part XV	7	Yes	
8a	Enter the states to which the foundation reports or with which it is registered (see page 19 of the instructions) <input checked="" type="checkbox"/> NY _____			
b	If the answer is "Yes" to line 7, has the foundation furnished a copy of Form 990-PF to the Attorney General (or designate) of each state as required by General Instruction G? If "No," attach explanation .	8b	Yes	
9	Is the foundation claiming status as a private operating foundation within the meaning of section 4942(j)(3) or 4942(j)(5) for calendar year 2009 or the taxable year beginning in 2009 (see instructions for Part XIV on page 27)? If "Yes," complete Part XIV	9		No
10	Did any persons become substantial contributors during the tax year? If "Yes," attach a schedule listing their names and addresses	10		No

Part VII-A

Statements Regarding Activities (continued)

11	At any time during the year, did the foundation, directly or indirectly, own a controlled entity within the meaning of section 512(b)(13)? If "Yes," attach schedule (see page 20 of the instructions).	11		No
12	Did the foundation acquire a direct or indirect interest in any applicable insurance contract before August 17, 2008?	12		No
13	Did the foundation comply with the public inspection requirements for its annual returns and exemption application? Website address N/A	13	Yes	
14	The books are in care of ZOE B ZAK Telephone no (845) 255-6156 Located at 4 LINDER DRIVE NEW PALTZ NY ZIP+4 12561			
15	Section 4947(a)(1) nonexempt charitable trusts filing Form 990-PF in lieu of Form 1041 —Check here and enter the amount of tax-exempt interest received or accrued during the year.			
		15		

Part VII-B

Statements Regarding Activities for Which Form 4720 May Be Required

File Form 4720 if any item is checked in the "Yes" column, unless an exception applies.			Yes	No
1a	During the year did the foundation (either directly or indirectly) (1) Engage in the sale or exchange, or leasing of property with a disqualified person? Yes No (2) Borrow money from, lend money to, or otherwise extend credit to (or accept it from) a disqualified person?. Yes No (3) Furnish goods, services, or facilities to (or accept them from) a disqualified person? Yes No (4) Pay compensation to, or pay or reimburse the expenses of, a disqualified person? Yes No (5) Transfer any income or assets to a disqualified person (or make any of either available for the benefit or use of a disqualified person)?. Yes No (6) Agree to pay money or property to a government official? (Exception. Check "No" if the foundation agreed to make a grant to or to employ the official for a period after termination of government service, if terminating within 90 days). Yes No			
b	If any answer is "Yes" to 1a(1)–(6), did any of the acts fail to qualify under the exceptions described in Regulations section 53.4941(d)-3 or in a current notice regarding disaster assistance (see page 20 of the instructions)?. Organizations relying on a current notice regarding disaster assistance check here.	1b		No
c	Did the foundation engage in a prior year in any of the acts described in 1a, other than excepted acts, that were not corrected before the first day of the tax year beginning in 2009?.	1c		
2	Taxes on failure to distribute income (section 4942) (does not apply for years the foundation was a private operating foundation defined in section 4942(j)(3) or 4942(j)(5))			
a	At the end of tax year 2009, did the foundation have any undistributed income (lines 6d and 6e, Part XIII) for tax year(s) beginning before 2009?. If "Yes," list the years 20____, 20____, 20____, 20____			
b	Are there any years listed in 2a for which the foundation is not applying the provisions of section 4942(a)(2) (relating to incorrect valuation of assets) to the year's undistributed income? (If applying section 4942(a)(2) to all years listed, answer "No" and attach statement—see page 20 of the instructions).	2b		
c	If the provisions of section 4942(a)(2) are being applied to any of the years listed in 2a, list the years here 20____, 20____, 20____, 20____			
3a	Did the foundation hold more than a 2% direct or indirect interest in any business enterprise at any time during the year?. Yes No			
b	If "Yes," did it have excess business holdings in 2009 as a result of (1) any purchase by the foundation or disqualified persons after May 26, 1969, (2) the lapse of the 5-year period (or longer period approved by the Commissioner under section 4943(c)(7)) to dispose of holdings acquired by gift or bequest, or (3) the lapse of the 10-, 15-, or 20-year first phase holding period? (Use Schedule C, Form 4720, to determine if the foundation had excess business holdings in 2009.).	3b		
4a	Did the foundation invest during the year any amount in a manner that would jeopardize its charitable purposes?	4a		No
b	Did the foundation make any investment in a prior year (but after December 31, 1969) that could jeopardize its charitable purpose that had not been removed from jeopardy before the first day of the tax year beginning in 2009?	4b		No

Part VII-B

Statements Regarding Activities for Which Form 4720 May Be Required (continued)

5a	During the year did the foundation pay or incur any amount to			
	(1) Carry on propaganda, or otherwise attempt to influence legislation (section 4945(e))?	<input type="checkbox"/> Yes	<input checked="" type="checkbox"/> No	
	(2) Influence the outcome of any specific public election (see section 4955), or to carry on, directly or indirectly, any voter registration drive?	<input type="checkbox"/> Yes	<input checked="" type="checkbox"/> No	
	(3) Provide a grant to an individual for travel, study, or other similar purposes?	<input type="checkbox"/> Yes	<input checked="" type="checkbox"/> No	
	(4) Provide a grant to an organization other than a charitable, etc , organization described in section 509(a)(1), (2), or (3), or section 4940(d)(2)? (see page 22 of the instructions).	<input type="checkbox"/> Yes	<input checked="" type="checkbox"/> No	
	(5) Provide for any purpose other than religious, charitable, scientific, literary, or educational purposes, or for the prevention of cruelty to children or animals?	<input type="checkbox"/> Yes	<input checked="" type="checkbox"/> No	
b	If any answer is "Yes" to 5a(1)–(5), did any of the transactions fail to qualify under the exceptions described in Regulations section 53.4945 or in a current notice regarding disaster assistance (see page 22 of the instructions)? Organizations relying on a current notice regarding disaster assistance check here.	5b		
c	If the answer is "Yes" to question 5a(4), does the foundation claim exemption from the tax because it maintained expenditure responsibility for the grant? <i>If "Yes," attach the statement required by Regulations section 53.4945–5(d).</i>	<input type="checkbox"/> Yes	<input type="checkbox"/> No	
6a	Did the foundation, during the year, receive any funds, directly or indirectly, to pay premiums on a personal benefit contract?	<input type="checkbox"/> Yes	<input checked="" type="checkbox"/> No	
b	Did the foundation, during the year, pay premiums, directly or indirectly, on a personal benefit contract? <i>If "Yes" to 6b, file Form 8870.</i>	6b		
				No
7a	At any time during the tax year, was the foundation a party to a prohibited tax shelter transaction?	<input type="checkbox"/> Yes	<input type="checkbox"/> No	
b	If yes, did the foundation receive any proceeds or have any net income attributable to the transaction?	7b		

Part VIII

Information About Officers, Directors, Trustees, Foundation Managers, Highly Paid Employees, and Contractors

1 List all officers, directors, trustees, foundation managers and their compensation (see page 22 of the instructions).				
(a) Name and address	(b) Title, and average hours per week devoted to position	(c) Compensation (If not paid, enter -0-)	(d) Contributions to employee benefit plans and deferred compensation	(e) Expense account, other allowances
MICHAEL STOLLER	SECRETARY	6,000	0	0
4 LINDER DRIVE NEW PALTZ,NY 12561	2 00			
PAUL GOTTLIEB	TREASURER	6,000	0	0
C/O SNOW BECKER NEW YORK,NY 10158	1 00			
ZOE B ZAK	PRESIDENT	6,000	0	0
4 LINDER DRIVE NEW PALTZ,NY 12561	8 00			
2 Compensation of five highest-paid employees (other than those included on line 1—see page 23 of the instructions). If none, enter "NONE."				
(a) Name and address of each employee paid more than \$50,000	(b) Title, and average hours per week devoted to position	(c) Compensation	(d) Contributions to employee benefit plans and deferred compensation	(e) Expense account, other allowances
NONE				
Total number of other employees paid over \$50,000.				

Part VIII

Information About Officers, Directors, Trustees, Foundation Managers, Highly Paid Employees, and Contractors (continued)

3 Five highest-paid independent contractors for professional services (see page 23 of the instructions). If none, enter "NONE".		
(a) Name and address of each person paid more than \$50,000	(b) Type of service	(c) Compensation
NONE		
Total number of others receiving over \$50,000 for professional services.		

Part IX-A

Summary of Direct Charitable Activities

List the foundation's four largest direct charitable activities during the tax year. Include relevant statistical information such as the number of organizations and other beneficiaries served, conferences convened, research papers produced, etc	Expenses
1	
2	
3	
4	

Part IX-B

Summary of Program-Related Investments (see page 23 of the instructions)

Describe the two largest program-related investments made by the foundation during the tax year on lines 1 and 2	Amount
1 N/A	
2	
All other program-related investments. See page 24 of the instructions	
3	
Total. Add lines 1 through 3.	

Part X

Minimum Investment Return (All domestic foundations must complete this part. Foreign foundations, see page 24 of the instructions.)

1	Fair market value of assets not used (or held for use) directly in carrying out charitable, etc , purposes		
a	Average monthly fair market value of securities.	1a	978,393
b	Average of monthly cash balances.	1b	4,503
c	Fair market value of all other assets (see page 24 of the instructions).	1c	0
d	Total (add lines 1a, b, and c).	1d	982,896
e	Reduction claimed for blockage or other factors reported on lines 1a and 1c (attach detailed explanation).	1e	
2	Acquisition indebtedness applicable to line 1 assets.	2	
3	Subtract line 2 from line 1d.	3	982,896
4	Cash deemed held for charitable activities Enter 1 1/2% of line 3 (for greater amount, see page 25 of the instructions).	4	14,743
5	Net value of noncharitable-use assets. Subtract line 4 from line 3 Enter here and on Part V, line 4	5	968,153
6	Minimum investment return. Enter 5% of line 5.	6	48,408

Part XI

Distributable Amount (see page 25 of the instructions) (Section 4942(j)(3) and (j)(5) private operating foundations and certain foreign organizations check here ☒ and do not complete this part.)

1	Minimum investment return from Part X, line 6.	1	48,408
2a	Tax on investment income for 2009 from Part VI, line 5.	2a	278
b	Income tax for 2009 (This does not include the tax from Part VI).	2b	
c	Add lines 2a and 2b.	2c	278
3	Distributable amount before adjustments Subtract line 2c from line 1.	3	48,130
4	Recoveries of amounts treated as qualifying distributions.	4	
5	Add lines 3 and 4.	5	48,130
6	Deduction from distributable amount (see page 25 of the instructions).	6	
7	Distributable amount as adjusted Subtract line 6 from line 5 Enter here and on Part XIII, line 1.	7	48,130

Part XII

Qualifying Distributions (see page 25 of the instructions)

1	Amounts paid (including administrative expenses) to accomplish charitable, etc , purposes		
a	Expenses, contributions, gifts, etc —total from Part I, column (d), line 26.	1a	87,000
b	Program-related investments—total from Part IX-B.	1b	
2	Amounts paid to acquire assets used (or held for use) directly in carrying out charitable, etc , purposes.	2	
3	Amounts set aside for specific charitable projects that satisfy the		
a	Suitability test (prior IRS approval required).	3a	
b	Cash distribution test (attach the required schedule).	3b	
4	Qualifying distributions. Add lines 1a through 3b Enter here and on Part V, line 8, and Part XIII, line 4	4	87,000
5	Foundations that qualify under section 4940(e) for the reduced rate of tax on net investment income Enter 1% of Part I, line 27b (see page 26 of the instructions).	5	278
6	Adjusted qualifying distributions. Subtract line 5 from line 4.	6	86,722
Note: The amount on line 6 will be used in Part V, column (b), in subsequent years when calculating whether the foundation qualifies for the section 4940(e) reduction of tax in those years			

Part XIII

Undistributed Income (see page 26 of the instructions)

		(a) Corpus	(b) Years prior to 2008	(c) 2008	(d) 2009
1	Distributable amount for 2009 from Part XI, line 7				48,130
2	Undistributed income, if any, as of the end of 2008				
a	Enter amount for 2008 only.				
b	Total for prior years 20____, 20____, 20____				
3	Excess distributions carryover, if any, to 2009				
a	From 2004.				
b	From 2005.				1,180
c	From 2006.				19,809
d	From 2007.				18,318
e	From 2008.				30,714
f	Total of lines 3a through e.	70,021			
4	Qualifying distributions for 2009 from Part XII, line 4 ▶ \$ 87,000				
a	Applied to 2008, but not more than line 2a				
b	Applied to undistributed income of prior years (Election required—see page 26 of the instructions)				
c	Treated as distributions out of corpus (Election required—see page 26 of the instructions). . .				
d	Applied to 2009 distributable amount.				48,130
e	Remaining amount distributed out of corpus	38,870			
5	Excess distributions carryover applied to 2009 (If an amount appears in column (d), the same amount must be shown in column (a).)				
6	Enter the net total of each column as indicated below:				
a	Corpus Add lines 3f, 4c, and 4e Subtract line 5	108,891			
b	Prior years' undistributed income Subtract line 4b from line 2b.				
c	Enter the amount of prior years' undistributed income for which a notice of deficiency has been issued, or on which the section 4942(a) tax has been previously assessed.				
d	Subtract line 6c from line 6b Taxable amount—see page 27 of the instructions . . .				
e	Undistributed income for 2008 Subtract line 4a from line 2a Taxable amount—see page 27 of the instructions				
f	Undistributed income for 2009 Subtract lines 4d and 5 from line 1 This amount must be distributed in 2010				0
7	Amounts treated as distributions out of corpus to satisfy requirements imposed by section 170(b)(1)(F) or 4942(g)(3) (see page 27 of the instructions)				
8	Excess distributions carryover from 2004 not applied on line 5 or line 7 (see page 27 of the instructions)				
9	Excess distributions carryover to 2010. Subtract lines 7 and 8 from line 6a	108,891			
10	Analysis of line 9				
a	Excess from 2005.				1,180
b	Excess from 2006.				19,809
c	Excess from 2007.				18,318
d	Excess from 2008.				30,714
e	Excess from 2009.				38,870

Part XIV

Private Operating Foundations (see page 27 of the instructions and Part VII-A, question 9)

1a

If the foundation has received a ruling or determination letter that it is a private operating foundation, and the ruling is effective for 2009, enter the date of the ruling.

b

Check box to indicate whether the organization is a private operating foundation described in section 4942(j)(3) or 4942(j)(5)

☐ 4942(j)(3) or ☐ 4942(j)(5)

2a	Enter the lesser of the adjusted net income from Part I or the minimum investment return from Part X for each year listed.	Tax year	Prior 3 years			(e) Total
		(a) 2009	(b) 2008	(c) 2007	(d) 2006	
b	85% of line 2a					
c	Qualifying distributions from Part XII, line 4 for each year listed.					
d	Amounts included in line 2c not used directly for active conduct of exempt activities.					
e	Qualifying distributions made directly for active conduct of exempt activities. Subtract line 2d from line 2c.					
3	Complete 3a, b, or c for the alternative test relied upon.					
a	"Assets" alternative test—enter					
	(1) Value of all assets.					
	(2) Value of assets qualifying under section 4942(j)(3)(B)(i).					
b	"Endowment" alternative test— enter 2/3 of minimum investment return shown in Part X, line 6 for each year listed.					
c	"Support" alternative test—enter					
	(1) Total support other than gross investment income (interest, dividends, rents, payments on securities loans (section 512(a)(5)), or royalties).					
	(2) Support from general public and 5 or more exempt organizations as provided in section 4942(j)(3)(B)(iii).					
	(3) Largest amount of support from an exempt organization.					
	(4) Gross investment income.					

Part XV

Supplementary Information (Complete this part only if the organization had \$5,000 or more in assets at any time during the year—see page 27 of the instructions.)

1

Information Regarding Foundation Managers:

a

List any managers of the foundation who have contributed more than 2% of the total contributions received by the foundation before the close of any tax year (but only if they have contributed more than \$5,000) (See section 507(d)(2))

b

List any managers of the foundation who own 10% or more of the stock of a corporation (or an equally large portion of the ownership of a partnership or other entity) of which the foundation has a 10% or greater interest

2

Information Regarding Contribution, Grant, Gift, Loan, Scholarship, etc., Programs:

Check here ☐ if the foundation only makes contributions to preselected charitable organizations and does not accept unsolicited requests for funds. If the foundation makes gifts, grants, etc. (see page 28 of the instructions) to individuals or organizations under other conditions, complete items 2a, b, c, and d.

a

The name, address, and telephone number of the person to whom applications should be addressed

ZOE B ZAK THE BUCHMAN FOUNDATION
4 LINDER DRIVE
NEW PALTZ, NY 12561
(845) 255-6156

b

The form in which applications should be submitted and information and materials they should include

THERE IS NO PREDESIGNATED APPLICATION FORM OR REQUIRED FORMAT

c

Any submission deadlines

APPLICATIONS ARE ACCEPTED AT ANY TIME

d

Any restrictions or limitations on awards, such as by geographical areas, charitable fields, kinds of institutions, or other factors

THE PROSPECTIVE GRANT RECIPIENT IS REQUIRED TO BE A 501C(3) CHARITABLE ORGANIZATION. THE BOARD MEMBERS INDIVIDUALLY RESEARCH ORGANZIATIONS THROUGHOUT THE YEAR AND THEN MEET ANNUALLY TO DISCUSS WHICH ORGANIZATIONS WILL RECEIVE DISTRIBUTIONS FROM THE FOUNDATION.

Part XV

Supplementary Information (continued)

3 Grants and Contributions Paid During the Year or Approved for Future Payment

Recipient	If recipient is an individual, show any relationship to any foundation manager or substantial contributor	Foundation status of recipient	Purpose of grant or contribution	Amount
Name and address (home or business)				
a Paid during the year See Additional Data Table				
Total			3a	87,000
b Approved for future payment				
Total			3b	

Enter gross amounts unless otherwise indicated	Unrelated business income		Excluded by section 512, 513, or 514		(e) Related or exempt function income (See page 28 of the instructions)
	(a) Business code	(b) Amount	(c) Exclusion code	(d) Amount	
1 Program service revenue					
a _____					
b _____					
c _____					
d _____					
e _____					
f _____					
g Fees and contracts from government agencies					
2 Membership dues and assessments.					
3 Interest on savings and temporary cash investments			14	12	
4 Dividends and interest from securities.			14	27,821	
5 Net rental income or (loss) from real estate					
a Debt-financed property.					
b Not debt-financed property.					
6 Net rental income or (loss) from personal property					
7 Other investment income.					
8 Gain or (loss) from sales of assets other than inventory					-129,817
9 Net income or (loss) from special events					
10 Gross profit or (loss) from sales of inventory. .					
11 Other revenue a MISCELLANEOUS INCOME					750
b _____					
c _____					
d _____					
e _____					
12 Subtotal. Add columns (b), (d), and (e). .				27,833	-129,067
13 Total. Add line 12, columns (b), (d), and (e).					-101,234

[illegible]

1 Did the organization directly or indirectly engage in any of the following with any other organization described in section 501(c) of the Code (other than section 501(c)(3) organizations) or in section 527, relating to political organizations?		Yes	No
a Transfers from the reporting foundation to a noncharitable exempt organization of			
(1) Cash.	1a(1)		No
(2) Other assets.	1a(2)		No
b Other transactions			
(1) Sales of assets to a noncharitable exempt organization.	1b(1)		No
(2) Purchases of assets from a noncharitable exempt organization.	1b(2)		No
(3) Rental of facilities, equipment, or other assets.	1b(3)		No
(4) Reimbursement arrangements.	1b(4)		No
(5) Loans or loan guarantees.	1b(5)		No
(6) Performance of services or membership or fundraising solicitations.	1b(6)		No
c Sharing of facilities, equipment, mailing lists, other assets, or paid employees.	1c		No
d If the answer to any of the above is "Yes," complete the following schedule. Column (b) should always show the fair market value of the goods, other assets, or services given by the reporting foundation. If the foundation received less than fair market value in any transaction or sharing arrangement, show in column (d) the value of the goods, other assets, or services received			




[illegible]

2a Is the foundation directly or indirectly affiliated with, or related to, one or more tax-exempt organizations described in section 501(c) of the Code (other than section 501(c)(3)) or in section 527? ☐ Yes ☒ No

b If "Yes," complete the following schedule

(a) Name of organization	(b) Type of organization	(c) Description of relationship

Sign Here

Under penalties of perjury, I declare that I have examined this return, including accompanying schedules and statements, and to the best of my knowledge and belief, it is true, correct, and complete Declaration of preparer (other than taxpayer or fiduciary) is based on all information of which preparer has any knowledge				
*****		2010-08-10	*****	
Signature of officer or trustee		Date	Title	
Paid Preparer's Use Only	Preparer's Signature  AMY SIVULICH	Date 2010-08-11	Check if self-employed 	Preparer's identifying number (see Signature on page 30 of the instructions)
	Firm's name (or yours if self-employed), address, and ZIP code SCHAIN & COMPANY CPA'S 70 NORTH PUTT CORNERS ROAD NEW PALTZ, NY 12561		EIN 	
			Phone no (845) 255-5888	

Additional Data

Software ID: 09000034
Software Version: 09530951
EIN: 20-3038264
Name: THE BUCHMAN FOUNDATION INC

Form 990PF Part XV Line 3 - Grants and Contributions Paid During the Year or Approved for Future Payment

Recipient	If recipient is an individual, show any relationship to any foundation manager or substantial contributor	Foundation status of recipient	Purpose of grant or contribution	Amount
Name and address (home or business)				
a <i>Paid during the year</i>				
WOODSTOCK JEWISH CONGREGA 1682 GLASCO TURNPIKE WOODSTOCK,NY 12498	NONE	PUBLIC	BUILDING IMPROVEMENT	16,000
SARATOGA PERFARTS CENTER108 AVENUES OF THE PINES SARATOGA SPRINGS,NY 12866	NONE	PUBLIC	SUPPORT GOOD WORK OF CHARITY	10,000
ALBANY INSTITUTE OF HISTO125 WASHINGTON AVENUE ALBANY,NY 12210	NONE	PUBLIC	HUDSON RIVER PANORAMA EXIT	10,000
THE SAGE COLLEGES45 FERRY STREET TROY,NY 12180	NONE	PUBLIC	THE SCHACT FAMILY ARTS CENTER	10,000
RAVELSBEARD WILDLIF75 TURKEY POINT SAUGERTIES,NY 12477	NONE	PUBLIC	STAND ALONE HEATED REHAB FACILITY	5,000
JEWISH FAMILY SERVICE OF159 GREEN STREET KINGSTON,NY 12401	NONE	PUBLIC	SUPPORT GOOD WORKS OF CHARITY	5,000
THE CHELSEA JEWISH NSH FO17 LAFAYETTE AVENUE CHELSEA,MA 02150	NONE	PUBLIC	LEONARD FLORENCE CTR FOR LIVING	5,000
STAYING IN PLACE2323 GLASCO TURNPIKE WOODSTOCK,NY 12498	NONE	PUBLIC	SUPPORT FOR GOOD WORKS OF CHARITY	5,000
JEWISH FEDERATION OF ULST159 GREEN STREET KINGSTON,NY 12401	NONE	PUBLIC	REHER BAKERY BUILDING	6,000
COLLEGE OF SAINT ROSE432 WESTERN AVE ALBANY,NY 12203	NONE	PUBLIC	SUPPORT GOOD WORK CHARITY	10,000
WOODSTOCK AREA MEALS ON W16 TINKER STREET WOODSTOCK,NY 12498	NONE	PUBLIC	SUPPORT GOOD WORK CHARITY	5,000
Total ▶ 3a				87,000

TY 2009 Accounting Fees Schedule

Name: THE BUCHMAN FOUNDATION INC

EIN: 20-3038264

Category	Amount	Net Investment Income	Adjusted Net Income	Disbursements for Charitable Purposes
PROFESSIONAL FEES	8,625			

Note: To capture the full content of this document, please select landscape mode (11" x 8.5") when printing.

TY 2009 Gain/Loss from Sale of Other Assets Schedule

Name: THE BUCHMAN FOUNDATION INC
EIN: 20-3038264

Name	Date Acquired	How Acquired	Date Sold	Purchaser Name	Gross Sales Price	Basis	Basis Method	Sales Expenses	Total (net)	Accumulated Depreciation
ABBOTT LABORATORIES	2008-05	PURCHASE	2009-05		871	1,097			-226	
ABBOTT LABORATORIES	2008-05	PURCHASE	2009-04		864	1,097			-233	
ABBOTT LABORATORIES	2007-12	PURCHASE	2009-04		216	293			-77	
ABBOTT LABORATORIES	2007-12	PURCHASE	2009-04		850	1,172			-322	
ABBOTT LABORATORIES	2007-11	PURCHASE	2009-04		871	1,092			-221	
ABBOTT LABORATORIES	2007-11	PURCHASE	2009-02		282	273			9	
ABBOTT LABORATORIES	2007-06	PURCHASE	2009-02		564	535			29	
ACE LTD	2009-04	PURCHASE	2009-12		1,014	887			127	
ACE LTD	2009-02	PURCHASE	2009-12		101	88			13	
ACE LTD	2009-02	PURCHASE	2009-12		1,133	1,010			123	
ACTIVISION BLIZZARD INC	2008-11	PURCHASE	2009-02		1,000	994			6	
ACTIVISION BLIZZARD INC	2008-10	PURCHASE	2009-02		667	924			-257	
AETNA INC	2009-09	PURCHASE	2009-12		642	602			40	
AETNA INC	2009-09	PURCHASE	2009-11		735	752			-17	
AFLAC INC	2009-01	PURCHASE	2009-02		370	675			-305	
AIR PRODUCTS & CHEMICALS INC	2007-11	PURCHASE	2009-12		818	966			-148	
ALCON INC	2006-07	PURCHASE	2009-12		1,654	930			724	
ALCON INC	2006-07	PURCHASE	2009-05		674	651			23	
ALCON INC	2005-08	PURCHASE	2009-05		481	570			-89	
ALCON INC	2005-08	PURCHASE	2009-01		1,829	2,509			-680	
ALLIANCEBERNSTEIN GLOBAL REAL ESTATE	2005-01	PURCHASE	2009-12		13,050	21,181			-8,131	
ALLSTATE CORP	2009-02	PURCHASE	2009-12		286	222			64	
ALLSTATE CORP	2009-02	PURCHASE	2009-12		857	667			190	
ALLSTATE CORP	2009-01	PURCHASE	2009-12		571	562			9	
ALLSTATE CORP	2007-12	PURCHASE	2009-12		714	1,316			-602	
ALLSTATE CORP	2007-12	PURCHASE	2009-08		1,312	2,369			-1,057	
ALLSTATE CORP	2007-12	PURCHASE	2009-05		1,066	2,369			-1,303	
ALTERA CORPORATION	2009-07	PURCHASE	2009-11		1,204	1,135			69	
ALTRIA GROUP INC	2009-07	PURCHASE	2009-09		722	654			68	
ALTRIA GROUP INC	2008-09	PURCHASE	2009-09		451	523			-72	

Name	Date Acquired	How Acquired	Date Sold	Purchaser Name	Gross Sales Price	Basis	Basis Method	Sales Expenses	Total (net)	Accumulated Depreciation
ALTRIA GROUP INC	2008-09	PURCHASE	2009-09		1,804	2,113			-309	
ALTRIA GROUP INC	2008-01	PURCHASE	2009-09		216	273			-57	
ALTRIA GROUP INC	2007-08	PURCHASE	2009-09		451	520			-69	
ALTRIA GROUP INC	2007-06	PURCHASE	2009-09		685	833			-148	
ALTRIA GROUP INC	2007-06	PURCHASE	2009-05		33	44			-11	
ALTRIA GROUP INC	2006-10	PURCHASE	2009-05		114	127			-13	
ALTRIA GROUP INC	2006-10	PURCHASE	2009-05		130	145			-15	
ALTRIA GROUP INC	2006-10	PURCHASE	2009-05		244	267			-23	
ALTRIA GROUP INC	2006-06	PURCHASE	2009-05		896	915			-19	
ALTRIA GROUP INC	2005-01	PURCHASE	2009-05		212	192			20	
AMAZON COM INC	2009-05	PURCHASE	2009-12		953	532			421	
AMAZON COM INC	2009-05	PURCHASE	2009-12		1,107	608			499	
AMERICAN INTERNATIONAL GROUP	2008-05	PURCHASE	2009-03		8	950			-942	
AMERICAN INTERNATIONAL GROUP	2008-04	PURCHASE	2009-03		8	1,140			-1,132	
AMERICAN INTERNATIONAL GROUP	2008-02	PURCHASE	2009-03		8	1,144			-1,136	
AMERICAN INTERNATIONAL GROUP	2008-02	PURCHASE	2009-03		8	1,289			-1,281	
AMERICAN INTERNATIONAL GROUP	2006-10	PURCHASE	2009-03		12	2,327			-2,315	
AMERICAN INTERNATIONAL GROUP	2006-09	PURCHASE	2009-03		8	1,642			-1,634	
AMERICAN INTERNATIONAL GROUP	2006-06	PURCHASE	2009-03		22	3,886			-3,864	
AMERICAN INTERNATIONAL GROUP	2006-05	PURCHASE	2009-03		34	6,100			-6,066	
AMGEN INC	2009-04	PURCHASE	2009-07		578	486			92	
AMGEN INC	2009-03	PURCHASE	2009-07		578	502			76	
AMGEN INC	2008-07	PURCHASE	2009-06		1,854	1,753			101	
APACHE CORP	2009-04	PURCHASE	2009-10		608	376			232	
APACHE CORP	2009-04	PURCHASE	2009-10		1,071	689			382	
APACHE CORP	2009-02	PURCHASE	2009-09		744	602			142	
APACHE CORP	2009-01	PURCHASE	2009-08		786	663			123	
APACHE CORP	2008-09	PURCHASE	2009-11		976	1,105			-129	
APACHE CORP	2008-08	PURCHASE	2009-11		1,756	1,998			-242	
APACHE CORP	2008-08	PURCHASE	2009-09		186	222			-36	

Name	Date Acquired	How Acquired	Date Sold	Purchaser Name	Gross Sales Price	Basis	Basis Method	Sales Expenses	Total (net)	Accumulated Depreciation
APACHE CORP	2008-07	PURCHASE	2009-09		372	438			-66	
APACHE CORP	2008-10	PURCHASE	2009-07		758	663			95	
APACHE CORP	2008-07	PURCHASE	2009-07		455	656			-201	
APACHE CORP	2008-07	PURCHASE	2009-01		751	1,078			-327	
APACHE CORP	2008-07	PURCHASE	2009-01		667	1,080			-413	
APACHE CORP	2008-07	PURCHASE	2009-01		1,084	1,816			-732	
APPLE INC	2006-06	PURCHASE	2009-12		3,816	1,059			2,757	
APPLE INC	2006-06	PURCHASE	2009-09		1,275	412			863	
APPLE INC	2006-06	PURCHASE	2009-09		871	294			577	
APPLE INC	2005-08	PURCHASE	2009-03		885	431			454	
APPLE INC	2005-08	PURCHASE	2009-01		1,823	949			874	
APPLE INC	2005-08	PURCHASE	2009-01		1,130	518			612	
ARCELOMITTAL-NY REGISTERED	2009-08	PURCHASE	2009-12		663	568			95	
ARCELOMITTAL-NY REGISTERED	2009-05	PURCHASE	2009-12		1,104	823			281	
ARCHER-DANIELS-MIDLAND CO	2009-01	PURCHASE	2009-07		1,970	1,636			334	
ASHLAND INC	2008-04	PURCHASE	2009-02		324	1,932			-1,608	
AT&T INC	2007-10	PURCHASE	2009-12		4,238	6,217			-1,979	
AT&T INC	2007-10	PURCHASE	2009-01		685	1,036			-351	
AT&T INC	2007-09	PURCHASE	2009-01		2,742	4,040			-1,298	
AUTOLIV INC	2009-03	PURCHASE	2009-07		972	413			559	
AUTOLIV INC	2007-03	PURCHASE	2009-07		162	290			-128	
AUTOLIV INC	2007-03	PURCHASE	2009-05		612	1,448			-836	
BANK OF AMERICA CORP	2008-02	PURCHASE	2009-03		583	3,207			-2,624	
BANK OF AMERICA CORP	2007-12	PURCHASE	2009-03		194	1,051			-857	
BANK OF AMERICA CORP	2007-07	PURCHASE	2009-03		155	978			-823	
BANK OF AMERICA CORP	2007-07	PURCHASE	2009-03		29	244			-215	
BANK OF AMERICA CORP	2007-04	PURCHASE	2009-03		265	2,283			-2,018	
BANK OF AMERICA CORP	2007-04	PURCHASE	2009-03		29	254			-225	
BANK OF AMERICA CORP	2007-03	PURCHASE	2009-03		271	2,347			-2,076	
BANK OF AMERICA CORP	2005-08	PURCHASE	2009-03		465	3,457			-2,992	

Name	Date Acquired	How Acquired	Date Sold	Purchaser Name	Gross Sales Price	Basis	Basis Method	Sales Expenses	Total (net)	Accumulated Depreciation
BAXTER INTERNATIONAL INC	2008-10	PURCHASE	2009-09		1,679	1,775			-96	
BAXTER INTERNATIONAL INC	2008-10	PURCHASE	2009-09		56	62			-6	
BAXTER INTERNATIONAL INC	2008-10	PURCHASE	2009-05		712	868			-156	
BECTON DICKINSON & CO	2008-09	PURCHASE	2009-05		851	1,135			-284	
BECTON DICKINSON & CO	2008-09	PURCHASE	2009-05		366	486			-120	
BECTON DICKINSON & CO	2008-07	PURCHASE	2009-05		916	1,284			-368	
BECTON DICKINSON & CO	2008-07	PURCHASE	2009-01		703	856			-153	
BERNSTEIN EMERGING MARKETS PORTFOLIO	2005-12	PURCHASE	2009-12		629	755			-126	
BERNSTEIN EMERGING MARKETS PORTFOLIO	2005-08	PURCHASE	2009-12		10,771	15,453			-4,682	
BERNSTEIN EMERGING MARKETS PORTFOLIO	2005-08	PURCHASE	2009-09		5,600	8,819			-3,219	
BERNSTEIN EMERGING MARKETS PORTFOLIO	2005-08	PURCHASE	2009-09			23			-23	
BERNSTEIN INTERNATIONAL PORTFOLIO	2005-08	PURCHASE	2009-12		13,350	19,427			-6,077	
BERNSTEIN INTERNATIONAL PORTFOLIO	2005-08	PURCHASE	2009-09		13,500	20,055			-6,555	
BLACK & DECKER CORP	2009-09	PURCHASE	2009-12		1,616	1,243			373	
BLACK & DECKER CORP	2006-11	PURCHASE	2009-01		587	1,259			-672	
BLACK & DECKER CORP	2006-11	PURCHASE	2009-01		978	2,122			-1,144	
BP PLC-SPONS ADR	2008-01	PURCHASE	2009-10		1,313	1,579			-266	
BP PLC-SPONS ADR	2007-10	PURCHASE	2009-10		1,051	1,531			-480	
BP PLC-SPONS ADR	2007-10	PURCHASE	2009-01		852	1,531			-679	
BP PLC-SPONS ADR	2007-10	PURCHASE	2009-01		1,065	1,913			-848	
BP PLC-SPONS ADR	2006-12	PURCHASE	2009-01		852	1,363			-511	
BRISTOL-MYERS SQUIBB CO	2008-12	PURCHASE	2009-05		2,145	2,075			70	
BUNGE LTD	2009-01	PURCHASE	2009-04		626	453			173	
BUNGE LTD	2008-12	PURCHASE	2009-04		171	104			67	
BUNGE LTD	2008-12	PURCHASE	2009-04		560	345			215	
BUNGE LTD	2008-12	PURCHASE	2009-04		112	69			43	
BUNGE LTD	2008-11	PURCHASE	2009-04		1,681	1,301			380	
CAPITAL ONE FINANCIAL CORP	2009-01	PURCHASE	2009-10		1,332	824			508	
CAPITAL ONE FINANCIAL CORP	2009-01	PURCHASE	2009-09		1,718	1,059			659	
CAPITAL ONE FINANCIAL CORP	2009-01	PURCHASE	2009-07		667	588			79	

Name	Date Acquired	How Acquired	Date Sold	Purchaser Name	Gross Sales Price	Basis	Basis Method	Sales Expenses	Total (net)	Accumulated Depreciation
CARDINAL HEALTH INC	2008-11	PURCHASE	2009-08		864	988			-124	
CARDINAL HEALTH INC	2008-06	PURCHASE	2009-08		1,037	1,671			-634	
CARDINAL HEALTH INC	2008-04	PURCHASE	2009-08		346	516			-170	
CARDINAL HEALTH INC	2008-04	PURCHASE	2009-08		1,993	3,098			-1,105	
CATERPILLAR INC	2009-07	PURCHASE	2009-12		1,264	942			322	
CATERPILLAR INC	2009-07	PURCHASE	2009-12		730	556			174	
CATERPILLAR INC	2009-07	PURCHASE	2009-10		1,051	856			195	
CATERPILLAR INC	2009-06	PURCHASE	2009-10		788	549			239	
CATERPILLAR INC	2009-06	PURCHASE	2009-09		794	549			245	
CATERPILLAR INC	2008-02	PURCHASE	2009-03		455	1,373			-918	
CATERPILLAR INC	2008-01	PURCHASE	2009-03		68	201			-133	
CBS CORP-CLASS B	2006-04	PURCHASE	2009-11		1,201	2,269			-1,068	
CBS CORP-CLASS B	2006-04	PURCHASE	2009-10		548	1,008			-460	
CELGENE CORP	2007-11	PURCHASE	2009-12		560	625			-65	
CELGENE CORP	2007-07	PURCHASE	2009-12		560	580			-20	
CELGENE CORP	2007-07	PURCHASE	2009-11		1,263	1,450			-187	
CELGENE CORP	2007-06	PURCHASE	2009-07		1,417	1,472			-55	
CHEVRON CORP	2009-04	PURCHASE	2009-12		774	666			108	
CHEVRON CORP	2009-03	PURCHASE	2009-12		851	767			84	
CHEVRON CORP	2007-06	PURCHASE	2009-12		310	338			-28	
CHEVRON CORP	2007-06	PURCHASE	2009-12		781	844			-63	
CHEVRON CORP	2007-06	PURCHASE	2009-08		762	929			-167	
CHEVRON CORP	2007-03	PURCHASE	2009-08		1,039	1,117			-78	
CHEVRON CORP	2006-07	PURCHASE	2009-08		277	264			13	
CHEVRON CORP	2006-07	PURCHASE	2009-07		708	725			-17	
CHEVRON CORP	2006-07	PURCHASE	2009-07		1,287	1,325			-38	
CHEVRON CORP	2005-08	PURCHASE	2009-07		901	844			57	
CHEVRON CORP	2005-08	PURCHASE	2009-06		1,346	1,146			200	
CHEVRON CORP	2005-08	PURCHASE	2009-06		71	60			11	
CISCO SYSTEMS INC	2007-10	PURCHASE	2009-12		722	977			-255	

Name	Date Acquired	How Acquired	Date Sold	Purchaser Name	Gross Sales Price	Basis	Basis Method	Sales Expenses	Total (net)	Accumulated Depreciation
CISCO SYSTEMS INC	2007-01	PURCHASE	2009-12		962	1,095			-133	
CISCO SYSTEMS INC	2007-01	PURCHASE	2009-11		236	274			-38	
CISCO SYSTEMS INC	2006-12	PURCHASE	2009-11		589	677			-88	
CISCO SYSTEMS INC	2006-12	PURCHASE	2009-08		1,676	2,031			-355	
CISCO SYSTEMS INC	2006-12	PURCHASE	2009-08		223	271			-48	
CISCO SYSTEMS INC	2006-12	PURCHASE	2009-06		1,046	1,489			-443	
CISCO SYSTEMS INC	2006-12	PURCHASE	2009-05		925	1,354			-429	
CITIGROUP INC	2008-02	PURCHASE	2009-02		393	2,521			-2,128	
CITIGROUP INC	2008-02	PURCHASE	2009-02		393	2,599			-2,206	
CITIGROUP INC	2008-02	PURCHASE	2009-01		476	3,249			-2,773	
CITIGROUP INC	2005-08	PURCHASE	2009-01		476	5,454			-4,978	
CME GROUP INC	2008-03	PURCHASE	2009-12		677	960			-283	
CME GROUP INC	2008-02	PURCHASE	2009-12		338	536			-198	
CME GROUP INC	2008-02	PURCHASE	2009-11		301	536			-235	
CME GROUP INC	2007-08	PURCHASE	2009-11		904	1,669			-765	
CME GROUP INC	2007-08	PURCHASE	2009-02		1,325	3,894			-2,569	
CME GROUP INC	2007-05	PURCHASE	2009-01		835	2,596			-1,761	
COCA-COLA CO/THE	2008-03	PURCHASE	2009-09		1,047	1,175			-128	
COCA-COLA CO/THE	2008-01	PURCHASE	2009-09		262	326			-64	
COCA-COLA CO/THE	2008-01	PURCHASE	2009-05		856	1,303			-447	
COLGATE-PALMOLIVE CO	2008-11	PURCHASE	2009-11		1,203	905			298	
COLGATE-PALMOLIVE CO	2008-11	PURCHASE	2009-11		481	364			117	
COLGATE-PALMOLIVE CO	2008-11	PURCHASE	2009-05		555	547			8	
COLGATE-PALMOLIVE CO	2007-11	PURCHASE	2009-05		370	475			-105	
COLGATE-PALMOLIVE CO	2007-11	PURCHASE	2009-04		532	713			-181	
COLGATE-PALMOLIVE CO	2007-07	PURCHASE	2009-04		532	622			-90	
COLGATE-PALMOLIVE CO	2007-07	PURCHASE	2009-04		964	1,106			-142	
CONOCOPHILLIPS	2007-01	PURCHASE	2009-01		1,501	2,039			-538	
CONOCOPHILLIPS	2007-01	PURCHASE	2009-01		1,001	1,359			-358	
CONOCOPHILLIPS	2006-11	PURCHASE	2009-01		1,651	2,075			-424	

Name	Date Acquired	How Acquired	Date Sold	Purchaser Name	Gross Sales Price	Basis	Basis Method	Sales Expenses	Total (net)	Accumulated Depreciat ion
CORNING INC	2008-12	PURCHASE	2009-12		2,172	994			1,178	
CORNING INC	2008-12	PURCHASE	2009-04		684	389			295	
COSTCO WHOLESALE CORP	2008-06	PURCHASE	2009-12		1,197	1,443			-246	
COSTCO WHOLESALE CORP	2008-06	PURCHASE	2009-09		1,136	1,443			-307	
CROWN CASTLE INTL CORP	2009-07	PURCHASE	2009-10		1,544	1,074			470	
DEERE & CO	2007-10	PURCHASE	2009-03		533	1,546			-1,013	
DELL INC	2009-07	PURCHASE	2009-12		726	643			83	
DELL INC	2009-01	PURCHASE	2009-02		570	600			-30	
DELL INC	2008-10	PURCHASE	2009-02		761	1,039			-278	
DEUTSCHE BANK AG REGISTERED	2007-09	PURCHASE	2009-06		625	1,103			-478	
DEUTSCHE BANK AG REGISTERED	2007-09	PURCHASE	2009-06		69	123			-54	
DEUTSCHE BANK AG REGISTERED	2007-09	PURCHASE	2009-04		766	1,838			-1,072	
DEVON ENERGY CORPORATION	2008-08	PURCHASE	2009-05		942	1,355			-413	
EASTMAN CHEMICAL COMPANY	2008-10	PURCHASE	2009-09		1,284	1,212			72	
EASTMAN CHEMICAL COMPANY	2008-10	PURCHASE	2009-06		619	727			-108	
EASTMAN CHEMICAL COMPANY	2008-10	PURCHASE	2009-05		607	727			-120	
ELI LILLY & CO	2009-04	PURCHASE	2009-09		2,144	2,130			14	
ELI LILLY & CO	2009-04	PURCHASE	2009-07		1,894	1,802			92	
EMERSON ELECTRIC CO	2009-03	PURCHASE	2009-10		600	428			172	
EMERSON ELECTRIC CO	2009-03	PURCHASE	2009-09		405	285			120	
EMERSON ELECTRIC CO	2009-02	PURCHASE	2009-09		405	335			70	
EMERSON ELECTRIC CO	2009-02	PURCHASE	2009-08		865	836			29	
EMERSON ELECTRIC CO	2009-02	PURCHASE	2009-08		870	836			34	
EMERSON ELECTRIC CO	2008-12	PURCHASE	2009-08		1,044	939			105	
EMERSON ELECTRIC CO	2007-06	PURCHASE	2009-08		348	480			-132	
EMERSON ELECTRIC CO	2007-06	PURCHASE	2009-05		638	959			-321	
EOG RES INC	2008-01	PURCHASE	2009-06		1,370	1,769			-399	
EOG RES INC	2007-12	PURCHASE	2009-06		959	1,248			-289	
EOG RES INC	2007-12	PURCHASE	2009-05		727	981			-254	
EOG RES INC	2007-10	PURCHASE	2009-05		661	817			-156	

Name	Date Acquired	How Acquired	Date Sold	Purchaser Name	Gross Sales Price	Basis	Basis Method	Sales Expenses	Total (net)	Accumulated Depreciation
EOG RESOURCES INC	2009-02	PURCHASE	2009-12		999	582			417	
EOG RESOURCES INC	2009-01	PURCHASE	2009-12		363	277			86	
EOG RESOURCES INC	2009-01	PURCHASE	2009-11		1,717	1,384			333	
EOG RESOURCES INC	2009-03	PURCHASE	2009-08		589	455			134	
EOG RESOURCES INC	2009-03	PURCHASE	2009-08		533	399			134	
EOG RESOURCES INC	2009-01	PURCHASE	2009-08		228	190			38	
EOG RESOURCES INC	2009-01	PURCHASE	2009-07		754	760			-6	
EOG RESOURCES INC	2008-07	PURCHASE	2009-07		503	912			-409	
EOG RESOURCES INC	2008-07	PURCHASE	2009-07		123	228			-105	
EOG RESOURCES INC	2008-01	PURCHASE	2009-07		617	884			-267	
ERICSSON (LM) TEL-SP ADR	2008-10	PURCHASE	2009-08		1,145	901			244	
ERICSSON L M TEL CO	2008-10	PURCHASE	2009-05		583	525			58	
ERICSSON L M TEL CO	2008-10	PURCHASE	2009-03		346	300			46	
ERICSSON L M TEL CO	2008-10	PURCHASE	2009-02		985	901			84	
EXXON MOBIL CORP	2007-04	PURCHASE	2009-09		1,716	1,988			-272	
EXXON MOBIL CORP	2007-03	PURCHASE	2009-09		687	749			-62	
EXXON MOBIL CORP	2007-03	PURCHASE	2009-08		667	749			-82	
EXXON MOBIL CORP	2006-02	PURCHASE	2009-08		2,336	2,101			235	
EXXON MOBIL CORP	2006-02	PURCHASE	2009-07		2,278	2,101			177	
FIDELITY NATIONAL CL A	2007-04	PURCHASE	2009-01		1,223	1,916			-693	
FLEXTRONICS INTL LTD	2005-08	PURCHASE	2009-01		407	1,974			-1,567	
FLEXTRONICS INTL LTD	2005-01	PURCHASE	2009-01		46	221			-175	
FLEXTRONICS INTL LTD	2005-01	PURCHASE	2009-01		497	2,771			-2,274	
FLUOR CORP	2007-12	PURCHASE	2009-09		838	1,151			-313	
FRANKLIN RESOURCES INC	2007-01	PURCHASE	2009-06		73	117			-44	
FRANKLIN RESOURCES INC	2006-06	PURCHASE	2009-06		1,454	1,740			-286	
FREEPORT-MCMORAN COPPER	2009-05	PURCHASE	2009-10		2,895	1,726			1,169	
GANNETT CO	2008-07	PURCHASE	2009-03		122	958			-836	
GANNETT CO	2008-05	PURCHASE	2009-03		304	3,825			-3,521	
GENENTECH INC	2009-01	PURCHASE	2009-03		950	822			128	

Name	Date Acquired	How Acquired	Date Sold	Purchaser Name	Gross Sales Price	Basis	Basis Method	Sales Expenses	Total (net)	Accumulated Depreciation
GENENTECH INC	2008-11	PURCHASE	2009-03		950	826			124	
GENENTECH INC	2008-10	PURCHASE	2009-03		3,325	2,691			634	
GENENTECH INC	2008-03	PURCHASE	2009-03		1,425	1,162			263	
GENENTECH INC	2007-06	PURCHASE	2009-03		3,325	2,680			645	
GENENTECH INC	2006-01	PURCHASE	2009-03		1,425	1,314			111	
GENERAL ELECTRIC CO	2008-12	PURCHASE	2009-01		1,232	1,339			-107	
GENERAL ELECTRIC CO	2006-08	PURCHASE	2009-01		821	1,695			-874	
GENERAL ELECTRIC CO	2006-08	PURCHASE	2009-01		1,232	2,544			-1,312	
GENWORTH FINANCIAL INC-CL A	2006-11	PURCHASE	2009-08		490	1,643			-1,153	
GENWORTH FINANCIAL INC-CL A	2006-09	PURCHASE	2009-08		490	1,728			-1,238	
GENWORTH FINANCIAL INC-CL A	2005-08	PURCHASE	2009-08		735	2,401			-1,666	
GILEAD SCIENCES INC	2005-08	PURCHASE	2009-10		1,630	794			836	
GILEAD SCIENCES INC	2005-08	PURCHASE	2009-05		671	340			331	
GILEAD SCIENCES INC	2005-08	PURCHASE	2009-02		631	272			359	
GILEAD SCIENCES INC	2005-06	PURCHASE	2009-02		777	325			452	
GLAXOSMITHKLINE PLC-SPON AD	2009-02	PURCHASE	2009-11		1,448	1,281			167	
GLAXOSMITHKLINE PLC-SPON AD	2009-02	PURCHASE	2009-11		800	732			68	
GOLDMAN SACHS GROUP INC	2008-11	PURCHASE	2009-09		873	433			440	
GOLDMAN SACHS GROUP INC	2008-09	PURCHASE	2009-04		924	1,299			-375	
GOLDMAN SACHS GROUP INC	2008-04	PURCHASE	2009-04		577	889			-312	
GOLDMAN SACHS GROUP INC	2007-08	PURCHASE	2009-04		1,616	2,401			-785	
GOOGLE INC-CL A	2005-08	PURCHASE	2009-12		1,195	596			599	
GOOGLE INC-CL A	2005-08	PURCHASE	2009-10		1,654	894			760	
GOOGLE INC-CL A	2005-08	PURCHASE	2009-04		1,520	1,192			328	
GOOGLE INC-CL A	2005-08	PURCHASE	2009-01		681	596			85	
GOOGLE INC-CL A	2005-08	PURCHASE	2009-01		654	596			58	
GOOGLE INC-CL A	2005-07	PURCHASE	2009-01		327	292			35	
HARTFORD FINANCIAL SVCS GRP	2008-10	PURCHASE	2009-08		1,375	704			671	
HARTFORD FINANCIAL SVCS GRP	2008-10	PURCHASE	2009-02		150	101			49	
HARTFORD FINANCIAL SVCS GRP	2008-07	PURCHASE	2009-02		300	1,287			-987	

Name	Date Acquired	How Acquired	Date Sold	Purchaser Name	Gross Sales Price	Basis	Basis Method	Sales Expenses	Total (net)	Accumulated Depreciat ion
HEWLETT-PACKARD CO	2008-01	PURCHASE	2009-12		523	451			72	
HEWLETT-PACKARD CO	2007-04	PURCHASE	2009-12		1,308	1,021			287	
HEWLETT-PACKARD CO	2007-04	PURCHASE	2009-10		912	816			96	
HEWLETT-PACKARD CO	2007-04	PURCHASE	2009-08		1,345	1,225			120	
HEWLETT-PACKARD CO	2006-12	PURCHASE	2009-07		1,957	1,977			-20	
HEWLETT-PACKARD CO	2006-12	PURCHASE	2009-06		375	395			-20	
HEWLETT-PACKARD CO	2006-11	PURCHASE	2009-06		938	966			-28	
HEWLETT-PACKARD CO	2005-08	PURCHASE	2009-06		188	122			66	
HEWLETT-PACKARD CO	2005-08	PURCHASE	2009-06		1,074	732			342	
HEWLETT-PACKARD CO	2005-08	PURCHASE	2009-05		717	488			229	
HOME DEPOT INC	2009-02	PURCHASE	2009-12		440	337			103	
HOME DEPOT INC	2008-10	PURCHASE	2009-12		293	195			98	
HOME DEPOT INC	2008-10	PURCHASE	2009-05		1,227	976			251	
HONEYWELL INTERNATIONAL INC	2009-01	PURCHASE	2009-05		657	652			5	
ILLINOIS TOOL WORKS	2009-05	PURCHASE	2009-12		969	654			315	
INTEL CORP	2009-03	PURCHASE	2009-12		926	681			245	
INTEL CORP	2008-09	PURCHASE	2009-12		1,543	1,591			-48	
J C PENNEY CO INC	2008-11	PURCHASE	2009-04		528	405			123	
J C PENNEY CO INC	2008-11	PURCHASE	2009-03		330	405			-75	
J C PENNEY CO INC	2008-02	PURCHASE	2009-03		826	2,444			-1,618	
JACOBS ENGINEERING GROUP INC	2009-01	PURCHASE	2009-05		808	927			-119	
JPMORGAN CHASE & CO	2008-09	PURCHASE	2009-09		639	608			31	
JPMORGAN CHASE & CO	2008-09	PURCHASE	2009-12		1,666	1,620			46	
JPMORGAN CHASE & CO	2008-01	PURCHASE	2009-10		224	197			27	
JPMORGAN CHASE & CO	2008-01	PURCHASE	2009-10		1,118	1,026			92	
JPMORGAN CHASE & CO	2007-12	PURCHASE	2009-10		134	134				
JPMORGAN CHASE & CO	2007-12	PURCHASE	2009-09		298	313			-15	
JPMORGAN CHASE & CO	2007-12	PURCHASE	2009-04		499	671			-172	
JPMORGAN CHASE & CO	2007-12	PURCHASE	2009-03		135	224			-89	
JPMORGAN CHASE & CO	2006-09	PURCHASE	2009-03		135	236			-101	

Name	Date Acquired	How Acquired	Date Sold	Purchaser Name	Gross Sales Price	Basis	Basis Method	Sales Expenses	Total (net)	Accumulated Depreciation
JPMORGAN CHASE & CO	2006-09	PURCHASE	2009-03		541	943			-402	
JPMORGAN CHASE & CO	2006-09	PURCHASE	2009-02		1,038	2,334			-1,296	
JPMORGAN CHASE & CO	2006-09	PURCHASE	2009-02		519	1,133			-614	
JPMORGAN CHASE & CO	2006-03	PURCHASE	2009-02		519	1,051			-532	
KOHL'S CORP	2008-09	PURCHASE	2009-12		822	731			91	
KOHL'S CORP	2008-09	PURCHASE	2009-12		1,091	974			117	
KOHL'S CORP	2008-08	PURCHASE	2009-12		273	241			32	
KROGER CO	2005-08	PURCHASE	2009-07		1,494	1,394			100	
LIBERTY ENTERTAINMENT-CL A	2009-04	PURCHASE	2009-07		943	831			112	
LIMITED BRANDS INC	2009-01	PURCHASE	2009-10		952	457			495	
LIMITED BRANDS INC	2009-01	PURCHASE	2009-08		638	374			264	
LINCOLN NATIONAL CORP	2009-01	PURCHASE	2009-06		1,780	1,426			354	
LOCKHEED MARTIN CORP	2008-10	PURCHASE	2009-05		793	939			-146	
LOCKHEED MARTIN CORP	2008-10	PURCHASE	2009-04		228	282			-54	
LOCKHEED MARTIN CORP	2008-09	PURCHASE	2009-04		685	975			-290	
LOWE'S COS INC	2009-06	PURCHASE	2009-12		705	583			122	
LOWE'S COS INC	2009-06	PURCHASE	2009-12		1,769	1,457			312	
LOWE'S COS INC	2009-04	PURCHASE	2009-10		1,146	1,136			10	
LOWE'S COS INC	2008-10	PURCHASE	2009-12		705	557			148	
MACY'S INC	2007-05	PURCHASE	2009-01		192	877			-685	
MACY'S INC	2007-03	PURCHASE	2009-01		288	1,374			-1,086	
MCDONALD'S CORP	2009-03	PURCHASE	2009-10		568	526			42	
MCDONALD'S CORP	2009-02	PURCHASE	2009-10		568	585			-17	
MCDONALD'S CORP	2008-11	PURCHASE	2009-10		227	223			4	
MCDONALD'S CORP	2008-11	PURCHASE	2009-09		610	613			-3	
MCDONALD'S CORP	2008-10	PURCHASE	2009-09		554	555			-1	
MCDONALD'S CORP	2008-10	PURCHASE	2009-08		1,100	1,110			-10	
MCDONALD'S CORP	2008-09	PURCHASE	2009-08		275	314			-39	
MCDONALD'S CORP	2008-09	PURCHASE	2009-07		571	628			-57	
MCDONALD'S CORP	2006-09	PURCHASE	2009-07		1,256	801			455	

Name	Date Acquired	How Acquired	Date Sold	Purchaser Name	Gross Sales Price	Basis	Basis Method	Sales Expenses	Total (net)	Accumulated Depreciation
MCDONALD'S CORP	2006-09	PURCHASE	2009-05		684	473			211	
MCKESSON CORP	2007-06	PURCHASE	2009-02		916	1,181			-265	
MEDCO HEALTH SOLUTIONS INC	2008-04	PURCHASE	2009-12		130	86			44	
MEDCO HEALTH SOLUTIONS INC	2008-03	PURCHASE	2009-12		972	638			334	
MEDCO HEALTH SOLUTIONS INC	2008-03	PURCHASE	2009-10		1,144	851			293	
MEDCO HEALTH SOLUTIONS INC	2007-11	PURCHASE	2009-10		572	487			85	
MEDCO HEALTH SOLUTIONS INC	2007-11	PURCHASE	2009-09		1,115	973			142	
MEDCO HEALTH SOLUTIONS INC	2007-11	PURCHASE	2009-04		840	973			-133	
MERCK & CO INC	2008-06	PURCHASE	2009-12		564	537			27	
MERCK & CO INC	2008-06	PURCHASE	2009-11		541	537			4	
MERCK & CO INC	2008-06	PURCHASE	2009-11		306	322			-16	
MERCK & CO INC	2008-06	PURCHASE	2009-11		850	956			-106	
MERCK & CO INC	2008-04	PURCHASE	2009-11		34	39			-5	
MERCK & CO INC	2008-04	PURCHASE	2009-11		783	931			-148	
MERCK & CO INC	2008-04	PURCHASE	2009-11		489	615			-126	
MERCK & CO INC	2008-04	PURCHASE	2009-03		277	410			-133	
MERCK & CO INC	2008-03	PURCHASE	2009-03		1,803	2,637			-834	
METLIFE INC	2009-01	PURCHASE	2009-12		889	622			267	
METLIFE INC	2009-01	PURCHASE	2009-12		355	267			88	
METLIFE INC	2009-01	PURCHASE	2009-12		353	267			86	
METLIFE INC	2008-12	PURCHASE	2009-11		1,200	871			329	
METLIFE INC	2008-12	PURCHASE	2009-12		882	645			237	
METLIFE INC	2008-12	PURCHASE	2009-06		149	124			25	
METLIFE INC	2008-12	PURCHASE	2009-06		894	746			148	
METLIFE INC	2008-12	PURCHASE	2009-05		606	498			108	
METLIFE INC	2007-10	PURCHASE	2009-05		303	689			-386	
METLIFE INC	2007-10	PURCHASE	2009-04		390	1,033			-643	
METLIFE INC	2007-08	PURCHASE	2009-04		130	314			-184	
METLIFE INC	2007-08	PURCHASE	2009-03		881	2,200			-1,319	
MICROSOFT CORP	2009-04	PURCHASE	2009-09		753	567			186	

Name	Date Acquired	How Acquired	Date Sold	Purchaser Name	Gross Sales Price	Basis	Basis Method	Sales Expenses	Total (net)	Accumulated Depreciation
MICROSOFT CORP	2009-03	PURCHASE	2009-05		869	719			150	
MICROSOFT CORP	2007-12	PURCHASE	2009-05		869	1,557			-688	
MICROSOFT CORP	2007-01	PURCHASE	2009-05		97	152			-55	
MOLSON COORS BREWING CO -B	2009-02	PURCHASE	2009-05		578	563			15	
MOLSON COORS BREWING CO -B	2008-11	PURCHASE	2009-05		953	1,112			-159	
MONSANTO CO	2008-09	PURCHASE	2009-08		592	715			-123	
MONSANTO CO	2008-09	PURCHASE	2009-08		252	306			-54	
MONSANTO CO	2008-07	PURCHASE	2009-08		420	600			-180	
MONSANTO CO	2008-07	PURCHASE	2009-07		797	1,199			-402	
MONSANTO CO	2007-10	PURCHASE	2009-07		877	951			-74	
MONSANTO CO	2007-10	PURCHASE	2009-06		303	346			-43	
MONSANTO CO	2007-02	PURCHASE	2009-06		530	381			149	
MONSANTO CO	2007-02	PURCHASE	2009-06		1,066	708			358	
MONSANTO CO	2006-07	PURCHASE	2009-06		492	250			242	
MONSANTO CO	2006-07	PURCHASE	2009-05		1,505	793			712	
MONSANTO CO	2006-07	PURCHASE	2009-03		826	417			409	
MORGAN STANLEY	2007-09	PURCHASE	2009-06		280	634			-354	
MORGAN STANLEY	2007-09	PURCHASE	2009-06		559	1,282			-723	
MORGAN STANLEY	2007-08	PURCHASE	2009-06		140	320			-180	
MORGAN STANLEY	2007-08	PURCHASE	2009-04		528	1,281			-753	
MORGAN STANLEY	2007-08	PURCHASE	2009-03		987	2,561			-1,574	
MOTOROLA INC	2008-06	PURCHASE	2009-11		493	493				
NATIONAL - OILWELL INC	2009-05	PURCHASE	2009-12		1,109	941			168	
NETAPP INC	2009-04	PURCHASE	2009-05		748	709			39	
NEWS CORP	2009-01	PURCHASE	2009-12		1,384	753			631	
NEWS CORP	2009-01	PURCHASE	2009-09		908	565			343	
NEXEN INC	2009-06	PURCHASE	2009-12		601	648			-47	
NIKE INC -CL B	2008-05	PURCHASE	2009-08		1,425	1,693			-268	
NOKIA CORP-SPON ADR	2008-12	PURCHASE	2009-06		448	401			47	
NOKIA CORP-SPON ADR	2008-12	PURCHASE	2009-04		446	401			45	

Name	Date Acquired	How Acquired	Date Sold	Purchaser Name	Gross Sales Price	Basis	Basis Method	Sales Expenses	Total (net)	Accumulated Depreciation
NOKIA CORP-SPON ADR	2008-10	PURCHASE	2009-04		297	332			-35	
NOKIA CORP-SPON ADR	2008-10	PURCHASE	2009-04		682	831			-149	
NOKIA CORP-SPON ADR	2008-10	PURCHASE	2009-01		788	831			-43	
NUCOR CORP	2009-05	PURCHASE	2009-09		696	599			97	
NUCOR CORP	2009-05	PURCHASE	2009-09		696	661			35	
NVR INC	2009-07	PURCHASE	2009-12		711	491			220	
OCCIDENTAL PETROLEUM CORP	2009-06	PURCHASE	2009-12		819	615			204	
OCCIDENTAL PETROLEUM CORP	2009-06	PURCHASE	2009-12		410	318			92	
OCCIDENTAL PETROLEUM CORP	2009-06	PURCHASE	2009-10		1,112	892			220	
OCCIDENTAL PETROLEUM CORP	2008-12	PURCHASE	2009-10		238	136			102	
OCCIDENTAL PETROLEUM CORP	2008-12	PURCHASE	2009-12		1,311	723			588	
PACCAR INC	2009-04	PURCHASE	2009-05		1,189	1,170			19	
PEPSICO INC	2008-09	PURCHASE	2009-12		920	1,090			-170	
PEPSICO INC	2007-12	PURCHASE	2009-12		972	1,240			-268	
PEPSICO INC	2007-07	PURCHASE	2009-12		547	595			-48	
PEPSICO INC	2007-07	PURCHASE	2009-05		492	661			-169	
PEPSICO INC	2007-07	PURCHASE	2009-05		297	396			-99	
PEPSICO INC	2007-06	PURCHASE	2009-05		693	927			-234	
PETROLEO BRASILEIRO S A - AD	2009-05	PURCHASE	2009-11		1,027	882			145	
PFIZER INC	2006-07	PURCHASE	2009-12		1,559	2,002			-443	
PFIZER INC	2006-04	PURCHASE	2009-12		275	375			-100	
PFIZER INC	2006-04	PURCHASE	2009-04		1,276	2,372			-1,096	
PHILIP MORRIS INTERNATIONAL	2008-10	PURCHASE	2009-07		699	662			37	
PHILIP MORRIS INTERNATIONAL	2007-08	PURCHASE	2009-06		1,068	1,175			-107	
PHILIP MORRIS INTERNATIONAL	2007-06	PURCHASE	2009-06		854	991			-137	
PHILIP MORRIS INTERNATIONAL	2008-10	PURCHASE	2009-06		87	88			-1	
PHILIP MORRIS INTERNATIONAL	2008-08	PURCHASE	2009-06		564	713			-149	
PHILIP MORRIS INTERNATIONAL	2008-08	PURCHASE	2009-05		627	932			-305	
PHILIP MORRIS INTERNATIONAL	2008-07	PURCHASE	2009-05		1,033	1,462			-429	
PHILIP MORRIS INTERNATIONAL	2007-06	PURCHASE	2009-01		853	991			-138	

Name	Date Acquired	How Acquired	Date Sold	Purchaser Name	Gross Sales Price	Basis	Basis Method	Sales Expenses	Total (net)	Accumulated Depreciat ion
PHILIP MORRIS INTERNATIONAL	2006-06	PURCHASE	2009-01		2,347	2,069			278	
PHILIP MORRIS INTERNATIONAL	2005-01	PURCHASE	2009-01		299	234			65	
PROCTER & GAMBLE CO	2009-05	PURCHASE	2009-12		62	53			9	
PROCTER & GAMBLE CO	2009-04	PURCHASE	2009-12		1,244	1,034			210	
PROCTER & GAMBLE CO	2009-04	PURCHASE	2009-11		436	362			74	
PROCTER & GAMBLE CO	2009-05	PURCHASE	2009-09		559	529			30	
PROCTER & GAMBLE CO	2008-10	PURCHASE	2009-09		56	69			-13	
PROCTER & GAMBLE CO	2008-11	PURCHASE	2009-11		1,246	1,293			-47	
PROCTER & GAMBLE CO	2008-10	PURCHASE	2009-11		187	208			-21	
PROCTER & GAMBLE CO	2008-10	PURCHASE	2009-08		1,657	2,215			-558	
PROCTER & GAMBLE CO	2008-10	PURCHASE	2009-07		996	1,315			-319	
PRUDENTIAL FINANCIAL INC	2009-03	PURCHASE	2009-05		1,023	355			668	
PRUDENTIAL FINANCIAL INC	2009-03	PURCHASE	2009-05		786	284			502	
PRUDENTIAL FINANCIAL INC	2009-02	PURCHASE	2009-05		1,572	904			668	
QUALCOMM INC	2008-07	PURCHASE	2009-12		1,858	1,818			40	
QUALCOMM INC	2008-07	PURCHASE	2009-05		210	227			-17	
QUALCOMM INC	2008-06	PURCHASE	2009-05		838	969			-131	
REGIONS FINANCIAL CORP	2009-05	PURCHASE	2009-12		1,456	1,000			456	
RIO TINTO PLC-SPON ADR	2009-09	PURCHASE	2009-12		1,908	1,620			288	
ROYAL DUTCH SHELL PLC-ADR	2008-04	PURCHASE	2009-07		1,278	1,751			-473	
ROYAL DUTCH SHELL PLC-ADR	2007-10	PURCHASE	2009-07		767	1,251			-484	
ROYAL DUTCH SHELL PLC-ADR	2007-10	PURCHASE	2009-07		256	423			-167	
ROYAL DUTCH SHELL PLC-ADR	2007-10	PURCHASE	2009-04		461	845			-384	
ROYAL DUTCH SHELL PLC-ADR	2007-08	PURCHASE	2009-04		230	375			-145	
ROYAL DUTCH SHELL PLC-ADR	2007-08	PURCHASE	2009-03		2,100	3,377			-1,277	
SAFEWAY INC	2008-11	PURCHASE	2009-08		1,509	1,765			-256	
SAFEWAY INC	2008-11	PURCHASE	2009-05		2,396	2,647			-251	
SANOFI SYNTHELABO SA	2009-01	PURCHASE	2009-06		2,143	2,049			94	
SCHERING-PLOUGH CORP	2009-05	PURCHASE	2009-11		315	292			23	
SCHERING-PLOUGH CORP	2009-04	PURCHASE	2009-11		420	390			30	

Name	Date Acquired	How Acquired	Date Sold	Purchaser Name	Gross Sales Price	Basis	Basis Method	Sales Expenses	Total (net)	Accumulated Depreciation
SCHERING-PLOUGH CORP	2009-04	PURCHASE	2009-11		420	400			20	
SCHERING-PLOUGH CORP	2009-03	PURCHASE	2009-11		368	360			8	
SCHERING-PLOUGH CORP	2009-03	PURCHASE	2009-11		840	813			27	
SCHLUMBERGER LTD	2007-02	PURCHASE	2009-12		656	642			14	
SCHLUMBERGER LTD	2006-01	PURCHASE	2009-12		656	551			105	
SCHLUMBERGER LTD	2006-01	PURCHASE	2009-11		977	827			150	
SCHWAB (CHARLES) CORP	2008-11	PURCHASE	2009-05		525	578			-53	
SCHWAB (CHARLES) CORP	2008-11	PURCHASE	2009-05		86	96			-10	
SCHWAB (CHARLES) CORP	2008-10	PURCHASE	2009-05		605	724			-119	
SPRINT NEXTEL CORP	2008-04	PURCHASE	2009-12		830	1,469			-639	
SPRINT NEXTEL CORP	2008-04	PURCHASE	2009-12		369	653			-284	
SPRINT NEXTEL CORP	2007-12	PURCHASE	2009-02		392	1,719			-1,327	
SPRINT NEXTEL CORP	2005-08	PURCHASE	2009-02		392	3,010			-2,618	
SPRINT NEXTEL CORP	2005-08	PURCHASE	2009-01		65	602			-537	
SPRINT NEXTEL CORP	2005-07	PURCHASE	2009-01		194	1,730			-1,536	
SPRINT NEXTEL CORP	2005-01	PURCHASE	2009-01		259	2,407			-2,148	
SUPERVALU INC	2008-04	PURCHASE	2009-04		744	1,541			-797	
SUPERVALU INC	2008-04	PURCHASE	2009-02		284	462			-178	
SUPERVALU INC	2007-10	PURCHASE	2009-02		284	582			-298	
SUPERVALU INC	2007-10	PURCHASE	2009-01		1,173	2,716			-1,543	
SYMANTEC CORP	2008-12	PURCHASE	2009-12		910	568			342	
TAIWAN SEMICONDUCTOR-SP ADR	2009-05	PURCHASE	2009-11		1,075	1,087			-12	
TAIWAN SEMICONDUCTOR-SP ADR	2009-05	PURCHASE	2009-11		563	610			-47	
TARGET CORP	2009-04	PURCHASE	2009-12		978	805			173	
TECH DATA CORP	2005-01	PURCHASE	2009-01		947	2,140			-1,193	
TEVA PHARMACEUTICAL-SP ADR	2008-03	PURCHASE	2009-10		506	476			30	
TEVA PHARMACEUTICAL-SP ADR	2008-01	PURCHASE	2009-10		1,013	949			64	
TEVA PHARMACEUTICAL-SP ADR	2008-01	PURCHASE	2009-05		222	237			-15	
TEVA PHARMACEUTICAL-SP ADR	2007-07	PURCHASE	2009-05		443	413			30	
TEVA PHARMACEUTICAL-SP ADR	2007-07	PURCHASE	2009-05		1,106	1,032			74	

Name	Date Acquired	How Acquired	Date Sold	Purchaser Name	Gross Sales Price	Basis	Basis Method	Sales Expenses	Total (net)	Accumulated Depreciation
THE WALT DISNEY CO	2009-02	PURCHASE	2009-12		326	179			147	
THE WALT DISNEY CO	2008-12	PURCHASE	2009-12		326	235			91	
THE WALT DISNEY CO	2008-12	PURCHASE	2009-08		889	823			66	
THE WALT DISNEY CO	2008-12	PURCHASE	2009-07		1,347	1,293			54	
THE WALT DISNEY CO	2008-11	PURCHASE	2009-05		1,204	1,195			9	
TIME WARNER INC	2008-06	PURCHASE	2009-12		877	976			-99	
TIME WARNER INC	2008-06	PURCHASE	2009-12		632	683			-51	
TIME WARNER INC	2006-09	PURCHASE	2009-12		723	850			-127	
TOYOTA MOTOR CORP -SPON ADR	2009-05	PURCHASE	2009-09		1,153	1,106			47	
TOYOTA MOTOR CORP -SPON ADR	2008-08	PURCHASE	2009-04		804	852			-48	
TOYOTA MOTOR CORP -SPON ADR	2008-08	PURCHASE	2009-04		1,045	1,107			-62	
TOYOTA MOTOR CORP -SPON ADR	2008-08	PURCHASE	2009-01		1,074	1,448			-374	
TRAVELERS COS INC/THE	2007-06	PURCHASE	2009-06		1,028	1,362			-334	
TRAVELERS COS INC/THE	2005-08	PURCHASE	2009-06		617	674			-57	
TRAVELERS COS INC/THE	2005-08	PURCHASE	2009-03		1,193	1,347			-154	
TYCO INTERNATIONAL LTD	2007-04	PURCHASE	2009-01		280	626			-346	
TYCO INTERNATIONAL LTD	2007-02	PURCHASE	2009-01		725	1,601			-876	
TYSON FOODS INC-CL A	2009-03	PURCHASE	2009-08		612	518			94	
TYSON FOODS INC-CL A	2008-06	PURCHASE	2009-08		334	441			-107	
TYSON FOODS INC-CL A	2008-06	PURCHASE	2009-06		1,114	1,324			-210	
UNION PACIFIC CORP	2009-04	PURCHASE	2009-12		710	546			164	
UNION PACIFIC CORP	2009-04	PURCHASE	2009-11		1,132	942			190	
UNITED TECHNOLOGIES CORP	2009-09	PURCHASE	2009-11		1,422	1,290			132	
US BANCORP	2009-05	PURCHASE	2009-11		1,543	1,232			311	
VERIZON COMMUNICATIONS INC	2008-04	PURCHASE	2009-04		618	723			-105	
VERIZON COMMUNICATIONS INC	2008-04	PURCHASE	2009-02		1,197	1,447			-250	
VERIZON COMMUNICATIONS INC	2008-04	PURCHASE	2009-02		950	1,085			-135	
VISA INC - CLASS A SHRS	2009-05	PURCHASE	2009-12		1,311	1,004			307	
VISA INC - CLASS A SHRS	2009-05	PURCHASE	2009-10		272	268			4	
VISA INC - CLASS A SHRS	2009-04	PURCHASE	2009-10		1,292	1,275			17	

Name	Date Acquired	How Acquired	Date Sold	Purchaser Name	Gross Sales Price	Basis	Basis Method	Sales Expenses	Total (net)	Accumulated Depreciation
VODAFONE GROUP PLC-SP ADR	2009-04	PURCHASE	2009-12		695	549			146	
WAL-MART STORES INC	2008-10	PURCHASE	2009-12		808	827			-19	
WAL-MART STORES INC	2008-10	PURCHASE	2009-12		592	594			-2	
WAL-MART STORES INC	2008-10	PURCHASE	2009-05		711	756			-45	
WAL-MART STORES INC	2008-09	PURCHASE	2009-04		738	878			-140	
WAL-MART STORES INC	2008-02	PURCHASE	2009-04		738	761			-23	
WELLS FARGO & COMPANY	2009-02	PURCHASE	2009-03		575	902			-327	
WESTERN DIGITAL CORP	2008-08	PURCHASE	2009-05		125	140			-15	
WESTERN DIGITAL CORP	2008-07	PURCHASE	2009-05		747	875			-128	
WESTERN DIGITAL CORP	2008-05	PURCHASE	2009-05		1,370	1,890			-520	
WHIRLPOOL CORP	2009-06	PURCHASE	2009-10		1,528	842			686	
WHIRLPOOL CORP	2009-06	PURCHASE	2009-10		715	421			294	
WHIRLPOOL CORP	2009-06	PURCHASE	2009-08		655	421			234	
WYETH	2008-12	PURCHASE	2009-04		1,693	1,364			329	
WYETH	2008-08	PURCHASE	2009-04		847	862			-15	
WYETH	2008-08	PURCHASE	2009-04		1,481	1,481				
XL CAPITAL LTD -CLASS A	2008-08	PURCHASE	2009-08		86	100			-14	
XL CAPITAL LTD -CLASS A	2005-08	PURCHASE	2009-08		426	1,766			-1,340	
XL CAPITAL LTD -CLASS A	2005-01	PURCHASE	2009-08		426	1,927			-1,501	

**TY 2009 Investments Corporate
Stock Schedule**

Name: THE BUCHMAN FOUNDATION INC
EIN: 20-3038264

Name of Stock	End of Year Book Value	End of Year Fair Market Value
STOCKS & EQUITIES	1,056,032	964,346

TY 2009 Other Expenses Schedule**Name:** THE BUCHMAN FOUNDATION INC**EIN:** 20-3038264

Description	Revenue and Expenses per Books	Net Invest ment Income	Adjusted Net Income	Disbursement s for Charit able Purposes
EXPENSES				
BANK CHARGES	46			
MANAGEMENT FEES - INVESTMENT	4,732			
OFFICE SUPPLIES	26			
POSTAGE	60			

TY 2009 Other Income Schedule

Name: THE BUCHMAN FOUNDATION INC

EIN: 20-3038264

Description	Revenue And Expenses Per Books	Net Invest ment Income	Adjusted Net Income
MISCELLANEOUS INCOME	750		750

TY 2009 Other Liabilities Schedule

Name: THE BUCHMAN FOUNDATION INC

EIN: 20-3038264

Description	Beginning of Year - Book Value	End of Year - Book Value
FOREIGN TAX WITHHOLDING ON DIVIDENDS	973	

TY 2009 Taxes Schedule

Name: THE BUCHMAN FOUNDATION INC

EIN: 20-3038264

Category	Amount	Net Investment Income	Adjusted Net Income	Disbursements for Charitable Purposes
FOREIGN TAX PAID	1,112			
NYS DEPT OF LAW FILING FEES	110			