



See a Social Security Number? Say Something!
Report Privacy Problems to <https://public.resource.org/privacy>
Or call the IRS Identity Theft Hotline at 1-800-908-4490



Return of Private Foundation

or Section 4947(a)(1) Nonexempt Charitable Trust

Treated as a Private Foundation

2009

Department of the Treasury
Internal Revenue Service

Note. The foundation may be able to use a copy of this return to satisfy state reporting requirements.

For calendar year 2009, or tax year beginning , and ending

G Check all that apply. ☐ Initial return ☐ Initial return of a former public charity ☐ Final return
☐ Amended return ☐ Address change ☐ Name change

Use the IRS label. Otherwise, print or type. See Specific Instructions.

Name of foundation
GLOVER-CRASK CHARITABLE TRUST
321002960 R54153003

Number and street (or P.O. box number if mail is not delivered to street address) Room/suite
JPMORGAN CHASE BANK, NA; POBOX3038

City or town, state, and ZIP code
MILWAUKEE, WI 53201

A Employer identification number
16-6478709

B Telephone number
(414) 977-1210

C If exemption application is pending, check here ☐

D 1. Foreign organizations, check here ☐
 2. Foreign organizations meeting the 85% test, check here and attach computation ☐

E If private foundation status was terminated under section 507(b)(1)(A), check here ☐

F If the foundation is in a 60-month termination under section 507(b)(1)(B), check here ☐

H Check type of organization ☒ Section 501(c)(3) exempt private foundation
☐ Section 4947(a)(1) nonexempt charitable trust ☐ Other taxable private foundation

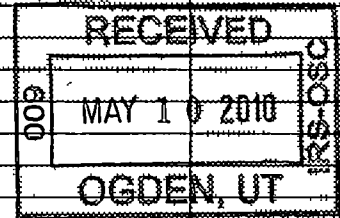
I Fair market value of all assets at end of year (from Part II, col. (c), line 16)
\$ 13,118,181. (Part I, column (d) must be on cash basis.)

J Accounting method ☒ Cash ☐ Accrual
☐ Other (specify) _____

Part I Analysis of Revenue and Expenses		(a) Revenue and expenses per books	(b) Net investment income	(c) Adjusted net income	(d) Disbursements for charitable purposes (cash basis only)
1 Contributions, gifts, grants, etc., received				N/A	
2 Check <input checked="" type="checkbox"/> if the foundation is not required to attach Sch. B					
3 Interest on savings and temporary cash investments		2,074.	2,074.		STATEMENT 1
4 Dividends and interest from securities		398,570.	398,570.		STATEMENT 2
5a Gross rents					
b Net rental income or (loss)					
6a Net gain or (loss) from sale of assets not on line 10		16,621.			
b Gross sales price for all assets on line 6a		1,388,372.			
7 Capital gain net income (from Part IV, line 2)			16,621.		
8 Net short-term capital gain					
9 Income modifications					
10a Gross sales less returns and allowances					
b Less Cost of goods sold					
c Gross profit or (loss)					
11 Other income		27,195.	22,000.		STATEMENT 3
12 Total. Add lines 1 through 11		444,460.	439,265.		
13 Compensation of officers, directors, trustees, etc.		96,216.	72,161.		24,055.
14 Other employee salaries and wages					
15 Pension plans, employee benefits					
16a Legal fees					
b Accounting fees					
c Other professional fees STMT 4		112.	112.		0.
17 Interest					
18 Taxes STMT 5		1,802.	1,802.		0.
19 Depreciation and depletion					
20 Occupancy					
21 Travel, conferences, and meetings					
22 Printing and publications					
23 Other expenses STMT 6		790.	0.		790.
24 Total operating and administrative expenses. Add lines 13 through 23		98,920.	74,075.		24,845.
25 Contributions, gifts, grants paid		725,091.			725,091.
26 Total expenses and disbursements. Add lines 24 and 25		824,011.	74,075.		749,936.
27 Subtract line 26 from line 12		<379,551.>			
a Excess of revenue over expenses and disbursements			365,190.		
b Net investment income (if negative, enter -0-)					
c Adjusted net income (if negative, enter -0-)				N/A	

ENVELOPE POSTMARK DATE MAY 05 2010

SCANNED MAY 12 2010



17 12

GLOVER-CRASK CHARITABLE TRUST

Form 990-PF (2009)

321002960 R54153003

16-6478709

Page 2

Part II Balance Sheets

Attached schedules and amounts in the description column should be for end-of-year amounts only

Beginning of year

End of year

(a) Book Value

(b) Book Value

(c) Fair Market Value

Assets	1	Cash - non-interest-bearing		178,680.	178,680.
	2	Savings and temporary cash investments	1,157,803.	702,806.	702,806.
	3	Accounts receivable			
		Less: allowance for doubtful accounts			
	4	Pledges receivable			
		Less: allowance for doubtful accounts			
	5	Grants receivable			
	6	Receivables due from officers, directors, trustees, and other disqualified persons			
	7	Other notes and loans receivable			
		Less: allowance for doubtful accounts			
	8	Inventories for sale or use			
	9	Prepaid expenses and deferred charges			
	10a	Investments - U.S. and state government obligations STMT 8	2,598,894.	1,995,901.	2,056,058.
	b	Investments - corporate stock STMT 9	7,914,815.	8,086,750.	7,951,837.
	c	Investments - corporate bonds STMT 10	1,929,763.	2,260,788.	2,228,799.
11	Investments - land, buildings, and equipment basis				
	Less: accumulated depreciation				
12	Investments - mortgage loans				
13	Investments - other				
14	Land, buildings, and equipment basis				
	Less: accumulated depreciation				
15	Other assets (describe OTHER ASSETS)	1.	0.	1.	
16	Total assets (to be completed by all filers)	13,601,276.	13,224,925.	13,118,181.	
Liabilities	17	Accounts payable and accrued expenses			
	18	Grants payable			
	19	Deferred revenue			
	20	Loans from officers, directors, trustees, and other disqualified persons			
	21	Mortgages and other notes payable			
	22	Other liabilities (describe)			
23	Total liabilities (add lines 17 through 22)	0.	0.		
Net Assets or Fund Balances		Foundations that follow SFAS 117, check here and complete lines 24 through 26 and lines 30 and 31.			
	24	Unrestricted			
	25	Temporarily restricted			
	26	Permanently restricted			
		Foundations that do not follow SFAS 117, check here and complete lines 27 through 31.			
	27	Capital stock, trust principal, or current funds	13,601,276.	13,224,925.	
	28	Paid-in or capital surplus, or land, bldg., and equipment fund	0.	0.	
	29	Retained earnings, accumulated income, endowment, or other funds	0.	0.	
30	Total net assets or fund balances	13,601,276.	13,224,925.		
31	Total liabilities and net assets/fund balances	13,601,276.	13,224,925.		

Part III Analysis of Changes in Net Assets or Fund Balances

1	Total net assets or fund balances at beginning of year - Part II, column (a), line 30 (must agree with end-of-year figure reported on prior year's return)	1	13,601,276.
2	Enter amount from Part I, line 27a	2	<379,551.>
3	Other increases not included in line 2 (itemize) SEE STATEMENT 7	3	3,200.
4	Add lines 1, 2, and 3	4	13,224,925.
5	Decreases not included in line 2 (itemize)	5	0.
6	Total net assets or fund balances at end of year (line 4 minus line 5) - Part II, column (b), line 30	6	13,224,925.

Form 990-PF (2009)

923511
02-02-10

GLOVER-CRASK CHARITABLE TRUST

Form 990-PF (2009)

321002960 R54153003

16-6478709 Page 3

Part IV Capital Gains and Losses for Tax on Investment Income

(a) List and describe the kind(s) of property sold (e.g., real estate, 2-story brick warehouse, or common stock, 200 shs. MLC Co.)		(b) How acquired P - Purchase D - Donation	(c) Date acquired (mo., day, yr.)	(d) Date sold (mo., day, yr.)
1a PUBLICLY TRADED SECURITIES				
b CLASS ACTIONS PROCEEDS		P		
c				
d				
e				

(e) Gross sales price	(f) Depreciation allowed (or allowable)	(g) Cost or other basis plus expense of sale	(h) Gain or (loss) (e) plus (f) minus (g)
a 1,380,989.		1,371,751.	9,238.
b 7,383.			7,383.
c			
d			
e			

Complete only for assets showing gain in column (h) and owned by the foundation on 12/31/69			(i) Gains (Col. (h) gain minus col. (k), but not less than -0-) or Losses (from col. (h))
(i) FMV as of 12/31/69	(j) Adjusted basis as of 12/31/69	(k) Excess of col. (i) over col. (j), if any	
a			9,238.
b			7,383.
c			
d			
e			

2 Capital gain net income or (net capital loss)	{ If gain, also enter in Part I, line 7 If (loss), enter -0- in Part I, line 7 }	2	16,621.
3 Net short-term capital gain or (loss) as defined in sections 1222(5) and (6): If gain, also enter in Part I, line 8, column (c) If (loss), enter -0- in Part I, line 8	}	3	N/A

Part V Qualification Under Section 4940(e) for Reduced Tax on Net Investment Income

(For optional use by domestic private foundations subject to the section 4940(a) tax on net investment income.)

If section 4940(d)(2) applies, leave this part blank.

Was the foundation liable for the section 4942 tax on the distributable amount of any year in the base period?

☐ Yes ☒ No

If "Yes," the foundation does not qualify under section 4940(e). Do not complete this part.

1 Enter the appropriate amount in each column for each year; see instructions before making any entries

(a) Base period years Calendar year (or tax year beginning in)	(b) Adjusted qualifying distributions	(c) Net value of noncharitable-use assets	(d) Distribution ratio (col. (b) divided by col. (c))
2008	788,044.	13,920,182.	.056612
2007	815,173.	15,454,456.	.052747
2006	689,693.	14,742,292.	.046783
2005	766,310.	14,529,934.	.052740
2004	931,490.	14,868,729.	.062648

2 Total of line 1, column (d)	2	.271530
3 Average distribution ratio for the 5-year base period - divide the total on line 2 by 5, or by the number of years the foundation has been in existence if less than 5 years	3	.054306
4 Enter the net value of noncharitable-use assets for 2009 from Part X, line 5	4	12,168,490.
5 Multiply line 4 by line 3	5	660,822.
6 Enter 1% of net investment income (1% of Part I, line 27b)	6	3,652.
7 Add lines 5 and 6	7	664,474.
8 Enter qualifying distributions from Part XII, line 4	8	749,936.

If line 8 is equal to or greater than line 7, check the box in Part VI, line 1b, and complete that part using a 1% tax rate.
See the Part VI instructions.

GLOVER-CRASK CHARITABLE TRUST

Form 990-PF (2009)

321002960 R54153003

16-6478709

Page 4

Part VI Excise Tax Based on Investment Income (Section 4940(a), 4940(b), 4940(e), or 4948 - see instructions)

1a	Exempt operating foundations described in section 4940(d)(2), check here <input type="checkbox"/> and enter "N/A" on line 1. Date of ruling or determination letter. _____ (attach copy of letter if necessary-see instructions)		
b	Domestic foundations that meet the section 4940(e) requirements in Part V, check here <input checked="" type="checkbox"/> and enter 1% of Part I, line 27b..	1	3,652.
c	All other domestic foundations enter 2% of line 27b. Exempt foreign organizations enter 4% of Part I, line 12, col (b)		
2	Tax under section 511 (domestic section 4947(a)(1) trusts and taxable foundations only Others enter -0-)	2	0.
3	Add lines 1 and 2	3	3,652.
4	Subtitle A (income) tax (domestic section 4947(a)(1) trusts and taxable foundations only Others enter -0-)	4	0.
5	Tax based on investment income. Subtract line 4 from line 3. If zero or less, enter -0-	5	3,652.
6	Credits/Payments.		
a	2009 estimated tax payments and 2008 overpayment credited to 2009	6a	4,360.
b	Exempt foreign organizations - tax withheld at source	6b	
c	Tax paid with application for extension of time to file (Form 8868)	6c	
d	Backup withholding erroneously withheld	6d	
7	Total credits and payments. Add lines 6a through 6d	7	4,360.
8	Enter any penalty for underpayment of estimated tax. Check here <input type="checkbox"/> if Form 2220 is attached	8	
9	Tax due. If the total of lines 5 and 8 is more than line 7, enter amount owed	9	
10	Overpayment. If line 7 is more than the total of lines 5 and 8, enter the amount overpaid	10	708.
11	Enter the amount of line 10 to be Credited to 2010 estimated tax <input checked="" type="checkbox"/> Refunded <input type="checkbox"/>	11	0.

Part VII-A Statements Regarding Activities

	Yes	No
1a During the tax year, did the foundation attempt to influence any national, state, or local legislation or did it participate or intervene in any political campaign?		X
1b Did it spend more than \$100 during the year (either directly or indirectly) for political purposes (see instructions for definition)? If the answer is "Yes" to 1a or 1b, attach a detailed description of the activities and copies of any materials published or distributed by the foundation in connection with the activities.		X
1c Did the foundation file Form 1120-POL for this year?		X
d Enter the amount (if any) of tax on political expenditures (section 4955) imposed during the year (1) On the foundation. <input checked="" type="checkbox"/> \$ 0. (2) On foundation managers <input checked="" type="checkbox"/> \$ 0.		
e Enter the reimbursement (if any) paid by the foundation during the year for political expenditure tax imposed on foundation managers <input checked="" type="checkbox"/> \$ 0.		
2 Has the foundation engaged in any activities that have not previously been reported to the IRS? If "Yes," attach a detailed description of the activities.		X
3 Has the foundation made any changes, not previously reported to the IRS, in its governing instrument, articles of incorporation, or bylaws, or other similar instruments? If "Yes," attach a conformed copy of the changes		X
4a Did the foundation have unrelated business gross income of \$1,000 or more during the year?		X
b If "Yes," has it filed a tax return on Form 990-T for this year?		
5 Was there a liquidation, termination, dissolution, or substantial contraction during the year? If "Yes," attach the statement required by General Instruction T.		X
6 Are the requirements of section 508(e) (relating to sections 4941 through 4945) satisfied either: • By language in the governing instrument, or • By state legislation that effectively amends the governing instrument so that no mandatory directions that conflict with the state law remain in the governing instrument?	X	
7 Did the foundation have at least \$5,000 in assets at any time during the year? If "Yes," complete Part II, col. (c), and Part XV.	X	
8a Enter the states to which the foundation reports or with which it is registered (see instructions) <input checked="" type="checkbox"/> NY		
b If the answer is "Yes" to line 7, has the foundation furnished a copy of Form 990-PF to the Attorney General (or designate) of each state as required by General Instruction G? If "No," attach explanation	X	
9 Is the foundation claiming status as a private operating foundation within the meaning of section 4942(j)(3) or 4942(j)(5) for calendar year 2009 or the taxable year beginning in 2009 (see instructions for Part XIV)? If "Yes," complete Part XIV		X
10 Did any persons become substantial contributors during the tax year? If "Yes," attach a schedule listing their names and addresses		X

Form 990-PF (2009)

GLOVER-CRASK CHARITABLE TRUST
321002960 R54153003

Form 990-PF (2009)

16-6478709

Page 5

Part VII-A Statements Regarding Activities (continued)

11	At any time during the year, did the foundation, directly or indirectly, own a controlled entity within the meaning of section 512(b)(13)? If "Yes," attach schedule (see instructions)	11		X
12	Did the foundation acquire a direct or indirect interest in any applicable insurance contract before August 17, 2008?	12		X
13	Did the foundation comply with the public inspection requirements for its annual returns and exemption application? Website address ► N/A	13	X	
14	The books are in care of ► JPMORGAN CHASE BANK, N.A. Telephone no ► 585-797-2607 Located at ► ONE CHASE SQUARE, ROCHESTER, NY ZIP+4 ► 14643			
15	Section 4947(a)(1) nonexempt charitable trusts filing Form 990-PF in lieu of Form 1041 - Check here and enter the amount of tax-exempt interest received or accrued during the year	15		N/A

Part VII-B Statements Regarding Activities for Which Form 4720 May Be Required

File Form 4720 if any item is checked in the "Yes" column, unless an exception applies.

	Yes	No
1a During the year did the foundation (either directly or indirectly)		
(1) Engage in the sale or exchange, or leasing of property with a disqualified person?	<input type="checkbox"/> Yes <input checked="" type="checkbox"/> No	
(2) Borrow money from, lend money to, or otherwise extend credit to (or accept it from) a disqualified person?	<input type="checkbox"/> Yes <input checked="" type="checkbox"/> No	
(3) Furnish goods, services, or facilities to (or accept them from) a disqualified person?	<input type="checkbox"/> Yes <input checked="" type="checkbox"/> No	
(4) Pay compensation to, or pay or reimburse the expenses of, a disqualified person?	<input checked="" type="checkbox"/> Yes <input type="checkbox"/> No	
(5) Transfer any income or assets to a disqualified person (or make any of either available for the benefit or use of a disqualified person)?	<input type="checkbox"/> Yes <input checked="" type="checkbox"/> No	
(6) Agree to pay money or property to a government official? (Exception. Check "No" if the foundation agreed to make a grant to or to employ the official for a period after termination of government service, if terminating within 90 days)	<input type="checkbox"/> Yes <input checked="" type="checkbox"/> No	
b If any answer is "Yes" to 1a(1)-(6), did any of the acts fail to qualify under the exceptions described in Regulations section 53.4941(d)-3 or in a current notice regarding disaster assistance (see page 20 of the instructions)? Organizations relying on a current notice regarding disaster assistance check here		X
c Did the foundation engage in a prior year in any of the acts described in 1a, other than excepted acts, that were not corrected before the first day of the tax year beginning in 2009?		X
2 Taxes on failure to distribute income (section 4942) (does not apply for years the foundation was a private operating foundation defined in section 4942(j)(3) or 4942(j)(5))		
a At the end of tax year 2009, did the foundation have any undistributed income (lines 6d and 6e, Part XIII) for tax year(s) beginning before 2009? If "Yes," list the years ►	<input type="checkbox"/> Yes <input checked="" type="checkbox"/> No	
b Are there any years listed in 2a for which the foundation is not applying the provisions of section 4942(a)(2) (relating to incorrect valuation of assets) to the year's undistributed income? (If applying section 4942(a)(2) to all years listed, answer "No" and attach statement - see instructions)	N/A	
c If the provisions of section 4942(a)(2) are being applied to any of the years listed in 2a, list the years here ►		
3a Did the foundation hold more than a 2% direct or indirect interest in any business enterprise at any time during the year?	<input type="checkbox"/> Yes <input checked="" type="checkbox"/> No	
b If "Yes," did it have excess business holdings in 2009 as a result of (1) any purchase by the foundation or disqualified persons after May 26, 1969, (2) the lapse of the 5-year period (or longer period approved by the Commissioner under section 4943(c)(7)) to dispose of holdings acquired by gift or bequest, or (3) the lapse of the 10-, 15-, or 20-year first phase holding period? (Use Schedule C, Form 4720, to determine if the foundation had excess business holdings in 2009.)	N/A	
4a Did the foundation invest during the year any amount in a manner that would jeopardize its charitable purposes?		X
b Did the foundation make any investment in a prior year (but after December 31, 1969) that could jeopardize its charitable purpose that had not been removed from jeopardy before the first day of the tax year beginning in 2009?		X

Form 990-PF (2009)

GLOVER-CRASK CHARITABLE TRUST

Form 990-PF (2009)

321002960 R54153003

16-6478709

Page 6

Part VII-B Statements Regarding Activities for Which Form 4720 May Be Required (continued)**5a** During the year did the foundation pay or incur any amount to(1) Carry on propaganda, or otherwise attempt to influence legislation (section 4945(e))? ☐ Yes ☒ No(2) Influence the outcome of any specific public election (see section 4955), or to carry on, directly or indirectly, any voter registration drive? ☐ Yes ☒ No(3) Provide a grant to an individual for travel, study, or other similar purposes? ☐ Yes ☒ No(4) Provide a grant to an organization other than a charitable, etc., organization described in section 509(a)(1), (2), or (3), or section 4940(d)(2)? ☐ Yes ☒ No(5) Provide for any purpose other than religious, charitable, scientific, literary, or educational purposes, or for the prevention of cruelty to children or animals? ☐ Yes ☒ No**b** If any answer is "Yes" to 5a(1)-(5), did any of the transactions fail to qualify under the exceptions described in Regulations section 53.4945 or in a current notice regarding disaster assistance (see instructions)? ☐ Yes ☒ NoOrganizations relying on a current notice regarding disaster assistance check here ☐**c** If the answer is "Yes" to question 5a(4), does the foundation claim exemption from the tax because it maintained expenditure responsibility for the grant? ☐ Yes ☒ No

If "Yes," attach the statement required by Regulations section 53.4945-5(d).

6a Did the foundation, during the year, receive any funds, directly or indirectly, to pay premiums on a personal benefit contract? ☐ Yes ☒ No**b** Did the foundation, during the year, pay premiums, directly or indirectly, on a personal benefit contract? ☐ Yes ☒ No

If "Yes" to 6b, file Form 8870.

7a At any time during the tax year, was the foundation a party to a prohibited tax shelter transaction? ☐ Yes ☒ No**b** If yes, did the foundation receive any proceeds or have any net income attributable to the transaction? ☐ Yes ☒ No**Part VIII** Information About Officers, Directors, Trustees, Foundation Managers, Highly Paid Employees, and Contractors**1** List all officers, directors, trustees, foundation managers and their compensation.

(a) Name and address	(b) Title, and average hours per week devoted to position	(c) Compensation (If not paid, enter -0-)	(d) Contributions to employee benefit plans and deferred compensation	(e) Expense account, other allowances
JPMORGAN CHASE BANK, NA PO BOX 3038 MILWAUKEE, WI 53201	TRUSTEE 10.00	69,738.	0.	0.
JOHN T HARRIS 13 NORTH MAIN STREET HONEOYE FALLS, NY 14472	TRUSTEE 10.00	26,478.	0.	0.

2 Compensation of five highest-paid employees (other than those included on line 1). If none, enter "NONE."

(a) Name and address of each employee paid more than \$50,000	(b) Title, and average hours per week devoted to position	(c) Compensation	(d) Contributions to employee benefit plans and deferred compensation	(e) Expense account, other allowances
NONE				

Total number of other employees paid over \$50,000

0

Form 990-PF (2009)

GLOVER-CRASK CHARITABLE TRUST

Form 990-PF (2009)

321002960 R54153003

16-6478709

Page 7

Part VIII Information About Officers, Directors, Trustees, Foundation Managers, Highly Paid Employees, and Contractors (continued)**3** Five highest-paid independent contractors for professional services. If none, enter "NONE."

(a) Name and address of each person paid more than \$50,000	(b) Type of service	(c) Compensation
NONE		

Total number of others receiving over \$50,000 for professional services

0

Part IX-A Summary of Direct Charitable Activities

List the foundation's four largest direct charitable activities during the tax year. Include relevant statistical information such as the number of organizations and other beneficiaries served, conferences convened, research papers produced, etc.

	Expenses
1 N/A	
2	
3	
4	

Part IX-B Summary of Program-Related Investments

Describe the two largest program-related investments made by the foundation during the tax year on lines 1 and 2

	Amount
1 N/A	
2	
All other program-related investments See instructions	
3	
Total. Add lines 1 through 3	0.

Form 990-PF (2009)

Part X

Minimum Investment Return (All domestic foundations must complete this part. Foreign foundations, see instructions.)

1	Fair market value of assets not used (or held for use) directly in carrying out charitable, etc., purposes:		
a	Average monthly fair market value of securities	1a	11,242,224.
b	Average of monthly cash balances	1b	1,111,573.
c	Fair market value of all other assets	1c	0.
d	Total (add lines 1a, b, and c)	1d	12,353,797.
e	Reduction claimed for blockage or other factors reported on lines 1a and 1c (attach detailed explanation)	1e	0.
2	Acquisition indebtedness applicable to line 1 assets	2	0.
3	Subtract line 2 from line 1d	3	12,353,797.
4	Cash deemed held for charitable activities. Enter 1 1/2% of line 3 (for greater amount, see instructions)	4	185,307.
5	Net value of noncharitable-use assets. Subtract line 4 from line 3. Enter here and on Part V, line 4	5	12,168,490.
6	Minimum investment return. Enter 5% of line 5	6	608,425.

Part XI

Distributable Amount (see instructions) (Section 4942(j)(3) and (j)(5) private operating foundations and certain foreign organizations check here ☐ and do not complete this part)

1	Minimum investment return from Part X, line 6	1	608,425.
2a	Tax on investment income for 2009 from Part VI, line 5	2a	3,652.
b	Income tax for 2009 (This does not include the tax from Part VI)	2b	
c	Add lines 2a and 2b	2c	3,652.
3	Distributable amount before adjustments Subtract line 2c from line 1	3	604,773.
4	Recoveries of amounts treated as qualifying distributions	4	0.
5	Add lines 3 and 4	5	604,773.
6	Deduction from distributable amount (see instructions)	6	0.
7	Distributable amount as adjusted Subtract line 6 from line 5 Enter here and on Part XIII, line 1	7	604,773.

Part XII

Qualifying Distributions (see instructions)

1	Amounts paid (including administrative expenses) to accomplish charitable, etc., purposes		
a	Expenses, contributions, gifts, etc. - total from Part I, column (d), line 26	1a	749,936.
b	Program-related investments - total from Part IX-B	1b	0.
2	Amounts paid to acquire assets used (or held for use) directly in carrying out charitable, etc., purposes	2	
3	Amounts set aside for specific charitable projects that satisfy the:		
a	Suitability test (prior IRS approval required)	3a	
b	Cash distribution test (attach the required schedule)	3b	
4	Qualifying distributions. Add lines 1a through 3b Enter here and on Part V, line 8, and Part XIII, line 4	4	749,936.
5	Foundations that qualify under section 4940(e) for the reduced rate of tax on net investment income Enter 1% of Part I, line 27b	5	3,652.
6	Adjusted qualifying distributions. Subtract line 5 from line 4	6	746,284.

Note. The amount on line 6 will be used in Part V, column (b), in subsequent years when calculating whether the foundation qualifies for the section 4940(e) reduction of tax in those years

GLOVER-CRASK CHARITABLE TRUST
321002960 R54153003

Form 990-PF (2009)

16-6478709 Page 9

Part XIII Undistributed Income (see instructions)

	(a) Corpus	(b) Years prior to 2008	(c) 2008	(d) 2009
1 Distributable amount for 2009 from Part XI, line 7				604,773.
2 Undistributed Income, if any, as of the end of 2009				
a Enter amount for 2008 only			226,105.	
b Total for prior years.		0.		
3 Excess distributions carryover, if any, to 2009				
a From 2004				
b From 2005				
c From 2006				
d From 2007				
e From 2008				
f Total of lines 3a through e	0.			
4 Qualifying distributions for 2009 from Part XII, line 4 ▶ \$ 749,936.				
a Applied to 2008, but not more than line 2a			226,105.	
b Applied to undistributed income of prior years (Election required - see instructions)		0.		
c Treated as distributions out of corpus (Election required - see instructions)	0.			
d Applied to 2009 distributable amount				523,831.
e Remaining amount distributed out of corpus	0.			
5 Excess distributions carryover applied to 2009 (If an amount appears in column (d), the same amount must be shown in column (a).)	0.			0.
6 Enter the net total of each column as indicated below:				
a Corpus Add lines 3f, 4c, and 4e Subtract line 5	0.			
b Prior years' undistributed income Subtract line 4b from line 2b		0.		
c Enter the amount of prior years' undistributed income for which a notice of deficiency has been issued, or on which the section 4942(a) tax has been previously assessed		0.		
d Subtract line 6c from line 6b. Taxable amount - see instructions		0.		
e Undistributed income for 2008 Subtract line 4a from line 2a. Taxable amount - see instr			0.	
f Undistributed income for 2009 Subtract lines 4d and 5 from line 1 This amount must be distributed in 2010				80,942.
7 Amounts treated as distributions out of corpus to satisfy requirements imposed by section 170(b)(1)(F) or 4942(g)(3)	0.			
8 Excess distributions carryover from 2004 not applied on line 5 or line 7	0.			
9 Excess distributions carryover to 2010. Subtract lines 7 and 8 from line 6a	0.			
10 Analysis of line 9				
a Excess from 2005				
b Excess from 2006				
c Excess from 2007				
d Excess from 2008				
e Excess from 2009				

Page 10

N/A

- (4) Gross investment income**

[illegible]

d Any restrictions or limitations on awards, such as by geographical areas, charitable fields, kinds of institutions, or other factors

Part XV

3






923611 02-02-10

Enter gross amounts unless otherwise indicated

Part XVII

- [illegible]

- | b If "Yes," complete the following schedule. | | |
|--|--------------------------|---------------------------------|
| (a) Name of organization | (b) Type of organization | (c) Description of relationship |
| N/A | | |
| | | |
| | | |
| | | |
| | | |

Under penalties of perjury, I declare that I have examined this return, including accompanying schedules and statements, and to the best of my knowledge and belief, it is true, correct, and complete. Declaration of preparer (other than taxpayer or fiduciary) is based on all information of which preparer has any knowledge.				
Signature of officer, trustee, or authorized officer 	Date APR 29 2010	Title TRUSTEE		
Preparer's signature 	Date	Check if self-employed <input type="checkbox"/>	Preparer's identifying number EIN 	
Firm's name (or yours if self-employed), address, and ZIP code 	Phone no 			

923622
02-02-10

FORM 990-PF INTEREST ON SAVINGS AND TEMPORARY CASH INVESTMENTS STATEMENT 1

SOURCE	AMOUNT
MONEY MARKET FUND	2,074.
TOTAL TO FORM 990-PF, PART I, LINE 3, COLUMN A	2,074.

FORM 990-PF DIVIDENDS AND INTEREST FROM SECURITIES STATEMENT 2

SOURCE	GROSS AMOUNT	CAPITAL GAINS DIVIDENDS	COLUMN (A) AMOUNT
DIVIDENDS & INTEREST	398,570.	0.	398,570.
TOTAL TO FM 990-PF, PART I, LN 4	398,570.	0.	398,570.

FORM 990-PF OTHER INCOME STATEMENT 3

DESCRIPTION	(A) REVENUE PER BOOKS	(B) NET INVEST- MENT INCOME	(C) ADJUSTED NET INCOME
FEDERAL EXCISE TAX REFUND	5,195.	0.	
TRUSTEE TRADE SETTLEMENT PROCEEDS	22,000.	22,000.	
TOTAL TO FORM 990-PF, PART I, LINE 11	27,195.	22,000.	

FORM 990-PF OTHER PROFESSIONAL FEES STATEMENT 4

DESCRIPTION	(A) EXPENSES PER BOOKS	(B) NET INVEST- MENT INCOME	(C) ADJUSTED NET INCOME	(D) CHARITABLE PURPOSES
LEGAL FEE	112.	112.		0.
TO FORM 990-PF, PG 1, LN 16C	112.	112.		0.

FORM 990-PF	TAXES	STATEMENT	5
-------------	-------	-----------	---

DESCRIPTION	(A) EXPENSES PER BOOKS	(B) NET INVEST- MENT INCOME	(C) ADJUSTED NET INCOME	(D) CHARITABLE PURPOSES
FOREIGN TAXES WITHHELD	1,802.	1,802.		0.
TO FORM 990-PF, PG 1, LN 18	1,802.	1,802.		0.

FORM 990-PF	OTHER EXPENSES	STATEMENT	6
-------------	----------------	-----------	---

DESCRIPTION	(A) EXPENSES PER BOOKS	(B) NET INVEST- MENT INCOME	(C) ADJUSTED NET INCOME	(D) CHARITABLE PURPOSES
NY STATE ATTORNEY GENERAL FILING FEE	750.	0.		750.
NEWSPAPER PUBLICATION NOTICE	40.	0.		40.
TO FORM 990-PF, PG 1, LN 23	790.	0.		790.

FORM 990-PF	OTHER INCREASES IN NET ASSETS OR FUND BALANCES	STATEMENT	7
-------------	--	-----------	---

DESCRIPTION	AMOUNT
DEPOSIT CREATING A LIABILITY	2,318.
MUTUAL FUND INCOME TIMING DIFFERENCES	882.
TOTAL TO FORM 990-PF, PART III, LINE 3	3,200.

FORM 990-PF	U.S. AND STATE/CITY GOVERNMENT OBLIGATIONS	STATEMENT	8
-------------	--	-----------	---

DESCRIPTION	U.S. GOV'T	OTHER GOV'T	BOOK VALUE	FAIR MARKET VALUE
US GOVERNMENT AND AGENCY BONDS		X	1,995,901.	2,056,058.
TOTAL U.S. GOVERNMENT OBLIGATIONS				
TOTAL STATE AND MUNICIPAL GOVERNMENT OBLIGATIONS			1,995,901.	2,056,058.
TOTAL TO FORM 990-PF, PART II, LINE 10A			1,995,901.	2,056,058.

FORM 990-PF	CORPORATE STOCK	STATEMENT	9
-------------	-----------------	-----------	---

DESCRIPTION	BOOK VALUE	FAIR MARKET VALUE
COMMON STOCK & EQUITY MUTUAL FUNDS	8,086,750.	7,951,837.
TOTAL TO FORM 990-PF, PART II, LINE 10B	8,086,750.	7,951,837.

FORM 990-PF	CORPORATE BONDS	STATEMENT	10
-------------	-----------------	-----------	----

DESCRIPTION	BOOK VALUE	FAIR MARKET VALUE
FIXED INCOME MUTUAL FUNDS & CORP BONDS	2,260,788.	2,228,799.
TOTAL TO FORM 990-PF, PART II, LINE 10C	2,260,788.	2,228,799.

FORM 990-PF

GRANT APPLICATION SUBMISSION INFORMATION
PART XV, LINES 2A THROUGH 2D

STATEMENT 11

NAME AND ADDRESS OF PERSON TO WHOM APPLICATIONS SHOULD BE SUBMITTEDGINA DIMONDA, JPMORGAN CHASE BANK, NA
ONE CHASE SQUARE
ROCHESTER, NY 14643TELEPHONE NUMBERNAME OF GRANT PROGRAM

(585)797-2607

GLOVER-CRASK CHARITABLE FOUNDATION

FORM AND CONTENT OF APPLICATIONS

WRITTEN APPLICATION: INDICATING THE PURPOSE FOR AND THE USE OF FUNDS

ANY SUBMISSION DEADLINES

NONE

RESTRICTIONS AND LIMITATIONS ON AWARDSORGANIZATIONS THAT ARE EXEMPT UNDER IRC SECTION 501(C)(3) AND THAT OPERATE
IN THE
ROCHESTER, NY AREA

FORM 990-PF

GRANTS AND CONTRIBUTIONS
PAID DURING THE YEAR

STATEMENT 12

RECIPIENT NAME AND ADDRESS	RECIPIENT RELATIONSHIP AND PURPOSE OF GRANT	RECIPIENT STATUS	AMOUNT
ALTERNATIVES FOR BATTERED WOMEN OF ROCHESTER & MONROE COUNTY P.O. BOX 39641 ROCHESTER, NY 14601	NONE OPERATING FUNDS FOR SUMMER PROGRAM	PUBLIC CHARITY	18,000.
ASBURY FIRST UNITED METHODIST CHURCH 1050 EAST AVENUE ROCHESTER, NY 14607	NONE GRANT: BICYCLE MINISTRY PROGRAM	PUBLIC CHARITY	5,179.
BETHANY HOUSE, INC 169 ST BRIDGETS DRIVE ROCHESTER, NY 14605	NONE GRANT: FOOD CUPBOARD OPERATIONS	PUBLIC CHARITY	3,000.
CAMERON COMMUNITY MINISTRIES 48 CAMERON STREET ROCHESTER, NY 14606	NONE GRANT: FOOD CUPBOARD OPERATIONS	PUBLIC CHARITY	3,000.
CAMP DAYDREAMS INC 205 GROSVENOR ROAD ROCHESTER, NY 14610	NONE GRANT: RENT CAMP CUTLER	PUBLIC CHARITY	6,800.
CENTER FOR YOUTH SERVICES, INC 905 MONROE AVENUE ROCHESTER, NY 14620	NONE GRANT: ARTS PROGRAM AT ROCHESTER CITY SCHOOL #28	PUBLIC CHARITY	25,000.
CHRISTIAN ENTERPRISE INC P.O. BOX 17220 ROCHESTER, NY 14617	NONE GRANT: FOOD PANTY OPERATIONS	PUBLIC CHARITY	3,000.
COMMUNITY FOOD CUPBOARD OF ROCHESTER 253 NORTH CLINTON AVENUE ROCHESTER, NY 14605	NONE GRANT: FOOD CUPBOARD OPERATIONS	PUBLIC CHARITY	3,000.

GLOVER-CRASK CHARITABLE TRUST 321002960			16-6478709
CHRIST EPISCOPAL CHURCH 141 EAST AVENUE ROCHESTER, NY 14607	NONE GRANT : FOOD CUPBOARD OPERATIONS	PUBLIC CHARITY	2,000.
CHRIST EPISCOPAL CHURCH 141 EAST AVENUE ROCHESTER, NY 14607	NONE GRANT: A MEAL AND MORE	PUBLIC CHARITY	1,000.
CATHOLIC FAMILY CENTER OF THE DIOCESE OF ROCHESTER 87 NORTH CLINTON AVENUE ROCHESTER, NY 14604	NONE GRANT: HOMELESS AND HOUSING SERVICES	PUBLIC CHARITY	15,000.
DIMITRI HOUSE 102 NORTH UNION STREET ROCHESTER, NY 14607	NONE GRANT: FOOD CUPBOARD OPERATIONS	PUBLIC CHARITY	3,000.
GIRL SCOUTS OF THE USA 1020 JOHN STREET W HENRIETTA, NY 14586	NONE GRANT: GROW IN PEACE	PUBLIC CHARITY	13,500.
GRACE UNITED METHODIST CHURCH 121 DRIVING PARK AVENUE ROCHESTER, NY 14613	NONE GRANT: FOOD CUPBOARD OPERATIONS	PUBLIC CHARITY	3,000.
GREATER ROCHESTER COMMUNITY OF CHURCHES 2 RIVERSIDE STREET ROCHESTER, NY 14613	NONE GRANT : CREDIT UNION FINANCIAL EDUCATION PROGRAMS	PUBLIC CHARITY	10,000.
GREECE ECUMENICAL FOOD SHELF 500 MAIDEN LANE ROCHESTER, NY 14616	NONE GRANT; FOOD CUPBOARD OPERATIONS	PUBLIC CHARITY	3,000.
HEARING AND SPEECH CENTER OF ROCHESTER, INC 1000 ELMWOOD AVENUE ROCHESTER, NY 14620	NONE GRANT : SUMMER SPEECH PROGRAM	PUBLIC CHARITY	15,000.
HOPE HALL 1621 BUFFALO ROAD ROCHESTER, NY 14624	NONE GRANT : SUMMER CAMP PROGRAM	PUBLIC CHARITY	10,000.

GLOVER-CRASK CHARITABLE TRUST 321002960			16-6478709
HOPE HALL 1621 BUFFALO ROAD ROCHESTER, NY 14624	NONE GRANT: COMPUTERS	PUBLIC CHARITY	5,000.
JUNIOR ACHIEVEMENT OF THE ROCHESTER NY AREA 259 MONROE AVENUE S 108 ROCHESTER, NY 14607	NONE GRANT : OFFER JUNIOR ACHIEVEMENT IN ROCHESTER CITY SCHOOLA	PUBLIC CHARITY	8,000.
KEUKA COLLEGE 121 CENTRAL AVENUE KEUKA PARK, NY 14478	NONE GRANT : COMPUTERS	PUBLIC CHARITY	10,000.
LIMA FOOD PANTRY 7329 EAST MAIN STREET LIMA, NY 14485	NONE GRANT : FOOD PANTRY OPERATIONS	PUBLIC CHARITY	4,000.
MARY M GOOLEY HEMOPHILIA CENTER 1415 PORTLAND AVENUE, SUITE 425 ROCHESTER, NY 14621	NONE GRANT: REACHING OUT - FOR CHILDREN WITH HEMOPHILIA	PUBLIC CHARITY	12,000.
MERCY FLIGHT CENTRAL 2420 BRICKYARD ROAD CANANDAIGUA, NY 14424	NONE OPERATING FUNDS	PUBLIC CHARITY	125,000.
MONROE COMMUNITY COLLEGE FOUNDATION 228 EAST MAIN STREET 5032 ROCHESTER, NY 14604	NONE GRANT : URBAN SUMMER CAMP PROGRAM	PUBLIC CHARITY	25,000.
OPEN DOOR MISSION, INC 156 PLYMOUTH AVENUE NORTH ROCHESTER, NY 14614	NONE GRANT: FOOD CUPBOARD OPERATIONS	PUBLIC CHARITY	3,000.
PENFIELD ECUMENICAL FOOD SHELF, C/O FIRST BAPTIST CHURCH 162 PENFIELD ROAD PENFIELD, NY 14525	NONE GRANT : FOOD CUPBOARD OPERATIONS	PUBLIC CHARITY	3,000.
PITTSFORD FOOD CUPBOARD, INC C/O ST. LOUIS CHURCH 64 SOUTH MAIN STREET PITTSFORD, NY 14534	NONE GRANT : FOOD CUPBOARD OPERATIONS	PUBLIC CHARITY	3,000.

ROCHESTER AREA COMMUNITY FOUNDATION 500 EAST AVENUE ROCHESTER, NY 14607	NONE GRANT: OFF THE STREETS AND ON TO LIFE PROGRAM FUND	PUBLIC CHARITY	10,000.
ROCHESTER AREA COMMUNITY FOUNDATION- CHILDRENS AGENDA 500 EAST AVENUE ROCHESTER, NY 14607	NONE OPERATING FUNDS	PUBLIC CHARITY	15,000.
ROCHESTER CHILDFIRST NETWORK 941 SOUTH AVENUE ROCHESTER, NY 14620	NONE GRANT : URBAN SUMMER CAMP PROGRAM	PUBLIC CHARITY	13,000.
ROCHESTER FAMILY MISSION 348 TREMONT STREET ROCHESTER, NY 14608	NONE GRANT: FOOD CUPBOARD OPERATIONS	PUBLIC CHARITY	3,000.
ROCHESTER MUSEUM AND SCIENCE CENTER 657 EAST AVENUE ROCHESTER, NY 14607	NONE GRANT: COMMUNITY ADMISSION TO MUSEUM	PUBLIC CHARITY	15,000.
ROCHESTER PHILHARMONIC ORCHESTRA INC 108 EAST AVENUE ROCHESTER, NY 14604	NONE GRANT: 2009-2010 PRIMARY ENSAMBLES AND CONCERTS	PUBLIC CHARITY	10,000.
SAINT ANDREWS CATHOLIC CHURCH 890 PORTLAND AVENUE ROCHESTER, NY 14621	NONE GRANT : FOOD CUPBOARD OPERATIONS	PUBLIC CHARITY	3,000.
SAINT JOHN FISHER COLLEGE 3690 EAST AVENUE ROCHESTER, NY 14618	NONE GRANT : PATIENT SIMULATOR FOR NURSING SCHOOL	PUBLIC CHARITY	49,100.
SAINT JOSEPHS VILLA 3300 DEWEY AVENUE ROCHESTER, NY 14616	NONE GRANT: FACES	PUBLIC CHARITY	5,180.
ST PAULS EVANGELICAL LUTHERAN CHURCH 28 LINCOLN AVENUE PITTSFORD, NY 14534	NONE GRANT: EASTERN SERVICE WORKERS BUILDING RENOVATION	PUBLIC CHARITY	110,000.

SALEM UNITED CHURCH OF CHRIST 60 BITTNER STREET ROCHESTER, NY 14604	NONE GRANT : FOOD CUPBOARD OPERATIONS	PUBLIC CHARITY	3,000.
SENECA ZOOLOGICAL SOCIETY 2222 ST PAUL STREET ROCHESTER, NY 14621	NONE GRANT : ZOO ADMISSION FOR HOPE HOUSE RESIDENTS	PUBLIC CHARITY	135.
SENECA ZOOLOGICAL SOCIETY 2222 ST PAUL STREET ROCHESTER, NY 14621	NONE GRANT : CRATER CAMP DIG ZONE EXHIBIT	PUBLIC CHARITY	25,000.
SISTERS OF ST JOSEPH 150 FRENCH ROAD ROCHESTER, NY 14618	NONE GRANT: FOOD CUPBOARD OPERATIONS - ST MARTINS FOOD CUPBOARD	PUBLIC CHARITY	3,000.
SOJOURNER HOUSE 30 MILBANK STREET ROCHESTER, NY 14619	NONE OPERATING FUNDS	PUBLIC CHARITY	15,000.
THIRD PRESYTERIAN CHURCH 4 MEIGS STREET ROCHESTER, NY 14607	NONE GRANT : FOOD PANTRY OPERATIONS	PUBLIC CHARITY	3,000.
UNIVERSITY OF ROCHESTER : SCHOOL OF MEDICINE 1325 MOUNT HOPE AVENUE S 260 ROCHESTER, NY 14620	NONE GRANT: LABORATORY MAIKEN NEDERGAARD DMC	PUBLIC CHARITY	50,000.
UNIVERSITY OF ROCHESTER : EASTMAN SCHOOL OF MUSIC 1325 MOUNT HOPE AVENUE S 260 ROCHESTER, NY 14620	NONE GRANT: THEATRE RENOVATION AND EXPANSION	PUBLIC CHARITY	10,000.
ISAIAH HOUSE INC 71 PRINCE STREET ROCHESTER, NY 14605	NONE GRANT: FURNACE FOR HOUSE	PUBLIC CHARITY	4,197.
ST JOHNS HOME FOUNDATION INC 150 HIGHLAND AVENUE ROCHESTER, NY 14620	NONE GRANT; COMPUTERS FOR PUBLIC ROOM	PUBLIC CHARITY	7,000.

UNIVERSITY OF ROCHESTER : SCHOOL OF MEDICINE 1325 MOUNT HOPE AVENUE S 260 ROCHESTER, NY 14620	NONE GRANT: CHILDRENS PRIMARY CARE OUTREACH PROGRAM	PUBLIC CHARITY	10,000.
WILSON COMMENCEMENT PARK 251 JOSEPH AVENUE ROCHESTER, NY 14605	NONE GRANT: COMMUNIVERSITY LIFE SKILLS ACADEMY	PUBLIC CHARITY	5,000.
YOUNG AUDIENCES INC- ROCHESTER CHAPTER 400 ANDREWS STREET SUITE 400 ROCHESTER, NY 14604	NONE GRANT: PROJECTS ARTS	PUBLIC CHARITY	10,000.
SOUTHEAST ECUMENICAL MINISTRIES 25 WESTMINISTER ROAD ROCHESTER, NY 14610	NONE GRANT : FOOD CUPBOARD OPERATIONS	PUBLIC CHARITY	3,000.
SOUTH WEST ECUMENICAL MINISTRIES 350 CHILI ROAD ROCHESTER, NY 14611	NONE GRANT : FOOD CUPBOARD OPERATIONS	PUBLIC CHARITY	3,000.

TOTAL TO FORM 990-PF, PART XV, LINE 3A

725,091.

Account Summary

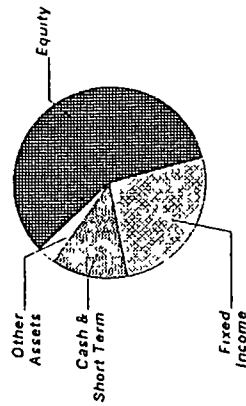
PRINCIPAL

Asset Allocation	Beginning Market Value	Ending Market Value	Change In Value	Estimated Annual Income	Current Allocation
Equity	7,878,888.44	7,951,837.36	72,948.92	141,767.62	60%
Cash & Short Term	1,217,341.22	1,630,514.22	413,173.00	45,843.36	13%
Fixed Income	3,812,466.69	3,357,176.73	(455,289.96)	158,824.69	26%
Other Assets	1.00	1.00	0.00		1%
Market Value	\$12,908,697.35	\$12,939,529.31	\$30,831.96		100%

INCOME

Cash Position	Beginning Market Value	Ending Market Value	Change In Value
Cash Balance	147,640.18	178,679.37	31,039.19
Accruals	49,181.96	41,641.51	(7,540.45)
Market Value	\$196,822.14	\$220,320.88	\$23,498.74

Asset Allocation



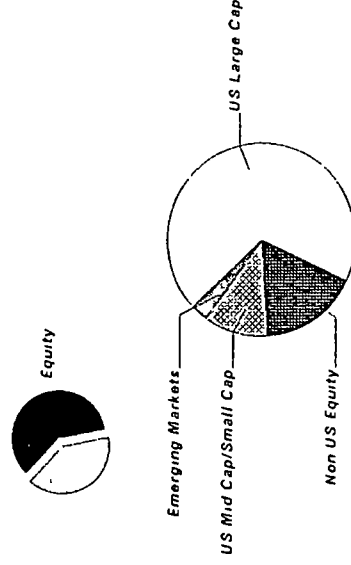
J.P.Morgan

GLOVER-CRASK CHARITABLE TR ACCT. R54153003
For the Period 12/1/09 to 12/31/09

Equity Summary

Asset Categories	Beginning Market Value	Ending Market Value	Change in Value	Current Allocation
US Large Cap	5,578,252 60	5,618,725 26	40,472 66	42%
US Mid Cap/Small Cap	817,891 24	839,984 66	22,093 42	6%
Non US Equity	1,364,575 12	1,370,349 35	5,774 23	11%
Emerging Markets	118,169 48	122,778 09	4,608 61	1%
Total Value	\$7,878,888.44	\$7,951,837.36	\$72,948.92	60%

Asset Categories



Market Value/Cost	Current Period Value
Market Value	7,951,837 36
Tax Cost	8,086,749 94
Unrealized Gain/Loss	(134,912 58)
Estimated Annual Income	141,767 62
Accrued Dividends	6,658 02
Yield	1.78%

Equity Detail

	Quantity	Price	Market Value	Tax Cost	Unrealized Gain/Loss	Estimated Annual Income		Yield
						Accrued Dividends		
US Large Cap								
ALLSTATE CORP 020002-10-1 ALL	2,000 000	30 04	60,080 00	81,900 20	(21,820 20)	1,600 00 400 00		2 66%
ALTRIA GROUP INC 02209S-10-3 MO	2,500 000	19 63,	49,075 00	23,646 58	25,428 42	3,400 00 850 00		6 93%
AMERICAN EXPRESS CO 025816-10-9 AXP	3,000 000	40 52	121,560 00	124,220 01	(2,660 01)	2,160 00		1 78%
BANK OF AMERICA CORP 060505-10-4 BAC	5,000 000	15 06	75,300 00	203,653 70	(128,353 70)	200 00		0 27%
BOEING CO 097023-10-5 BA	200 000	54 13	10,826 00	18,189 76	(7,363 76)	336 00		3 10%
CHEVRON CORP 166764-10-0 CVX	3,350 000	76 99	257,916 50	122,274 50	135,642 00	9,112 00		3 53%
CISCO SYSTEMS INC 17275R-10-2 CSCO	4,400 000	23 94	105,336 00	65,806 60	39,529 40			
CITIGROUP INC 172967-10-1 C	6,400 000	3 31	21,184 00	269,712 97	(248,528 97)			
COCA COLA CO 191216-10-0 KO	1,800 000	57 00	102,600 00	81,335 00	21,265 00	2,952 00		2 88%
COMCAST CORPORATION SPL A + 20030N-20-0 CMCS K	1,600 000	16 01	25,616 00	25,318 03	297 97	604 80		2 36%

GLOVER-CRASK CHARITABLE TR ACCT R54153003
For the Period 12/1/09 to 12/31/09

	Quantity	Price	Market Value	Tax Cost	Unrealized Gain/Loss	Estimated Annual Income		Yield
						Accrued Dividends		
US Large Cap								
CONOCOPHILLIPS 20825C-10-4 COP	2,500 000	51 07	127,675 00	81,963 50	45,711 50	5,000 00		3 92 %
CORNING INC 219350-10-5 GLW	1,800 000	19 31	34,758 00	39,270 00	(4,512 00)	360 00		1 04 %
CVS/CAREMARK CORPORATION 126650-10-0 CVS	2,500 000	32 21	80,525 00	30,154 70	50,370 30	762 50		0 95 %
EL PASO CORP 28336L-10-9 EP	3,000 000	9 83	29,490 00	20,736 70	8,753 30	120 00	30 00	0 41 %
EXXON MOBIL CORP 30231G-10-2 XOM	2,200 000	68 19	150,018 00	143,652 30	6,365 70	3,696 00		2 46 %
FPL GROUP INC 302571-10-4 FPL	650 000	52 82	34,333 00	27,114 10	7,218 90	1,228 50		3 58 %
GENERAL ELECTRIC CO 369604-10-3 GE	6,000 000	15 13	90,780 00	181,051 69	(90,271 69)	2,400 00	600 00	2 64 %
GOLDMAN SACHS GROUP INC 38141G-10-4 GS	600 000	168 84	101,304 00	67,332 00	33,972 00	840 00		0 83 %
HEWLETT-PACKARD CO 428236-10-3 HPQ	5,800 000	51 51	298,758 00	126,266 19	172,491 81	1,856 00	464 00	0 62 %
INTEL CORP 458140-10-0 INTC	3,000 000	20 40	61,200 00	79,019 95	(17,819 95)	1,680 00		2 75 %
INTERNATIONAL BUSINESS MACHINES CORP 459200-10-1 IBM	1,600 000	130 90	209,440 00	122,813 00	86,627 00	3,520 00		1 68 %
ISHARES RUSSELL 1000 GROWTH INDEX FUND 464287-61-4 IWF	3,385 000	49 85	168,742 25	197,561 22	(28,818 97)	2,687 69		1 59 %

CLOVER-CRASK CHARITABLE TR ACCT R54153003
For the Period 12/1/09 to 12/31/09

	Quantity	Price	Market Value	Tax Cost	Unrealized Gain/Loss	Estimated Annual Income		Yield
						Accrued Dividends		
US Large Cap								
JOHNSON & JOHNSON 478160-10-4 JNJ	3,200 000	64 41	206,112 00	161,377 90	44,734 10	6,272 00		3 04 %
JOHNSON CONTROLS INC 478366-10-7 JCI	600 000	27 24	16,344 00	16,754 00	(410 00)	312 00	78 00	1 91 %
JPMORGAN INTREPID AMERICA FUND SELECT SHARE CLASS FUND 1206 4812A2-10-8 JPIA X	30,023 995	20 31	609,787 34	746,009 42	(136,222 08)	9,397 51		1 54 %
JPMORGAN INTREPID GROWTH FUND SELECT SHARE CLASS FUND 1202 4812A2-20-7 JPGS X	15,016 344	19 68	295,521 65	322,000 00	(26,478 35)	2,537 76		0 86 %
JPMORGAN LARGE CAP GROWTH FUND SELECT SHARE CLASS FUND 3118 4812C0-53-0 SEEG X	851 582	17 01	14,485 41	14,000 00	485 41	97 93		0 68 %
JPMORGAN US LARGE CAP CORE PLUS FUND SELECT FUND 1002 4812A2-38-9 JLPS X	3,072 871	18 18	55,864 79	55,000 00	864 80	1,032 48		1 85 %
KRAFT FOODS INC A 50075N-10-4 KFT	1,730 000	27 18	47,021 40	25,953 57	21,067 83	2,006 80	501 70	4 27 %
MARATHON OIL CORP 565849-10-6 MRO	1,000 000	31 22	31,220 00	36,445 00	(5,225 00)	960 00		3 07 %
MC DONALDS CORP 580135-10-1 MCD	2,900 000	62 44	181,076 00	66,009 76	115,066 24	6,380 00		3 52 %

CLOVER-CRASK CHARITABLE TR ACCT R54153003
For the Period 12/1/09 to 12/31/09

	Quantity	Price	Market Value	Tax Cost	Unrealized Gain/Loss	Estimated Annual Income		Yield
						Accrued Dividends		
US Large Cap								
QUALCOMM INC 747525-10-3 QCOM	2,500 000	46.26	115,650.00	104,652.90	10,997.10	1,700.00		1.47%
RAYTHEON CO 755111-50-7 RTN	1,800 000	51.52	92,736.00	64,501.00	28,235.00	2,232.00	558.00	2.41%
SAFEWAY INC 786514-20-8 SWY	2,200 000	21.29	46,838.00	49,501.00	(2,663.00)	880.00	220.00	1.88%
SPDR TRUST SERIES 1 78462F-10-3 SPY	375 000	111.44	41,790.00	48,071.24	(6,281.24)	885.37	221.32	2.12%
THORNBURG VALUE FUND FD CL I 885215-63-2 TVIF X	5,047 860	31.58	159,411.42	183,000.00	(23,588.58)	2,574.40		1.61%
UNITED TECHNOLOGIES CORP 913017-10-9 UTX	1,800 000	69.41	124,938.00	85,948.99	38,989.01	2,772.00		2.22%
US BANCORP DEL 902973-30-4 USB	1,350 000	22.51	30,388.50	40,044.60	(9,656.10)	270.00	67.50	0.89%
VERIZON COMMUNICATIONS INC 92343V-10-4 VZ	3,200 000	33.13	106,016.00	109,465.09	(3,449.09)	6,080.00		5.73%
WAL MART STORES INC 931142-10-3 WMT	1,000 000	53.45	53,450.00	46,705.05	6,744.95	1,090.00	272.50	2.04%
WELLS FARGO & CO 949746-10-1 WFC	5,600 000	26.99	151,144.00	188,761.00	(37,617.00)	1,120.00		0.74%
Total US Large Cap			\$5,618,725.26	\$5,291,062.46	\$327,662.81	\$118,183.74	\$6,658.02	2.10%

GLOVER-CRASK CHARITABLE TR ACCT R54153003
For the Period 12/1/09 to 12/31/09

	Quantity	Price	Market Value	Tax Cost	Unrealized Gain/Loss	Estimated Annual Income Accrued Dividends	Yield
US Mid Cap/Small Cap							
ISHARES RUSSELL MIDCAP INDEX FUND 464287-49-9 IWR	2,325 000	82 51	191,835 75	156,550 96	35,284 79	3,789 75	1 98%
JPMORGAN MULTI-CAP MARKET NEUTRAL FUND SELECT SHARE CLASS FUND 2023 4812C1-67-8 OGNI X	18,716 813	10 11	189,226 98	208,359 23	(19,132 25)	2,189 86	1 16%
JPMORGAN SMALL CAP CORE FUND SELECT SHARE CLASS FUND 690 4812A1-23-3 VSSC X	3,624 653	28 74	104,172 53	160,000 00	(55,827 47)	1,120 01	1 08%
JPMORGAN SMALL CAP EQUITY FUND SELECT CLASS FUND 367 4812A1-37-3 VSEI X	1,877 981	30 02	56,376 99	57,000 00	(623 01)	400 00	0 71%
JPMORGAN TRI HIGHBRIDGE STATISTICAL MARKET NEUTRAL FUND SELECT SHARES FUND # 1011 4812A2-43-9 HSKS X	14,914 281	15 74	234,750 78	243,277 29	(8,526 51)	492 17	0 21%
JPMORGAN US REAL ESTATE FUND SELECT SHARE CLASS FUND 3037 4812C0-61-3 SUIE X	5,210 617	12 21	63,621 63	117,000 00	(53,378 37)	3,876 69	6 09%
Total US Mid Cap/Small Cap			\$839,984.66	\$942,187.48	(\$102,202.82)	\$11,868.48	1.41%

J.P.Morgan

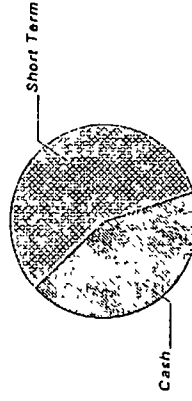
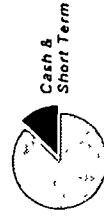
GLOVER-CRASK CHARITABLE TR ACCT. R54153003 For the Period 12/1/09 to 12/31/09

	Quantity	Price	Market Value	Tax Cost	Unrealized Gain/Loss	Estimated Annual Income		Yield
						Accrued Dividends		
Non US Equity								
DODGE & COX INTERNATIONAL STOCK 256206-10-3 DODF X	15,128 989	31 85	481,858 30	714,000 00	(232,141 70)	6,596 23		1 37%
JPMORGAN ASIA EQUITY FUND SELECT SHARE CLASS FUND 1134 4812A0-70-6 JPAS X	4,620 339	31 20	144,154 58	156,500 00	(12,345 43)	531 33		0 37%
JPMORGAN INTERNATIONAL EQUITY INDEX FUND SELECT SHARE CLASS FUND 3132 4812C1-87-6 OIEA X	29,192 204	18 46	538,888 09	700,000 00	(161,111 91)	3,094 37		0 57%
MANNING & NAPIER FUND INC WORLD OPPORTUNITIES SERIES FUND 563821-54-5 EXWA X	6,218 905	8 12	50,497 51	50,000 00	497 51	366 91		0 73%
MATTHEWS PACIFIC TIGER FUND -CL I 577130-10-7 MAPT X	2,386 002	19 23	45,882 82	45,000 00	882 82	348 35		0 76%
NUVEEN NWQ VALUE OPPORTUNITIES FUND 67064Y-63-6 NVOR X	3,664 921	29 76	109,068 05	105,000 00	4,068 05	417 80		0 38%
Total Non US Equity			\$1,370,349.35	\$1,770,500.00	(\$400,150.66)	\$11,354.99		0.83%
Emerging Markets								
JPMORGAN EMERGING MARKETS EQUITY SELECT SHARE CLASS FUND 1235 4812A0-62-3 JEMS X	5,908 474	20 78	122,778 09	83,000 00	39,778 09	360 41		0 29%

Cash & Short Term Summary

Asset Categories	Beginning Market Value	Ending Market Value	Change In Value	Current Allocation
Cash	702,806 22	702,806 22	0 00	5%
Short Term	514,535 00	927,708 00	413,173 00	8%
Total Value	\$1,217,341.22	\$1,630,514.22	\$413,173.00	13%

Asset Categories



Market Value/Cost	Current Period Value
Market Value	1,630,514 22
Tax Cost	1,615,192 72
Unrealized Gain/Loss	15,321 50
Estimated Annual Income	45,843 36
Accrued Interest	8,799 80
Yield	0 34 %

J.P.Morgan

GLOVER-CRASK CHARITABLE TR ACCT R54153003
For the Period 12/1/09 to 12/31/09

Cash & Short Term Summary CONTINUED

SUMMARY BY MATURITY

Short Term	Market Value
Less than 3 months	201,812 00
6-12 months	725,896 00
Total Value	\$927,708.00

SUMMARY BY TYPE

Short Term	Market Value	% of Bond Portfolio
Corporate Bonds	415,752 00	45%
Government and Agency Bonds	511,956 00	55%
Total Value	\$927,708.00	100%

GLOVER-CRASK CHARITABLE TR ACCT R54153003
For the Period 12/1/09 to 12/31/09

Note ¹ This is the Annual Percentage Yield (APY) which is the rate earned if balances remain on deposit for a full year with compounding, there is no change in the interest rate and all interest is left in the account

Cash & Short Term Detail

	Quantity	Price	Market Value	Tax Cost Adjusted Original	Unrealized Gain/Loss	Estimated Annual Income Accrued Interest	Yield
Cash							
US DOLLAR PRINCIPAL	702,806 22	1 00	702,806 22	702,806 22		843 36	0 12 %
Short Term							
FEDERAL HOME LOAN BANK							
5% MAR 12 2010	200,000 00	100 91	201,812 00	208,600 00	(6,788 00)	10,000 00	0 40 %
DTD 02/05/2007						3,027 60	
3133XJ-US-5 AAA /AAA							
U S A NOTES							
5 3/4% AUG 15 2010 DTD 8/15/2000	200,000 00	103 33	206,664 00	209,296 88	(2,632 88)	11,500 00	0 41 %
912827-6J-6 AAA /AAA						4,343 60	
U S A NOTES							
4 1/2% NOV 15 2010	100,000 00	103 48	103,480 00	100,699 22	2,780 78	4,500 00	0 50 %
DTD 11/15/2005						584 20	
912828-EM-8 AAA /AAA							
FANNIE MAE							
NOTES 4 3/4% DEC 15 2010	400,000 00	103 94	415,752 00	393,790 40	21,961 60	19,000 00	0 61 %
DTD 11/23/2005						844 40	
31359M-ZL-0 AAA /AAA							
Total Short Term			\$927,708.00	\$912,386.50	\$15,321 50	\$45,000.00	0.51 %
						\$8,799.80	

Fixed Income Summary

Asset Categories	Beginning Market Value	Ending Market Value	Change In Value	Current Allocation
US Fixed Income - Taxable	3,812,466 69	3,357,176 73	(455,289 96)	26%

Asset Categories



Market Value/Cost	Current Period Value
Market Value	3,357,176 73
Tax Cost	3,344,302 71
Unrealized Gain/Loss	12,874 02
Estimated Annual Income	158,824 69
Accrued Interest	26,183 69
Yield	3 94%

Fixed Income Summary CONTINUED**SUMMARY BY MATURITY**

Fixed Income	Market Value	% of Bond Portfolio
Less than 5 years ¹	3,248,887.73	97%
5-10 years ¹	108,289.00	3%
Total Value	\$3,357,176.73	100%

SUMMARY BY TYPE

Fixed Income	Market Value	% of Bond Portfolio
Corporate Bonds	334,816.00	10%
Government and Agency Bonds	1,046,694.00	31%
Mortgage and Asset Backed Bonds	81,656.25	2%
Mutual Funds	1,894,010.48	57%
Total Value	\$3,357,176.73	100%

¹The years indicate the number of years until the bond is scheduled to mature based on the statement end date. Some bonds may be called, or paid in full, before their stated maturity.

J.P.Morgan

GLOVER-CRASK CHARITABLE TR ACCT R54153003
For the Period 12/1/09 to 12/31/09

Fixed Income Detail

	Quantity	Price	Market Value	Tax Cost		Unrealized Gain/Loss	Estimated Annual Income		Yield
				Adjusted	Original		Accrued Interest		
US Fixed Income - Taxable									
ISHARES BARCLAYS TIPS BOND FUND 464287-17-6	3,270,000	103.90	339,753.00	328,696.24		11,056.76	13,217.34		3.89%
FIDELITY ADVISOR HIGH INCOME ADVANTAGE FUND 315807-87-5	23,247,379	8.60	199,927.46	217,000.00		(17,072.54)	10,903.02		5.45%
JPMORGAN CORE BOND FUND SELECT SHARE CLASS FUND 3720 30-Day Annualized Yield 4.35% 4812C0-38-1	25,841,189	11.10	286,837.20	279,310.24		7,526.96	14,496.90 1,111.17		5.05%
JPMORGAN HIGH YIELD BOND FUND SELECT CLASS FUND 3580 30-Day Annualized Yield 7.59% 4812C0-80-3	16,914,750	7.74	130,920.17	125,000.00		5,920.17	11,214.47 1,099.46		8.57%
JPMORGAN SHORT DURATION BOND FUND SELECT CLASS FUND 3133 30-Day Annualized Yield 2.04% 4812C1-33-0	51,779,261	10.85	561,804.98	555,000.00		6,804.98	15,999.79 1,190.92		2.85%
VANGUARD FIXED INCOME SECS F INTR TRM CP PT (FUND 71) 922031-88-5	38,957,138	9.62	374,767.67	360,000.00		14,767.67	18,699.42		4.99%

CLOVER-CRASK CHARITABLE TR ACCT. R54153003
For the Period 12/1/09 to 12/31/09

US Fixed Income - Taxable									
	Quantity	Price	Market Value	Tax Cost		Unrealized Gain/Loss	Estimated Annual Income		Yield
				Adjusted	Original		Accrued Interest		
TARGET CORP NOTES 6 35% JAN 15 2011 DTD 1/10/2001 87612E-AC-0 A+ /A2	200,000 000	105 60	211,192 00	199,200 00		11,992 00	12,700 00 5,856 00	0 92%	
U S A TREASURY NOTES 5% FEB 15 2011 DTD 2/15/2001 912827-6T-4 AAA /AAA	100,000 000	104 80	104,801 00	103,980 47		820 53	5,000 00 1,888 50	0 71%	
FEDERAL NATIONAL MORTGAGE ASSN NOTS 6% MAY 15 2011 DTD 5/26/2001 31359M-JH-7 AAA /AAA	200,000 000	107 06	214,126 00	207,717 40		6,408 60	12,000 00 1,533 20	0 81%	
FREDDIE MAC NOTES 5 3/4% JAN 15 2012 DTD 1/14/2002 3134A4-JT-2 AAA /AAA	75,000 000	108 88	81,656 25	78,554 40		3,101 85	4,312 50 1,988 47	1 32%	
LEHMAN BROTHERS HOLDINGS MEDIUM TERM SR NOTES 5 1/4% FEB 6 2012 DTD 1/12/2007 IN DEFAULT 52517P-R6-0 NR /WR	100,000 000	19 50	19,500 00	98,732 00		(79,232 00)	5,250 00 2,114 50	111 37%	
FANNIE MAE NOTES 4 3/8% SEP 15 2012 DTD 9/23/2002 31359M-PF-4 AAA /AAA	175,000 000	107 09	187,414 50	182,664 47		4,750 03	7,656 25 2,254 17	1 68%	
FANNIE MAE 4 3/8% MAR 15 2013 DTD 3/28/2003 31359M-RG-0 AAA /AAA	150,000 000	107 47	161,203 50	155,803 05		5,400 45	6,562 50 1,932 15	1 96%	

J.P.Morgan

GLOVER-CRASK CHARITABLE TR ACCT. R54153003
For the Period 12/1/09 to 12/31/09

	Quantity	Price	Market Value	Tax Cost		Unrealized Gain/Loss	Estimated Annual Income		Yield
				Adjusted Original			Accrued Interest		
US Fixed Income - Taxable									
HSBC FINANCE CORPORATION NOTES 4 3/4% JUL 15 2013 DTD 7/21/2003 441812-KD-5 A /A3	100,000 000	104 12	104,124 00	97,850 00		6,274 00	4,750 00 2,190 20		3 50%
FANNIE MAE NOTES 4 5/8% OCT 15 2014 DTD 9/17/2004 31359M-WJ-8 AAA /AAA	250,000 000	108 34	270,860 00	254,271 00		16,589 00	11,562 50 2,440 75		2 75%
U S A NOTES 4 1/2% NOV 15 2015 DTD 11/15/2005 912828-EN-6 AAA /AAA	100,000 000	108 29	108,289 00	100,523 44		7,765 56	4,500 00 584 20		2 95%
Total US Fixed Income - Taxable				\$3,357,176.73	\$3,344,302.71	\$12,874.02	\$158,824 69 \$26,183.69		3 94%

J.P.Morgan

GLOVER-CRASK CHARITABLE TR ACCT R54153003
For the Period 12/1/09 to 12/31/09

Other Assets Summary

Asset Categories	Asset Categories			
	Beginning Estimated Value	Ending Estimated Value	Change In Value	Current Allocation
Other	1 00	1 00	0 00	1%



Other Assets Detail

Other	Quantity	Price	Estimated Value	Cost	Estimated Gain/Loss
IRS RULING - IS A PRIVATE FOUNDATION 990015-87-7	1 000	100 00	1 00		N/A