See a Social Security Number? Say Something!
Report Privacy Problems to https://public.resource.org/privacy
Or call the IRS Identity Theft Hotline at 1-800-908-4490

P10544008 11/15/2010 11 33 AM

Form **990-PF**

Department of the Treasury
Internal Revenue Service

Return of Private Foundation
or Section 4947(a)(1) Nonexempt Charitable Trust Treated as a Private Foundation

Note. The foundation may be able to use a copy of this return to satisfy state reporting requirements

OMB No 1545-0052

2009

For calendar year 2009, or tax year beginning , and ending

G Check all that apply ☐ Initial return ☐ Initial return of a former public charity ☐ Final return
☐ Amended return ☐ Address change ☐ Name change

Use the IRS label. Otherwise, print or type. See Specific Instructions.

Name of foundation
BOOTH FERRIS FOUNDATION
C/O J.P. MORGAN SERVICES INC

Number and street (or P O box number if mail is not delivered to street address) | Room/suite
P.O. BOX 6089

City or town, state, and ZIP code
NEWARK DE 19714-6089

A Employer identification number
13-6170340

B Telephone number (see page 10 of the instructions)
212-464-2487

C If exemption application is pending, check here ▶ ☐
D 1. Foreign organizations, check here ▶ ☐
2. Foreign organizations meeting the 85% test, check here and attach computation ▶ ☐
E If private foundation status was terminated under section 507(b)(1)(A), check here ▶ ☐
F If the foundation is in a 60-month termination under section 507(b)(1)(B), check here ▶ ☐

H Check type of organization ☒ Section 501(c)(3) exempt private foundation
☐ Section 4947(a)(1) nonexempt charitable trust ☐ Other taxable private foundation

I Fair market value of all assets at end of year (from Part II, col (c), line 16) ▶ $ 195,578,487

J Accounting method ☒ Cash ☐ Accrual
☐ Other (specify)
(Part I, column (d) must be on cash basis)

Part I Analysis of Revenue and Expenses (The total of amounts in columns (b), (c), and (d) may not necessarily equal the amounts in column (a) (see page 11 of the instructions))

			(a) Revenue and expenses per books	(b) Net investment income	(c) Adjusted net income	(d) Disbursements for charitable purposes (cash basis only)
Revenue	1	Contributions, gifts, grants, etc , received (attach schedule)	168,873			
	2	Check ▶ ☐ if the foundation is **not** required to attach Sch B				
	3	Interest on savings and temporary cash investments				
	4	Dividends and interest from securities	3,951,281	3,944,012		
	5a	Gross rents				
	b	Net rental income or (loss)				
	6a	Net gain or (loss) from sale of assets not on line 10	-15,547,797			
	b	Gross sales price for all assets on line 6a 319,456,999				
	7	Capital gain net income (from Part IV, line 2)		0		
	8	Net short-term capital gain			0	
	9	Income modifications				
	10a	Gross sales less returns & allowances				
	b	Less Cost of goods sold				
	c	Gross profit or (loss) (attach schedule)				
	11	Other income (attach schedule) STMT 1	-30,079	-30,079		
	12	**Total.** Add lines 1 through 11	-11,457,722	3,913,933	0	
Operating and Administrative Expenses	13	Compensation of officers, directors, trustees, etc	948,110	547,451		400,659
	14	Other employee salaries and wages				
	15	Pension plans, employee benefits				
	16a	Legal fees (attach schedule)				
	b	Accounting fees (attach schedule)				
	c	Other professional fees (attach schedule) STMT 2	2,945			2,945
	17	Interest				
	18	Taxes (attach schedule) (see page 14 of the instructions) STMT 3	21,216	21,216		
	19	Depreciation (attach schedule) and depletion				
	20	Occupancy				
	21	Travel, conferences, and meetings				
	22	Printing and publications				
	23	Other expenses (att sch)				
	24	**Total operating and administrative expenses.** Add lines 13 through 23	972,271	568,667		403,604
	25	Contributions, gifts, grants paid	8,085,508			8,085,508
	26	**Total expenses and disbursements.** Add lines 24 and 25	9,057,779	568,667	0	8,489,112
	27	Subtract line 26 from line 12.				
	a	**Excess of revenue over expenses and disbursements**	-20,515,501			
	b	**Net investment income** (if negative, enter -0-)		3,345,266		
	c	**Adjusted net income** (if negative, enter -0-)			0	

RECEIVED NOV 18 2010 OGDEN, UT IRS-OSC E1-239

SCANNED NOV 26 2010

For Privacy Act and Paperwork Reduction Act Notice, see page 30 of the instructions.

Form **990-PF** (2009)

DAA

G14 3

Part II Balance Sheets

Attached schedules and amounts in the description column should be for end-of-year amounts only (See instructions)

			Beginning of year	End of year	
			(a) Book Value	(b) Book Value	(c) Fair Market Value
Assets	1	Cash—non-interest-bearing			
	2	Savings and temporary cash investments	10,318,074	-3,372,596	-3,372,788
	3	Accounts receivable ▶ 49,931			
		Less allowance for doubtful accounts ▶	208,317	49,931	49,931
	4	Pledges receivable ▶			
		Less allowance for doubtful accounts ▶			
	5	Grants receivable			
	6	Receivables due from officers, directors, trustees, and other disqualified persons (attach schedule) (see page 16 of the instructions)			
	7	Other notes and loans receivable (att schedule) ▶			
		Less· allowance for doubtful accounts ▶			
	8	Inventories for sale or use			
	9	Prepaid expenses and deferred charges			
	10a	Investments—U S and state government obligations (attach schedule)			
	b	Investments—corporate stock (attach schedule) SEE STMT 4	110,774,101	100,204,793	102,279,423
	c	Investments—corporate bonds (attach schedule) SEE STMT 5	76,948,420	62,684,591	62,588,374
	11	Investments—land, buildings, and equipment basis ▶			
		Less accumulated depreciation (attach sch) ▶			
	12	Investments—mortgage loans			
	13	Investments—other (attach schedule)			
	14	Land, buildings, and equipment basis ▶			
		Less accumulated depreciation (attach sch) ▶			
	15	Other assets (describe ▶ SEE STATEMENT 6)	12,468,326	30,673,932	34,033,547
	16	**Total assets** (to be completed by all filers—see the instructions Also, see page 1, item I)	210,717,238	190,240,651	195,578,487
Liabilities	17	Accounts payable and accrued expenses			
	18	Grants payable			
	19	Deferred revenue			
	20	Loans from officers, directors, trustees, and other disqualified persons			
	21	Mortgages and other notes payable (attach schedule)			
	22	Other liabilities (describe ▶)			
	23	**Total liabilities** (add lines 17 through 22)	0	0	
Net Assets or Fund Balances		**Foundations that follow SFAS 117, check here ▶ ☐ and complete lines 24 through 26 and lines 30 and 31.**			
	24	Unrestricted			
	25	Temporarily restricted			
	26	Permanently restricted			
		Foundations that do not follow SFAS 117, check here ▶ ☒ and complete lines 27 through 31.			
	27	Capital stock, trust principal, or current funds			
	28	Paid-in or capital surplus, or land, bldg., and equipment fund			
	29	Retained earnings, accumulated income, endowment, or other funds	210,717,238	190,240,651	
	30	**Total net assets or fund balances** (see page 17 of the instructions)	210,717,238	190,240,651	
	31	**Total liabilities and net assets/fund balances** (see page 17 of the instructions)	210,717,238	190,240,651	

Part III Analysis of Changes in Net Assets or Fund Balances

1	Total net assets or fund balances at beginning of year—Part II, column (a), line 30 (must agree with end-of-year figure reported on prior year's return)	1	210,717,238
2	Enter amount from Part I, line 27a	2	-20,515,501
3	Other increases not included in line 2 (itemize) ▶ SEE STATEMENT 7	3	38,914
4	Add lines 1, 2, and 3	4	190,240,651
5	Decreases not included in line 2 (itemize) ▶	5	
6	Total net assets or fund balances at end of year (line 4 minus line 5)—Part II, column (b), line 30	6	190,240,651

Part IV Capital Gains and Losses for Tax on Investment Income

	(a) List and describe the kind(s) of property sold (e g , real estate, 2-story brick warehouse, or common stock, 200 shs MLC Co)	(b) How acquired P—Purchase D—Donation	(c) Date acquired (mo , day, yr)	(d) Date sold (mo , day, yr)
1a	SEE ATTACHED STATEMENT	P	VARIOUS	VARIOUS
b	SEE ATTACHED STATEMENT	P	VARIOUS	VARIOUS
c	TORREY US STRATEGY PARTNERS	P	VARIOUS	VARIOUS
d	TORREY US STRATEGY PARTNERS	P	VARIOUS	VARIOUS
e				

	(e) Gross sales price	(f) Depreciation allowed (or allowable)	(g) Cost or other basis plus expense of sale	(h) Gain or (loss) (e) plus (f) minus (g)
a	989,991			989,991
b	318,459,962		334,862,204	-16,402,242
c	7,046			7,046
d			142,592	-142,592
e				

Complete only for assets showing gain in column (h) and owned by the foundation on 12/31/69

	(i) F M V as of 12/31/69	(j) Adjusted basis as of 12/31/69	(k) Excess of col (i) over col (j), if any	(l) Gains (Col (h) gain minus col (k), but not less than -0-) or Losses (from col (h))
a				989,991
b				-16,402,242
c				7,046
d				-142,592
e				

2	Capital gain net income or (net capital loss) — If gain, also enter in Part I, line 7; If (loss), enter -0- in Part I, line 7	2	-15,547,797
3	Net short-term capital gain or (loss) as defined in sections 1222(5) and (6) — If gain, also enter in Part I, line 8, column (c) (see pages 13 and 17 of the instructions); If (loss), enter -0- in Part I, line 8	3	997,037

Part V Qualification Under Section 4940(e) for Reduced Tax on Net Investment Income

(For optional use by domestic private foundations subject to the section 4940(a) tax on net investment income)

If section 4940(d)(2) applies, leave this part blank

Was the foundation liable for the section 4942 tax on the distributable amount of any year in the base period? ☐ Yes ☒ No

If "Yes," the foundation does not qualify under section 4940(e). Do not complete this part

1 Enter the appropriate amount in each column for each year, see page 18 of the instructions before making any entries

(a) Base period years Calendar year (or tax year beginning in)	(b) Adjusted qualifying distributions	(c) Net value of noncharitable-use assets	(d) Distribution ratio (col (b) divided by col (c))
2008	11,108,216	203,944,295	0.054467
2007	11,750,222	244,875,814	0.047984
2006	11,494,546	230,034,037	0.049969
2005	11,662,877	224,809,071	0.051879
2004	11,401,410	224,112,008	0.050874

2	**Total** of line 1, column (d)	2	0.255173
3	Average distribution ratio for the 5-year base period—divide the total on line 2 by 5, or by the number of years the foundation has been in existence if less than 5 years	3	0.051035
4	Enter the net value of noncharitable-use assets for 2009 from Part X, line 5	4	175,578,944
5	Multiply line 4 by line 3	5	8,960,671
6	Enter 1% of net investment income (1% of Part I, line 27b)	6	33,453
7	Add lines 5 and 6	7	8,994,124
8	Enter qualifying distributions from Part XII, line 4	8	8,489,112

If line 8 is equal to or greater than line 7, check the box in Part VI, line 1b, and complete that part using a 1% tax rate See the Part VI instructions on page 18

Part VI Excise Tax Based on Investment Income (Section 4940(a), 4940(b), 4940(e), or 4948—see page 18 of the instructions)

1a	Exempt operating foundations described in section 4940(d)(2), check here ▶ ☐ and enter "N/A" on line 1 Date of ruling or determination letter. (attach copy of letter if necessary—see instructions)				
b	Domestic foundations that meet the section 4940(e) requirements in Part V, check here ▶ ☐ and enter 1% of Part I, line 27b			1	66,905
c	All other domestic foundations enter 2% of line 27b Exempt foreign organizations enter 4% of Part I, line 12, col (b)				
2	Tax under section 511 (domestic section 4947(a)(1) trusts and taxable foundations only Others enter -0-)			2	0
3	Add lines 1 and 2			3	66,905
4	Subtitle A (income) tax (domestic section 4947(a)(1) trusts and taxable foundations only Others enter -0-)			4	0
5	**Tax based on investment income.** Subtract line 4 from line 3 If zero or less, enter -0-			5	66,905
6	Credits/Payments:				
a	2009 estimated tax payments and 2008 overpayment credited to 2009	6a	123,448		
b	Exempt foreign organizations—tax withheld at source	6b			
c	Tax paid with application for extension of time to file (Form 8868)	6c			
d	Backup withholding erroneously withheld	6d			
7	Total credits and payments Add lines 6a through 6d			7	123,448
8	Enter any **penalty** for underpayment of estimated tax Check here ☒ if Form 2220 is attached			8	
9	**Tax due.** If the total of lines 5 and 8 is more than line 7, enter **amount owed** ▶			9	
10	**Overpayment.** If line 7 is more than the total of lines 5 and 8, enter the **amount overpaid** ▶			10	56,543
11	Enter the amount of line 10 to be **Credited to 2010 estimated tax** ▶ 56,543 **Refunded** ▶			11	

Part VII-A Statements Regarding Activities

			Yes	No
1a	During the tax year, did the foundation attempt to influence any national, state, or local legislation or did it participate or intervene in any political campaign?	1a		X
b	Did it spend more than $100 during the year (either directly or indirectly) for political purposes (see page 19 of the instructions for definition)?	1b		X
	If the answer is "Yes" to **1a** or **1b**, attach a detailed description of the activities and copies of any materials published or distributed by the foundation in connection with the activities			
c	Did the foundation file **Form 1120-POL** for this year?	1c		X
d	Enter the amount (if any) of tax on political expenditures (section 4955) imposed during the year: **(1)** On the foundation ▶ $ _____ **(2)** On foundation managers ▶ $ _____			
e	Enter the reimbursement (if any) paid by the foundation during the year for political expenditure tax imposed on foundation managers. ▶ $ _____			
2	Has the foundation engaged in any activities that have not previously been reported to the IRS? If "Yes," attach a detailed description of the activities	2		X
3	Has the foundation made any changes, not previously reported to the IRS, in its governing instrument, articles of incorporation, or bylaws, or other similar instruments? If "Yes," attach a conformed copy of the changes	3		X
4a	Did the foundation have unrelated business gross income of $1,000 or more during the year?	4a		X
b	If "Yes," has it filed a tax return on **Form 990-T** for this year? N/A	4b		
5	Was there a liquidation, termination, dissolution, or substantial contraction during the year? If "Yes," attach the statement required by General Instruction T	5		X
6	Are the requirements of section 508(e) (relating to sections 4941 through 4945) satisfied either: • By language in the governing instrument, or • By state legislation that effectively amends the governing instrument so that no mandatory directions that conflict with the state law remain in the governing instrument?	6	X	
7	Did the foundation have at least $5,000 in assets at any time during the year? If "Yes," complete Part II, col (c), and Part XV	7	X	
8a	Enter the states to which the foundation reports or with which it is registered (see page 19 of the instructions) ▶ NY			
b	If the answer is "Yes" to line 7, has the foundation furnished a copy of Form 990-PF to the Attorney General (or designate) of each state as required by General Instruction G? If "No," attach explanation	8b	X	
9	Is the foundation claiming status as a private operating foundation within the meaning of section 4942(j)(3) or 4942(j)(5) for calendar year 2009 or the taxable year beginning in 2009 (see instructions for Part XIV on page 27)? If "Yes," complete Part XIV	9		X
10	Did any persons become substantial contributors during the tax year? If "Yes," attach a schedule listing their names and addresses	10		X

Part VII-A Statements Regarding Activities (continued)

11	At any time during the year, did the foundation, directly or indirectly, own a controlled entity within the meaning of section 512(b)(13)? If "Yes," attach schedule (see page 20 of the instructions)	11		X
12	Did the foundation acquire a direct or indirect interest in any applicable insurance contract before August 17, 2008?	12		X
13	Did the foundation comply with the public inspection requirements for its annual returns and exemption application?	13	X	

Website address ▶ N/A

14 The books are in care of ▶ JP MORGAN SERVICES, INC Telephone no. ▶ 302-634-2931

PO BOX 6089

Located at ▶ NEWARK, DE ZIP+4 ▶ 19714-6089

15 Section 4947(a)(1) nonexempt charitable trusts filing Form 990-PF in lieu of **Form 1041**—Check here and enter the amount of tax-exempt interest received or accrued during the year ▶ 15 ▶ ☐

Part VII-B Statements Regarding Activities for Which Form 4720 May Be Required

File Form 4720 if any item is checked in the "Yes" column, unless an exception applies.

			Yes	No
1a	During the year did the foundation (either directly or indirectly)			
	(1) Engage in the sale or exchange, or leasing of property with a disqualified person? ☐ Yes ☒ No			
	(2) Borrow money from, lend money to, or otherwise extend credit to (or accept it from) a disqualified person? ☐ Yes ☒ No			
	(3) Furnish goods, services, or facilities to (or accept them from) a disqualified person? ☐ Yes ☒ No			
	(4) Pay compensation to, or pay or reimburse the expenses of, a disqualified person? ☒ Yes ☐ No			
	(5) Transfer any income or assets to a disqualified person (or make any of either available for the benefit or use of a disqualified person)? ☐ Yes ☒ No			
	(6) Agree to pay money or property to a government official? **(Exception.** Check "No" if the foundation agreed to make a grant to or to employ the official for a period after termination of government service, if terminating within 90 days) ☐ Yes ☒ No			
b	If any answer is "Yes" to 1a(1)-(6), did **any** of the acts fail to qualify under the exceptions described in Regulations section 53 4941(d)-3 or in a current notice regarding disaster assistance (see page 20 of the instructions)?	1b		X
	Organizations relying on a current notice regarding disaster assistance check here ▶ ☐			
c	Did the foundation engage in a prior year in any of the acts described in 1a, other than excepted acts, that were not corrected before the first day of the tax year beginning in 2009? N/A	1c		
2	Taxes on failure to distribute income (section 4942) (does not apply for years the foundation was a private operating foundation defined in section 4942(j)(3) or 4942(j)(5))			
a	At the end of tax year 2009, did the foundation have any undistributed income (lines 6d and 6e, Part XIII) for tax year(s) beginning before 2009? ☐ Yes ☒ No			
	If "Yes," list the years ▶ 20 , 20 , 20 , 20			
b	Are there any years listed in 2a for which the foundation is **not** applying the provisions of section 4942(a)(2) (relating to incorrect valuation of assets) to the year's undistributed income? (If applying section 4942(a)(2) to **all** years listed, answer "No" and attach statement—see page 20 of the instructions) N/A	2b		
c	If the provisions of section 4942(a)(2) are being applied to **any** of the years listed in 2a, list the years here ▶ 20 , 20 , 20 , 20			
3a	Did the foundation hold more than a 2% direct or indirect interest in any business enterprise at any time during the year? ☐ Yes ☒ No			
b	If "Yes," did it have excess business holdings in 2009 as a result of **(1)** any purchase by the foundation or disqualified persons after May 26, 1969, **(2)** the lapse of the 5-year period (or longer period approved by the Commissioner under section 4943(c)(7)) to dispose of holdings acquired by gift or bequest, or **(3)** the lapse of the 10-, 15-, or 20-year first phase holding period? (Use Schedule C, Form 4720, to determine if the foundation had excess business holdings in 2009) N/A	3b		
4a	Did the foundation invest during the year any amount in a manner that would jeopardize its charitable purposes?	4a		X
b	Did the foundation make any investment in a prior year (but after December 31, 1969) that could jeopardize its charitable purpose that had not been removed from jeopardy before the first day of the tax year beginning in 2009?	4b		X

Part VII-B Statements Regarding Activities for Which Form 4720 May Be Required (continued)

5a	During the year did the foundation pay or incur any amount to			
	(1) Carry on propaganda, or otherwise attempt to influence legislation (section 4945(e))?	☐ Yes ☒ No		
	(2) Influence the outcome of any specific public election (see section 4955); or to carry on, directly or indirectly, any voter registration drive?	☐ Yes ☒ No		
	(3) Provide a grant to an individual for travel, study, or other similar purposes?	☐ Yes ☒ No		
	(4) Provide a grant to an organization other than a charitable, etc , organization described in section 509(a)(1), (2), or (3), or section 4940(d)(2)? (see page 22 of the instructions)	☐ Yes ☒ No		
	(5) Provide for any purpose other than religious, charitable, scientific, literary, or educational purposes, or for the prevention of cruelty to children or animals?	☐ Yes ☒ No		
b	If any answer is "Yes" to 5a(1)-(5), did **any** of the transactions fail to qualify under the exceptions described in Regulations section 53 4945 or in a current notice regarding disaster assistance (see page 22 of the instructions)?	N/A	5b	
	Organizations relying on a current notice regarding disaster assistance check here	▶ ☐		
c	If the answer is "Yes" to question 5a(4), does the foundation claim exemption from the tax because it maintained expenditure responsibility for the grant?	N/A ☐ Yes ☐ No		
	If "Yes," attach the statement required by Regulations section 53 4945-5(d)			
6a	Did the foundation, during the year, receive any funds, directly or indirectly, to pay premiums on a personal benefit contract?	☐ Yes ☒ No		
b	Did the foundation, during the year, pay premiums, directly or indirectly, on a personal benefit contract?		6b	X
	If "Yes" to 6b, file Form 8870			
7a	At any time during the tax year, was the foundation a party to a prohibited tax shelter transaction?	☐ Yes ☒ No		
b	If yes, did the foundation receive any proceeds or have any net income attributable to the transaction?	N/A	7b	

Part VIII Information About Officers, Directors, Trustees, Foundation Managers, Highly Paid Employees, and Contractors

1 List all officers, directors, trustees, foundation managers and their compensation (see page 22 of the instructions).

(a) Name and address	(b) Title, and average hours per week devoted to position	(c) Compensation (If not paid, enter -0-)	(d) Contributions to employee benefit plans and deferred compensation	(e) Expense account, other allowances
JPMORGAN CHASE BANK NEW YORK 270 PARK AVE NY 10017	TRUSTEE 50.00	948,110	0	0

2 Compensation of five highest-paid employees (other than those included on line 1—see page 23 of the instructions). If none, enter "NONE."

(a) Name and address of each employee paid more than $50,000	(b) Title, and average hours per week devoted to position	(c) Compensation	(d) Contributions to employee benefit plans and deferred compensation	(e) Expense account, other allowances
NONE				

Total number of other employees paid over $50,000 ▶

Part VIII Information About Officers, Directors, Trustees, Foundation Managers, Highly Paid Employees, and Contractors (continued)

3 Five highest-paid independent contractors for professional services (see page 23 of the instructions). If none, enter "NONE."

(a) Name and address of each person paid more than $50,000	(b) Type of service	(c) Compensation
NONE		

Total number of others receiving over $50,000 for professional services ▶

Part IX-A Summary of Direct Charitable Activities

List the foundation's four largest direct charitable activities during the tax year Include relevant statistical information such as the number of organizations and other beneficiaries served, conferences convened, research papers produced, etc	Expenses
1 N/A	
2	
3	
4	

Part IX-B Summary of Program-Related Investments (see page 24 of the instructions)

Describe the two largest program-related investments made by the foundation during the tax year on lines 1 and 2	Amount
1 N/A	
2	
All other program-related investments See page 24 of the instructions 3	
Total. Add lines 1 through 3 ▶	

Part X Minimum Investment Return (All domestic foundations must complete this part. Foreign foundations, see page 24 of the instructions.)

1	Fair market value of assets not used (or held for use) directly in carrying out charitable, etc , purposes.				
a	Average monthly fair market value of securities			1a	177,577,506
b	Average of monthly cash balances			1b	675,229
c	Fair market value of all other assets (see page 24 of the instructions)			1c	0
d	**Total** (add lines 1a, b, and c)			1d	178,252,735
e	Reduction claimed for blockage or other factors reported on lines 1a and 1c (attach detailed explanation)	1e	0		
2	Acquisition indebtedness applicable to line 1 assets			2	0
3	Subtract line 2 from line 1d			3	178,252,735
4	Cash deemed held for charitable activities. Enter 1½ % of line 3 (for greater amount, see page 25 of the instructions)			4	2,673,791
5	**Net value of noncharitable-use assets.** Subtract line 4 from line 3 Enter here and on Part V, line 4			5	175,578,944
6	**Minimum investment return.** Enter 5% of line 5			6	8,778,947

Part XI Distributable Amount (see page 25 of the instructions) (Section 4942(j)(3) and (j)(5) private operating foundations and certain foreign organizations check here ▶ ☐ and do not complete this part)

1	Minimum investment return from Part X, line 6			1	8,778,947
2a	Tax on investment income for 2009 from Part VI, line 5	2a	66,905		
b	Income tax for 2009 (This does not include the tax from Part VI)	2b			
c	Add lines 2a and 2b			2c	66,905
3	Distributable amount before adjustments. Subtract line 2c from line 1			3	8,712,042
4	Recoveries of amounts treated as qualifying distributions			4	
5	Add lines 3 and 4			5	8,712,042
6	Deduction from distributable amount (see page 25 of the instructions)			6	
7	**Distributable amount** as adjusted Subtract line 6 from line 5 Enter here and on Part XIII, line 1			7	8,712,042

Part XII Qualifying Distributions (see page 25 of the instructions)

1	Amounts paid (including administrative expenses) to accomplish charitable, etc , purposes·		
a	Expenses, contributions, gifts, etc —total from Part I, column (d), line 26	1a	8,489,112
b	Program-related investments—total from Part IX-B	1b	
2	Amounts paid to acquire assets used (or held for use) directly in carrying out charitable, etc , purposes	2	
3	Amounts set aside for specific charitable projects that satisfy the		
a	Suitability test (prior IRS approval required)	3a	
b	Cash distribution test (attach the required schedule)	3b	
4	**Qualifying distributions.** Add lines 1a through 3b Enter here and on Part V, line 8, and Part XIII, line 4	4	8,489,112
5	Foundations that qualify under section 4940(e) for the reduced rate of tax on net investment income Enter 1% of Part I, line 27b (see page 26 of the instructions)	5	0
6	**Adjusted qualifying distributions.** Subtract line 5 from line 4	6	8,489,112

Note. The amount on line 6 will be used in Part V, column (b), in subsequent years when calculating whether the foundation qualifies for the section 4940(e) reduction of tax in those years

Part XIII Undistributed Income (see page 26 of the instructions)

		(a) Corpus	(b) Years prior to 2008	(c) 2008	(d) 2009
1 Distributable amount for 2009 from Part XI, line 7					8,712,042
2 Undistributed income, if any, as of the end of 2009:					
a Enter amount for 2008 only					
b Total for prior years. 20____ , 20____ , 20____					
3 Excess distributions carryover, if any, to 2009:					
a From 2004	414,293				
b From 2005	749,385				
c From 2006	347,154				
d From 2007	91,409				
e From 2008	1,010,371				
f **Total** of lines 3a through e		2,612,612			
4 Qualifying distributions for 2009 from Part XII, line 4 ▶ $ 8,489,112					
a Applied to 2008, but not more than line 2a					
b Applied to undistributed income of prior years (Election required—see page 26 of the instructions)					
c Treated as distributions out of corpus (Election required—see page 26 of the instructions)					
d Applied to 2009 distributable amount					8,489,112
e Remaining amount distributed out of corpus					
5 Excess distributions carryover applied to 2009 (If an amount appears in column (d), the same amount must be shown in column (a).)		222,930			222,930
6 **Enter the net total of each column as indicated below:**					
a Corpus. Add lines 3f, 4c, and 4e. Subtract line 5		2,389,682			
b Prior years' undistributed income. Subtract line 4b from line 2b					
c Enter the amount of prior years' undistributed income for which a notice of deficiency has been issued, or on which the section 4942(a) tax has been previously assessed					
d Subtract line 6c from line 6b Taxable amount—see page 27 of the instructions					
e Undistributed income for 2008 Subtract line 4a from line 2a. Taxable amount—see page 27 of the instructions					
f Undistributed income for 2009 Subtract lines 4d and 5 from line 1. This amount must be distributed in 2010					0
7 Amounts treated as distributions out of corpus to satisfy requirements imposed by section 170(b)(1)(F) or 4942(g)(3) (see page 27 of the instructions)					
8 Excess distributions carryover from 2004 not applied on line 5 or line 7 (see page 27 of the instructions)		191,363			
9 **Excess distributions carryover to 2010.** Subtract lines 7 and 8 from line 6a		2,198,319			
10 Analysis of line 9					
a Excess from 2005	749,385				
b Excess from 2006	347,154				
c Excess from 2007	91,409				
d Excess from 2008	1,010,371				
e Excess from 2009					

Part XIV Private Operating Foundations (see page 27 of the instructions and Part VII-A, question 9)

1a If the foundation has received a ruling or determination letter that it is a private operating foundation, and the ruling is effective for 2009, enter the date of the ruling ▶

b Check box to indicate whether the foundation is a private operating foundation described in section ☐ 4942(j)(3) or ☐ 4942(j)(5)

	Tax year	Prior 3 years			(e) Total
	(a) 2009	(b) 2008	(c) 2007	(d) 2006	
2a Enter the lesser of the adjusted net income from Part I or the minimum investment return from Part X for each year listed					
b 85% of line 2a					
c Qualifying distributions from Part XII, line 4 for each year listed					
d Amounts included in line 2c not used directly for active conduct of exempt activities					
e Qualifying distributions made directly for active conduct of exempt activities Subtract line 2d from line 2c					
3 Complete 3a, b, or c for the alternative test relied upon					
a "Assets" alternative test—enter (1) Value of all assets					
(2) Value of assets qualifying under section 4942(j)(3)(B)(i)					
b "Endowment" alternative test—enter 2/3 of minimum investment return shown in Part X, line 6 for each year listed					
c "Support" alternative test—enter (1) Total support other than gross investment income (interest, dividends, rents, payments on securities loans (section 512(a)(5)), or royalties)					
(2) Support from general public and 5 or more exempt organizations as provided in section 4942(j)(3)(B)(iii)					
(3) Largest amount of support from an exempt organization					
(4) Gross investment income					

Part XV Supplementary Information (Complete this part only if the foundation had $5,000 or more in assets at any time during the year—see page 28 of the instructions.)

1 **Information Regarding Foundation Managers:**

a List any managers of the foundation who have contributed more than 2% of the total contributions received by the foundation before the close of any tax year (but only if they have contributed more than $5,000) (See section 507(d)(2))

N/A

b List any managers of the foundation who own 10% or more of the stock of a corporation (or an equally large portion of the ownership of a partnership or other entity) of which the foundation has a 10% or greater interest

N/A

2 **Information Regarding Contribution, Grant, Gift, Loan, Scholarship, etc., Programs:**

Check here ▶ ☐ if the foundation only makes contributions to preselected charitable organizations and does not accept unsolicited requests for funds If the foundation makes gifts, grants, etc (see page 28 of the instructions) to individuals or organizations under other conditions, complete items 2a, b, c, and d

a The name, address, and telephone number of the person to whom applications should be addressed.

BOOTH FERRIS FOUNDATION 212-464-2487
JPMORGAN CHASE BANK, 270 PARK AVE NEW YORK NY 10017

b The form in which applications should be submitted and information and materials they should include

SEE STATEMENT 8

c Any submission deadlines:

N/A

d Any restrictions or limitations on awards, such as by geographical areas, charitable fields, kinds of institutions, or other factors

SEE STATEMENT 9

Part XV Supplementary Information (continued)

3 Grants and Contributions Paid During the Year or Approved for Future Payment

Recipient Name and address (home or business)	If recipient is an individual, show any relationship to any foundation manager or substantial contributor	Foundation status of recipient	Purpose of grant or contribution	Amount
a Paid during the year				
SEE ATTACHED LISTING	NONE	PUBLIC	GENERAL SUPPORT	8,085,508
Total			▶ 3a	8,085,508
b Approved for future payment				
N/A				
Total			▶ 3b	

Part XVI-A Analysis of Income-Producing Activities

Enter gross amounts unless otherwise indicated	Unrelated business income (a) Business code	(b) Amount	Excluded by section 512, 513, or 514 (c) Exclusion code	(d) Amount	(e) Related or exempt function income (See page 28 of the instructions)
1 Program service revenue					
a					
b					
c					
d					
e					
f					
g Fees and contracts from government agencies					
2 Membership dues and assessments					
3 Interest on savings and temporary cash investments					
4 Dividends and interest from securities			14	3,951,281	
5 Net rental income or (loss) from real estate					
a Debt-financed property					
b Not debt-financed property					
6 Net rental income or (loss) from personal property					
7 Other investment income					
8 Gain or (loss) from sales of assets other than inventory			18	-15,547,797	
9 Net income or (loss) from special events					
10 Gross profit or (loss) from sales of inventory					
11 Other revenue. a					
b TORREY US STRATEGY PARTNERS			14	-30,079	
c					
d					
e					
12 Subtotal Add columns (b), (d), and (e)		0		-11,626,595	0
13 **Total.** Add line 12, columns (b), (d), and (e)				13	-11,626,595

(See worksheet in line 13 instructions on page 28 to verify calculations)

Part XVI-B Relationship of Activities to the Accomplishment of Exempt Purposes

Line No. ▼	Explain below how each activity for which income is reported in column (e) of Part XVI-A contributed importantly to the accomplishment of the foundation's exempt purposes (other than by providing funds for such purposes) (See page 29 of the instructions.)
N/A	

Part XVII Information Regarding Transfers To and Transactions and Relationships With Noncharitable Exempt Organizations

		Yes	No
1 Did the organization directly or indirectly engage in any of the following with any other organization described in section 501(c) of the Code (other than section 501(c)(3) organizations) or in section 527, relating to political organizations?			
a Transfers from the reporting foundation to a noncharitable exempt organization of			
(1) Cash	1a(1)		X
(2) Other assets	1a(2)		X
b Other transactions:			
(1) Sales of assets to a noncharitable exempt organization	1b(1)		X
(2) Purchases of assets from a noncharitable exempt organization	1b(2)		X
(3) Rental of facilities, equipment, or other assets	1b(3)		X
(4) Reimbursement arrangements	1b(4)		X
(5) Loans or loan guarantees	1b(5)		X
(6) Performance of services or membership or fundraising solicitations	1b(6)		X
c Sharing of facilities, equipment, mailing lists, other assets, or paid employees	1c		X

d If the answer to any of the above is "Yes," complete the following schedule Column **(b)** should always show the fair market value of the goods, other assets, or services given by the reporting foundation If the foundation received less than fair market value in any transaction or sharing arrangement, show in column **(d)** the value of the goods, other assets, or services received

(a) Line no	(b) Amount involved	(c) Name of noncharitable exempt organization	(d) Description of transfers, transactions, and sharing arrangements
N/A			

2a Is the foundation directly or indirectly affiliated with, or related to, one or more tax-exempt organizations described in section 501(c) of the Code (other than section 501(c)(3)) or in section 527? ☐ Yes ☒ No

b If "Yes," complete the following schedule

(a) Name of organization	(b) Type of organization	(c) Description of relationship
N/A		

Sign Here

Under penalties of perjury, I declare that I have examined this return, including accompanying schedules and statements, and to the best of my knowledge and belief, it is true, correct, and complete Declaration of preparer (other than taxpayer or fiduciary) is based on all information of which preparer has any knowledge

Marla Hogan VP — Signature of officer or trustee — Date — Title: 11/15/10

Paid Preparer's Use Only

Preparer's signature: Karlene M. Jennings — Date: 11/15/10 — Check if self-employed ☐ — Preparer's identifying number (see **Signature** on page 30 of the instructions): P00297701

Firm's name (or yours if self-employed), address, and ZIP code: J. P. MORGAN SERVICES INC. P. O. BOX 6089 NEWARK, DE 19714-6089 — EIN 22-2189421 — Phone no

Schedule B
(Form 990, 990-EZ, or 990-PF)
Department of the Treasury
Internal Revenue Service

Schedule of Contributors

▶ **Attach to Form 990, 990-EZ, or 990-PF.**

OMB No 1545-0047

2009

Name of the organization
BOOTH FERRIS FOUNDATION
C/O J.P. MORGAN SERVICES INC

Employer identification number
13-6170340

Organization type (check one)

Filers of:	**Section:**
Form 990 or 990-EZ	☐ 501(c)( ) (enter number) organization
	☐ 4947(a)(1) nonexempt charitable trust **not** treated as a private foundation
	☐ 527 political organization
Form 990-PF	☒ 501(c)(3) exempt private foundation
	☐ 4947(a)(1) nonexempt charitable trust treated as a private foundation
	☐ 501(c)(3) taxable private foundation

Check if your organization is covered by the **General Rule** or a **Special Rule.**
Note. Only a section 501(c)(7), (8), or (10) organization can check boxes for both the General Rule and a Special Rule See instructions

General Rule

☒ For an organization filing Form 990, 990-EZ, or 990-PF that received, during the year, $5,000 or more (in money or property) from any one contributor. Complete Parts I and II

Special Rules

☐ For a section 501(c)(3) organization filing Form 990 or 990-EZ that met the 33 1/3% support test of the regulations under sections 509(a)(1) and 170(b)(1)(A)(vi), and received from any one contributor, during the year, a contribution of the greater of **(1)** $5,000 or **(2)** 2% of the amount on (i) Form 990, Part VIII, line 1h or (ii) Form 990-EZ, line 1 Complete Parts I and II

☐ For a section 501(c)(7), (8), or (10) organization filing Form 990 or 990-EZ that received from any one contributor, during the year, aggregate contributions of more than $1,000 for use exclusively for religious, charitable, scientific, literary, or educational purposes, or the prevention of cruelty to children or animals Complete Parts I, II, and III

☐ For a section 501(c)(7), (8), or (10) organization filing Form 990 or 990-EZ that received from any one contributor, during the year, contributions for use exclusively for religious, charitable, etc , purposes, but these contributions did not aggregate to more than $1,000 If this box is checked, enter here the total contributions that were received during the year for an exclusively religious, charitable, etc , purpose Do not complete any of the parts unless the **General Rule** applies to this organization because it received nonexclusively religious, charitable, etc , contributions of $5,000 or more during the year ▶ $

Caution. An organization that is not covered by the General Rule and/or the Special Rules does not file Schedule B (Form 990, 990-EZ, or 990-PF), but it **must** answer "No" on Part IV, line 2 of its Form 990, or check the box in the heading of its Form 990-EZ, or on line 2 of its Form 990-PF, to certify that it does not meet the filing requirements of Schedule B (Form 990, 990-EZ, or 990-PF)

For Privacy Act and Paperwork Reduction Act Notice, see the Instructions for Form 990, 990-EZ, or 990-PF.

DAA

Name of organization: BOOTH FERRIS FOUNDATION

Employer identification number: 13-6170340

Part I **Contributors** (see instructions)

(a) No.	(b) Name, address, and ZIP + 4	(c) Aggregate contributions	(d) Type of contribution
1	MURIEL MURTAGH TRUST C/O JP MORGAN SERV INC PO BOX 6089 NEWARK DE 19714	$ 168,873	Person [X] Payroll [ ] Noncash [ ] (Complete Part II if there is a noncash contribution)
(a) No.	(b) Name, address, and ZIP + 4	(c) Aggregate contributions	(d) Type of contribution
		$	Person [ ] Payroll [ ] Noncash [ ] (Complete Part II if there is a noncash contribution)
(a) No.	(b) Name, address, and ZIP + 4	(c) Aggregate contributions	(d) Type of contribution
		$	Person [ ] Payroll [ ] Noncash [ ] (Complete Part II if there is a noncash contribution)
(a) No.	(b) Name, address, and ZIP + 4	(c) Aggregate contributions	(d) Type of contribution
		$	Person [ ] Payroll [ ] Noncash [ ] (Complete Part II if there is a noncash contribution)
(a) No.	(b) Name, address, and ZIP + 4	(c) Aggregate contributions	(d) Type of contribution
		$	Person [ ] Payroll [ ] Noncash [ ] (Complete Part II if there is a noncash contribution)
(a) No.	(b) Name, address, and ZIP + 4	(c) Aggregate contributions	(d) Type of contribution
		$	Person [ ] Payroll [ ] Noncash [ ] (Complete Part II if there is a noncash contribution)

Federal Statements

Statement 1 - Form 990-PF, Part I, Line 11 - Other Income

Description	Revenue per Books	Net Investment Income	Adjusted Net Income
TORREY US STRATEGY PARTNERS	$ -30,079	$ -30,079	$
TOTAL	$ -30,079	$ -30,079	$ 0

Statement 2 - Form 990-PF, Part I, Line 16c - Other Professional Fees

Description	Total	Net Investment	Adjusted Net	Charitable Purpose
NEW WORLD FDN MEMBERSHIP DUES	$ 450	$	$	$ 450
GRANTMAKERS FOR EDUCATION DUES	1,000			1,000
GRANTMAKERS IN THE ARTS DUES	1,000			1,000
ASSOCIATION OF FOUNDATIONS DUES	495			495
TOTAL	$ 2,945	$ 0	$ 0	$ 2,945

Statement 3 - Form 990-PF, Part I, Line 18 - Taxes

Description	Total	Net Investment	Adjusted Net	Charitable Purpose
FOREIGN TAXES	$ 21,096	$ 21,096	$	$
TORREY US STRATEGY PARTNERS, LLC	120	120		
TOTAL	$ 21,216	$ 21,216	$ 0	$ 0

Federal Statements

Statement 4 - Form 990-PF, Part II, Line 10b - Corporate Stock Investments

Description	Beginning of Year	End of Year	Basis of Valuation	Fair Market Value
STMT ATTACHED	$ 110,774,101	$ 100,204,793	COST	$ 102,279,423
TOTAL	$ 110,774,101	$ 100,204,793		$ 102,279,423

Statement 5 - Form 990-PF, Part II, Line 10c - Corporate Bond Investments

Description	Beginning of Year	End of Year	Basis of Valuation	Fair Market Value
STMT ATTACHED	$ 76,948,420	$ 62,684,591	COST	$ 62,588,374
TOTAL	$ 76,948,420	$ 62,684,591		$ 62,588,374

Statement 6 - Form 990-PF, Part II, Line 15 - Other Assets

Description	Beginning of Year	End of Year	Fair Market Value
TORREY US STRATEGY PARTNERS	$ 1,933,761	$ 198,492	$ 256,919
OTHER ASSETS- SEE STATEMENT	10,534,565	11,336,450	13,116,716
ATLAS GLOBAL LTD		3,500,000	3,602,182
BLACKSTONE REAL ESTATE CMBS		3,500,000	3,890,701
BLACKSTONE PARTNERS OFFSHORE FUND		5,000,000	5,342,902
CHILTON GLOBAL NATURAL RESOURCES		3,500,000	3,993,588
GOLDENTREE OFFSHORE FUND LTD		3,500,000	3,744,413
QUATNUM OFFSHORE V, LP		138,990	86,126
TOTAL	$ 12,468,326	$ 30,673,932	$ 34,033,547

Statement 7 - Form 990-PF, Part III, Line 3 - Other Increases

Description	Amount
COST BASIS ADJUSTMENT FOR TIPS	$ 30,420
PRIOR YEAR REVERSALS	8,494
TOTAL	$ 38,914

Federal Statements

Statement 8 - Form 990-PF, Part XV, Line 2b - Application Format and Required Contents

Description
ONE COPY OF THE PROPOSAL SHOULD BE ACCOMPANIED BY AN ANNUAL REPORT. FINANCIAL DATA, INCLUDING THE ORGANIZATION'S CURRENT BUDGET AND ITS LATEST AUDITED FINANCIAL STATEMENTS, SHOULD BE SUBMITTED AS WELL.

Statement 9 - Form 990-PF, Part XV, Line 2d - Award Restrictions or Limitations

Description
THE FOUNDATION'S PRIMARY INTERESTS ARE IN THE FIELD OF EDUCATION, ESPECIALLY THEOLOGICAL, SMALLER COLLEGES AND INDEPENDENT SECONDARY SCHOOLS. A LIMITED NUMBER OF GRANTS ARE MADE IN THE AREAS OF SOCIAL SERVICES AND CULTURAL ACTIVITIES IN NEW YORK CITY. GRANTS ARE NOT MADE TO INDIVIDUALS, FEDERATED ORGANIZATIONS, OR TO WORK WITH SPECIFIC DISEASES OR DISABILITES. PROPOSALS FROM EDUCATIONAL INSTITUTIONS FOR SCHOLARSHIPS AND FELLOWSHIPS AND FOR RESTRICTED ENDOWMENT ARE DISCOURAGED, AS ARE PROPOSALS FOR INDIVIDUAL RESEARCH EFFORTS AT SUCH INSTITUTIONS. PROPOSALS FROM SOCIAL SERVICE AND CULTURAL INSTITUTIONS OUTSIDE METROPLOITAN NEW YORK WILL NOT BE CONSIDERED.

BOOTH FERRIS FOUNDATION
FORM 990-PF
FYE 12/31/2009
13-6170340
Part XV Supplementary Information
Grants Paid During the Year

Name	Address	Relationship	Foundation Status	Purpose	Amount
THE TEACHERS NETWORK, INC.	NEW YORK, NEW YORK	None	Exempt	General Support	150,000
ALLIANCE FOR THE ARTS, INC.	NEW YORK, NEW YORK	None	Exempt	General Support	75,000
AMERICAN MUSEUM OF THE MOVING IMAGE	ASTORIA, NEW YORK	None	Exempt	General Support	75,000
DANCE THEATER WORKSHOP	NEW YORK, NEW YORK	None	Exempt	General Support	75,000
CAVE CANEM FOUNDATION, INC.	BROOKLYN, NEW YORK	None	Exempt	General Support	50,000
NONPROFIT COORDINATING COMMITTEE OF NY	NEW YORK, NEW YORK	None	Exempt	General Support	50,000
BIG APPLE CIRCUS	NEW YORK, NEW YORK	None	Exempt	General Support	50,000
SEVENTH REGIMENT ARMORY CONSERVANCY	NEW YORK, NEW YORK	None	Exempt	General Support	75,000
BRONX COUNCIL ON THE ARTS, INC.	BRONX, NEW YORK	None	Exempt	General Support	50,000
HARLEM ARTS ALLIANCE	NEW YORK, NEW YORK	None	Exempt	General Support	50,000
STEPHEN PETRONIO DANCE COMPANY, INC.	NEW YORK, NEW YORK	None	Exempt	General Support	50,000
LOWER EASTSIDE GIRLS CLUB OF NY, INC.	NEW YORK, NEW YORK	None	Exempt	General Support	150,000
DILLARD UNIVERSITY	NEW ORLEANS, LOUISIANA	None	Exempt	General Support	100,000
ACADEMY FOR EDUCATIONAL DEVELOPMENT NY	NEW YORK, NEW YORK	None	Exempt	General Support	100,000
NATIONAL MUSEUM OF THE AMERICAN INDIAN	WASHINGTON, D.C.	None	Exempt	General Support	75,000
BALLET HISPANICO OF NEW YORK, INC.	NEW YORK, NEW YORK	None	Exempt	General Support	75,000
VERA INSTITUTE OF JUSTICE	NEW YORK, NEW YORK	None	Exempt	General Support	75,000
PIERPONT MORGAN LIBRARY	NEW YORK, NEW YORK	None	Exempt	General Support	100,000
INSTITUTE FOR STUDENT ACHIEVEMENT	LAKE SUCCESS, NEW YORK	None	Exempt	General Support	150,000
MUSEUM FOR AFRICAN ART	LONG ISLAND CITY, NEW YORK	None	Exempt	General Support	100,000
ART EDUCATION FOR THE BLIND, INC.	NEW YORK, NEW YORK	None	Exempt	General Support	50,000
PARTNERSHIP FOR AFTER SCHOOL EDUCATION	NEW YORK, NEW YORK	None	Exempt	General Support	50,000
NEIGHBORHOOD DEFENDER SERVICE	NEW YORK, NEW YORK	None	Exempt	General Support	50,000
NEIGHBORHOOD FAMILY SERVICES COALITION	NEW YORK, NEW YORK	None	Exempt	General Support	30,000
FOUNDATION CENTER	NEW YORK, NEW YORK	None	Exempt	General Support	10,000
ADVOCATES FOR CHILDREN OF NY	NEW YORK, NEW YORK	None	Exempt	General Support	25,000
FUND FOR THE CITY OF NY FOR WORKFORCE	NEW YORK, NEW YORK	None	Exempt	General Support	100,000
LOCAL INITIATIVES SUPPORT CORP	NEW YORK, NEW YORK	None	Exempt	General Support	125,000
UNITED NEIGHBORHOOD HOUSES	NEW YORK, NEW YORK	None	Exempt	General Support	130,000
CENTER FOR FAMILY LIFE IN SUNSET PARK	BROOKLYN, NEW YORK	None	Exempt	General Support	115,000
NYC FINANCIAL NETWORK ACTION CONSORTIUM	BRONX, NEW YORK	None	Exempt	General Support	100,000
CENTER FOR NYC NEIGHBORHOODS, INC.	NEW YORK, NEW YORK	None	Exempt	General Support	100,000
FAIR HOUSING JUSTICE CENTER INC.	NEW YORK, NEW YORK	None	Exempt	General Support	60,000
PUBLIC POLICY AND EDUCATION FD OF NY	ALBANY, NEW YORK	None	Exempt	General Support	100,000

Name	Address	Relationship	Foundation Status	Purpose	Amount
THE BRONX DEFENDERS	BRONX, NEW YORK	None	Exempt	General Support	100,000
COLUMBIA UNIVERSITY IN THE CITY OF NEW YORK	NEW YORK, NEW YORK	None	Exempt	General Support	100,000
HARLEM RBI, INC.	NEW YORK, NEW YORK	None	Exempt	General Support	100,000
PRO BONO NET, INC.	NEW YORK, NEW YORK	None	Exempt	General Support	100,000
BRONX ARTS ENSEMBLE	BRONX, NEW YORK	None	Exempt	General Support	75,000
OPERA AMERICA, INC.	NEW YORK, NEW YORK	None	Exempt	General Support	75,000
CITY LORE	NEW YORK, NEW YORK	None	Exempt	General Support	75,000
NATIONAL DESIGN MUSEUM	WASHINGTON, D.C.	None	Exempt	General Support	75,000
CAMPAIGN FOR FISCAL EQUITY	NEW YORK, NEW YORK	None	Exempt	General Support	100,000
MAKE THE ROAD NEW YORK	BROOKLYN, NEW YORK	None	Exempt	General Support	75,000
DEVELOPMENTAL STUDIES CENTER	OAKLAND, CALIFORNIA	None	Exempt	General Support	20,508
URBAN HOMESTEADING ASSISTANCE BOARD, INC.	NEW YORK, NEW YORK	None	Exempt	General Support	65,000
HUMAN SERVICES COUNCIL OF NYC	NEW YORK, NEW YORK	None	Exempt	General Support	62,500
TOWN HALL FOUNDATION, INC.	NEW YORK, NEW YORK	None	Exempt	General Support	75,000
SPANISH THEATRE REPERTORY CO.	NEW YORK, NEW YORK	None	Exempt	General Support	75,000
PAUL TAYLOR DANCE FOUNDATION, INC.	NEW YORK, NEW YORK	None	Exempt	General Support	75,000
FUND FOR NEW CITIZENS AT THE NY COMMUNITY TRUST	NEW YORK, NEW YORK	None	Exempt	General Support	75,000
GRAND STREET SETTLEMENT, INC.	NEW YORK, NEW YORK	None	Exempt	General Support	75,000
FUND FOR PUBLIC SCHOOLS, INC.	NEW YORK, NEW YORK	None	Exempt	General Support	50,000
CHURCH OF THE HOLY APOSTLES	NEW YORK, NEW YORK	None	Exempt	General Support	52,500
EDUCATION VOTERS INSTITUTE	WASHINGTON, D C.	None	Exempt	General Support	50,000
CITIZEN SCHOOLS NEW YORK	NEW YORK, NEW YORK	None	Exempt	General Support	50,000
NEW VISIONS FOR PUBLIC SCHOOLS	NEW YORK, NEW YORK	None	Exempt	General Support	200,000
PENCIL, INC.	NEW YORK, NEW YORK	None	Exempt	General Support	100,000
ENACT, INC.	NEW YORK, NEW YORK	None	Exempt	General Support	100,000
QUEENS THEATRE IN THE PARK INC.	QUEENS, NEW YORK	None	Exempt	General Support	75,000
ARTSCONNECTION	NEW YORK, NEW YORK	None	Exempt	General Support	50,000
BROOKLYN ARTS EXCHANGE, INC.	BROOKLYN, NEW YORK	None	Exempt	General Support	50,000
SOUTH STREET SEAPORT MUSEUM	NEW YORK, NEW YORK	None	Exempt	General Support	50,000
NEW YORK BOTANICAL GARDEN	BRONX, NEW YORK	None	Exempt	General Support	100,000
THE MUNICIPAL ART SOCIETY OF NEW YORK	NEW YORK, NEW YORK	None	Exempt	General Support	80,000
CLARK UNIVERSITY	WORCHESTER, MA	None	Exempt	General Support	75,000
PROJECT HOSPITALITY, INC.	STATEN ISLAND, NEW YORK	None	Exempt	General Support	80,000
THE LARK THEATRE COMPANY, INC.	NEW YORK, NEW YORK	None	Exempt	General Support	50,000
SIGNATURE THEATRE COMPANY, INC.	NEW YORK, NEW YORK	None	Exempt	General Support	50,000
METROPOLITAN OPERA ASSOCIATION, INC.	NEW YORK, NEW YORK	None	Exempt	General Support	50,000
PICTURE THE HOMELESS	BRONX, NEW YORK	None	Exempt	General Support	45,000
HOUSING PLUS SOLUTIONS, INC.	NEW YORK, NEW YORK	None	Exempt	General Support	60,000
ST. JOHN'S COLLEGE	NEW YORK, NEW YORK	None	Exempt	General Support	100,000
ROCKING THE BOAT, INC.	BRONX, NEW YORK	None	Exempt	General Support	75,000
NORTHWEST BRONX COMMUNITY	BRONX, NEW YORK	None	Exempt	General Support	75,000
MARYMOUNT MANHATTAN COLLEGE	NEW YORK, NEW YORK	None	Exempt	General Support	200,000
IONA COLLEGE	NEW ROCHELLE, NEW YORK	None	Exempt	General Support	100,000

Name	Address	Relationship	Foundation Status	Purpose	Amount
WNYC RADIO	NEW YORK, NEW YORK	None	Exempt	General Support	100,000
NEW YORKERS FOR PARKS	NEW YORK, NEW YORK	None	Exempt	General Support	75,000
FLORIDA SOUTHERN COLLEGE	LAKELAND, FLORIDA	None	Exempt	General Support	75,000
LA ROCHE COLLEGE	NEW ROCHELLE, NEW YORK	None	Exempt	General Support	75,000
MISERICORDIA UNIVERSITY	DALLAS, PENNSYLVANIA	None	Exempt	General Support	150,000
WASHINGTON COLLEGE	CHESTERTOWN, MARLYAND	None	Exempt	General Support	100,000
LEARNING LEADERS	NEW YORK, NEW YORK	None	Exempt	General Support	75,000
THIRTEEN/WNET NEW YORK	NEW YORK, NEW YORK	None	Exempt	General Support	150,000
ALLIANCE OF RESIDENT THEATRES / NEW YORK INC.	NEW YORK, NEW YORK	None	Exempt	General Support	100,000
MEET THE COMPOSER, INC.	NEW YORK, NEW YORK	None	Exempt	General Support	100,000
NATURAL RESOURCES DEFENSE COUNCIL, INC.	NEW YORK, NEW YORK	None	Exempt	General Support	50,000
THE CULTURE PROJECT	NEW YORK, NEW YORK	None	Exempt	General Support	50,000
BRONX RIVER ALLIANCE INC.	BRONX, NEW YORK	None	Exempt	General Support	40,000
LINCOLN CENTER THEATRE	NEW YORK, NEW YORK	None	Exempt	General Support	100,000
RESEARCH FDN OF THE CITY UNIVERSITY OF NY	NEW YORK, NEW YORK	None	Exempt	General Support	100,000
SOCIETY- PRESERVATION OF WEEKSVILLE & BEDFORD	BROOKLYN, NEW YORK	None	Exempt	General Support	75,000
NEW YORK FOUNDATION FOR THE ARTS, INC.	BROOKLYN, NEW YORK	None	Exempt	General Support	100,000
SNUG HARBOR CULTURAL CENTER, INC.	STATEN ISLAND, NEW YORK	None	Exempt	General Support	75,000
ST. ANN'S WARHOUSE INC.	BROOKLYN, NEW YORK	None	Exempt	General Support	75,000
JEWISH THEOLOGICAL SEMINARY	NEW YORK, NEW YORK	None	Exempt	General Support	100,000
INTERNATIONALS NETWORK FOR NEW YORK	NEW YORK, NEW YORK	None	Exempt	General Support	135,000
52ND STREET PROJECT	NEW YORK, NEW YORK	None	Exempt	General Support	100,000
TOTAL GRANTS PAID					**8,085,508**

TAX PREPARER AHA
TRUST ADMINISTRATOR JL1
INVESTMENT OFFICER BA5

LEGEND P - FEDERAL S - STATE I - INHERITED
E - EXEMPT FROM STATE U - ACQ COST UNKNOWN

PROPERTY DESCRIPTION	SHARES	DATE	SALES PRICE	COST BASIS	GAIN/LOSS	TERM
1100 0000 AFLAC INC - 001055102 - MINOR = 31000						
SOLD		01/21/2009	38922 42			
ACQ	1100 0000	01/03/2008	38922 42	69465 11	-30542 69	LT15
1900 0000 AFLAC INC - 001055102 - MINOR = 31000						
SOLD		02/23/2009	31577 63			
ACQ	1900 0000	01/03/2008	31577 63	119985 19	-88407 56	LT15
763 0000 AOL INC - 00184X105						
SOLD		12/10/2009	17649 71			
ACQ	124 0000	10/10/2008	2868 37	1948 43	919 94	LT15
	148 0000	10/21/2008	3423 53	2621 71	801 82	LT15
	140 0000	12/05/2008	3238 48	2115 22	1123 26	LT15
	27 0000	12/05/2008	624 56	407 21	217 35	LT15
	188 0000	01/15/2009	4348 81	3014 01	1334 80	ST
	136 0000	02/20/2009	3145 95	1719 49	1426 46	ST
FOUND UPDATE						
0000 AT&T CORP - 001957109 - MINOR = 31001						
SOLD		02/20/2009	1562 52			
ACQ	0000		1562 52	0 00	1562 52	LT15
CHANGED 02/23/09 AW4						
0000 AT&T CORP - 001957109 - MINOR = 31001						
SOLD		05/08/2009	20 81			
ACQ	0000		20 81	0 00	20 81	LT15
CHANGED 05/11/09 AW4						
1700 0000 AT&T INC - 00206R102 - MINOR = 31000						
SOLD		01/28/2009	43080 24			
ACQ	200 0000	10/10/2007	5068 26	8407 20	-3338 94	LT15
	1500 0000	01/10/2008	38011 98	58282 80	-20270 82	LT15
2800 0000 AT&T INC - 00206R102 - MINOR = 31000						
SOLD		06/30/2009	69046 22			
ACQ	2800 0000	01/10/2008	69046 22	108794 56	-39748 34	LT15
3800 0000 AT&T INC - 00206R102 - MINOR = 31000						
SOLD		10/01/2009	102217 37			
ACQ	3800 0000	01/10/2008	102217 37	147649 76	-45432 39	LT15
150000 0000 AT&T INC - 00206RAN2						
SOLD		01/29/2009	150793 50		SUB TRUST P10544206	
ACQ	150000 0000	05/08/2008	150793 50	149424 00	1369 50	ST
100000 0000 AT&T INC - 00206RAS1						
SOLD		06/12/2009	102197 00		SUB TRUST P10544206	
ACQ	59000 0000	01/30/2009	60296 23	59533 36	762 87	ST
	41000 0000	01/30/2009	41900 77	41218 94	681 83	ST
1100 0000 ABBOTT LABS - 002824100 - MINOR = 31001						
SOLD		02/06/2009	62666 59			
ACQ	1100 0000	01/10/2008	62666 59	66604 34	-3937 75	LT15
1200 0000 ABBOTT LABS - 002824100 - MINOR = 31001						
SOLD		02/27/2009	58111 53			
ACQ	900 0000	01/10/2008	43583 65	54494 46	-10910 81	LT15
	300 0000	10/22/2007	14527 88	15434 43	-906 55	LT15
800 0000 ABBOTT LABS - 002824100 - MINOR = 31001						
SOLD		03/10/2009	37632 96			
ACQ	800 0000	10/22/2007	37632 96	41158 48	-3525 52	LT15
2000 0000 ABBOTT LABS - 002824100 - MINOR = 31001						
SOLD		06/30/2009	92758 61			
ACQ	300 0000	11/08/2006	13913 79	14218 92	-305 13	LT15
	1000 0000	10/22/2007	46379 31	51448 10	-5068 80	LT15
	700 0000	01/06/2009	32465 51	35486 08	-3020 57	ST
2000 0000 ABBOTT LABS - 002824100 - MINOR = 31001						
SOLD		07/29/2009	90987 05			
ACQ	2000 0000	11/08/2006	90987 05	94792 80	-3805 75	LT15
1500 0000 ABBOTT LABS - 002824100 - MINOR = 31001						
SOLD		10/01/2009	74383 08			
ACQ	1500 0000	11/08/2006	74383 08	71094 60	3288 48	LT15
1400 0000 ADVANCED AUTO PARTS INC - 00751Y106 - MINOR = 31000						
SOLD		01/21/2009	43646 52			
ACQ	1400 0000	01/07/2008	43646 52	50243 76	-6597 24	LT15
1000 0000 ADVANCED AUTO PARTS INC - 00751Y106 - MINOR = 31000						
SOLD		02/04/2009	33529 36			
ACQ	1000 0000	01/07/2008	33529 36	35888 40	-2359 04	LT15
100 0000 ADVANCED AUTO PARTS INC - 00751Y106 - MINOR = 31000						
SOLD		03/02/2009	3754 06			
ACQ	100 0000	01/07/2008	3754 06	3588 84	165 22	LT15
900 0000 ADVANCED AUTO PARTS INC - 00751Y106 - MINOR = 31000						
SOLD		03/02/2009	33123 41			
ACQ	900 0000	01/07/2008	33123 41	32299 56	823 85	LT15
200 0000 ADVANCED AUTO PARTS INC - 00751Y106 - MINOR = 31000						
SOLD		03/02/2009	7455 26			
ACQ	200 0000	01/07/2008	7455 26	7177 68	277 58	LT15
200 0000 ADVANCED AUTO PARTS INC - 00751Y106 - MINOR = 31000						
SOLD		03/02/2009	7352 48			
ACQ	200 0000	01/07/2008	7352 48	7177 68	174 80	LT15
1300 0000 ADVANCED AUTO PARTS INC - 00751Y106 - MINOR = 31000						
SOLD		03/10/2009	49330 30			
ACQ	1300 0000	01/07/2008	49330 30	46654 92	2675 38	LT15
900 0000 ADVANCED AUTO PARTS INC - 00751Y106 - MINOR = 31000						
SOLD		04/01/2009	37892 09			
ACQ	100 0000	04/28/2008	4210 23	3521 97	688 26	ST
	100 0000	04/28/2008	4210 23	3522 36	687 87	ST
	700 0000	04/28/2008	29471 63	24645 74	4825 89	ST

TRUST YEAR ENDING 12/31/2009

TAX PREPARER AHA
TRUST ADMINISTRATOR JL1
INVESTMENT OFFICER BAS

LEGEND F - FEDERAL S - STATE I - INHERITED
E - EXEMPT FROM STATE U - ACQ COST UNKNOWN

PROPERTY DESCRIPTION	SHARES	DATE	SALES PRICE	COST BASIS	GAIN/LOSS	TERM
500 0000 ADVANCED AUTO PARTS INC - 00751Y106 - MINOR = 31000						
SOLD		06/30/2009	20676 46			
ACQ	500 0000	04/28/2008	20676 46	17604 10	3072 36	LT15
600 0000 ADVANCED AUTO PARTS INC - 00751Y106 - MINOR = 31000						
SOLD		07/29/2009	27175 46			
ACQ	600 0000	04/28/2008	27175 46	21124 92	6050 54	LT15
500 0000 ADVANCED AUTO PARTS INC - 00751Y106 - MINOR = 31000						
SOLD		10/01/2009	19223 50			
ACQ	500 0000	08/13/2009	19223 50	21663 75	-2440 25	ST
3800 0000 AETNA INC - 00817Y108 - MINOR = 31000						
SOLD		04/01/2009	91713 17			
ACQ	3800 0000	01/09/2008	91713 17	223783 52	-132070 35	LT15
1900 0000 AETNA INC - 00817Y108 - MINOR = 31000						
SOLD		04/09/2009	48003 79			
ACQ	1900 0000	01/09/2008	48003 79	111891 76	-63887 97	LT15
2100 0000 AETNA INC - 00817Y108 - MINOR = 31000						
SOLD		10/01/2009	59380 38			
ACQ	900 0000	01/09/2008	25448 73	53001 36	-27552 63	LT15
	700 0000	06/03/2009	19793 46	18188 80	1604 66	ST
	500 0000	07/28/2009	14138 19	14361 05	-222 86	ST
50000 0000 ALABAMA POWER CO - 010392EZ7						
SOLD		04/30/2009	51250 50		SUB TRUST P10544206	
ACQ	50000 0000	05/08/2008	51250 50	49870 50	1380 00	ST
40000 0000 ALBERTA ENERGY CO LTD - 012873AK1 - MINOR = 31000						
SOLD		09/09/2009	45221 20		SUB TRUST P10544206	
ACQ	40000 0000	01/09/2002	45221 20	40228 80	4992 40	LT15
1795000 0000 FNMA - 01F042418 - MINOR = 02311						
SOLD		01/07/2009	1853477 73		SUB TRUST P10544206	
ACQ	1795000 0000	12/08/2008	1853477 73	1799627 73	53850 00	ST
1130000 0000 FNMA - 01F042418 - MINOR = 02311						
SOLD		12/09/2009	1176789 06		SUB TRUST P10544206	
ACQ	1130000 0000	12/07/2009	1176789 06	1175906 25	882 81	ST
CHANGED 11/04/10 KJ						
665000 0000 FNMA - 01F042426 - MINOR = 02311						
SOLD		02/03/2009	674767 19		SUB TRUST P10544206	
ACQ	665000 0000	01/07/2009	674767 19	684846 09	-10078 90	ST
1130000 0000 FNMA - 01F042426 - MINOR = 02311						
SOLD		02/06/2009	1146243 75		SUB TRUST P10544206	
ACQ	1130000 0000	01/07/2009	1146243 75	1163723 44	-17479 69	ST
1130000 0000 FNMA - 01F042434 - MINOR = 02311						
SOLD		03/03/2009	1151540 63		SUB TRUST P10544206	
ACQ	1130000 0000	02/06/2009	1151540 63	1143065 63	8475 00	ST
1130000 0000 FNMA - 01F042442 - MINOR = 02311						
SOLD		04/06/2009	1162399 22		SUB TRUST P10544206	
ACQ	1130000 0000	03/03/2009	1162399 22	1148185 94	14213 28	ST
1130000 0000 FNMA - 01F042459 - MINOR = 02311						
SOLD		05/04/2009	1158603 13		SUB TRUST P10544206	
ACQ	1130000 0000	04/06/2009	1158603 13	1159044 53	-441 40	ST
1130000 0000 FNMA 4 50% CMTMT - 01F042467 - MINOR = 02311						
SOLD		06/01/2009	1155601 56		SUB TRUST P10544206	
ACQ	1130000 0000	05/04/2009	1155601 56	1155513 28	88 28	ST
565000 0000 FNMA 4 50% CMTMT - 01F042475 - MINOR = 02311						
SOLD		07/06/2009	577182 81		SUB TRUST P10544206	
ACQ	565000 0000	06/01/2009	577182 81	576079 30	1103 51	ST
565000 0000 FNMA 4 50% CMTMT - 01F042475 - MINOR = 02311						
SOLD		07/08/2009	578639 45		SUB TRUST P10544206	
ACQ	565000 0000	06/01/2009	578639 45	576079 29	2560 16	ST
1130000 0000 FNMA 4 1/2% CMT - 01F042483 - MINOR = 02311						
SOLD		08/07/2009	1149598 44		SUB TRUST P10544206	
ACQ	565000 0000	07/06/2009	574799 22	575240 63	-441 41	ST
	565000 0000	07/08/2009	574799 22	576719 34	-1920 12	ST
1130000 0000 FNMA - 01F042491 - MINOR = 02310						
SOLD		09/02/2009	1162752 34		SUB TRUST P10544206	
ACQ	1130000 0000	08/07/2009	1162752 34	1145802 34	16950 00	ST
1130000 0000 FNMA - 01F0424A8 - MINOR = 02311						
SOLD		10/07/2009	1175729 69		SUB TRUST P10544206	
ACQ	1130000 0000	09/02/2009	1175729 69	1158779 69	16950 00	ST
1130000 0000 FNMA - 01F0424B6 - MINOR = 02311						
SOLD		11/09/2009	1175906 25		SUB TRUST P10544206	
ACQ	1130000 0000	10/07/2009	1175906 25	1172110 16	3796 09	ST
1130000 0000 FNMA - 01F0424C4 - MINOR = 02311						
SOLD		12/07/2009	1179702 34		SUB TRUST P10544206	
ACQ	1130000 0000	11/09/2009	1179702 34	1172021 88	7680 46	ST
665000 0000 FNMA - 01F042632 - MINOR = 02311						
SOLD		02/20/2009	671546 09		SUB TRUST P10544206	
ACQ	665000 0000	02/03/2009	671546 09	668948 44	2597 65	ST
635000 0000 FNMA - 01F042632 - MINOR = 02311						
SOLD		03/09/2009	641920 51		SUB TRUST P10544206	
ACQ	635000 0000	02/03/2009	641920 51	638770 31	3150 20	ST
300000 0000 FNMA - 01F042640 - MINOR = 02311						
SOLD		04/01/2009	306539 06		SUB TRUST P10544206	
ACQ	300000 0000	03/09/2009	306539 06	302296 88	4242 18	ST
335000 0000 FNMA - 01F042640 - MINOR = 02311						
SOLD		04/07/2009	340836 33		SUB TRUST P10544206	
ACQ	335000 0000	03/09/2009	340836 33	337564 84	3271 49	ST

TRUST YEAR ENDING 12/31/2009

TAX PREPARER AHA
TRUST ADMINISTRATOR JL1
INVESTMENT OFFICER BA5

LEGEND F - FEDERAL S - STATE I - INHERITED
E - EXEMPT FROM STATE U - ACQ COST UNKNOWN

PROPERTY DESCRIPTION	SHARES	DATE	SALES PRICE	COST BASIS	GAIN/LOSS	TERM
635000 0000 FNMA - 01F042657 - MINOR = 02311						
SOLD		05/07/2009	647377 54		SUB TRUST P10544206	
ACQ	300000 0000	04/01/2009	305847 66	305625 00	222 66	ST
	335000 0000	04/07/2009	341529 88	339815 63	1714 25	ST
635000 0000 FNMA - 01F042665 - MINOR = 02311						
SOLD		06/08/2009	622498 44		SUB TRUST P10544206	
ACQ	635000 0000	05/07/2009	622498 44	645219 53	-22721 09	ST
635000 0000 FNMA - 01F042673 - MINOR = 02311						
SOLD		06/09/2009	618033 59		SUB TRUST P10544206	
ACQ	635000 0000	06/08/2009	618033 59	619918 75	-1885 16	ST
1285000 0000 FNMA - 01F042699						
SOLD		09/09/2009	1292629 69		SUB TRUST P10544206	
ACQ	1285000 0000	08/19/2009	1292629 69	1288965 43	3664 26	ST
215000 0000 FNMA - 01F0426A6 - MINOR = 02311						
SOLD		09/25/2009	217317 97		SUB TRUST P10544206	
ACQ	215000 0000	09/09/2009	217317 97	215503 91	1814 06	ST
875000 0000 FNMA - 01F0426A6 - MINOR = 02311						
SOLD		09/28/2009	886552 73		SUB TRUST P10544206	
ACQ	875000 0000	09/09/2009	886552 73	877050 78	9501 95	ST
195000 0000 FNMA - 01F0426A6 - MINOR = 02311						
SOLD		10/05/2009	198519 14		SUB TRUST P10544206	
ACQ	195000 0000	09/09/2009	198519 14	195457 03	3062 11	ST
705000 0000 FNMA - 01F0426A6 - MINOR = 02311						
SOLD		10/05/2009	717723 05		SUB TRUST P10544206	
ACQ	705000 0000	09/01/2009	717723 05	705000 00	12723 05	ST
900000 0000 FNMA - 01F0426B4 - MINOR = 02311						
SOLD		11/05/2009	909210 94		SUB TRUST P10544206	
ACQ	900000 0000	10/05/2009	909210 94	913218 75	-4007 81	ST
1020000 0000 FNMA - 01F0426C2 - MINOR = 02311						
SOLD		12/02/2009	1040997 66		SUB TRUST P10544206	
ACQ	1020000 0000	11/20/2009	1040997 66	1038009 38	2988 28	ST
900000 0000 FNMA - 01F0426C2 - MINOR = 02311						
SOLD		12/02/2009	918527 34		SUB TRUST P10544206	
ACQ	900000 0000	11/05/2009	918527 34	905625 00	12902 34	ST
1495000 0000 FNMA - 01F050411 - MINOR = 02311						
SOLD		01/08/2009	1549427 34		SUB TRUST P10544206	
ACQ	1495000 0000	12/08/2008	1549427 34	1508723 63	40703 71	ST
260000 0000 FNMA - 01F050429 - MINOR = 02070						
SOLD		02/03/2009	266500 00		SUB TRUST P10544206	
ACQ	260000 0000	01/08/2009	266500 00	268744 53	-2244 53	ST
1235000 0000 FNMA - 01F050429 - MINOR = 02070						
SOLD		02/05/2009	1263173 44		SUB TRUST P10544206	
ACQ	1235000 0000	01/08/2009	1263173 44	1276536 52	-13363 08	ST
1235000 0000 FNMA - 01F050437 - MINOR = 02311						
SOLD		03/03/2009	1271953 52		SUB TRUST P10544206	
ACQ	1235000 0000	02/05/2009	1271953 52	1259796 48	12157 04	ST
1235000 0000 FNMA - 01F050445 - MINOR = 02311						
SOLD		04/06/2009	1280444 14		SUB TRUST P10544206	
ACQ	1235000 0000	03/03/2009	1280444 14	1268480 08	11964 06	ST
1235000 0000 FNMA 5% CMTMT - 01F050452 - MINOR = 02221						
SOLD		05/05/2009	1277260 16		SUB TRUST P10544206	
ACQ	1235000 0000	04/06/2009	1277260 16	1277018 94	241 22	ST
1235000 0000 FNMA DWARF 5% CMTMT - 01F050460 - MINOR = 02221						
SOLD		06/03/2009	1276198 83		SUB TRUST P10544206	
ACQ	1235000 0000	05/05/2009	1276198 83	1274655 08	1543 75	ST
1235000 0000 FNMA DWARF 5% CMT - 01F050478 - MINOR = 02320						
SOLD		07/07/2009	1281408 98		SUB TRUST P10544206	
ACQ	1235000 0000	06/03/2009	1281408 98	1272918 36	8490 62	ST
1235000 0000 FNMA DWARF 5 0% CMT - 01F050486 - MINOR = 02311						
SOLD		08/06/2009	1276005 86		SUB TRUST P10544206	
ACQ	1235000 0000	07/07/2009	1276005 86	1277453 13	-1447 27	ST
1235000 0000 FNMA - 01F050494 - MINOR = 02311						
SOLD		09/10/2009	1291153 91		SUB TRUST P10544206	
ACQ	1235000 0000	08/06/2009	1291153 91	1272387 70	18766 21	ST
1235000 0000 FNMA - 01F0504A1 - MINOR = 02311						
SOLD		10/08/2009	1300223 44		SUB TRUST P10544206	
ACQ	1235000 0000	09/10/2009	1300223 44	1287005 08	13218 36	ST
1235000 0000 FNMA - 01F0504B9 - MINOR = 02311						
SOLD		10/27/2009	1297135 94		SUB TRUST P10544206	
ACQ	1235000 0000	10/08/2009	1297135 94	1296701 76	434 18	ST
1235000 0000 FNMA - 01F0504C7 - MINOR = 02311						
SOLD		12/09/2009	1310161 33		SUB TRUST P10544206	
ACQ	1235000 0000	10/27/2009	1310161 33	1293276 56	16884 77	ST
1640000 0000 FNMA - 01F050635 - MINOR = 02311						
SOLD		03/09/2009	1678629 69		SUB TRUST P10544206	
ACQ	1640000 0000	02/03/2009	1678629 69	1666137 50	12492 19	ST
1640000 0000 FNMA - 01F050643 - MINOR = 02311						
SOLD		04/06/2009	1686893 75		SUB TRUST P10544206	
ACQ	1640000 0000	03/09/2009	1686893 75	1672800 00	14093 75	ST
1640000 0000 FNMA - 01F050650 - MINOR = 02311						
SOLD		05/05/2009	1686637 50		SUB TRUST P10544206	
ACQ	1640000 0000	04/06/2009	1686637 50	1682025 00	4612 50	ST
1640000 0000 FNMA - 01F050668 - MINOR = 02311						
SOLD		06/04/2009	1669853 13		SUB TRUST P10544206	
ACQ	1640000 0000	05/05/2009	1669853 13	1682025 00	-12171 87	ST

TAX PREPARER AHA
TRUST ADMINISTRATOR JL1
INVESTMENT OFFICER BA5

LEGEND F - FEDERAL S - STATE I - INHERITED
E - EXEMPT FROM STATE U - ACQ COST UNKNOWN

PROPERTY DESCRIPTION	SHARES	DATE	SALES PRICE	COST BASIS	GAIN/LOSS	TERM
990000 0000 FNMA 5% CMT - 01F050676 - MINOR = 02071						
SOLD		06/09/2009	990773 44		SUB TRUST P10544206	
ACQ	990000 0000	06/04/2009	990773 44	1004231 25	-13457 81	ST
650000 0000 FNMA 5% CMT - 01F050676 - MINOR = 02071						
SOLD		07/07/2009	664167 97		SUB TRUST P10544206	
ACQ	650000 0000	06/04/2009	664167 97	659343 75	4824 22	ST
945000 0000 FNMA 30 YR 5% CMT - 01F050684 - MINOR = 02320						
SOLD		07/29/2009	963161 72		SUB TRUST P10544206	
ACQ	650000 0000	07/07/2009	662492 19	661781 25	710 94	ST
	295000 0000	07/22/2009	300669 53	301453 13	-783 60	ST
160000 0000 FNMA - 01F050692 - MINOR = 02311						
SOLD		09/08/2009	164331 25		SUB TRUST P10544206	
ACQ	160000 0000	08/19/2009	164331 25	163618 75	712 50	ST
160000 0000 FNMA - 01F0506A9 - MINOR = 02311						
SOLD		10/06/2009	165993 75		SUB TRUST P10544206	
ACQ	160000 0000	09/08/2009	165993 75	163700 00	2293 75	ST
160000 0000 FNMA - 01F0506B7 - MINOR = 02311						
SOLD		11/05/2009	165531 25		SUB TRUST P10544206	
ACQ	160000 0000	10/06/2009	165531 25	165400 00	131 25	ST
160000 0000 FNMA - 01F0506C5						
SOLD		12/07/2009	166893 75		SUB TRUST P10544206	
ACQ	160000 0000	11/05/2009	166893 75	164850 00	2043 75	ST
2655000 0000 FNMA DWARF 5 1/2% CMT - 01F052417 - MINOR = 02311						
SOLD		01/08/2009	2760162 89		SUB TRUST P10544206	
ACQ	2655000 0000	12/08/2008	2760162 89	2697314 06	62848 83	ST
2075000 0000 FNMA DWARF 5 1/2% CMT - 01F052425 - MINOR = 02311						
SOLD		02/03/2009	2139843 75		SUB TRUST P10544206	
ACQ	2075000 0000	01/08/2009	2139843 75	2151515 63	-11671 88	ST
580000 0000 FNMA DWARF 5 1/2% CMT - 01F052425 - MINOR = 02311						
SOLD		02/05/2009	597422 66		SUB TRUST P10544206	
ACQ	580000 0000	01/08/2009	597422 66	601387 50	-3964 84	ST
580000 0000 FNMA DWARF 5 1/2% CMTMT - 01F052433 - MINOR = 02311						
SOLD		03/02/2009	601976 57		SUB TRUST P10544206	
ACQ	580000 0000	02/05/2009	601976 57	595859 38	6117 19	ST
580000 0000 FNMA DWARF 5 1/2% CMT - 01F052441 - MINOR = 02311						
SOLD		04/07/2009	605080 47		SUB TRUST P10544206	
ACQ	580000 0000	03/02/2009	605080 47	600390 63	4689 84	ST
580000 0000 FNMA DWARF 5 1/2% CMT - 01F052458 - MINOR = 02311						
SOLD		05/07/2009	604196 88		SUB TRUST P10544206	
ACQ	580000 0000	04/07/2009	604196 88	603653 13	543 75	ST
580000 0000 FNMA DWARF 5 1/2% CMTMT - 01F052466 - MINOR = 02311						
SOLD		06/01/2009	604921 88		SUB TRUST P10544206	
ACQ	580000 0000	05/07/2009	604921 88	603109 38	1812 50	ST
580000 0000 FNMA DWARF 5 1/2% CMT - 01F052474 - MINOR = 02311						
SOLD		07/06/2009	606847 66		SUB TRUST P10544206	
ACQ	580000 0000	06/01/2009	606847 66	603562 50	3285 16	ST
580000 0000 FNMA DWARF 5 5% CMT - 01F052482 - MINOR = 02311						
SOLD		08/11/2009	606326 56		SUB TRUST P10544206	
ACQ	580000 0000	07/06/2009	606326 56	605012 50	1314 06	ST
580000 0000 FNMA - 01F052490 - MINOR = 02011						
SOLD		09/04/2009	611084 38		SUB TRUST P10544206	
ACQ	580000 0000	08/11/2009	611084 38	604650 00	6434 38	ST
580000 0000 FNMA - 01F0524A7 - MINOR = 02311						
SOLD		10/06/2009	614550 78		SUB TRUST P10544206	
ACQ	580000 0000	09/04/2009	614550 78	609271 88	5278 90	ST
580000 0000 FNMA - 01F0524B5 - MINOR = 02311						
SOLD		11/04/2009	616046 09		SUB TRUST P10544206	
ACQ	580000 0000	10/06/2009	616046 09	612987 50	3058 59	ST
580000 0000 FNMA - 01F0524C3 - MINOR = 02311						
SOLD		12/03/2009	619625 78		SUB TRUST P10544206	
ACQ	580000 0000	11/04/2009	619625 78	614256 25	5369 53	ST
820000 0000 FNMA 5 50% CMTMT - 01F052680 - MINOR = 02320						
SOLD		08/04/2009	846650 00		SUB TRUST P10544206	
ACQ	820000 0000	07/22/2009	846650 00	849468 75	-2818 75	ST
820000 0000 FNMA - 01F052698 - MINOR = 02311						
SOLD		09/08/2009	854497 66		SUB TRUST P10544206	
ACQ	820000 0000	08/04/2009	854497 66	843831 25	10666 41	ST
600000 0000 FNMA - 01F0526A5 - MINOR = 02311						
SOLD		09/25/2009	627562 50		SUB TRUST P10544206	
ACQ	600000 0000	09/08/2009	627562 50	623062 50	4500 00	ST
220000 0000 FNMA - 01F0526A5 - MINOR = 02311						
SOLD		10/05/2009	230673 44		SUB TRUST P10544206	
ACQ	220000 0000	09/08/2009	230673 44	228456 25	2217 19	ST
220000 0000 FNMA - 01F0526B3 - MINOR = 02311						
SOLD		11/06/2009	231592 97		SUB TRUST P10544206	
ACQ	220000 0000	10/05/2009	231592 97	229934 38	1658 59	ST
220000 0000 FNMA - 01F0526C1						
SOLD		12/04/2009	232503 91		SUB TRUST P10544206	
ACQ	220000 0000	11/06/2009	232503 91	230725 00	1778 91	ST
860000 0000 FNMA 6% CMT - 01F060618 - MINOR = 02311						
SOLD		01/06/2009	893056 25		SUB TRUST P10544206	
ACQ	860000 0000	12/08/2008	893056 25	877771 09	15285 16	ST
6245000 0000 FNMA 6% CMT - 01F060618 - MINOR = 02311						
SOLD		01/08/2009	6489433 20		SUB TRUST P10544206	
ACQ	5385000 0000	12/08/2008	5595772 26	5496275 98	99496 28	ST
	860000 0000	12/08/2008	893660 94	876662 50	16998 44	ST

TRUST YEAR ENDING 12/31/2009

TAX PREPARER AHA
TRUST ADMINISTRATOR JL1
INVESTMENT OFFICER BA5

LEGEND F - FEDERAL S - STATE I - INHERITED
E - EXEMPT FROM STATE U - ACQ COST UNKNOWN

PROPERTY DESCRIPTION	SHARES	DATE	SALES PRICE	COST BASIS	GAIN/LOSS	TERM
860000 0000 FNMA 6% CMT - 01F060626 - MINOR = 02311						
SOLD		01/23/2009	887681 25		SUB TRUST P10544206	
ACQ	860000 0000	01/08/2009	887681 25	891376 56	-3695 31	ST
860000 0000 FNMA 6% CMT - 01F060626 - MINOR = 02311						
SOLD		02/03/2009	887143 75		SUB TRUST P10544206	
ACQ	860000 0000	01/08/2009	887143 75	891376 56	-4232 81	ST
6245000 0000 FNMA 6% CMT - 01F060626 - MINOR = 02311						
SOLD		02/03/2009	6442107 81		SUB TRUST P10544206	
ACQ	860000 0000	01/06/2009	887143 75	890503 13	-3359 38	ST
	4525000 0000	01/08/2009	4667820 31	4690091 80	-22271 49	ST
	860000 0000	01/23/2009	887143 75	887681 25	-537 50	ST
580000 0000 FNMA (TBA) DD 12/01/98 6 000% DUE 12/15/49 - 01F0606C4 - MINOR = 02311						
SOLD		11/25/2009	620962 50		SUB TRUST P10544206	
ACQ	580000 0000	11/04/2009	620962 50	613712 50	7250 00	ST
510000 0000 FNMA (TBA) DD 12/01/98 6 000% DUE 12/15/49 - 01F0606C4 - MINOR = 02311						
SOLD		12/02/2009	545600 39		SUB TRUST P10544206	
ACQ	510000 0000	11/04/2009	545600 39	539643 75	5956 64	ST
665000 0000 FNMA 6 1/2% CMT - 01F062630 - MINOR = 02310						
SOLD		03/05/2009	694873 05		SUB TRUST P10544206	
ACQ	665000 0000	02/03/2009	694873 05	690560 94	4312 11	ST
665000 0000 FNMA 6 1/2% CMT - 01F062648 - MINOR = 02310						
SOLD		04/07/2009	701315 23		SUB TRUST P10544206	
ACQ	665000 0000	03/05/2009	701315 23	692015 63	9299 60	ST
665000 0000 FNMA CMT 6 1/2% - 01F062655 - MINOR = 02310						
SOLD		05/04/2009	704614 26		SUB TRUST P10544206	
ACQ	665000 0000	04/07/2009	704614 26	698457 81	6156 45	ST
665000 0000 FNMA 6 1/2% CMTMT - 01F062663 - MINOR = 02311						
SOLD		06/08/2009	710822 66		SUB TRUST P10544206	
ACQ	665000 0000	05/04/2009	710822 66	701990 63	8832 03	ST
665000 0000 FNMA 6 50% CMT - 01F062671 - MINOR = 02311						
SOLD		07/07/2009	709393 94		SUB TRUST P10544206	
ACQ	665000 0000	06/08/2009	709393 94	707809 38	1584 56	ST
50000 0000 FNMA (TBA) DD 08/01/98 6 500% DUE 08/15/49 - 01F062689 - MINOR = 02311						
SOLD		07/22/2009	53468 75		SUB TRUST P10544206	
ACQ	50000 0000	07/09/2009	53468 75	53500 00	-31 25	ST
795000 0000 FNMA (TBA) DD 08/01/98 6 500% DUE 08/15/49 - 01F062689 - MINOR = 02311						
SOLD		07/22/2009	850153 13		SUB TRUST P10544206	
ACQ	460000 0000	07/07/2009	491912 50	488606 25	3306 25	ST
	205000 0000	07/09/2009	219221 88	218453 13	768 75	ST
	50000 0000	07/09/2009	53468 75	53281 25	187 50	ST
	80000 0000	07/09/2009	85550 00	85600 00	-50 00	ST
205000 0000 FNMA (TBA) DD 08/01/98 6 500% DUE 08/15/49 - 01F062689 - MINOR = 02311						
SOLD		07/22/2009	219221 88		SUB TRUST P10544206	
ACQ	205000 0000	07/07/2009	219221 88	217748 44	1473 44	ST
375000 0000 GNMA - 01N042682						
SOLD		08/13/2009	375000 00		SUB TRUST P10544206	
ACQ	375000 0000	07/22/2009	375000 00	376054 69	-1054 69	ST
375000 0000 GNMA - 01N042690 - MINOR = 02301						
SOLD		09/08/2009	377739 26		SUB TRUST P10544206	
ACQ	375000 0000	08/13/2009	377739 26	373593 75	4145 51	ST
375000 0000 GNMA - 01N0426A7						
SOLD		10/09/2009	381826 17		SUB TRUST P10544206	
ACQ	375000 0000	09/08/2009	381826 17	376347 66	5478 51	ST
375000 0000 GNMA - 01N0426B5						
SOLD		11/12/2009	381591 80		SUB TRUST P10544206	
ACQ	375000 0000	10/09/2009	381591 80	380566 41	1025 39	ST
375000 0000 GNMA - 01N0426C3						
SOLD		12/07/2009	382397 46		SUB TRUST P10544206	
ACQ	375000 0000	11/12/2009	382397 46	380097 66	2299 80	ST
470000 0000 GNMA 30 YR 5% CMT - 01N050636 - MINOR = 02301						
SOLD		03/09/2009	482190 63		SUB TRUST P10544206	
ACQ	470000 0000	02/03/2009	482190 63	478518 75	3671 88	ST
470000 0000 GNMA 30 YR 5% CMT - 01N050644						
SOLD		04/09/2009	488763 28		SUB TRUST P10544206	
ACQ	470000 0000	03/09/2009	488763 28	480207 81	8555 47	ST
470000 0000 GNMA - 01N050651						
SOLD		05/11/2009	486376 56		SUB TRUST P10544206	
ACQ	470000 0000	04/09/2009	486376 56	487037 50	-660 94	ST
470000 0000 GNMA 5 1/2% CMT - 01N050669 - MINOR = 02211						
SOLD		06/09/2009	473708 59		SUB TRUST P10544206	
ACQ	470000 0000	05/11/2009	473708 59	484760 94	-11052 35	ST
470000 0000 GNMA - 01N050677 - MINOR = 02301						
SOLD		07/13/2009	483934 77		SUB TRUST P10544206	
ACQ	470000 0000	06/09/2009	483934 77	471689 06	12245 71	ST
625000 0000 GNMA 30YR 5% CMT - 01N050685 - MINOR = 02311						
SOLD		07/29/2009	638964 84		SUB TRUST P10544206	
ACQ	470000 0000	07/13/2009	480501 56	482117 19	-1615 63	ST
	155000 0000	07/22/2009	158463 28	158705 47	-242 19	ST
1045000 0000 GNMA 30 YR 5 1/2% CMT - 01N052632						
SOLD		03/09/2009	1078554 30		SUB TRUST P10544206	
ACQ	1045000 0000	02/03/2009	1078554 30	1070145 31	8408 99	ST
1045000 0000 GNMA 30 YR 5 1/2% CMT - 01N052640						
SOLD		04/15/2009	1093494 53		SUB TRUST P10544206	
ACQ	1045000 0000	03/09/2009	1093494 53	1075370 31	18124 22	ST

TAX PREPARER AHA
TRUST ADMINISTRATOR JL1
INVESTMENT OFFICER BA5

LEGEND F - FEDERAL S - STATE I - INHERITED
E - EXEMPT FROM STATE U - ACQ COST UNKNOWN

PROPERTY DESCRIPTION	SHARES	DATE	SALES PRICE	COST BASIS	GAIN/LOSS	TERM
1045000 0000 GNMA - CMT - 01N052657 - MINOR = 02211						
SOLD		05/11/2009	1087004 10		SUB TRUST P10544206	
ACQ	1045000 0000	04/15/2009	1087004 10	1091045 31	-4041 21	ST
1045000 0000 GNMA 30 YR 5 1/2% CMT - 01N052665						
SOLD		06/10/2009	1067777 73		SUB TRUST P10544206	
ACQ	1045000 0000	05/11/2009	1067777 73	1084187 50	-16409 77	ST
1045000 0000 GNMA - 01N052673						
SOLD		07/13/2009	1088187 89		SUB TRUST P10544206	
ACQ	1045000 0000	06/10/2009	1088187 89	1064103 91	24083 98	ST
1045000 0000 GNMA 30 YR 5 1/2% CMT - 01N052681						
SOLD		08/06/2009	1080595 31		SUB TRUST P10544206	
ACQ	1045000 0000	07/13/2009	1080595 31	1084840 63	-4245 32	ST
1045000 0000 GNMA - 01N052699 - MINOR = 02300						
SOLD		09/10/2009	1095984 57		SUB TRUST P10544206	
ACQ	1045000 0000	08/06/2009	1095984 57	1076186 72	19797 85	ST
1045000 0000 GNMA - 01N0526A6						
SOLD		10/14/2009	1101903 52		SUB TRUST P10544206	
ACQ	1045000 0000	09/10/2009	1101903 52	1091861 72	10041 80	ST
1045000 0000 GNMA - 01N0526B4						
SOLD		10/28/2009	1099535 94		SUB TRUST P10544206	
ACQ	1045000 0000	10/14/2009	1099535 94	1098719 53	816 41	ST
1045000 0000 GNMA - 01N0526C2						
SOLD		12/07/2009	1107455 08		SUB TRUST P10544206	
ACQ	1045000 0000	10/28/2009	1107455 08	1095780 47	11674 61	ST
795000 0000 GNMA 30 YR 6% CMT - 01N060635 - MINOR = 02301						
SOLD		03/06/2009	822949 22		SUB TRUST P10544206	
ACQ	795000 0000	02/03/2009	822949 22	817483 59	5465 63	ST
795000 0000 GNMA 30 YR 6% CMT - 01N060643 - MINOR = 02301						
SOLD		04/13/2009	833507 81		SUB TRUST P10544206	
ACQ	795000 0000	03/06/2009	833507 81	820837 50	12670 31	ST
795000 0000 GNMA (TBA) DD 05/01/98 6 000% DUE 05/15/49 - 01N060650 - MINOR = 02300						
SOLD		05/12/2009	833694 14		SUB TRUST P10544206	
ACQ	795000 0000	04/13/2009	833694 14	832017 19	1676 95	ST
795000 0000 GNMA 6% CMT - 01N060668						
SOLD		06/04/2009	831768 75		SUB TRUST P10544206	
ACQ	795000 0000	05/12/2009	831768 75	832265 63	-496 88	ST
795000 0000 GNSF POOL NO 12365 - 01N060676						
SOLD		07/09/2009	834594 73		SUB TRUST P10544206	
ACQ	795000 0000	06/04/2009	834594 73	830153 91	4440 82	ST
1090000 0000 GNMA - 01N060684						
SOLD		08/10/2009	1140412 50		SUB TRUST P10544206	
ACQ	795000 0000	07/09/2009	831768 75	832389 84	-621 09	ST
	295000 0000	07/22/2009	308643 75	309554 10	-910 35	ST
1090000 0000 GNMA - 01N060692 - MINOR = 02301						
SOLD		09/10/2009	1153483 98		SUB TRUST P10544206	
ACQ	1090000 0000	08/10/2009	1153483 98	1136325 00	17158 98	ST
1090000 0000 GNMA - 01N0606A9 - MINOR = 02301						
SOLD		10/08/2009	1155570 31		SUB TRUST P10544206	
ACQ	1090000 0000	09/10/2009	1155570 31	1149950 00	5620 31	ST
1090000 0000 GNMA - 01N0606B7 - MINOR = 02301						
SOLD		10/28/2009	1155400 00		SUB TRUST P10544206	
ACQ	1090000 0000	10/08/2009	1155400 00	1153015 63	2384 37	ST
1090000 0000 GNMA - 01N0606C5 - MINOR = 02301						
SOLD		11/04/2009	1154292 97		SUB TRUST P10544206	
ACQ	510000 0000	10/28/2009	540082 03	539165 63	916 40	ST
	580000 0000	11/25/2009	614210 94	620237 50	-6026 56	ST
580000 0000 GNMA - 01N0606C5 - MINOR = 02301						
SOLD		12/08/2009	620600 00		SUB TRUST P10544206	
ACQ	580000 0000	10/28/2009	620600 00	613168 75	7431 25	ST
1175000 0000 GNMA (TBA) DD 01/01/98 6 500% DUE 01/15/49 - 01N062615 - MINOR = 02301						
SOLD		01/06/2009	1227691 41		SUB TRUST P10544206	
ACQ	995000 0000	12/09/2008	1039619 53	1022673 44	16946 09	ST
	50000 0000	12/12/2008	52242 19	51546 88	695 31	ST
	130000 0000	12/12/2008	135829 69	134042 19	1787 50	ST
50000 0000 GNMA (TBA) DD 01/01/98 6 500% DUE 01/15/49 - 01N062615 - MINOR = 02301						
SOLD		01/07/2009	52191 41		SUB TRUST P10544206	
ACQ	50000 0000	12/09/2008	52191 41	51390 62	800 79	ST
130000 0000 GNMA (TBA) DD 01/01/98 6 500% DUE 01/15/49 - 01N062615 - MINOR = 02301						
SOLD		01/12/2009	135565 63		SUB TRUST P10544206	
ACQ	130000 0000	12/09/2008	135565 63	133615 63	1950 00	ST
970000 0000 GNMA (TBA) DD 02/01/98 6 500% DUE 02/15/49 - 01N062623 - MINOR = 02301						
SOLD		02/03/2009	1005768 75		SUB TRUST P10544206	
ACQ	970000 0000	01/06/2009	1005768 75	1010618 75	-4850 00	ST
130000 0000 GNMA (TBA) DD 02/01/98 6 500% DUE 02/15/49 - 01N062623 - MINOR = 02301						
SOLD		02/09/2009	134895 31		SUB TRUST P10544206	
ACQ	130000 0000	01/06/2009	134895 31	135443 75	-548 44	ST
205000 0000 GNMA (TBA) DD 02/01/98 6 500% DUE 02/15/49 - 01N062623 - MINOR = 02301						
SOLD		02/10/2009	212783 59		SUB TRUST P10544206	
ACQ	75000 0000	01/06/2009	77847 65	78140 63	-292 98	ST
	50000 0000	01/07/2009	51898 44	52046 88	-148 44	ST
	80000 0000	01/12/2009	83037 50	83250 00	-212 50	ST
50000 0000 GNMA (TBA) DD 02/01/98 6 500% DUE 02/15/49 - 01N062623 - MINOR = 02301						
SOLD		02/12/2009	52103 52		SUB TRUST P10544206	
ACQ	50000 0000	01/12/2009	52103 52	52031 25	72 27	ST

TRUST YEAR ENDING 12/31/2009

TAX PREPARER AHA
TRUST ADMINISTRATOR JL1
INVESTMENT OFFICER BA5

LEGEND F - FEDERAL S - STATE I - INHERITED
E - EXEMPT FROM STATE U - ACQ COST UNKNOWN

PROPERTY DESCRIPTION	SHARES	DATE	SALES PRICE	COST BASIS	GAIN/LOSS	TERM
130000 0000 GNMA (TBA) DD 03/01/98 6 500% DUE 03/15/49 - 01N062631 - MINOR = 02300						
SOLD		03/06/2009	135494 53		SUB TRUST P10544206	
ACQ	80000 0000	02/10/2009	83381 25	82875 00	506 25	ST
	50000 0000	02/12/2009	52113 28	52015 63	97 65	ST
50000 0000 GNMA (TBA) DD 03/01/98 6 500% DUE 03/15/49 - 01N062631 - MINOR = 02300						
SOLD		03/10/2009	52085 94		SUB TRUST P10544206	
ACQ	50000 0000	02/10/2009	52085 94	51796 88	289 06	ST
205000 0000 GNMA (TBA) DD 03/01/98 6 500% DUE 03/15/49 - 01N062631 - MINOR = 02300						
SOLD		03/10/2009	213504 30		SUB TRUST P10544206	
ACQ	130000 0000	02/09/2009	135392 97	134631 25	761 72	ST
	75000 0000	02/10/2009	78111 33	77695 31	416 02	ST
50000 0000 GNMA (TBA) DD 04/01/98 6 500% DUE 04/15/49 - 01N062649 - MINOR = 02301						
SOLD		04/13/2009	52523 44		SUB TRUST P10544206	
ACQ	50000 0000	03/06/2009	52523 44	52000 00	523 44	ST
205000 0000 GNMA (TBA) DD 04/01/98 6 500% DUE 04/15/49 - 01N062649 - MINOR = 02301						
SOLD		04/15/2009	215426 17		SUB TRUST P10544206	
ACQ	80000 0000	03/06/2009	84068 75	83200 00	868 75	ST
	50000 0000	03/10/2009	52542 97	51968 75	574 22	ST
	75000 0000	03/10/2009	78814 45	77935 55	878 90	ST
130000 0000 GNMA (TBA) DD 04/01/98 6 500% DUE 04/15/49 - 01N062649 - MINOR = 02301						
SOLD		04/15/2009	136632 03		SUB TRUST P10544206	
ACQ	130000 0000	03/10/2009	136632 03	135088 28	1543 75	ST
130000 0000 GNMA (TBA) DD 05/01/98 6 500% DUE 05/15/49 - 01N062656 - MINOR = 02300						
SOLD		05/12/2009	137119 53		SUB TRUST P10544206	
ACQ	130000 0000	04/15/2009	137119 53	136439 06	680 47	ST
50000 0000 GNMA (TBA) DD 05/01/98 6 500% DUE 05/15/49 - 01N062656 - MINOR = 02300						
SOLD		05/13/2009	52859 38		SUB TRUST P10544206	
ACQ	50000 0000	04/15/2009	52859 38	52468 75	390 63	ST
205000 0000 GNMA (TBA) DD 05/01/98 6 500% DUE 05/15/49 - 01N062656 - MINOR = 02300						
SOLD		05/13/2009	216659 38		SUB TRUST P10544206	
ACQ	50000 0000	04/13/2009	52843 75	52437 50	406 25	ST
	155000 0000	04/15/2009	163815 63	162653 13	1162 50	ST
50000 0000 GNMA (TBA) DD 06/01/99 6 500% DUE 06/15/49 - 01N062664 - MINOR = 02301						
SOLD		06/08/2009	52835 94		SUB TRUST P10544206	
ACQ	50000 0000	05/13/2009	52835 94	52781 25	54 69	ST
205000 0000 GNMA (TBA) DD 06/01/99 6 500% DUE 06/15/49 - 01N062664 - MINOR = 02301						
SOLD		06/08/2009	216515 23		SUB TRUST P10544206	
ACQ	205000 0000	05/13/2009	216515 23	216355 08	160 15	ST
130000 0000 GNMA (TBA) DD 06/01/99 6 500% DUE 06/15/49 - 01N062664 - MINOR = 02301						
SOLD		06/08/2009	137373 44		SUB TRUST P10544206	
ACQ	130000 0000	05/12/2009	137373 44	136926 56	446 88	ST
50000 0000 GNMA TBA DD 07/01/98 6 500% DUE 07/15/49 - 01N062672 - MINOR = 02301						
SOLD		07/09/2009	53289 06		SUB TRUST P10544206	
ACQ	50000 0000	06/08/2009	53289 06	52750 00	539 06	ST
205000 0000 GNMA TBA DD 07/01/98 6 500% DUE 07/15/49 - 01N062672 - MINOR = 02301						
SOLD		07/09/2009	218517 19		SUB TRUST P10544206	
ACQ	50000 0000	06/08/2009	53296 88	52750 00	546 88	ST
	75000 0000	06/08/2009	79945 31	79083 98	861 33	ST
	80000 0000	06/08/2009	85275 00	84400 00	875 00	ST
130000 0000 GNMA TBA DD 07/01/98 6 500% DUE 07/15/49 - 01N062672 - MINOR = 02301						
SOLD		07/09/2009	139140 63		SUB TRUST P10544206	
ACQ	130000 0000	06/08/2009	139140 63	137078 91	2061 72	ST
50000 0000 GNMA (TBA) DD 08/01/98 6 500% DUE 08/15/49 - 01N062680 - MINOR = 02301						
SOLD		07/09/2009	53125 00		SUB TRUST P10544206	
ACQ	50000 0000	07/09/2009	53125 00	53117 19	7 81	ST
230000 0000 ALLSTATE LF GLB FN TRST - 02003MBQ6						
SOLD		01/05/2009	230000 00		SUB TRUST P10544206	
ACQ	230000 0000	04/24/2008	230000 00	229770 00	230 00	ST
170000 0000 ALLSTATE LF GLB FN TRST - 02003MBQ6						
SOLD		02/18/2009	167915 80		SUB TRUST P10544206	
ACQ	170000 0000	04/24/2008	167915 80	169830 00	-1914 20	ST
5598 8700 COUNTRYWIDE ALTERNATIVE LOAN TRUST - 02150KAZ2 - MINOR = 02071						
SOLD		01/02/2009	5598 87		SUB TRUST P10544206	
ACQ	5598 8700	05/22/2007	5598 87	5598 87	0 00	LT15
1831669 0110 COUNTRYWIDE ALTERNATIVE LOAN TRUST - 02150KAZ2 - MINOR = 02071						
SOLD		01/14/2009	714923 70		SUB TRUST P10544206	
ACQ	848518 3600	05/22/2007	331187 50	848518 36	-517330 86	LT15
	983150 6510	07/30/2007	383736 20	979310 22	-595574 02	LT15
2400 0000 ALTRIA GROUP INC - 02209S103 - MINOR = 31000						
SOLD		06/30/2009	39022 99			
ACQ	2400 0000	01/20/2009	39022 99	41561 76	-2538 77	ST
4700 0000 ALTRIA GROUP INC - 02209S103 - MINOR = 31000						
SOLD		09/22/2009	84034 68			
ACQ	3700 0000	01/13/2009	66154 96	59954 43	6200 53	ST
	1000 0000	01/20/2009	17879 72	17317 40	562 32	ST
1300 0000 ALTRIA GROUP INC - 02209S103 - MINOR = 31000						
SOLD		10/01/2009	22905 41			
ACQ	400 0000	12/16/2008	7047 82	5799 56	1248 26	ST
	900 0000	01/13/2009	15857 59	14583 51	1274 08	ST
5800 0000 ALTRIA GROUP INC - 02209S103 - MINOR = 31000						
SOLD		11/20/2009	109929 79			
ACQ	5800 0000	12/16/2008	109929 79	84093 62	25836 17	ST
300 0000 AMAZON COM INC - 023135106 - MINOR = 31000						
SOLD		10/01/2009	27693 78			
ACQ	300 0000	09/10/2009	27693 78	25012 98	2680 80	ST

TAX PREPARER AHA
TRUST ADMINISTRATOR JL1
INVESTMENT OFFICER BA5

LEGEND F - FEDERAL S - STATE I - INHERITED
E - EXEMPT FROM STATE U - ACQ COST UNKNOWN

PROPERTY DESCRIPTION	SHARES	DATE	SALES PRICE	COST BASIS	GAIN/LOSS	TERM
600 0000 AMAZON COM INC - 023135106 - MINOR = 31000						
SOLD		12/07/2009	81917 15			
ACQ	600 0000	09/10/2009	81917 15	50025 96	31891 19	ST
5200 0000 AMERICAN EXPRESS CO - 025816109 - MINOR = 31001						
SOLD		05/05/2009	138146 17			
ACQ	2600 0000	03/17/2009	69073 09	32502 08	36571 01	ST
	2600 0000	03/18/2009	69073 09	35828 00	33245 09	ST
150000 0000 AMER EXPRESS CREDIT CO - 0258M0CY3						
SOLD		10/16/2009	166929 00		SUB TRUST P10544206	
ACQ	150000 0000	09/09/2009	166929 00	165235 50	1693 50	ST
0000 AMERICAN INTL GROUP INC - 026874107 - MINOR = 31001						
SOLD		06/18/2009	452 12		SUB TRUST P10544206	
ACQ	0000		452 12	0 00	452 12	LT15
CHANGED 12/11/09 AW4						
900000 0000 FREDDIE MAC - 02R042611						
SOLD		12/29/2009	896625 00		SUB TRUST P10544206	
ACQ	900000 0000	12/02/2009	896625 00	914203 12	-17578 12	ST
110000 0000 FHLMC - 02R0426A1						
SOLD		10/01/2009	111770 31		SUB TRUST P10544206	
ACQ	110000 0000	09/28/2009	111770 31	111340 62	429 69	ST
590000 0000 FHLMC - 02R0426A1						
SOLD		10/02/2009	601246 88		SUB TRUST P10544206	
ACQ	590000 0000	09/28/2009	601246 88	597190 63	4056 25	ST
175000 0000 FHLMC - 02R0426A1						
SOLD		10/08/2009	178103 52		SUB TRUST P10544206	
ACQ	175000 0000	09/28/2009	178103 52	177132 81	970 71	ST
605000 0000 FHLMC - 02R0426B9						
SOLD		11/06/2009	609797 46		SUB TRUST P10544206	
ACQ	175000 0000	10/08/2009	176387 70	177515 63	-1127 93	ST
	430000 0000	10/20/2009	433409 76	434031 25	-621 49	ST
910000 0000 FHLMC - 02R0426C7						
SOLD		12/02/2009	927595 70		SUB TRUST P10544206	
ACQ	910000 0000	11/20/2009	927595 70	924645 31	2950 39	ST
605000 0000 FHLMC - 02R0426C7						
SOLD		12/02/2009	616698 24		SUB TRUST P10544206	
ACQ	605000 0000	11/06/2009	616698 24	607363 28	9334 96	ST
2525000 0000 FREDDIE MAC - 02R050630 - MINOR = 02071						
SOLD		03/09/2009	2579839 84		SUB TRUST P10544206	
ACQ	2525000 0000	02/03/2009	2579839 84	2561000 98	18838 86	ST
2525000 0000 FHLMC - 02R050648 - MINOR = 02361						
SOLD		04/06/2009	2596706 05		SUB TRUST P10544206	
ACQ	2525000 0000	03/09/2009	2596706 05	2571949 22	24756 83	ST
2525000 0000 FGLMC 30 YR GOLD 5% - CMT - 02R050655 - MINOR = 02071						
SOLD		05/06/2009	2595226 56		SUB TRUST P10544206	
ACQ	2525000 0000	04/06/2009	2595226 56	2589308 59	5917 97	ST
2525000 0000 FHLMC - 02R050663 - MINOR = 02361						
SOLD		06/08/2009	2538414 06		SUB TRUST P10544206	
ACQ	2525000 0000	05/06/2009	2538414 06	2587730 47	-49316 41	ST
2525000 0000 FREDDIE MAC - 02R050671 - MINOR = 02071						
SOLD		07/06/2009	2572146 48		SUB TRUST P10544206	
ACQ	2525000 0000	06/08/2009	2572146 48	2527367 19	44779 29	ST
2525000 0000 FGLMC - 02R050689						
SOLD		08/07/2009	2550545 90		SUB TRUST P10544206	
ACQ	2525000 0000	07/06/2009	2550545 90	2562480 47	-11934 57	ST
2525000 0000 FHLMC - 02R050697						
SOLD		09/04/2009	2595621 09		SUB TRUST P10544206	
ACQ	2525000 0000	08/07/2009	2595621 09	2540386 72	55234 37	ST
1000000 0000 FHLMC - 02R0506A4						
SOLD		09/30/2009	1033828 13		SUB TRUST P10544206	
ACQ	1000000 0000	09/04/2009	1033828 13	1024023 44	9804 69	ST
1525000 0000 FHLMC - 02R0506A4						
SOLD		10/05/2009	1581889 65		SUB TRUST P10544206	
ACQ	1525000 0000	09/04/2009	1581889 65	1561635 74	20253 91	ST
1525000 0000 FHLMC - 02R0506B2						
SOLD		11/04/2009	1576409 18		SUB TRUST P10544206	
ACQ	1525000 0000	10/05/2009	1576409 18	1576230 47	178 71	ST
1525000 0000 FHLMC - 02R0506C0						
SOLD		12/03/2009	1590765 63		SUB TRUST P10544206	
ACQ	1525000 0000	11/04/2009	1590765 63	1570035 16	20730 47	ST
170000 0000 FGLMC - 02R052610 - MINOR = 02071						
SOLD		01/07/2009	175830 47		SUB TRUST P10544206	
ACQ	170000 0000	11/28/2008	175830 47	172231 25	3599 22	ST
1950000 0000 FGLMC - 02R052610 - MINOR = 02071						
SOLD		01/08/2009	2020078 13		SUB TRUST P10544206	
ACQ	1780000 0000	11/28/2008	1843968 75	1803362 50	40606 25	ST
	170000 0000	12/08/2008	176109 38	171726 56	4382 82	ST
230000 0000 FGLMC - 02R052610 - MINOR = 02071						
SOLD		01/09/2009	238283 59		SUB TRUST P10544206	
ACQ	230000 0000	12/08/2008	238283 59	232300 00	5983 59	ST
1950000 0000 FHLMC CMT - 02R052628 - MINOR = 02361						
SOLD		02/05/2009	1993113 28		SUB TRUST P10544206	
ACQ	1720000 0000	01/08/2009	1758028 12	1776975 00	-18946 88	ST
	230000 0000	01/09/2009	235085 16	237690 63	-2605 47	ST

TRUST YEAR ENDING 12/31/2009

TAX PREPARER AHA
TRUST ADMINISTRATOR JL1
INVESTMENT OFFICER BA5

LEGEND F - FEDERAL S - STATE I - INHERITED
E - EXEMPT FROM STATE U - ACQ COST UNKNOWN

PROPERTY DESCRIPTION	SHARES	DATE	SALES PRICE	COST BASIS	GAIN/LOSS	TERM
170000 0000 FHLMC CMT - 02R052628 - MINOR = 02361						
SOLD		02/09/2009	173712 11		SUB TRUST P10544206	
ACQ	170000 0000	01/08/2009	173712 11	175631 25	-1919 14	ST
230000 0000 FHLMC CMT - 02R052628 - MINOR = 02361						
SOLD		02/09/2009	234986 33		SUB TRUST P10544206	
ACQ	170000 0000	01/07/2009	173685 55	175339 06	-1653 51	ST
	60000 0000	01/08/2009	61300 78	61987 50	-686 72	ST
1950000 0000 FREDDIE MAC - 02R052636 - MINOR = 02071						
SOLD		03/02/2009	2001111 33		SUB TRUST P10544206	
ACQ	1550000 0000	02/05/2009	1590626 95	1580031 25	10595 70	ST
	170000 0000	02/09/2009	174455 86	173267 19	1188 67	ST
	230000 0000	02/09/2009	236028 52	234384 38	1644 14	ST
170000 0000 FREDDIE MAC - 02R052636 - MINOR = 02071						
SOLD		03/05/2009	174827 73		SUB TRUST P10544206	
ACQ	170000 0000	02/03/2009	174827 73	173692 19	1135 54	ST
500000 0000 FREDDIE MAC - 02R052636 - MINOR = 02071						
SOLD		03/09/2009	514160 16		SUB TRUST P10544206	
ACQ	100000 0000	02/03/2009	102832 03	102171 87	660 16	ST
	400000 0000	02/05/2009	411328 13	407750 00	3578 13	ST
1950000 0000 FREDDIE MAC - 02R052644						
SOLD		04/03/2009	2023582 03		SUB TRUST P10544206	
ACQ	1280000 0000	03/02/2009	1328300 00	1310000 00	18300 00	ST
	170000 0000	03/05/2009	176414 84	174303 13	2111 71	ST
	500000 0000	03/09/2009	518867 19	512656 25	6210 94	ST
170000 0000 FREDDIE MAC - 02R052644						
SOLD		04/06/2009	176242 19		SUB TRUST P10544206	
ACQ	170000 0000	03/02/2009	176242 19	173984 38	2257 81	ST
500000 0000 FREDDIE MAC - 02R052644						
SOLD		04/07/2009	518710 94		SUB TRUST P10544206	
ACQ	500000 0000	03/02/2009	518710 94	511718 75	6992 19	ST
1950000 0000 FHLMC GOLD 30 YR 5 1/2% CMT - 02R052651						
SOLD		05/01/2009	2014517 58		SUB TRUST P10544206	
ACQ	1950000 0000	04/03/2009	2014517 58	2018250 00	-3732 42	ST
500000 0000 FHLMC GOLD 30 YR 5 1/2% CMT - 02R052651						
SOLD		05/04/2009	516640 63		SUB TRUST P10544206	
ACQ	500000 0000	04/07/2009	516640 63	517421 88	-781 25	ST
170000 0000 FHLMC GOLD 30 YR 5 1/2% CMT - 02R052651						
SOLD		05/04/2009	175657 81		SUB TRUST P10544206	
ACQ	170000 0000	04/06/2009	175657 81	175790 63	-132 82	ST
1950000 0000 FHLMC GOLD 30 YR 5 1/2% CMT - 02R052669						
SOLD		06/04/2009	2011394 53		SUB TRUST P10544206	
ACQ	1280000 0000	05/01/2009	1320300 00	1319200 00	1100 00	ST
	500000 0000	05/04/2009	515742 19	515390 63	351 56	ST
	170000 0000	05/04/2009	175352 34	175232 81	119 53	ST
500000 0000 FHLMC GOLD 30 YR 5 1/2% CMT - 02R052669						
SOLD		06/04/2009	515878 91		SUB TRUST P10544206	
ACQ	500000 0000	05/01/2009	515878 91	515312 50	566 41	ST
170000 0000 FHLMC GOLD 30 YR 5 1/2% CMT - 02R052669						
SOLD		06/08/2009	173977 73		SUB TRUST P10544206	
ACQ	170000 0000	05/01/2009	173977 73	175206 25	-1228 52	ST
500000 0000 FREDDIE MAC 5 1/2% CMT - 02R052677						
SOLD		07/07/2009	516972 66		SUB TRUST P10544206	
ACQ	500000 0000	06/04/2009	516972 66	514218 75	2753 91	ST
1950000 0000 FREDDIE MAC 5 1/2% CMT - 02R052677						
SOLD		07/07/2009	2016269 53		SUB TRUST P10544206	
ACQ	1950000 0000	06/04/2009	2016269 53	2004919 92	11349 61	ST
170000 0000 FREDDIE MAC 5 1/2% CMT - 02R052677						
SOLD		07/08/2009	176242 19		SUB TRUST P10544206	
ACQ	170000 0000	06/08/2009	176242 19	173346 88	2895 31	ST
500000 0000 FHLMC GOLD 30 YR 5 50% CMT - 02R052685						
SOLD		08/04/2009	516972 66		SUB TRUST P10544206	
ACQ	330000 0000	07/07/2009	341201 96	340067 58	1134 38	ST
	170000 0000	07/08/2009	175770 70	175631 25	139 45	ST
1950000 0000 FHLMC GOLD 30 YR 5 50% CMT - 02R052685						
SOLD		08/06/2009	2009871 09		SUB TRUST P10544206	
ACQ	330000 0000	07/07/2009	340132 03	340054 69	77 34	ST
	1620000 0000	07/07/2009	1669739 06	1669422 65	316 41	ST
170000 0000 FHLMC GOLD 30 YR 5 50% CMT - 02R052685						
SOLD		08/10/2009	175046 88		SUB TRUST P10544206	
ACQ	170000 0000	07/07/2009	175046 88	175179 69	-132 81	ST
500000 0000 FHLMC - 02R052693						
SOLD		09/02/2009	521679 69		SUB TRUST P10544206	
ACQ	500000 0000	08/04/2009	521679 69	515156 25	6523 44	ST
170000 0000 FHLMC - 02R052693						
SOLD		09/08/2009	177278 13		SUB TRUST P10544206	
ACQ	170000 0000	08/06/2009	177278 13	174582 03	2696 10	ST
1950000 0000 FHLMC - 02R052693						
SOLD		09/09/2009	2035617 19		SUB TRUST P10544206	
ACQ	1780000 0000	08/06/2009	1858153 13	1827976 56	30176 57	ST
	170000 0000	08/10/2009	177464 06	174356 25	3107 81	ST
170000 0000 FHLMC- GOLD - 02R0526A0 - MINOR = 02361						
SOLD		09/21/2009	177543 75		SUB TRUST P10544206	
ACQ	170000 0000	09/09/2009	177543 75	176826 56	717 19	ST

TRUST YEAR ENDING 12/31/2009

TAX PREPARER AHA
TRUST ADMINISTRATOR JL1
INVESTMENT OFFICER BA5

LEGEND F - FEDERAL S - STATE I - INHERITED
E - EXEMPT FROM STATE U - ACQ COST UNKNOWN

PROPERTY DESCRIPTION	SHARES	DATE	SALES PRICE	COST BASIS	GAIN/LOSS	TERM
475000 0000 FHLMC- GOLD - 02R0526A0 - MINOR = 02361						
SOLD		09/21/2009	495966 80		SUB TRUST P10544206	
ACQ	475000 0000	09/09/2009	495966 80	494074 22	1892 58	ST
1000000 0000 FHLMC- GOLD - 02R0526A0 - MINOR = 02361						
SOLD		09/30/2009	1046875 00		SUB TRUST P10544206	
ACQ	1000000 0000	09/09/2009	1046875 00	1040156 25	6718 75	ST
200000 0000 FHLMC- GOLD - 02R0526A0 - MINOR = 02361						
SOLD		10/02/2009	209937 50		SUB TRUST P10544206	
ACQ	200000 0000	09/09/2009	209937 50	208031 25	1906 25	ST
500000 0000 FHLMC- GOLD - 02R0526A0 - MINOR = 02361						
SOLD		10/07/2009	525078 13		SUB TRUST P10544206	
ACQ	125000 0000	09/02/2009	131269 53	129941 41	1328 12	ST
	270000 0000	09/02/2009	283542 19	280673 44	2868 75	ST
	105000 0000	09/09/2009	110266 41	109216 41	1050 00	ST
275000 0000 FHLMC- GOLD - 02R0526A0 - MINOR = 02361						
SOLD		10/08/2009	289050 78		SUB TRUST P10544206	
ACQ	105000 0000	09/02/2009	110364 84	109150 78	1214 06	ST
	170000 0000	09/08/2009	178685 94	176640 63	2045 31	ST
275000 0000 FHLMC - 02R0526B8 - MINOR = 02361						
SOLD		11/05/2009	289373 05		SUB TRUST P10544206	
ACQ	275000 0000	10/08/2009	289373 05	288116 21	1256 84	ST
200000 0000 FHLMC - 02R0526B8 - MINOR = 02361						
SOLD		11/05/2009	210453 13		SUB TRUST P10544206	
ACQ	200000 0000	10/07/2009	210453 13	209343 75	1109 38	ST
500000 0000 FHLMC - 02R0526B8 - MINOR = 02361						
SOLD		11/06/2009	527187 50		SUB TRUST P10544206	
ACQ	200000 0000	10/02/2009	210875 00	209265 63	1609 37	ST
	300000 0000	10/07/2009	316312 50	314015 63	2296 87	ST
200000 0000 FHLMC - 02R0526C6 - MINOR = 02361						
SOLD		12/01/2009	212726 56		SUB TRUST P10544206	
ACQ	200000 0000	11/06/2009	212726 56	210062 50	2664 06	ST
500000 0000 FHLMC - 02R0526C6 - MINOR = 02361						
SOLD		12/02/2009	530898 44		SUB TRUST P10544206	
ACQ	200000 0000	11/05/2009	212359 38	209656 25	2703 13	ST
	300000 0000	11/06/2009	318539 06	315093 75	3445 31	ST
275000 0000 FHLMC - 02R0526C6 - MINOR = 02361						
SOLD		12/07/2009	291908 20		SUB TRUST P10544206	
ACQ	275000 0000	11/05/2009	291908 20	288277 34	3630 86	ST
610000 0000 FHLMC GOLD 30 YEAR 6% CMT - 02R060639 - MINOR = 02071						
SOLD		03/09/2009	631373 83		SUB TRUST P10544206	
ACQ	610000 0000	02/03/2009	631373 83	628490 63	2883 20	ST
610000 0000 FHLMC GOLD 30 YR 6% CMT - 02R060647 - MINOR = 02071						
SOLD		04/07/2009	638069 53		SUB TRUST P10544206	
ACQ	610000 0000	03/09/2009	638069 53	629634 38	8435 15	ST
500000 0000 FHLMC GOLD 30 YR 6% CMT - 02R060654 - MINOR = 02071						
SOLD		04/30/2009	521914 06		SUB TRUST P10544206	
ACQ	500000 0000	04/07/2009	521914 06	521953 12	-39 06	ST
110000 0000 FHLMC GOLD 30 YR 6% CMT - 02R060654 - MINOR = 02071						
SOLD		05/07/2009	114958 59		SUB TRUST P10544206	
ACQ	110000 0000	04/07/2009	114958 59	114829 69	128 90	ST
610000 0000 FHLMC GOLD 30 YR 6% -CMT - 02R060662 - MINOR = 02071						
SOLD		06/08/2009	635543 75		SUB TRUST P10544206	
ACQ	500000 0000	04/30/2009	520937 50	520703 13	234 37	ST
	110000 0000	05/07/2009	114606 25	114675 00	-68 75	ST
610000 0000 FHLMC GOLD 30 YR 6% CMT - 02R060670 - MINOR = 02071						
SOLD		06/09/2009	633828 13		SUB TRUST P10544206	
ACQ	610000 0000	06/08/2009	633828 13	633446 88	381 25	ST
605000 0000 FHLMC GOLD 30 YR 6 1/2% CMT - 02R062635 - MINOR = 02361						
SOLD		03/06/2009	632130 47		SUB TRUST P10544206	
ACQ	605000 0000	02/03/2009	632130 47	628821 88	3308 59	ST
605000 0000 FHLMC GOLD 30 YR 6 1/2% CMT - 02R062643						
SOLD		04/07/2009	637471 48		SUB TRUST P10544206	
ACQ	605000 0000	03/06/2009	637471 48	629672 66	7798 82	ST
605000 0000 FHLMC GOLD 30 YR 6 1/2% CMT - 02R062650						
SOLD		05/07/2009	641063 67		SUB TRUST P10544206	
ACQ	605000 0000	04/07/2009	641063 67	634871 88	6191 79	ST
605000 0000 FHLMC GOLD 30 YR 6 1/2% CMT - 02R062668 - MINOR = 02361						
SOLD		06/08/2009	645553 91		SUB TRUST P10544206	
ACQ	605000 0000	05/07/2009	645553 91	638747 66	6806 25	ST
605000 0000 FHLMC GOLD 30 YR 6 1/2% CMT - 02R062676 - MINOR = 02361						
SOLD		07/08/2009	644325 00		SUB TRUST P10544206	
ACQ	605000 0000	06/08/2009	644325 00	643474 22	850 78	ST
605000 0000 FHLMC (TBA) DD 08/01/98 6 500% DUE 08/15/49 - 02R062684 - MINOR = 02361						
SOLD		08/10/2009	643521 48		SUB TRUST P10544206	
ACQ	605000 0000	07/08/2009	643521 48	642056 25	1465 23	ST
605000 0000 FREDDIE MAC GOLD 30 YR 6 1/2% CMT - 02R062692 - MINOR = 02071						
SOLD		09/09/2009	646026 56		SUB TRUST P10544206	
ACQ	605000 0000	08/10/2009	646026 56	641394 53	4632 03	ST
605000 0000 FHLMC GOLD 30 YR 6 1/2% CMT - 02R0626A9 - MINOR = 02071						
SOLD		10/07/2009	646404 69		SUB TRUST P10544206	
ACQ	605000 0000	09/09/2009	646404 69	643568 75	2835 94	ST
605000 0000 FHLMC GOLD 6 1/2% CMT - 02R0626B7 - MINOR = 02071						
SOLD		11/06/2009	649335 16		SUB TRUST P10544206	
ACQ	605000 0000	10/07/2009	649335 16	644325 00	5010 16	ST

TRUST YEAR ENDING 12/31/2009

TAX PREPARER AHA
TRUST ADMINISTRATOR JL1
INVESTMENT OFFICER BA5

LEGEND F - FEDERAL S - STATE I - INHERITED
E - EXEMPT FROM STATE U - ACQ COST UNKNOWN

PROPERTY DESCRIPTION	SHARES	DATE	SALES PRICE	COST BASIS	GAIN/LOSS	TERM
605000 0000 FHLMC GOLD 6 5% CMT - 02R0626C5 - MINOR = 02071						
SOLD		12/08/2009	653967 19		SUB TRUST P10544206	
ACQ	605000 0000	11/06/2009	653967 19	646971 88	6995 31	ST
900 0000 AMERIPRISE FINANCIAL INC - 03076C106 - MINOR = 31000						
SOLD		02/18/2009	16379 94			
ACQ	900 0000	01/04/2008	16379 94	48655 35	-32275 41	LT15
1300 0000 AMERIPRISE FINANCIAL INC - 03076C106 - MINOR = 31000						
SOLD		02/18/2009	23672 61			
ACQ	1100 0000	01/04/2008	20030 67	59467 65	-39436 98	LT15
	200 0000	01/04/2008	3641 94	10775 04	-7133 10	LT15
1000 0000 AMERIPRISE FINANCIAL INC - 03076C106 - MINOR = 31000						
SOLD		06/30/2009	23909 38			
ACQ	1000 0000	01/04/2008	23909 38	53875 20	-29965 82	LT15
700 0000 AMERIPRISE FINANCIAL INC - 03076C106 - MINOR = 31000						
SOLD		07/29/2009	18522 50			
ACQ	700 0000	01/04/2008	18522 50	37712 64	-19190 14	LT15
300 0000 AMERIPRISE FINANCIAL INC - 03076C106 - MINOR = 31000						
SOLD		10/01/2009	11228 71			
ACQ	300 0000	01/04/2008	11228 71	16162 56	-4933 85	LT15
300 0000 AMERIPRISE FINANCIAL INC - 03076C106 - MINOR = 31000						
SOLD		10/13/2009	10765 13			
ACQ	300 0000	01/04/2008	10765 13	16162 56	-5397 43	LT15
900 0000 AMERIPRISE FINANCIAL INC - 03076C106 - MINOR = 31000						
SOLD		10/13/2009	32144 02			
ACQ	100 0000	01/04/2008	3571 56	5387 52	-1815 96	LT15
	800 0000	12/12/2008	28572 46	15842 96	12729 50	ST
800 0000 AMERIPRISE FINANCIAL INC - 03076C106 - MINOR = 31000						
SOLD		10/13/2009	28654 38			
ACQ	800 0000	12/12/2008	28654 38	15842 96	12811 42	ST
1000 0000 ANADARKO PETE CORP - 032511107 - MINOR = 31001						
SOLD		06/30/2009	44368 85			
ACQ	1000 0000	05/22/2009	44368 85	43633 20	735 65	ST
1200 0000 ANADARKO PETE CORP - 032511107 - MINOR = 31001						
SOLD		10/01/2009	74230 09			
ACQ	1200 0000	05/22/2009	74230 09	52359 84	21870 25	ST
1200 0000 ANADARKO PETE CORP - 032511107 - MINOR = 31001						
SOLD		10/15/2009	78780 61			
ACQ	1000 0000	04/09/2009	65650 51	43118 20	22532 31	ST
	200 0000	05/22/2009	13130 10	8726 64	4403 46	ST
700 0000 AON CORP - 037389103 - MINOR = 31001						
SOLD		10/01/2009	28701 22			
ACQ	700 0000	07/30/2009	28701 22	28010 50	690 72	ST
1100 0000 AON CORP - 037389103 - MINOR = 31001						
SOLD		11/17/2009	44537 52			
ACQ	600 0000	07/29/2009	24293 19	23885 16	408 03	ST
	300 0000	07/29/2009	12146 60	11890 41	256 19	ST
	200 0000	07/30/2009	8097 73	8003 00	94 73	ST
1000 0000 APACHE CORP - 037411105 - MINOR = 31001						
SOLD		06/30/2009	71001 17			
ACQ	1000 0000	01/04/2008	71001 17	109800 00	-38798 83	LT15
900 0000 APACHE CORP - 037411105 - MINOR = 31001						
SOLD		07/29/2009	69340 96			
ACQ	900 0000	01/04/2008	69340 96	98820 00	-29479 04	LT15
200 0000 APACHE CORP - 037411105 - MINOR = 31001						
SOLD		09/17/2009	18931 19			
ACQ	200 0000	01/04/2008	18931 19	21960 00	-3028 81	LT15
200 0000 APACHE CORP - 037411105 - MINOR = 31001						
SOLD		09/17/2009	18883 27			
ACQ	200 0000	01/04/2008	18883 27	21960 00	-3076 73	LT15
100 0000 APACHE CORP - 037411105 - MINOR = 31001						
SOLD		09/18/2009	9416 56			
ACQ	100 0000	01/04/2008	9416 56	10980 00	-1563 44	LT15
500 0000 APACHE CORP - 037411105 - MINOR = 31001						
SOLD		10/01/2009	45606 82			
ACQ	500 0000	01/04/2008	45606 82	54900 00	-9293 18	LT15
130000 0000 APPALACHIAN POWER COMPANY - 037735CE5 - MINOR = 02071						
SOLD		04/30/2009	99538 40		SUB TRUST P10544206	
ACQ	130000 0000	09/26/2005	99538 40	129012 00	-29473 60	LT15
700 0000 APPLE COMPUTER INC - 037833100 - MINOR = 31001						
SOLD		01/14/2009	59983 89			
ACQ	700 0000	01/08/2008	59983 89	125991 74	-66007 85	LT15
600 0000 APPLE COMPUTER INC - 037833100 - MINOR = 31001						
SOLD		01/15/2009	48520 15			
ACQ	600 0000	01/08/2008	48520 15	107992 92	-59472 77	LT15
400 0000 APPLE COMPUTER INC - 037833100 - MINOR = 31001						
SOLD		06/30/2009	56806 53			
ACQ	100 0000	01/08/2008	14201 63	17998 82	-3797 19	LT15
	300 0000	10/13/2008	42604 90	31724 67	10880 23	ST
500 0000 APPLE COMPUTER INC - 037833100 - MINOR = 31001						
SOLD		07/29/2009	79888 64			
ACQ	300 0000	04/06/2006	47933 18	20778 18	27155 00	LT15
	200 0000	10/13/2008	31955 46	21149 78	10805 68	ST
300 0000 APPLE COMPUTER INC - 037833100 - MINOR = 31001						
SOLD		10/01/2009	55802 55			
ACQ	300 0000	04/06/2006	55802 55	20778 18	35024 37	LT15

TRUST YEAR ENDING 12/31/2009

TAX PREPARER AHA
TRUST ADMINISTRATOR JL1
INVESTMENT OFFICER BA5

LEGEND F - FEDERAL S - STATE I - INHERITED
E - EXEMPT FROM STATE U - ACQ COST UNKNOWN

PROPERTY DESCRIPTION	SHARES	DATE	SALES PRICE	COST BASIS	GAIN/LOSS	TERM
517015 0940 ARTIO INTERNATIONAL EQUITY II - I - 04315J837 - MINOR = 65						
SOLD		09/21/2009	6261052 79			
ACQ	235248 2520	08/29/2007	2848856 33	3803964 23	-955107 90	LT15
	112612 6130	04/03/2009	1363738 74	1000000 00	363738 74	ST
	169154 2290	05/08/2009	2048457 71	1700000 00	348457 71	ST
130000 0000 AXA SA - 054536AA5 - MINOR = 02051						
SOLD		02/04/2009	98354 10		SUB TRUST P10544206	
ACQ	70000 0000	04/24/2002	52959 90	79877 00	-26917 10	LT15
	60000 0000	08/22/2002	45394 20	66684 60	-21290 40	LT15
1100 0000 BB & T CORP - 054937107 - MINOR = 31000						
SOLD		06/30/2009	24188 37			
ACQ	1100 0000	05/13/2009	24188 37	24024 22	164 15	ST
1600 0000 BB & T CORP - 054937107 - MINOR = 31000						
SOLD		10/01/2009	42601 94			
ACQ	1600 0000	05/13/2009	42601 94	34944 32	7657 62	ST
125000 0000 BB&T CORPORATION - 05531FAB9						
SOLD		12/04/2009	142547 50		SUB TRUST P10544206	
ACQ	125000 0000	07/13/2009	142547 50	133577 50	8970 00	ST
4100 0000 BAKER HUGHES INC - 057224107 - MINOR = 31001						
SOLD		01/23/2009	125821 52			
ACQ	2400 0000	02/08/2008	73651 62	153437 28	-79785 66	ST
	1700 0000	07/18/2008	52169 90	139058 64	-86888 74	ST
4638 9500 BANC OF AMERICA FUNDING CORPORATION - 05952DAB4 - MINOR = 02071						
SOLD		01/20/2009	4638 95		SUB TRUST P10544206	
ACQ	4638 9500	01/26/2007	4638 95	4638 95	0 00	LT15
8190 2800 BANC OF AMERICA FUNDING CORPORATION - 05952DAB4 - MINOR = 02071						
SOLD		02/20/2009	8190 28		SUB TRUST P10544206	
ACQ	8190 2800	01/26/2007	8190 28	8190 28	0 00	LT15
9787 9100 BANC OF AMERICA FUNDING CORPORATION - 05952DAB4 - MINOR = 02071						
SOLD		03/20/2009	9787 91		SUB TRUST P10544206	
ACQ	9787 9100	01/26/2007	9787 91	9787 91	0 00	LT15
8017 2900 BANC OF AMERICA FUNDING CORPORATION - 05952DAB4 - MINOR = 02071						
SOLD		04/20/2009	8017 29		SUB TRUST P10544206	
ACQ	8017 2900	01/26/2007	8017 29	8017 29	0 00	LT15
15029 3400 BANC OF AMERICA FUNDING CORPORATION - 05952DAB4 - MINOR = 02071						
SOLD		05/20/2009	15029 34		SUB TRUST P10544206	
ACQ	15029 3400	01/26/2007	15029 34	15029 34	0 00	LT15
9459 5900 BANC OF AMERICA FUNDING CORPORATION - 05952DAB4 - MINOR = 02071						
SOLD		06/22/2009	9459 59		SUB TRUST P10544206	
ACQ	9459 5900	01/26/2007	9459 59	9459 59	0 00	LT15
12636 8200 BANC OF AMERICA FUNDING CORPORATION - 05952DAB4 - MINOR = 02071						
SOLD		07/20/2009	12636 82		SUB TRUST P10544206	
ACQ	12636 8200	01/26/2007	12636 82	12636 82	0 00	LT15
7122 3500 BANC OF AMERICA FUNDING CORPORATION - 05952DAB4 - MINOR = 02071						
SOLD		08/20/2009	7122 35		SUB TRUST P10544206	
ACQ	7122 3500	01/26/2007	7122 35	7122 35	0 00	LT15
696233 8800 BANC OF AMERICA FUNDING CORPORATION - 05952DAB4 - MINOR = 02071						
SOLD		08/20/2009	351598 17		SUB TRUST P10544206	
ACQ	696233 8800	01/26/2007	351598 17	696233 88	-344635 71	LT15
0000 BANKAMERICA CORP - 06050510						
SOLD		05/27/2009	247 42			
ACQ	0000		247 42	0 00	247 42	LT15
CHANGED 12/15/09 AW4						
7500 0000 BANK OF AMERICA CORP NEW - 060505104 - MINOR = 31000						
SOLD		04/29/2009	64722 52			
ACQ	2209 0000	10/29/2003	19062 94	82088 21	-63025 27	LT15
	100 0000	01/31/2008	862 97	4396 62	-3533 65	LT15
	5191 0000	07/18/2008	44796 61	143611 61	-98815 00	ST
6200 0000 BANK OF AMERICA CORP NEW - 060505104 - MINOR = 31000						
SOLD		06/30/2009	81589 89			
ACQ	4191 0000	09/30/2003	55152 13	113830 48	-58678 35	LT15
	2009 0000	07/18/2008	26437 76	55579 99	-29142 23	ST
5200 0000 BANK OF AMERICA CORP NEW - 060505104 - MINOR = 31000						
SOLD		07/29/2009	70198 19			
ACQ	5200 0000	09/30/2003	70198 19	141235 63	-71037 44	LT15
4400 0000 BANK OF AMERICA CORP NEW - 060505104 - MINOR = 31000						
SOLD		10/01/2009	74666 07			
ACQ	4400 0000	09/30/2003	74666 07	119507 07	-44841 00	LT15
900 0000 BANK OF NEW YORK MELLON CORP - 064058100 - MINOR = 31001						
SOLD		02/05/2009	25443 08			
ACQ	900 0000	01/08/2008	25443 08	43900 65	-18457 57	LT15
2400 0000 BANK OF NEW YORK MELLON CORP - 064058100 - MINOR = 31001						
SOLD		02/17/2009	56928 69			
ACQ	2400 0000	01/08/2008	56928 69	117068 40	-60139 71	LT15
2600 0000 BANK OF NEW YORK MELLON CORP - 064058100 - MINOR = 31001						
SOLD		06/30/2009	75685 09			
ACQ	2600 0000	01/08/2008	75685 09	126824 10	-51139 01	LT15
1900 0000 BANK OF NEW YORK MELLON CORP - 064058100 - MINOR = 31001						
SOLD		07/29/2009	51413 24			
ACQ	1900 0000	01/08/2008	51413 24	92679 15	-41265 91	LT15
1100 0000 BANK OF NEW YORK MELLON CORP - 064058100 - MINOR = 31001						
SOLD		10/01/2009	31459 19			
ACQ	1100 0000	01/08/2008	31459 19	53656 35	-22197 16	LT15

TRUST YEAR ENDING 12/31/2009

TAX PREPARER AHA
TRUST ADMINISTRATOR JL1
INVESTMENT OFFICER BA5

LEGEND F - FEDERAL S - STATE I - INHERITED
E - EXEMPT FROM STATE U - ACQ COST UNKNOWN

PROPERTY DESCRIPTION	SHARES	DATE	SALES PRICE	COST BASIS	GAIN/LOSS	TERM
700 0000 C R BARD INC - 067383109 - MINOR = 31001						
SOLD		02/06/2009	60664 25			
ACQ	500 0000	01/03/2008	43331 61	46919 65	-3588 04	LT15
	200 0000	04/30/2008	17332 64	18897 08	-1564 44	ST
2500 0000 C R BARD INC - 067383109 - MINOR = 31001						
SOLD		06/05/2009	185176 17			
ACQ	2500 0000	01/03/2008	185176 17	234598 25	-49422 08	LT15
566000 0000 BARCLAYS DD BREN SPX 9/01/09 - 06738QU97						
SOLD		09/01/2009	632788 00			
ACQ	566000 0000	02/27/2009	632788 00	563170 00	69618 00	ST
561000 0000 BUFFERED RETURN ENHANCED NOTE - 06738QWN4						
SOLD		05/29/2009	706860 00			
ACQ	561000 0000	11/26/2008	706860 00	558195 00	148665 00	ST
1000000 0000 RETURN ENHANCED NOTE LKD TO INFRASTRUCTURE BASKET 06/11/2010 - 06738RK47 - MINOR = 37						
SOLD		02/06/2009	463600 00			
ACQ	1000000 0000	05/23/2008	463600 00	985000 00	-521400 00	ST
1000000 0000 DUAL DIRECTIONAL BREN LKD TO SPX - 06738RWU6						
SOLD		02/27/2009	566900 00			
ACQ	1000000 0000	04/25/2008	566900 00	990000 00	-423100 00	ST
600 0000 BAXTER INTL INC - 071813109 - MINOR = 31000						
SOLD		06/30/2009	31517 18			
ACQ	600 0000	06/05/2009	31517 18	28596 72	2920 46	ST
900 0000 BAXTER INTL INC - 071813109 - MINOR = 31000						
SOLD		07/29/2009	50035 74			
ACQ	900 0000	07/01/2009	50035 74	47649 96	2385 78	ST
400 0000 BAXTER INTL INC - 071813109 - MINOR = 31000						
SOLD		10/01/2009	22689 41			
ACQ	400 0000	07/01/2009	22689 41	21177 76	1511 65	ST
2300 0000 BOEING CO - 097023105 - MINOR = 31001						
SOLD		04/06/2009	84578 52			
ACQ	2300 0000	09/28/2005	84578 52	154383 82	-69805 30	LT15
300 0000 BOEING CO - 097023105 - MINOR = 31001						
SOLD		06/30/2009	12668 67			
ACQ	300 0000	09/28/2005	12668 67	20137 02	-7468 35	LT15
400 0000 BOEING CO - 097023105 - MINOR = 31001						
SOLD		07/29/2009	17271 55			
ACQ	400 0000	09/28/2005	17271 55	26849 36	-9577 81	LT15
400 0000 BOEING CO - 097023105 - MINOR = 31001						
SOLD		10/01/2009	21215 45			
ACQ	400 0000	09/28/2005	21215 45	26849 36	-5633 91	LT15
1700 0000 BRISTOL MYERS SQUIBB CO - 110122108 - MINOR = 31000						
SOLD		01/06/2009	37985 25			
ACQ	1700 0000	07/09/2008	37985 25	36669 00	1316 25	ST
1600 0000 BRISTOL MYERS SQUIBB CO - 110122108 - MINOR = 31000						
SOLD		01/13/2009	35110 43			
ACQ	1600 0000	07/09/2008	35110 43	34512 00	598 43	ST
1500 0000 BRISTOL MYERS SQUIBB CO - 110122108 - MINOR = 31000						
SOLD		02/05/2009	34004 73			
ACQ	900 0000	07/07/2008	20402 84	18524 07	1878 77	ST
	600 0000	07/09/2008	13601 89	12942 00	659 89	ST
2000 0000 BRISTOL MYERS SQUIBB CO - 110122108 - MINOR = 31000						
SOLD		02/18/2009	41679 40			
ACQ	2000 0000	07/07/2008	41679 40	41164 60	514 80	ST
1300 0000 BRISTOL MYERS SQUIBB CO - 110122108 - MINOR = 31000						
SOLD		02/18/2009	27522 49			
ACQ	1100 0000	06/26/2008	23288 26	21861 18	1427 08	ST
	200 0000	07/07/2008	4234 23	4116 46	117 77	ST
0000 BRISTOL MYERS SQUIBB CO - 110122108 - MINOR = 31000						
SOLD		03/05/2009	3988 87			
ACQ	0000		3988 87	0 00	3988 87	LT15
CHANGED 05/11/09 AW4						
1500 0000 BRISTOL MYERS SQUIBB CO - 110122108 - MINOR = 31000						
SOLD		07/29/2009	32294 16			
ACQ	1500 0000	06/19/2009	32294 16	30991 50	1302 66	ST
1200 0000 BRISTOL MYERS SQUIBB CO - 110122108 - MINOR = 31000						
SOLD		10/01/2009	26927 30			
ACQ	1100 0000	06/19/2009	24683 36	22727 10	1956 26	ST
	100 0000	07/22/2009	2243 94	2041 07	202 87	ST
2700 0000 BRISTOL MYERS SQUIBB CO - 110122108 - MINOR = 31000						
SOLD		12/15/2009	69307 21			
ACQ	1200 0000	11/04/2009	30803 20	26844 00	3959 20	ST
	1500 0000	11/04/2009	38504 01	33537 45	4966 56	ST
15462 4900 CREDIT-BASED ASSET SERVICING AND SECURITIZ - 1248MBAG0 - MINOR = 31000						
SOLD		01/26/2009	15462 49		SUB TRUST P10544206	
ACQ	15462 4900	02/26/2007	15462 49	15462 30	0 19	LT15
15563 4600 CREDIT-BASED ASSET SERVICING AND SECURITIZ - 1248MBAG0 - MINOR = 31000						
SOLD		02/25/2009	15563 46		SUB TRUST P10544206	
ACQ	15563 4600	02/26/2007	15563 46	15563 27	0 19	LT15
15704 2900 CREDIT-BASED ASSET SERVICING AND SECURITIZ - 1248MBAG0 - MINOR = 31000						
SOLD		03/25/2009	15704 29		SUB TRUST P10544206	
ACQ	15704 2900	02/26/2007	15704 29	15704 10	0 19	LT15
CHANGED 11/01/10 KJ						
15704 2900 CREDIT-BASED ASSET SERVICING AND SECURITIZ - 1248MBAG0 - MINOR = 31000						
SOLD		03/25/2009	-15704 29		SUB TRUST P10544206	
ACQ	15704 2900	02/26/2007	-15704 29	-15704 10	-0 19	LT15
CHANGED 11/01/10 KJ						

TAX PREPARER AHA
TRUST ADMINISTRATOR JL1
INVESTMENT OFFICER BA5

LEGEND: F - FEDERAL S - STATE I - INHERITED
E - EXEMPT FROM STATE U - ACQ COST UNKNOWN

PROPERTY DESCRIPTION	SHARES	DATE	SALES PRICE	COST BASIS	GAIN/LOSS	TERM
12643 6800 CREDIT-BASED ASSET SERVICING AND SECURITIZ - 1248MBAG0 - MINOR = 31000						
SOLD		04/21/2009	12643 68		SUB TRUST P10544206	
ACQ	12643 6800	02/26/2007	12643 68	12643 52	0 16	LT15
13935 1700 CREDIT-BASED ASSET SERVICING AND SECURITIZ - 1248MBAG0 - MINOR = 31000						
SOLD		04/29/2009	13935 17		SUB TRUST P10544206	
ACQ	13935 1700	02/26/2007	13935 17	13935 00	0 17	LT15
18874 1800 CREDIT-BASED ASSET SERVICING AND SECURITIZ - 1248MBAG0 - MINOR = 31000						
SOLD		05/27/2009	18874 18		SUB TRUST P10544206	
ACQ	18874 1800	02/26/2007	18874 18	18873 95	0 23	LT15
18311 0300 CREDIT-BASED ASSET SERVICING AND SECURITIZ - 1248MBAG0 - MINOR = 31000						
SOLD		06/25/2009	18311 03		SUB TRUST P10544206	
ACQ	18311 0300	02/26/2007	18311 03	18310 80	0 23	LT15
15947 9500 CREDIT-BASED ASSET SERVICING AND SECURITIZ - 1248MBAG0 - MINOR = 31000						
SOLD		07/27/2009	15947 95		SUB TRUST P10544206	
ACQ	15947 9500	02/26/2007	15947 95	15947 75	0 20	LT15
16558 4900 CREDIT-BASED ASSET SERVICING AND SECURITIZ - 1248MBAG0 - MINOR = 31000						
SOLD		08/25/2009	16558 49		SUB TRUST P10544206	
ACQ	16558 4900	02/26/2007	16558 49	16558 29	0 20	LT15
16060 7600 CREDIT-BASED ASSET SERVICING AND SECURITIZ - 1248MBAG0 - MINOR = 31000						
SOLD		09/25/2009	16060 76		SUB TRUST P10544206	
ACQ	16060 7600	02/26/2007	16060 76	16060 56	0 20	LT15
13415 2200 CREDIT-BASED ASSET SERVICING AND SECURITIZ - 1248MBAG0 - MINOR = 31000						
SOLD		10/26/2009	13415 22		SUB TRUST P10544206	
ACQ	13415 2200	02/26/2007	13415 22	13415 05	0 17	LT15
13559 1300 CREDIT-BASED ASSET SERVICING AND SECURITIZ - 1248MBAG0 - MINOR = 31000						
SOLD		11/25/2009	13559 13		SUB TRUST P10544206	
ACQ	13559 1300	02/26/2007	13559 13	13558 96	0 17	LT15
11214 9400 CREDIT-BASED ASSET SERVICING AND SECURITIZ - 1248MBAG0 - MINOR = 31000						
SOLD		12/28/2009	11214 94		SUB TRUST P10544206	
ACQ	11214 9400	02/26/2007	11214 94	11214 80	0 14	LT15
2600 0000 CVS CORP - 126650100 - MINOR = 31000						
SOLD		06/30/2009	82625 87			
ACQ	2400 0000	01/07/2008	76270 03	90821 76	-14551 73	LT15
	200 0000	01/28/2009	6355 84	5643 50	712 34	ST
1100 0000 CVS CORP - 126650100 - MINOR = 31000						
SOLD		07/01/2009	34954 66			
ACQ	1100 0000	01/28/2009	34954 66	31039 25	3915 41	ST
3600 0000 CVS CORP - 126650100 - MINOR = 31000						
SOLD		10/01/2009	127898 59			
ACQ	1700 0000	01/21/2009	60396 56	44555 47	15841 09	ST
	400 0000	01/28/2009	14210 95	11287 00	2923 95	ST
	1500 0000	10/11/2005	53291 08	38125 65	15165 43	LT15
5863 5200 COUNTRYWIDE ASSET-BACKED CERTIFICATE - 126670CH9 - MINOR = 02320						
SOLD		06/25/2009	5863 52		SUB TRUST P10544206	
ACQ	5863 5200	09/12/2005	5863 52	5863 39	0 13	LT15
3504 7000 COUNTRYWIDE ASSET-BACKED CERTIFICATE - 126670CH9 - MINOR = 02320						
SOLD		07/27/2009	3504 70		SUB TRUST P10544206	
ACQ	3504 7000	09/12/2005	3504 70	3504 63	0 07	LT15
6463 7500 COUNTRYWIDE ASSET-BACKED CERTIFICATE - 126670CH9 - MINOR = 02320						
SOLD		08/25/2009	6463 75		SUB TRUST P10544206	
ACQ	6463 7500	09/12/2005	6463 75	6463 61	0 14	LT15
5180 6000 COUNTRYWIDE ASSET-BACKED CERTIFICATE - 126670CH9 - MINOR = 02320						
SOLD		09/25/2009	5180 60		SUB TRUST P10544206	
ACQ	5180 6000	09/12/2005	5180 60	5180 49	0 11	LT15
4447 9400 COUNTRYWIDE ASSET-BACKED CERTIFICATE - 126670CH9 - MINOR = 02320						
SOLD		10/26/2009	4447 94		SUB TRUST P10544206	
ACQ	4447 9400	09/12/2005	4447 94	4447 84	0 10	LT15
2248 3900 COUNTRYWIDE ASSET-BACKED CERTIFICATE - 126670CH9 - MINOR = 02320						
SOLD		11/25/2009	2248 39		SUB TRUST P10544206	
ACQ	2248 3900	09/12/2005	2248 39	2248 34	0 05	LT15
3508 0300 COUNTRYWIDE ASSET-BACKED CERTIFICATE - 126670CH9 - MINOR = 02320						
SOLD		12/28/2009	3508 03		SUB TRUST P10544206	
ACQ	3508 0300	09/12/2005	3508 03	3507 95	0 08	LT15
2335 8800 COUNTRYWIDE - 126671R40						
SOLD		01/26/2009	2335 88		SUB TRUST P10544206	
ACQ	2335 8800	11/06/2003	2335 88	2335 87	0 01	LT15
6543 9200 COUNTRYWIDE - 126671R40						
SOLD		02/25/2009	6543 92		SUB TRUST P10544206	
ACQ	6543 9200	11/06/2003	6543 92	6543 89	0 03	LT15
7865 6000 COUNTRYWIDE - 126671R40						
SOLD		03/25/2009	7865 60		SUB TRUST P10544206	
ACQ	7865 6000	11/06/2003	7865 60	7865 57	0 03	LT15
3160 7900 COUNTRYWIDE - 126671R40						
SOLD		04/27/2009	3160 79		SUB TRUST P10544206	
ACQ	3160 7900	11/06/2003	3160 79	3160 78	0 01	LT15
1385 8400 COUNTRYWIDE - 126671R40						
SOLD		05/26/2009	1385 84		SUB TRUST P10544206	
ACQ	1385 8400	11/06/2003	1385 84	1385 83	0 01	LT15
810 1000 COUNTRYWIDE - 126671R40						
SOLD		06/25/2009	810 10		SUB TRUST P10544206	
ACQ	810 1000	11/06/2003	810 10	810 10	0 00	LT15
661 1000 COUNTRYWIDE - 126671R40						
SOLD		07/27/2009	661 10		SUB TRUST P10544206	
ACQ	661 1000	11/06/2003	661 10	661 10	0 00	LT15

TRUST YEAR ENDING 12/31/2009

TAX PREPARER AHA
TRUST ADMINISTRATOR JL1
INVESTMENT OFFICER BA5

LEGEND F - FEDERAL S - STATE I - INHERITED
E - EXEMPT FROM STATE U - ACQ COST UNKNOWN

PROPERTY DESCRIPTION	SHARES	DATE	SALES PRICE	COST BASIS	GAIN/LOSS	TERM
430 2500 COUNTRYWIDE - 126671R40						
SOLD		08/25/2009	430 25		SUB TRUST P10544206	
ACQ	430 2500	11/06/2003	430 25	430 25	0 00	LT15
484 5800 COUNTRYWIDE - 126671R40						
SOLD		09/25/2009	484 58		SUB TRUST P10544206	
ACQ	484 5800	11/06/2003	484 58	484 58	0 00	LT15
623 0000 COUNTRYWIDE - 126671R40						
SOLD		10/26/2009	623 00		SUB TRUST P10544206	
ACQ	623 0000	11/06/2003	623 00	623 00	0 00	LT15
853 9800 COUNTRYWIDE - 126671R40						
SOLD		11/25/2009	853 98		SUB TRUST P10544206	
ACQ	853 9800	11/06/2003	853 98	853 98	0 00	LT15
670 6100 COUNTRYWIDE - 126671R40						
SOLD		12/28/2009	670 61		SUB TRUST P10544206	
ACQ	670 6100	11/06/2003	670 61	670 61	0 00	LT15
3263 0500 COUNTRYWIDE ALTERNATIVE LOAN TRUST - 12667FYS8						
SOLD		01/26/2009	3263 05		SUB TRUST P10544206	
ACQ	3263 0500	11/12/2004	3263 05	3343 61	-80 56	LT15
5421 3700 COUNTRYWIDE ALTERNATIVE LOAN TRUST - 12667FYS8						
SOLD		02/25/2009	5421 37		SUB TRUST P10544206	
ACQ	5421 3700	11/12/2004	5421 37	5555 21	-133 84	LT15
4761 0900 COUNTRYWIDE ALTERNATIVE LOAN TRUST - 12667FYS8						
SOLD		03/25/2009	4761 09		SUB TRUST P10544206	
ACQ	4761 0900	11/12/2004	4761 09	4878 63	-117 54	LT15
7249 1300 COUNTRYWIDE ALTERNATIVE LOAN TRUST - 12667FYS8						
SOLD		04/27/2009	7249 13		SUB TRUST P10544206	
ACQ	7249 1300	11/12/2004	7249 13	7428 09	-178 96	LT15
3049 6500 COUNTRYWIDE ALTERNATIVE LOAN TRUST - 12667FYS8						
SOLD		05/26/2009	3049 65		SUB TRUST P10544206	
ACQ	3049 6500	11/12/2004	3049 65	3124 94	-75 29	LT15
6270 9600 COUNTRYWIDE ALTERNATIVE LOAN TRUST - 12667FYS8						
SOLD		06/25/2009	6270 96		SUB TRUST P10544206	
ACQ	6270 9600	11/12/2004	6270 96	6425 77	-154 81	LT15
7515 1600 COUNTRYWIDE ALTERNATIVE LOAN TRUST - 12667FYS8						
SOLD		07/27/2009	7515 16		SUB TRUST P10544206	
ACQ	7515 1600	11/12/2004	7515 16	7700 69	-185 53	LT15
5044 5500 COUNTRYWIDE ALTERNATIVE LOAN TRUST - 12667FYS8						
SOLD		08/25/2009	5044 55		SUB TRUST P10544206	
ACQ	5044 5500	11/12/2004	5044 55	5169 09	-124 54	LT15
2820 9700 COUNTRYWIDE ALTERNATIVE LOAN TRUST - 12667FYS8						
SOLD		09/25/2009	2820 97		SUB TRUST P10544206	
ACQ	2820 9700	11/12/2004	2820 97	2890 61	-69 64	LT15
6187 8700 COUNTRYWIDE ALTERNATIVE LOAN TRUST - 12667FYS8						
SOLD		10/26/2009	6187 87		SUB TRUST P10544206	
ACQ	6187 8700	11/12/2004	6187 87	6340 63	-152 76	LT15
370551 0900 COUNTRYWIDE ALTERNATIVE LOAN TRUST - 12667FYS8						
SOLD		11/10/2009	326084 96		SUB TRUST P10544206	
ACQ	370551 0900	11/12/2004	326084 96	379699 06	-53614 10	LT15
5021 2900 COUNTRYWIDE ALTERNATIVE LOAN TRUST - 12667FYS8						
SOLD		12/07/2009	5021 29		SUB TRUST P10544206	
ACQ	5021 2900	11/12/2004	5021 29	5145 25	-123 96	LT15
22266 9100 COUNTRYWIDE ASSET-BACKED CERTS - 12669WAC0 - MINOR = 02071						
SOLD		01/26/2009	22266 91		SUB TRUST P10544206	
ACQ	22266 9100	05/21/2007	22266 91	22266 91	0 00	LT15
18286 0000 COUNTRYWIDE ASSET-BACKED CERTS - 12669WAC0 - MINOR = 02071						
SOLD		02/25/2009	18286 00		SUB TRUST P10544206	
ACQ	18286 0000	05/21/2007	18286 00	18286 00	0 00	LT15
10483 6300 COUNTRYWIDE ASSET-BACKED CERTS - 12669WAC0 - MINOR = 02071						
SOLD		03/25/2009	10483 63		SUB TRUST P10544206	
ACQ	10483 6300	05/21/2007	10483 63	10483 63	0 00	LT15
14257 6100 COUNTRYWIDE ASSET-BACKED CERTS - 12669WAC0 - MINOR = 02071						
SOLD		04/27/2009	14257 61		SUB TRUST P10544206	
ACQ	14257 6100	05/21/2007	14257 61	14257 61	0 00	LT15
13639 7100 COUNTRYWIDE ASSET-BACKED CERTS - 12669WAC0 - MINOR = 02071						
SOLD		05/26/2009	13639 71		SUB TRUST P10544206	
ACQ	13639 7100	05/21/2007	13639 71	13639 71	0 00	LT15
11898 0200 COUNTRYWIDE ASSET-BACKED CERTS - 12669WAC0 - MINOR = 02071						
SOLD		06/25/2009	11898 02		SUB TRUST P10544206	
ACQ	11898 0200	05/21/2007	11898 02	11898 02	0 00	LT15
10554 3900 COUNTRYWIDE ASSET-BACKED CERTS - 12669WAC0 - MINOR = 02071						
SOLD		07/27/2009	10554 39		SUB TRUST P10544206	
ACQ	10554 3900	05/21/2007	10554 39	10554 39	0 00	LT15
15034 6000 COUNTRYWIDE ASSET-BACKED CERTS - 12669WAC0 - MINOR = 02071						
SOLD		08/25/2009	15034 60		SUB TRUST P10544206	
ACQ	15034 6000	05/21/2007	15034 60	15034 60	0 00	LT15
8856 1700 COUNTRYWIDE ASSET-BACKED CERTS - 12669WAC0 - MINOR = 02071						
SOLD		09/25/2009	8856 17		SUB TRUST P10544206	
ACQ	8856 1700	05/21/2007	8856 17	8856 17	0 00	LT15
21678 5600 COUNTRYWIDE ASSET-BACKED CERTS - 12669WAC0 - MINOR = 02071						
SOLD		10/26/2009	21678 56		SUB TRUST P10544206	
ACQ	21678 5600	05/21/2007	21678 56	21678 56	0 00	LT15
15193 8300 COUNTRYWIDE ASSET-BACKED CERTS - 12669WAC0 - MINOR = 02071						
SOLD		11/25/2009	15193 83		SUB TRUST P10544206	
ACQ	15193 8300	05/21/2007	15193 83	15193 83	0 00	LT15

TAX PREPARER AHA
TRUST ADMINISTRATOR JL1
INVESTMENT OFFICER BA5

LEGEND F - FEDERAL S - STATE I - INHERITED
E - EXEMPT FROM STATE U - ACQ COST UNKNOWN

PROPERTY DESCRIPTION	SHARES	DATE	SALES PRICE	COST BASIS	GAIN/LOSS	TERM
18859 7000 COUNTRYWIDE ASSET-BACKED CERTS - 12669WAC0 - MINOR = 02071						
SOLD		12/28/2009	18859 70		SUB TRUST P10544206	
ACQ	18859 7000	05/21/2007	18859 70	18859 70	0 00	LT15
900000 0000 CALYON N Y - 13170FCV3 - MINOR = 01031						
SOLD		08/17/2009	899760 60		SUB TRUST P10544206	
ACQ	900000 0000	01/01/2008	899760 60	899498 88	261 72	LT15
ADDED 11/05/10 KJ						
110000 0000 CAMDEN PROPERTY TRUST - 133131AQ5						
SOLD		12/07/2009	105521 90		SUB TRUST P10544206	
ACQ	110000 0000	05/06/2009	105521 90	97756 59	7765 31	ST
31814 0200 CAPITAL ONE AUTO FINANCE TRUST - 14041GCL8 - MINOR = 02321						
SOLD		01/15/2009	31814 02		SUB TRUST P10544206	
ACQ	31814 0200	10/04/2005	31814 02	31807 57	6 45	LT15
32274 5100 CAPITAL ONE AUTO FINANCE TRUST - 14041GCL8 - MINOR = 02321						
SOLD		02/18/2009	32274 51		SUB TRUST P10544206	
ACQ	32274 5100	10/04/2005	32274 51	32267 96	6 55	LT15
31098 9600 CAPITAL ONE AUTO FINANCE TRUST - 14041GCL8 - MINOR = 02321						
SOLD		03/16/2009	31098 96		SUB TRUST P10544206	
ACQ	31098 9600	10/04/2005	31098 96	31092 65	6 31	LT15
30175 3800 CAPITAL ONE AUTO FINANCE TRUST - 14041GCL8 - MINOR = 02321						
SOLD		04/15/2009	30175 38		SUB TRUST P10544206	
ACQ	30175 3800	10/04/2005	30175 38	30169 26	6 12	LT15
26917 3700 CAPITAL ONE AUTO FINANCE TRUST - 14041GCL8 - MINOR = 02321						
SOLD		05/15/2009	26917 37		SUB TRUST P10544206	
ACQ	26917 3700	10/04/2005	26917 37	26911 91	5 46	LT15
26051 7400 CAPITAL ONE AUTO FINANCE TRUST - 14041GCL8 - MINOR = 02321						
SOLD		06/15/2009	26051 74		SUB TRUST P10544206	
ACQ	26051 7400	10/04/2005	26051 74	26046 46	5 28	LT15
26332 0600 CAPITAL ONE AUTO FINANCE TRUST - 14041GCL8 - MINOR = 02321						
SOLD		07/15/2009	26332 06		SUB TRUST P10544206	
ACQ	26332 0600	10/04/2005	26332 06	26326 72	5 34	LT15
26954 5300 CAPITAL ONE AUTO FINANCE TRUST - 14041GCL8 - MINOR = 02321						
SOLD		08/17/2009	26954 53		SUB TRUST P10544206	
ACQ	26954 5300	10/04/2005	26954 53	26949 06	5 47	LT15
25810 3600 CAPITAL ONE AUTO FINANCE TRUST - 14041GCL8 - MINOR = 02321						
SOLD		09/15/2009	25810 36		SUB TRUST P10544206	
ACQ	25810 3600	10/04/2005	25810 36	25805 13	5 23	LT15
24929 4700 CAPITAL ONE AUTO FINANCE TRUST - 14041GCL8 - MINOR = 02321						
SOLD		10/15/2009	24929 47		SUB TRUST P10544206	
ACQ	24929 4700	10/04/2005	24929 47	24924 41	5 06	LT15
25806 8000 CAPITAL ONE AUTO FINANCE TRUST - 14041GCL8 - MINOR = 02321						
SOLD		11/16/2009	25806 80		SUB TRUST P10544206	
ACQ	25806 8000	10/04/2005	25806 80	25801 57	5 23	LT15
23031 8400 CAPITAL ONE AUTO FINANCE TRUST - 14041GCL8 - MINOR = 02321						
SOLD		12/17/2009	23031 84		SUB TRUST P10544206	
ACQ	23031 8400	10/04/2005	23031 84	23027 17	4 67	LT15
1000000 0000 CAPITAL ONE MULTI ASSET EXECUTION - 14041NDZ1 - MINOR = 31000						
SOLD		10/16/2009	1000000 00		SUB TRUST P10544206	
ACQ	1000000 0000	10/12/2007	1000000 00	999766 40	233 60	LT15
600 0000 CARDINAL HLTH INC - 14149Y108 - MINOR = 31000						
SOLD		06/30/2009	18278 52			
ACQ	600 0000	06/08/2009	18278 52	18180 78	97 74	ST
500 0000 CARDINAL HLTH INC - 14149Y108 - MINOR = 31000						
SOLD		07/29/2009	16749 56			
ACQ	500 0000	06/08/2009	16749 56	15150 65	1598 91	ST
800 0000 CAREFUSION CORPORATION - 14170T101 - MINOR = 44						
SOLD		09/17/2009	17068 47			
ACQ	800 0000	06/08/2009	17068 47	13437 88	3630 59	ST
1400 0000 CATERPILLAR INC - 149123101 - MINOR = 31001						
SOLD		06/30/2009	46282 80			
ACQ	300 0000	02/06/2009	9917 74	10113 36	-195 62	ST
	1100 0000	04/30/2009	36365 06	39946 94	-3581 88	ST
1100 0000 CATERPILLAR INC - 149123101 - MINOR = 31001						
SOLD		07/29/2009	45780 82			
ACQ	1100 0000	02/06/2009	45780 82	37082 32	8698 50	ST
600 0000 CATERPILLAR INC - 149123101 - MINOR = 31001						
SOLD		08/06/2009	28237 38			
ACQ	600 0000	02/06/2009	28237 38	20226 72	8010 66	ST
700 0000 CATERPILLAR INC - 149123101 - MINOR = 31001						
SOLD		10/01/2009	35279 09			
ACQ	300 0000	02/06/2009	15119 61	10113 36	5006 25	ST
	400 0000	04/15/2009	20159 48	13123 44	7036 04	ST
900 0000 CATERPILLAR INC - 149123101 - MINOR = 31001						
SOLD		10/14/2009	48955 68			
ACQ	400 0000	04/15/2009	21758 08	13123 44	8634 64	ST
	500 0000	04/21/2009	27197 60	15553 15	11644 45	ST
800 0000 CATERPILLAR INC - 149123101 - MINOR = 31001						
SOLD		11/05/2009	46013 21			
ACQ	100 0000	02/27/2009	5751 65	2427 22	3324 43	ST
	700 0000	04/21/2009	40261 56	21774 41	18487 15	ST
1300 0000 CELGENE CORP - 151020104 - MINOR = 31000						
SOLD		06/30/2009	61738 40			
ACQ	700 0000	10/22/2008	33243 75	37034 48	-3790 73	ST
	600 0000	02/05/2009	28494 65	32688 00	-4193 35	ST

TAX PREPARER AHA
TRUST ADMINISTRATOR JL1
INVESTMENT OFFICER BA5

LEGEND F - FEDERAL S - STATE I - INHERITED
E - EXEMPT FROM STATE U - ACQ COST UNKNOWN

PROPERTY DESCRIPTION	SHARES	DATE	SALES PRICE	COST BASIS	GAIN/LOSS	TERM
1100 0000 CELGENE CORP - 151020104 - MINOR = 31000						
SOLD		07/29/2009	63142 33			
ACQ	100 0000	12/17/2007	5740 21	4986 50	753 71	LT15
	300 0000	10/22/2008	17220 64	15871 92	1348 72	ST
	700 0000	01/13/2009	40181 48	35402 01	4779 47	ST
900 0000 CELGENE CORP - 151020104 - MINOR = 31000						
SOLD		10/01/2009	50641 69			
ACQ	900 0000	12/17/2007	50641 69	44878 50	5763 19	LT15
700 0000 CHEVRONTEXACO CORP COM - 166764100 - MINOR = 31000						
SOLD		06/30/2009	45911 81			
ACQ	700 0000	06/04/2009	45911 81	48561 24	-2649 43	ST
5900 0000 CISCO SYS INC - 17275R102 - MINOR = 31000						
SOLD		01/29/2009	95014 18			
ACQ	3100 0000	03/02/2007	49922 70	79672 79	-29750 09	LT15
	2800 0000	07/29/2008	45091 48	62636 84	-17545 36	ST
2800 0000 CISCO SYS INC - 17275R102 - MINOR = 31000						
SOLD		03/17/2009	43830 55			
ACQ	2800 0000	07/29/2008	43830 55	62636 84	-18806 29	ST
3500 0000 CISCO SYS INC - 17275R102 - MINOR = 31000						
SOLD		03/23/2009	57938 91			
ACQ	300 0000	07/09/2008	4966 19	6495 66	-1529 47	ST
	3200 0000	07/09/2008	52972 72	69594 88	-16622 16	ST
2900 0000 CISCO SYS INC - 17275R102 - MINOR = 31000						
SOLD		04/01/2009	50220 41			
ACQ	2900 0000	07/09/2008	50220 41	62791 38	-12570 97	ST
5500 0000 CISCO SYS INC - 17275R102 - MINOR = 31000						
SOLD		06/30/2009	101967 37			
ACQ	5200 0000	06/28/1996	96405 51	32788 89	63616 62	LT15
	300 0000	07/09/2008	5561 86	6495 66	-933 80	ST
2500 0000 CISCO SYS INC - 17275R102 - MINOR = 31000						
SOLD		07/29/2009	54023 60			
ACQ	2500 0000	06/28/1996	54023 60	15763 89	38259 71	LT15
4500 0000 CISCO SYS INC - 17275R102 - MINOR = 31000						
SOLD		10/01/2009	105747 27			
ACQ	4500 0000	06/28/1996	105747 27	28375 00	77372 27	LT15
5600 0000 CITIGROUP INC - 172967101 - MINOR = 31000						
SOLD		10/01/2009	26263 32			
ACQ	5600 0000	09/24/2009	26263 32	24836 00	1427 32	ST
1800 0000 COLGATE PALMOLIVE CO - 194162103 - MINOR = 31001						
SOLD		01/20/2009	113657 24			
ACQ	1800 0000	01/09/2008	113657 24	146329 20	-32671 96	LT15
1400 0000 COLGATE PALMOLIVE CO - 194162103 - MINOR = 31001						
SOLD		01/23/2009	84985 79			
ACQ	1400 0000	01/09/2008	84985 79	113811 60	-28825 81	LT15
45000 0000 COMCAST CORPORATION - 20030NAU5						
SOLD		06/12/2009	46989 00		SUB TRUST P10544206	
ACQ	45000 0000	04/07/2009	46989 00	43650 18	3338 82	ST
4000 0000 CONOCOPHILLIPS - 20825C104 - MINOR = 31000						
SOLD		06/03/2009	182534 10			
ACQ	1900 0000	10/15/2008	86703 70	102729 96	-16026 26	ST
	1500 0000	10/17/2008	68450 29	81868 80	-13418 51	ST
	600 0000	03/17/2009	27380 12	22497 06	4883 05	ST
100 0000 CONOCOPHILLIPS - 20825C104 - MINOR = 31000						
SOLD		06/03/2009	4568 79			
ACQ	100 0000	03/04/2009	4568 79	3712 79	856 00	ST
1300 0000 CONOCOPHILLIPS - 20825C104 - MINOR = 31000						
SOLD		06/04/2009	59248 96			
ACQ	1300 0000	03/04/2009	59248 96	48266 27	10982 69	ST
1100 0000 CONSOLIDATED EDISON INC - 209115104 - MINOR = 31000						
SOLD		05/13/2009	38960 87			
ACQ	1100 0000	03/31/2009	38960 87	43705 97	-4745 10	ST
1900 0000 CONSOLIDATED EDISON INC - 209115104 - MINOR = 31000						
SOLD		05/13/2009	67162 11			
ACQ	1900 0000	03/31/2009	67162 11	75492 13	-8330 02	ST
200 0000 CONSOLIDATED EDISON INC - 209115104 - MINOR = 31000						
SOLD		05/14/2009	7001 13			
ACQ	100 0000	03/31/2009	3500 57	3962 27	-461 71	ST
	100 0000	03/31/2009	3500 57	3973 27	-472 71	ST
1500 0000 CONSOLIDATED EDISON INC - 209115104 - MINOR = 31000						
SOLD		05/14/2009	52446 12			
ACQ	100 0000	03/31/2009	3496 41	3946 69	-450 28	ST
	400 0000	03/31/2009	13985 63	15849 08	-1863 45	ST
	1000 0000	04/01/2009	34964 08	39418 60	-4454 52	ST
800 0000 CORNING INC - 219350105 - MINOR = 31000						
SOLD		04/30/2009	11937 13			
ACQ	800 0000	08/06/2008	11937 13	16319 60	-4382 47	ST
3700 0000 CORNING INC - 219350105 - MINOR = 31000						
SOLD		04/30/2009	54993 14			
ACQ	1100 0000	07/13/2004	16349 31	13196 70	3152 61	LT15
	2600 0000	08/06/2008	38643 83	53038 70	-14394 87	ST
200 0000 CORNING INC - 219350105 - MINOR = 31000						
SOLD		04/30/2009	2987 98			
ACQ	200 0000	07/13/2004	2987 98	2399 40	588 58	LT15

TAX PREPARER AHA
TRUST ADMINISTRATOR JL1
INVESTMENT OFFICER BA5

LEGEND F - FEDERAL S - STATE I - INHERITED
E - EXEMPT FROM STATE U - ACQ COST UNKNOWN

PROPERTY DESCRIPTION	SHARES	DATE	SALES PRICE	COST BASIS	GAIN/LOSS	TERM
800 0000 CORNING INC - 219350105 - MINOR = 31000						
SOLD		05/01/2009	11402 54			
ACQ	800 0000	07/13/2004	11402 54	9597 60	1804 94	LT15
3200 0000 CORNING INC - 219350105 - MINOR = 31000						
SOLD		06/30/2009	51166 68			
ACQ	3200 0000	07/13/2004	51166 68	38390 40	12776 28	LT15
3000 0000 CORNING INC - 219350105 - MINOR = 31000						
SOLD		07/29/2009	50098 70			
ACQ	3000 0000	07/13/2004	50098 70	35991 00	14107 70	LT15
2800 0000 CORNING INC - 219350105 - MINOR = 31000						
SOLD		10/01/2009	42250 91			
ACQ	2800 0000	07/13/2004	42250 91	33591 60	8659 31	LT15
30000 0000 CREDIT SUISSE FB USA INC - 22541LAB9 - MINOR = 02071						
SOLD		02/18/2009	30663 90		SUB TRUST P10544206	
ACQ	10000 0000	04/16/2002	10221 30	9906 25	315 05	LT15
	20000 0000	05/29/2003	20442 60	22430 20	-1987 60	LT15
97 1000 CS FIRST BOSTON MORTGAGE SECURITIES - 22541Q4D1						
SOLD		01/26/2009	97 10		SUB TRUST P10544206	
ACQ	97 1000	12/09/2003	97 10	99 86	-2 76	LT15
97 6700 CS FIRST BOSTON MORTGAGE SECURITIES - 22541Q4D1						
SOLD		02/25/2009	97 67		SUB TRUST P10544206	
ACQ	97 6700	12/09/2003	97 67	100 45	-2 78	LT15
129 4800 CS FIRST BOSTON MORTGAGE SECURITIES - 22541Q4D1						
SOLD		03/25/2009	129 48		SUB TRUST P10544206	
ACQ	129 4800	12/09/2003	129 48	133 16	-3 68	LT15
98 9400 CS FIRST BOSTON MORTGAGE SECURITIES - 22541Q4D1						
SOLD		04/27/2009	98 94		SUB TRUST P10544206	
ACQ	98 9400	12/09/2003	98 94	101 75	-2 81	LT15
100 0000 CS FIRST BOSTON MORTGAGE SECURITIES - 22541Q4D1						
SOLD		05/26/2009	100 00		SUB TRUST P10544206	
ACQ	100 0000	12/09/2003	100 00	102 84	-2 84	LT15
100 1000 CS FIRST BOSTON MORTGAGE SECURITIES - 22541Q4D1						
SOLD		06/25/2009	100 10		SUB TRUST P10544206	
ACQ	100 1000	12/09/2003	100 10	102 95	-2 85	LT15
100 6900 CS FIRST BOSTON MORTGAGE SECURITIES - 22541Q4D1						
SOLD		07/27/2009	100 69		SUB TRUST P10544206	
ACQ	100 6900	12/09/2003	100 69	103 55	-2 86	LT15
101 2700 CS FIRST BOSTON MORTGAGE SECURITIES - 22541Q4D1						
SOLD		08/25/2009	101 27		SUB TRUST P10544206	
ACQ	101 2700	12/09/2003	101 27	104 15	-2 88	LT15
3864 6700 CS FIRST BOSTON MORTGAGE SECURITIES - 22541Q4D1						
SOLD		09/25/2009	3864 67		SUB TRUST P10544206	
ACQ	3864 6700	12/09/2003	3864 67	3974 57	-109 90	LT15
98 4600 CS FIRST BOSTON MORTGAGE SECURITIES - 22541Q4D1						
SOLD		10/26/2009	98 46		SUB TRUST P10544206	
ACQ	98 4600	12/09/2003	98 46	101 26	-2 80	LT15
98 0900 CS FIRST BOSTON MORTGAGE SECURITIES - 22541Q4D1						
SOLD		11/25/2009	98 09		SUB TRUST P10544206	
ACQ	98 0900	12/09/2003	98 09	100 88	-2 79	LT15
97 9500 CS FIRST BOSTON MORTGAGE SECURITIES - 22541Q4D1						
SOLD		12/28/2009	97 95		SUB TRUST P10544206	
ACQ	97 9500	12/09/2003	97 95	100 74	-2 79	LT15
2900 0000 D R HORTON INC - 23331A109 - MINOR = 31000						
SOLD		04/08/2009	27812 02			
ACQ	2900 0000	01/26/2009	27812 02	18825 06	8986 96	ST
300 0000 D R HORTON INC - 23331A109 - MINOR = 31000						
SOLD		04/08/2009	2839 13			
ACQ	300 0000	01/26/2009	2839 13	1947 42	891 71	ST
200 0000 D R HORTON INC - 23331A109 - MINOR = 31000						
SOLD		04/08/2009	1922 36			
ACQ	200 0000	01/26/2009	1922 36	1298 28	624 08	ST
200 0000 D R HORTON INC - 23331A109 - MINOR = 31000						
SOLD		04/08/2009	1912 15			
ACQ	200 0000	01/26/2009	1912 15	1298 28	613 87	ST
1100 0000 D R HORTON INC - 23331A109 - MINOR = 31000						
SOLD		04/08/2009	10661 06			
ACQ	1100 0000	01/26/2009	10661 06	7140 54	3520 52	ST
200 0000 D R HORTON INC - 23331A109 - MINOR = 31000						
SOLD		05/13/2009	1796 62			
ACQ	200 0000	01/26/2009	1796 62	1298 28	498 34	ST
2300 0000 D R HORTON INC - 23331A109 - MINOR = 31000						
SOLD		05/13/2009	20641 93			
ACQ	2300 0000	01/26/2009	20641 93	14930 22	5711 71	ST
1800 0000 D R HORTON INC - 23331A109 - MINOR = 31000						
SOLD		05/13/2009	16532 72			
ACQ	1800 0000	01/26/2009	16532 72	11684 52	4848 20	ST
800 0000 DANAHER CORP - 235851102 - MINOR = 31000						
SOLD		01/13/2009	42402 24			
ACQ	800 0000	01/04/2008	42402 24	68614 96	-26212 72	LT15
600 0000 DANAHER CORP - 235851102 - MINOR = 31000						
SOLD		01/13/2009	31777 92			
ACQ	600 0000	01/04/2008	31777 92	51461 22	-19683 30	LT15
1100 0000 DANAHER CORP - 235851102 - MINOR = 31000						
SOLD		01/26/2009	61287 87			
ACQ	1100 0000	01/04/2008	61287 87	94345 57	-33057 70	LT15

TRUST YEAR ENDING 12/31/2009

TAX PREPARER AHA
TRUST ADMINISTRATOR JL1
INVESTMENT OFFICER BA5

LEGEND F - FEDERAL S - STATE I - INHERITED
E - EXEMPT FROM STATE U - ACQ COST UNKNOWN

PROPERTY DESCRIPTION	SHARES	DATE	SALES PRICE	COST BASIS	GAIN/LOSS	TERM
1100 0000 DANAHER CORP - 235851102 - MINOR = 31000						
SOLD		03/12/2009	58615 45			
ACQ	1100 0000	01/04/2008	58615 45	94345 57	-35730 12	LT15
600 0000 DANAHER CORP - 235851102 - MINOR = 31000						
SOLD		03/19/2009	33016 49			
ACQ	600 0000	01/04/2008	33016 49	51461 22	-18444 73	LT15
1100 0000 DANAHER CORP - 235851102 - MINOR = 31000						
SOLD		04/15/2009	59313 88			
ACQ	1100 0000	01/04/2008	59313 88	94345 57	-35031 69	LT15
1200 0000 DANAHER CORP - 235851102 - MINOR = 31000						
SOLD		04/15/2009	64661 69			
ACQ	1200 0000	01/04/2008	64661 69	102922 44	-38260 75	LT15
1200 0000 DANAHER CORP - 235851102 - MINOR = 31000						
SOLD		06/05/2009	76296 41			
ACQ	900 0000	01/04/2008	57222 31	77191 83	-19969 52	LT15
	300 0000	04/21/2008	19074 10	22599 81	-3525 71	LT15
900 0000 DANAHER CORP - 235851102 - MINOR = 31000						
SOLD		06/08/2009	56776 69			
ACQ	900 0000	04/21/2008	56776 69	67799 43	-11022 74	LT15
1000 0000 DEERE & CO - 244199105 - MINOR = 31001						
SOLD		06/30/2009	39661 98			
ACQ	1000 0000	04/15/2009	39661 98	38587 00	1074 98	ST
700 0000 DEERE & CO - 244199105 - MINOR = 31001						
SOLD		07/29/2009	28664 26			
ACQ	700 0000	04/15/2009	28664 26	27010 90	1653 36	ST
900 0000 DEERE & CO - 244199105 - MINOR = 31001						
SOLD		10/01/2009	38056 06			
ACQ	100 0000	09/01/2009	4228 45	4272 65	-44 20	ST
	800 0000	09/17/2009	33827 61	36964 40	-3136 79	ST
500 0000 DEVON ENERGY CORP - 25179M103 - MINOR = 31000						
SOLD		01/06/2009	35737 24			
ACQ	500 0000	10/05/2006	35737 24	31025 65	4711 59	LT15
1700 0000 DEVON ENERGY CORP - 25179M103 - MINOR = 31000						
SOLD		06/08/2009	108924 76			
ACQ	1700 0000	10/05/2006	108924 76	105487 21	3437 55	LT15
1000 0000 DEVON ENERGY CORP - 25179M103 - MINOR = 31000						
SOLD		06/30/2009	53675 61			
ACQ	1000 0000	10/05/2006	53675 61	62051 30	-8375 69	LT15
400 0000 DEVON ENERGY CORP - 25179M103 - MINOR = 31000						
SOLD		07/29/2009	22294 46			
ACQ	400 0000	10/05/2006	22294 46	24820 52	-2526 06	LT15
600 0000 DEVON ENERGY CORP - 25179M103 - MINOR = 31000						
SOLD		10/01/2009	40120 96			
ACQ	100 0000	10/05/2006	6686 83	6205 13	481 70	LT15
	500 0000	02/19/2009	33434 13	25237 05	8197 08	ST
250000 0000 DIAGEO CAPITAL PLC - 25243YAM1						
SOLD		09/02/2009	272797 50		SUB TRUST P10544206	
ACQ	250000 0000	10/23/2007	272797 50	249720 00	23077 50	LT15
4400 0000 DISNEY WALT CO HOLDING COMPANY - 254687106 - MINOR = 31001						
SOLD		06/30/2009	101944 49			
ACQ	3100 0000	01/09/2008	71824 53	94309 44	-22484 91	LT15
	1300 0000	02/08/2008	30119 96	41733 51	-11613 55	LT15
3000 0000 DISNEY WALT CO HOLDING COMPANY - 254687106 - MINOR = 31001						
SOLD		07/29/2009	77494 59			
ACQ	3000 0000	01/09/2008	77494 59	91267 20	-13772 61	LT15
3200 0000 DISNEY WALT CO HOLDING COMPANY - 254687106 - MINOR = 31001						
SOLD		10/01/2009	87283 83			
ACQ	3200 0000	01/09/2008	87283 83	97351 68	-10067 85	LT15
60000 0000 DOMINION RESOURCES INC - 25746UAN9						
SOLD		04/30/2009	55200 60		SUB TRUST P10544206	
ACQ	60000 0000	08/17/2004	55200 60	59689 20	-4488 60	LT15
105000 0000 DOMINION RESOURCES INC - 25746UAW9						
SOLD		02/26/2009	99693 30		SUB TRUST P10544206	
ACQ	105000 0000	10/04/2005	99693 30	102838 05	-3144 75	LT15
2600 0000 DOW CHEM CO - 260543103 - MINOR = 31001						
SOLD		06/30/2009	42014 91			
ACQ	2600 0000	05/22/2009	42014 91	44703 88	-2688 97	ST
2100 0000 DOW CHEM CO - 260543103 - MINOR = 31001						
SOLD		07/29/2009	42660 18			
ACQ	1700 0000	04/22/2009	34534 43	21808 11	12726 32	ST
	400 0000	05/22/2009	8125 75	6877 52	1248 23	ST
1600 0000 DOW CHEM CO - 260543103 - MINOR = 31001						
SOLD		10/01/2009	40862 94			
ACQ	1600 0000	04/22/2009	40862 94	20525 28	20337 66	ST
155000 0000 DUKE CAPITAL LLC - 26439RAK2						
SOLD		06/24/2009	142789 10		SUB TRUST P10544206	
ACQ	105000 0000	08/15/2006	96728 10	105253 05	-8524 95	LT15
	50000 0000	08/15/2006	46061 00	50169 00	-4108 00	LT15
500 0000 EOG RESOURCES INC - 26875P101 - MINOR = 31000						
SOLD		07/29/2009	35245 09			
ACQ	500 0000	07/01/2009	35245 09	33839 05	1406 04	ST
100 0000 EOG RESOURCES INC - 26875P101 - MINOR = 31000						
SOLD		10/01/2009	8279 78			
ACQ	100 0000	07/01/2009	8279 78	6767 81	1511 97	ST

TRUST YEAR ENDING 12/31/2009

TAX PREPARER AHA
TRUST ADMINISTRATOR JL1
INVESTMENT OFFICER BA5

LEGEND F - FEDERAL S - STATE I - INHERITED
E - EXEMPT FROM STATE U - ACQ COST UNKNOWN

PROPERTY DESCRIPTION	SHARES	DATE	SALES PRICE	COST BASIS	GAIN/LOSS	TERM
2100 0000 ECOLAB INC - 278865100 - MINOR = 31001						
SOLD		02/09/2009	74192 33			
ACQ	2100 0000	01/13/2009	74192 33	70998 27	3194 06	ST
3300 0000 ECOLAB INC - 278865100 - MINOR = 31001						
SOLD		04/22/2009	123686 72			
ACQ	3200 0000	11/13/2008	119938 64	103467 52	16471 12	ST
	100 0000	01/13/2009	3748 08	3380 87	367 21	ST
1500 0000 EDISON INTERNATIONAL - 281020107 - MINOR = 31000						
SOLD		06/30/2009	46601 85			
ACQ	1500 0000	03/23/2006	46601 85	64371 90	-17770 05	LT15
1500 0000 EDISON INTERNATIONAL - 281020107 - MINOR = 31000						
SOLD		07/29/2009	48240 70			
ACQ	200 0000	03/23/2006	6432 09	8582 92	-2150 83	LT15
	1300 0000	03/23/2006	41808 61	55682 38	-13873 77	LT15
1300 0000 EDISON INTERNATIONAL - 281020107 - MINOR = 31000						
SOLD		10/01/2009	43145 89			
ACQ	1300 0000	03/23/2006	43145 89	55682 38	-12536 49	LT15
1500 0000 EMERSON ELEC CO - 291011104 - MINOR = 31001						
SOLD		07/29/2009	53675 66			
ACQ	1500 0000	06/05/2009	53675 66	52788 30	887 36	ST
300 0000 EMERSON ELEC CO - 291011104 - MINOR = 31001						
SOLD		10/01/2009	11783 69			
ACQ	300 0000	06/05/2009	11783 69	10557 66	1226 03	ST
55000 0000 ENERGY TRANSFER PARTNERS - 29273RAF6						
SOLD		06/02/2009	47823 05		SUB TRUST P10544206	
ACQ	55000 0000	10/18/2006	47823 05	54689 25	-6866 20	LT15
175000 0000 ENTERPRISE PRODUCTS OPER - 29379VAD5						
SOLD		09/17/2009	211578 50		SUB TRUST P10544206	
ACQ	175000 0000	07/14/2009	211578 50	204778 00	6800 50	ST
1100 0000 EXELON CORP - 30161N101 - MINOR = 31000						
SOLD		06/30/2009	56066 54			
ACQ	1100 0000	07/09/2008	56066 54	99295 46	-43228 92	ST
900 0000 EXELON CORP - 30161N101 - MINOR = 31000						
SOLD		07/29/2009	46043 80			
ACQ	900 0000	07/09/2008	46043 80	81241 74	-35197 94	LT15
1500 0000 EXELON CORP - 30161N101 - MINOR = 31000						
SOLD		09/10/2009	72974 43			
ACQ	600 0000	06/05/2008	29189 77	53709 60	-24519 83	LT15
	900 0000	07/09/2008	43784 66	81241 74	-37457 08	LT15
100 0000 EXELON CORP - 30161N101 - MINOR = 31000						
SOLD		09/11/2009	4841 37			
ACQ	100 0000	06/05/2008	4841 37	8951 60	-4110 23	LT15
1500 0000 EXELON CORP - 30161N101 - MINOR = 31000						
SOLD		09/11/2009	72855 20			
ACQ	1500 0000	06/05/2008	72855 20	134274 00	-61418 80	LT15
700 0000 EXXON MOBIL CORPORATION - 30231G102 - MINOR = 31001						
SOLD		01/28/2009	54900 69			
ACQ	700 0000	01/07/2008	54900 69	65114 00	-10213 31	LT15
925 0000 EXXON MOBIL CORPORATION - 30231G102 - MINOR = 31001						
SOLD		06/19/2009	65691 70			
ACQ	925 0000	01/07/2008	65691 70	86043 50	-20351 80	LT15
3500 0000 EXXON MOBIL CORPORATION - 30231G102 - MINOR = 31001						
SOLD		06/30/2009	242332 72			
ACQ	575 0000	01/07/2008	39811 80	53486 50	-13674 70	LT15
	600 0000	02/08/2008	41542 75	48937 08	-7394 33	LT15
	1800 0000	06/06/2008	124628 26	158810 94	-34182 68	LT15
	525 0000	05/13/2009	36349 91	36624 00	-274 09	ST
1800 0000 EXXON MOBIL CORPORATION - 30231G102 - MINOR = 31001						
SOLD		07/01/2009	127260 91			
ACQ	675 0000	05/13/2009	47722 84	47088 00	634 84	ST
	1125 0000	09/20/1996	79538 07	24415 31	55122 76	LT15
1000 0000 EXXON MOBIL CORPORATION - 30231G102 - MINOR = 31001						
SOLD		07/07/2009	66867 48			
ACQ	1000 0000	09/20/1996	66867 48	21702 50	45164 98	LT15
2200 0000 EXXON MOBIL CORPORATION - 30231G102 - MINOR = 31001						
SOLD		07/29/2009	156102 04			
ACQ	2200 0000	09/20/1996	156102 04	47745 50	108356 54	LT15
2000 0000 EXXON MOBIL CORPORATION - 30231G102 - MINOR = 31001						
SOLD		10/01/2009	135996 50			
ACQ	2000 0000	09/20/1996	135996 50	43405 00	92591 50	LT15
2900 0000 EXXON MOBIL CORPORATION - 30231G102 - MINOR = 31001						
SOLD		10/05/2009	192529 23			
ACQ	2900 0000	09/20/1996	192529 23	62937 25	129591 98	LT15
44 5200 FEDERAL HOME LOAN MORTGAGE CORP - 3128F9AB6						
SOLD		01/15/2009	44 52		SUB TRUST P10544206	
ACQ	44 5200	05/08/1996	44 52	44 58	-0 06	LT15
44 8400 FEDERAL HOME LOAN MORTGAGE CORP - 3128F9AB6						
SOLD		02/17/2009	44 84		SUB TRUST P10544206	
ACQ	44 8400	05/08/1996	44 84	44 90	-0 06	LT15
45 1600 FEDERAL HOME LOAN MORTGAGE CORP - 3128F9AB6						
SOLD		03/16/2009	45 16		SUB TRUST P10544206	
ACQ	45 1600	05/08/1996	45 16	45 22	-0 06	LT15
45 4700 FEDERAL HOME LOAN MORTGAGE CORP - 3128F9AB6						
SOLD		04/15/2009	45 47		SUB TRUST P10544206	
ACQ	45 4700	05/08/1996	45 47	45 53	-0 06	LT15

TRUST YEAR ENDING 12/31/2009

TAX PREPARER AHA
TRUST ADMINISTRATOR JL1
INVESTMENT OFFICER BA5

LEGEND F - FEDERAL S - STATE I - INHERITED
E - EXEMPT FROM STATE U - ACQ COST UNKNOWN

PROPERTY DESCRIPTION	SHARES	DATE	SALES PRICE	COST BASIS	GAIN/LOSS	TERM
45 8000 FEDERAL HOME LOAN MORTGAGE CORP - 3128F9AB6						
SOLD		05/15/2009	45 80		SUB TRUST P10544206	
ACQ	45 8000	05/08/1996	45 80	45 86	-0 06	LT15
46 1200 FEDERAL HOME LOAN MORTGAGE CORP - 3128F9AB6						
SOLD		06/15/2009	46 12		SUB TRUST P10544206	
ACQ	46 1200	05/08/1996	46 12	46 18	-0 06	LT15
46 4400 FEDERAL HOME LOAN MORTGAGE CORP - 3128F9AB6						
SOLD		07/15/2009	46 44		SUB TRUST P10544206	
ACQ	46 4400	05/08/1996	46 44	46 50	-0 06	LT15
46 7800 FEDERAL HOME LOAN MORTGAGE CORP - 3128F9AB6						
SOLD		08/17/2009	46 78		SUB TRUST P10544206	
ACQ	46 7800	05/08/1996	46 78	46 84	-0 06	LT15
47 1100 FEDERAL HOME LOAN MORTGAGE CORP - 3128F9AB6						
SOLD		09/15/2009	47 11		SUB TRUST P10544206	
ACQ	47 1100	05/08/1996	47 11	47 17	-0 06	LT15
47 4400 FEDERAL HOME LOAN MORTGAGE CORP - 3128F9AB6						
SOLD		10/15/2009	47 44		SUB TRUST P10544206	
ACQ	47 4400	05/08/1996	47 44	47 50	-0 06	LT15
47 7800 FEDERAL HOME LOAN MORTGAGE CORP - 3128F9AB6						
SOLD		11/16/2009	47 78		SUB TRUST P10544206	
ACQ	47 7800	05/08/1996	47 78	47 84	-0 06	LT15
47 6500 FEDERAL HOME LOAN MORTGAGE CORP - 3128F9AB6						
SOLD		12/15/2009	47 65		SUB TRUST P10544206	
ACQ	47 6500	05/08/1996	47 65	47 71	-0 06	LT15
124 8800 FEDERAL HOME LOAN MORTGAGE CORP - 3128FHDC3						
SOLD		01/15/2009	124 88		SUB TRUST P10544206	
ACQ	124 8800	09/30/1996	124 88	123 67	1 21	LT15
125 4000 FEDERAL HOME LOAN MORTGAGE CORP - 3128FHDC3						
SOLD		02/17/2009	125 40		SUB TRUST P10544206	
ACQ	125 4000	09/30/1996	125 40	124 19	1 21	LT15
127 0000 FEDERAL HOME LOAN MORTGAGE CORP - 3128FHDC3						
SOLD		03/16/2009	127 00		SUB TRUST P10544206	
ACQ	127 0000	09/30/1996	127 00	125 77	1 23	LT15
127 4500 FEDERAL HOME LOAN MORTGAGE CORP - 3128FHDC3						
SOLD		04/15/2009	127 45		SUB TRUST P10544206	
ACQ	127 4500	09/30/1996	127 45	126 22	1 23	LT15
128 3000 FEDERAL HOME LOAN MORTGAGE CORP - 3128FHDC3						
SOLD		05/15/2009	128 30		SUB TRUST P10544206	
ACQ	128 3000	09/30/1996	128 30	127 06	1 24	LT15
129 2000 FEDERAL HOME LOAN MORTGAGE CORP - 3128FHDC3						
SOLD		06/15/2009	129 20		SUB TRUST P10544206	
ACQ	129 2000	09/30/1996	129 20	127 95	1 25	LT15
130 0200 FEDERAL HOME LOAN MORTGAGE CORP - 3128FHDC3						
SOLD		07/15/2009	130 02		SUB TRUST P10544206	
ACQ	130 0200	09/30/1996	130 02	128 76	1 26	LT15
130 9500 FEDERAL HOME LOAN MORTGAGE CORP - 3128FHDC3						
SOLD		08/17/2009	130 95		SUB TRUST P10544206	
ACQ	130 9500	09/30/1996	130 95	129 68	1 27	LT15
131 8300 FEDERAL HOME LOAN MORTGAGE CORP - 3128FHDC3						
SOLD		09/15/2009	131 83		SUB TRUST P10544206	
ACQ	131 8300	09/30/1996	131 83	130 55	1 28	LT15
132 3700 FEDERAL HOME LOAN MORTGAGE CORP - 3128FHDC3						
SOLD		10/15/2009	132 37		SUB TRUST P10544206	
ACQ	132 3700	09/30/1996	132 37	131 09	1 28	LT15
133 2500 FEDERAL HOME LOAN MORTGAGE CORP - 3128FHDC3						
SOLD		11/16/2009	133 25		SUB TRUST P10544206	
ACQ	133 2500	09/30/1996	133 25	131 96	1 29	LT15
134 1800 FEDERAL HOME LOAN MORTGAGE CORP - 3128FHDC3						
SOLD		12/15/2009	134 18		SUB TRUST P10544206	
ACQ	134 1800	09/30/1996	134 18	132 88	1 30	LT15
12389 6700 FREDDIE MAC - 3128M4SQ7						
SOLD		11/16/2009	12389 67		SUB TRUST P10544206	
ACQ	12389 6700	09/30/2009	12389 67	12970 44	-580 77	ST
13270 3800 FREDDIE MAC - 3128M4SQ7						
SOLD		12/15/2009	13270 38		SUB TRUST P10544206	
ACQ	13270 3800	09/30/2009	13270 38	13892 43	-622 05	ST
8644 8600 FREDDIE MAC - 3128MJMC1						
SOLD		11/16/2009	8644 86		SUB TRUST P10544206	
ACQ	8644 8600	09/30/2009	8644 86	8937 97	-293 11	ST
11744 2400 FREDDIE MAC - 3128MJMC1						
SOLD		12/15/2009	11744 24		SUB TRUST P10544206	
ACQ	11744 2400	09/30/2009	11744 24	12142 44	-398 20	ST
80 1500 FREDDIE MAC - 3128NH5J8 - MINOR = 02360						
SOLD		01/15/2009	80 15		SUB TRUST P10544206	
ACQ	80 1500	08/23/2007	80 15	79 35	0 80	LT15
5185 5000 FREDDIE MAC - 3128NH5J8 - MINOR = 02360						
SOLD		02/17/2009	5185 50		SUB TRUST P10544206	
ACQ	5185 5000	08/23/2007	5185 50	5133 44	52 06	LT15
1553 6000 FREDDIE MAC - 3128NH5J8 - MINOR = 02360						
SOLD		03/16/2009	1553 60		SUB TRUST P10544206	
ACQ	1553 6000	08/23/2007	1553 60	1538 00	15 60	LT15
9086 6200 FREDDIE MAC - 3128NH5J8 - MINOR = 02360						
SOLD		04/15/2009	9086 62		SUB TRUST P10544206	
ACQ	9086 6200	08/23/2007	9086 62	8995 40	91 22	LT15

TRUST YEAR ENDING 12/31/2009

TAX PREPARER AHA
TRUST ADMINISTRATOR JL1
INVESTMENT OFFICER BA5

LEGEND F - FEDERAL S - STATE I - INHERITED
E - EXEMPT FROM STATE U - ACQ COST UNKNOWN

PROPERTY DESCRIPTION	SHARES	DATE	SALES PRICE	COST BASIS	GAIN/LOSS	TERM
16282 0900 FREDDIE MAC - 3128NH5J8 - MINOR = 02360						
SOLD		05/15/2009	16282 09		SUB TRUST P10544206	
ACQ	16282 0900	08/23/2007	16282 09	16118 63	163 46	LT15
9928 0500 FREDDIE MAC - 3128NH5J8 - MINOR = 02360						
SOLD		06/15/2009	9928 05		SUB TRUST P10544206	
ACQ	9928 0500	08/23/2007	9928 05	9828 38	99 67	LT15
27656 5000 FREDDIE MAC - 3128NH5J8 - MINOR = 02360						
SOLD		07/16/2009	27656 50		SUB TRUST P10544206	
ACQ	27656 5000	08/23/2007	27656 50	27378 85	277 65	LT15
11130 8800 FREDDIE MAC - 3128NH5J8 - MINOR = 02360						
SOLD		08/17/2009	11130 88		SUB TRUST P10544206	
ACQ	11130 8800	08/23/2007	11130 88	11019 14	111 74	LT15
24494 9700 FREDDIE MAC - 3128NH5J8 - MINOR = 02360						
SOLD		09/15/2009	24494 97		SUB TRUST P10544206	
ACQ	24494 9700	08/23/2007	24494 97	24249 06	245 91	LT15
20407 0400 FREDDIE MAC - 3128NH5J8 - MINOR = 02360						
SOLD		10/15/2009	20407 04		SUB TRUST P10544206	
ACQ	20407 0400	08/23/2007	20407 04	20202 17	204 87	LT15
8823 3300 FREDDIE MAC - 3128NH5J8 - MINOR = 02360						
SOLD		11/16/2009	8823 33		SUB TRUST P10544206	
ACQ	8823 3300	08/23/2007	8823 33	8734 75	88 58	LT15
36567 3800 FREDDIE MAC - 3128NH5J8 - MINOR = 02360						
SOLD		12/15/2009	36567 38		SUB TRUST P10544206	
ACQ	36567 3800	08/23/2007	36567 38	36200 28	367 10	LT15
1250000 0000 FREDDIE MAC - 3128X8VE9						
SOLD		08/12/2009	1253810 00		SUB TRUST P10544206	
ACQ	1250000 0000	04/15/2009	1253810 00	1250000 00	3810 00	ST
3 7900 FEDERAL HOME LOAN MORTGAGE CORP - 31292GP83						
SOLD		01/15/2009	3 79		SUB TRUST P10544206	
ACQ	3 7900	05/08/1996	3 79	3 80	-0 01	LT15
3 8200 FEDERAL HOME LOAN MORTGAGE CORP - 31292GP83						
SOLD		02/17/2009	3 82		SUB TRUST P10544206	
ACQ	3 8200	05/08/1996	3 82	3 83	-0 01	LT15
3 8400 FEDERAL HOME LOAN MORTGAGE CORP - 31292GP83						
SOLD		03/16/2009	3 84		SUB TRUST P10544206	
ACQ	3 8400	05/08/1996	3 84	3 85	-0 01	LT15
3 8700 FEDERAL HOME LOAN MORTGAGE CORP - 31292GP83						
SOLD		04/15/2009	3 87		SUB TRUST P10544206	
ACQ	3 8700	05/08/1996	3 87	3 88	-0 01	LT15
3 9000 FEDERAL HOME LOAN MORTGAGE CORP - 31292GP83						
SOLD		05/15/2009	3 90		SUB TRUST P10544206	
ACQ	3 9000	05/08/1996	3 90	3 91	-0 01	LT15
3 9200 FEDERAL HOME LOAN MORTGAGE CORP - 31292GP83						
SOLD		06/15/2009	3 92		SUB TRUST P10544206	
ACQ	3 9200	05/08/1996	3 92	3 93	-0 01	LT15
3 9500 FEDERAL HOME LOAN MORTGAGE CORP - 31292GP83						
SOLD		07/15/2009	3 95		SUB TRUST P10544206	
ACQ	3 9500	05/08/1996	3 95	3 96	-0 01	LT15
3 9800 FEDERAL HOME LOAN MORTGAGE CORP - 31292GP83						
SOLD		08/17/2009	3 98		SUB TRUST P10544206	
ACQ	3 9800	05/08/1996	3 98	3 99	-0 01	LT15
4 0000 FEDERAL HOME LOAN MORTGAGE CORP - 31292GP83						
SOLD		09/15/2009	4 00		SUB TRUST P10544206	
ACQ	4 0000	05/08/1996	4 00	4 01	-0 01	LT15
4 0300 FEDERAL HOME LOAN MORTGAGE CORP - 31292GP83						
SOLD		10/15/2009	4 03		SUB TRUST P10544206	
ACQ	4 0300	05/08/1996	4 03	4 04	-0 01	LT15
4 0600 FEDERAL HOME LOAN MORTGAGE CORP - 31292GP83						
SOLD		11/16/2009	4 06		SUB TRUST P10544206	
ACQ	4 0600	05/08/1996	4 06	4 07	-0 01	LT15
4 0500 FEDERAL HOME LOAN MORTGAGE CORP - 31292GP83						
SOLD		12/15/2009	4 05		SUB TRUST P10544206	
ACQ	4 0500	05/08/1996	4 05	4 06	-0 01	LT15
203 5400 FREDDIE MAC - 31297LDH0						
SOLD		01/15/2009	203 54		SUB TRUST P10544206	
ACQ	203 5400	01/19/2005	203 54	210 70	-7 16	LT15
206 8100 FREDDIE MAC - 31297LDH0						
SOLD		02/17/2009	206 81		SUB TRUST P10544206	
ACQ	206 8100	01/19/2005	206 81	214 08	-7 27	LT15
207 8900 FREDDIE MAC - 31297LDH0						
SOLD		03/16/2009	207 89		SUB TRUST P10544206	
ACQ	207 8900	01/19/2005	207 89	215 20	-7 31	LT15
15442 3800 FREDDIE MAC - 31297LDH0						
SOLD		04/15/2009	15442 38		SUB TRUST P10544206	
ACQ	15442 3800	01/19/2005	15442 38	15985 28	-542 90	LT15
187 9100 FREDDIE MAC - 31297LDH0						
SOLD		05/15/2009	187 91		SUB TRUST P10544206	
ACQ	187 9100	01/19/2005	187 91	194 52	-6 61	LT15
14865 1600 FREDDIE MAC - 31297LDH0						
SOLD		06/15/2009	14865 16		SUB TRUST P10544206	
ACQ	14865 1600	01/19/2005	14865 16	15387 76	-522 60	LT15
169 0000 FREDDIE MAC - 31297LDH0						
SOLD		07/15/2009	169 00		SUB TRUST P10544206	
ACQ	169 0000	01/19/2005	169 00	174 94	-5 94	LT15

TRUST YEAR ENDING 12/31/2009

TAX PREPARER AHA
TRUST ADMINISTRATOR JL1
INVESTMENT OFFICER BA5

LEGEND F - FEDERAL S - STATE I - INHERITED
E - EXEMPT FROM STATE U - ACQ COST UNKNOWN

PROPERTY DESCRIPTION	SHARES	DATE	SALES PRICE	COST BASIS	GAIN/LOSS	TERM
169 8800 FREDDIE MAC - 31297LDH0						
SOLD		08/17/2009	169 88		SUB TRUST P10544206	
ACQ	169 8800	01/19/2005	169 88	175 85	-5 97	LT15
170 8000 FREDDIE MAC - 31297LDH0						
SOLD		09/15/2009	170 80		SUB TRUST P10544206	
ACQ	170 8000	01/19/2005	170 80	176 80	-6 00	LT15
172 0500 FREDDIE MAC - 31297LDH0						
SOLD		10/15/2009	172 05		SUB TRUST P10544206	
ACQ	172 0500	01/19/2005	172 05	178 10	-6 05	LT15
172 5500 FREDDIE MAC - 31297LDH0						
SOLD		11/16/2009	172 55		SUB TRUST P10544206	
ACQ	172 5500	01/19/2005	172 55	178 62	-6 07	LT15
173 9100 FREDDIE MAC - 31297LDH0						
SOLD		12/15/2009	173 91		SUB TRUST P10544206	
ACQ	173 9100	01/19/2005	173 91	180 02	-6 11	LT15
167 6800 FEDERAL HOME LOAN MORTGAGE CORP - 31335KHT6						
SOLD		01/15/2009	167 68		SUB TRUST P10544206	
ACQ	167 6800	04/26/1996	167 68	169 25	-1 57	LT15
252 5600 FEDERAL HOME LOAN MORTGAGE CORP - 31335KHT6						
SOLD		02/17/2009	252 56		SUB TRUST P10544206	
ACQ	252 5600	04/26/1996	252 56	254 93	-2 37	LT15
150 7600 FEDERAL HOME LOAN MORTGAGE CORP - 31335KHT6						
SOLD		03/16/2009	150 76		SUB TRUST P10544206	
ACQ	150 7600	04/26/1996	150 76	152 17	-1 41	LT15
300 2700 FEDERAL HOME LOAN MORTGAGE CORP - 31335KHT6						
SOLD		04/15/2009	300 27		SUB TRUST P10544206	
ACQ	300 2700	04/26/1996	300 27	303 09	-2 82	LT15
212 2300 FEDERAL HOME LOAN MORTGAGE CORP - 31335KHT6						
SOLD		05/15/2009	212 23		SUB TRUST P10544206	
ACQ	212 2300	04/26/1996	212 23	214 22	-1 99	LT15
175 5300 FEDERAL HOME LOAN MORTGAGE CORP - 31335KHT6						
SOLD		06/15/2009	175 53		SUB TRUST P10544206	
ACQ	175 5300	04/26/1996	175 53	177 18	-1 65	LT15
210 5900 FEDERAL HOME LOAN MORTGAGE CORP - 31335KHT6						
SOLD		07/15/2009	210 59		SUB TRUST P10544206	
ACQ	210 5900	04/26/1996	210 59	212 56	-1 97	LT15
131 5100 FEDERAL HOME LOAN MORTGAGE CORP - 31335KHT6						
SOLD		08/17/2009	131 51		SUB TRUST P10544206	
ACQ	131 5100	04/26/1996	131 51	132 74	-1 23	LT15
208 2900 FEDERAL HOME LOAN MORTGAGE CORP - 31335KHT6						
SOLD		09/15/2009	208 29		SUB TRUST P10544206	
ACQ	208 2900	04/26/1996	208 29	210 24	-1 95	LT15
115 6400 FEDERAL HOME LOAN MORTGAGE CORP - 31335KHT6						
SOLD		10/15/2009	115 64		SUB TRUST P10544206	
ACQ	115 6400	04/26/1996	115 64	116 72	-1 08	LT15
143 0400 FEDERAL HOME LOAN MORTGAGE CORP - 31335KHT6						
SOLD		11/16/2009	143 04		SUB TRUST P10544206	
ACQ	143 0400	04/26/1996	143 04	144 38	-1 34	LT15
123 9900 FEDERAL HOME LOAN MORTGAGE CORP - 31335KHT6						
SOLD		12/15/2009	123 99		SUB TRUST P10544206	
ACQ	123 9900	04/26/1996	123 99	125 15	-1 16	LT15
0000 FEDERAL HOME LN MTG CORP - 313400301 - MINOR = 31001						
SOLD		09/11/2009	48 38			
ACQ	0000		48 38	0 00	48 38	LT15
CHANGED 12/22/09 AW4						
325000 0000 FREDDIE MAC - 3134A4AA2						
SOLD		01/09/2009	458099 85		SUB TRUST P10544206	
ACQ	30000 0000	12/13/2004	42286 14	36503 70	5782 44	LT15
	295000 0000	12/17/2004	415813 71	358240 63	57573 08	LT15
1975000 0000 FHLMC - 3134A4DY7 - MINOR = 02361						
SOLD		04/14/2009	2136914 45		SUB TRUST P10544206	
ACQ	1975000 0000	09/08/2008	2136914 45	2094645 50	42268 95	ST
865000 0000 FREDDIE MAC - 3134A4UU6						
SOLD		04/08/2009	967980 85		SUB TRUST P10544206	
ACQ	865000 0000	09/23/2008	967980 85	901477 05	66503 80	ST
29406 0100 FNMA - 31371NEW1 - MINOR = 02310						
SOLD		01/26/2009	29406 01		SUB TRUST P10544206	
ACQ	29406 0100	09/30/2008	29406 01	29840 21	-434 20	ST
56895 8100 FNMA - 31371NEW1 - MINOR = 02310						
SOLD		02/25/2009	56895 81		SUB TRUST P10544206	
ACQ	56895 8100	09/30/2008	56895 81	57735 91	-840 10	ST
71615 5200 FNMA - 31371NEW1 - MINOR = 02310						
SOLD		03/25/2009	71615 52		SUB TRUST P10544206	
ACQ	71615 5200	09/30/2008	71615 52	72672 97	-1057 45	ST
54510 5000 FNMA - 31371NEW1 - MINOR = 02310						
SOLD		04/27/2009	54510 50		SUB TRUST P10544206	
ACQ	54510 5000	09/30/2008	54510 50	55315 38	-804 88	ST
67192 9200 FNMA - 31371NEW1 - MINOR = 02310						
SOLD		05/26/2009	67192 92		SUB TRUST P10544206	
ACQ	67192 9200	09/30/2008	67192 92	68185 07	-992 15	ST
1170441 2400 FNMA - 31371NEW1 - MINOR = 02310						
SOLD		06/19/2009	1220184 99		SUB TRUST P10544206	
ACQ	1170441 2400	09/30/2008	1220184 99	1187723 54	32461 45	ST

TAX PREPARER AHA
TRUST ADMINISTRATOR JL1
INVESTMENT OFFICER BA5

LEGEND F - FEDERAL S - STATE I - INHERITED
E - EXEMPT FROM STATE U - ACQ COST UNKNOWN

PROPERTY DESCRIPTION	SHARES	DATE	SALES PRICE	COST BASIS	GAIN/LOSS	TERM
54497 0300 FNMA - 31371NEW1 - MINOR = 02310						
SOLD		06/25/2009	54497 03		SUB TRUST P10544206	
ACQ	54497 0300	09/30/2008	54497 03	55301 71	-804 68	ST
37873 6000 FNMA - 31371NEW1 - MINOR = 02310						
SOLD		07/27/2009	37873 60		SUB TRUST P10544206	
ACQ	37873 6000	09/30/2008	37873 60	38432 83	-559 23	ST
30503 2500 FNMA - 31371NEW1 - MINOR = 02310						
SOLD		08/25/2009	30503 25		SUB TRUST P10544206	
ACQ	30503 2500	09/30/2008	30503 25	30953 65	-450 40	ST
35088 7100 FNMA - 31371NEW1 - MINOR = 02310						
SOLD		09/25/2009	35088 71		SUB TRUST P10544206	
ACQ	35088 7100	09/30/2008	35088 71	35606 82	-518 11	ST
436756 2000 FNMA - 31371NEW1 - MINOR = 02310						
SOLD		09/25/2009	460846 03		SUB TRUST P10544206	
ACQ	436756 2000	09/30/2008	460846 03	443205 18	17640 85	ST
40542 7800 FNMA - 31371NEW1 - MINOR = 02310						
SOLD		10/26/2009	40542 78		SUB TRUST P10544206	
ACQ	40542 7800	09/30/2008	40542 78	41141 42	-598 64	LT15
38342 0800 FNMA - 31371NEW1 - MINOR = 02310						
SOLD		11/25/2009	38342 08		SUB TRUST P10544206	
ACQ	38342 0800	09/30/2008	38342 08	38908 22	-566 14	LT15
18134 4400 FNMA - 31371NEW1 - MINOR = 02310						
SOLD		12/28/2009	18134 44		SUB TRUST P10544206	
ACQ	18134 4400	09/30/2008	18134 44	18402 21	-267 77	LT15
240 6300 FEDERAL NATIONAL MORTGAGE ASSN - 31378AAU0						
SOLD		01/26/2009	240 63		SUB TRUST P10544206	
ACQ	240 6300	04/09/1998	240 63	244 73	-4 10	LT15
246 5400 FEDERAL NATIONAL MORTGAGE ASSN - 31378AAU0						
SOLD		02/25/2009	246 54		SUB TRUST P10544206	
ACQ	246 5400	04/09/1998	246 54	250 74	-4 20	LT15
239 2800 FEDERAL NATIONAL MORTGAGE ASSN - 31378AAU0						
SOLD		03/25/2009	239 28		SUB TRUST P10544206	
ACQ	239 2800	04/09/1998	239 28	243 35	-4 07	LT15
245 2200 FEDERAL NATIONAL MORTGAGE ASSN - 31378AAU0						
SOLD		04/27/2009	245 22		SUB TRUST P10544206	
ACQ	245 2200	04/09/1998	245 22	249 40	-4 18	LT15
246 7600 FEDERAL NATIONAL MORTGAGE ASSN - 31378AAU0						
SOLD		05/26/2009	246 76		SUB TRUST P10544206	
ACQ	246 7600	04/09/1998	246 76	250 96	-4 20	LT15
248 3300 FEDERAL NATIONAL MORTGAGE ASSN - 31378AAU0						
SOLD		06/25/2009	248 33		SUB TRUST P10544206	
ACQ	248 3300	04/09/1998	248 33	252 56	-4 23	LT15
249 9000 FEDERAL NATIONAL MORTGAGE ASSN - 31378AAU0						
SOLD		07/27/2009	249 90		SUB TRUST P10544206	
ACQ	249 9000	04/09/1998	249 90	254 16	-4 26	LT15
251 4800 FEDERAL NATIONAL MORTGAGE ASSN - 31378AAU0						
SOLD		08/25/2009	251 48		SUB TRUST P10544206	
ACQ	251 4800	04/09/1998	251 48	255 76	-4 28	LT15
253 0200 FEDERAL NATIONAL MORTGAGE ASSN - 31378AAU0						
SOLD		09/25/2009	253 02		SUB TRUST P10544206	
ACQ	253 0200	04/09/1998	253 02	257 33	-4 31	LT15
254 6700 FEDERAL NATIONAL MORTGAGE ASSN - 31378AAU0						
SOLD		10/26/2009	254 67		SUB TRUST P10544206	
ACQ	254 6700	04/09/1998	254 67	259 01	-4 34	LT15
256 2800 FEDERAL NATIONAL MORTGAGE ASSN - 31378AAU0						
SOLD		11/25/2009	256 28		SUB TRUST P10544206	
ACQ	256 2800	04/09/1998	256 28	260 64	-4 36	LT15
257 8900 FEDERAL NATIONAL MORTGAGE ASSN - 31378AAU0						
SOLD		12/28/2009	257 89		SUB TRUST P10544206	
ACQ	257 8900	04/09/1998	257 89	262 28	-4 39	LT15
500000 0000 FREDDIE MAC - 3137EAAJ8						
SOLD		03/31/2009	560553 50		SUB TRUST P10544206	
ACQ	500000 0000	07/14/2008	560553 50	517944 30	42609 20	ST
785000 0000 FHLMC - 3137EABZ1						
SOLD		04/14/2009	790177 08		SUB TRUST P10544206	
ACQ	785000 0000	03/26/2009	790177 08	784631 05	5546 03	ST
630000 0000 FHLMC - 3137EACB3						
SOLD		04/29/2009	628302 78		SUB TRUST P10544206	
ACQ	630000 0000	04/23/2009	628302 78	628620 30	-317 52	ST
1980 7800 FREDDIE MAC - 31392W6L9						
SOLD		01/15/2009	1980 78		SUB TRUST P10544206	
ACQ	1980 7800	04/08/2005	1980 78	2010 57	-29 79	LT15
5192 3900 FREDDIE MAC - 31392W6L9						
SOLD		02/17/2009	5192 39		SUB TRUST P10544206	
ACQ	5192 3900	04/08/2005	5192 39	5270 48	-78 09	LT15
15307 5700 FREDDIE MAC - 31392W6L9						
SOLD		03/16/2009	15307 57		SUB TRUST P10544206	
ACQ	15307 5700	04/08/2005	15307 57	15537 79	-230 22	LT15
9424 5700 FREDDIE MAC - 31392W6L9						
SOLD		04/15/2009	9424 57		SUB TRUST P10544206	
ACQ	9424 5700	04/08/2005	9424 57	9566 31	-141 74	LT15
219 6100 FREDDIE MAC - 31392W6L9						
SOLD		05/15/2009	219 61		SUB TRUST P10544206	
ACQ	219 6100	04/08/2005	219 61	222 91	-3 30	LT15

TAX PREPARER AHA
TRUST ADMINISTRATOR JL1
INVESTMENT OFFICER BA5

LEGEND F - FEDERAL S - STATE I - INHERITED
E - EXEMPT FROM STATE U - ACQ COST UNKNOWN

PROPERTY DESCRIPTION	SHARES	DATE	SALES PRICE	COST BASIS	GAIN/LOSS	TERM
2795 4800 FANNIE MAE - 31395DL72 - MINOR = 02321						
SOLD		01/26/2009	2795 48		SUB TRUST P10544206	
ACQ	2795 4800	05/12/2006	2795 48	2831 41	-35 93	LT15
2535 1700 FANNIE MAE - 31395DL72 - MINOR = 02321						
SOLD		02/25/2009	2535 17		SUB TRUST P10544206	
ACQ	2535 1700	05/12/2006	2535 17	2567 75	-32 58	LT15
5232 2600 FANNIE MAE - 31395DL72 - MINOR = 02321						
SOLD		03/25/2009	5232 26		SUB TRUST P10544206	
ACQ	5232 2600	05/12/2006	5232 26	5299 50	-67 24	LT15
5499 0800 FANNIE MAE - 31395DL72 - MINOR = 02321						
SOLD		04/27/2009	5499 08		SUB TRUST P10544206	
ACQ	5499 0800	05/12/2006	5499 08	5569 75	-70 67	LT15
4224 7700 FANNIE MAE - 31395DL72 - MINOR = 02321						
SOLD		05/26/2009	4224 77		SUB TRUST P10544206	
ACQ	4224 7700	05/12/2006	4224 77	4279 06	-54 29	LT15
3606 2700 FANNIE MAE - 31395DL72 - MINOR = 02321						
SOLD		06/25/2009	3606 27		SUB TRUST P10544206	
ACQ	3606 2700	05/12/2006	3606 27	3652 62	-46 35	LT15
3003 4400 FANNIE MAE - 31395DL72 - MINOR = 02321						
SOLD		07/27/2009	3003 44		SUB TRUST P10544206	
ACQ	3003 4400	05/12/2006	3003 44	3042 04	-38 60	LT15
5364 7800 FANNIE MAE - 31395DL72 - MINOR = 02321						
SOLD		08/25/2009	5364 78		SUB TRUST P10544206	
ACQ	5364 7800	05/12/2006	5364 78	5433 72	-68 94	LT15
7466 7600 FANNIE MAE - 31395DL72 - MINOR = 02321						
SOLD		09/25/2009	7466 76		SUB TRUST P10544206	
ACQ	7466 7600	05/12/2006	7466 76	7562 72	-95 96	LT15
12559 6300 FANNIE MAE - 31395DL72 - MINOR = 02321						
SOLD		10/26/2009	12559 63		SUB TRUST P10544206	
ACQ	12559 6300	05/12/2006	12559 63	12721 04	-161 41	LT15
8130 1200 FANNIE MAE - 31395DL72 - MINOR = 02321						
SOLD		11/25/2009	8130 12		SUB TRUST P10544206	
ACQ	8130 1200	05/12/2006	8130 12	8234 60	-104 48	LT15
3176 2900 FANNIE MAE - 31395DL72 - MINOR = 02321						
SOLD		12/28/2009	3176 29		SUB TRUST P10544206	
ACQ	3176 2900	05/12/2006	3176 29	3217 11	-40 82	LT15
4797 1600 FREDDIE MAC - 31395MZW2						
SOLD		01/15/2009	4797 16		SUB TRUST P10544206	
ACQ	4797 1600	04/26/2005	4797 16	4859 75	-62 59	LT15
14822 3300 FREDDIE MAC - 31395MZW2						
SOLD		02/17/2009	14822 33		SUB TRUST P10544206	
ACQ	14822 3300	04/26/2005	14822 33	15015 72	-193 39	LT15
16718 1900 FREDDIE MAC - 31395MZW2						
SOLD		03/16/2009	16718 19		SUB TRUST P10544206	
ACQ	16718 1900	04/26/2005	16718 19	16936 31	-218 12	LT15
8151 6300 FREDDIE MAC - 31395MZW2						
SOLD		04/15/2009	8151 63		SUB TRUST P10544206	
ACQ	8151 6300	04/26/2005	8151 63	8257 98	-106 35	LT15
8108 7300 FREDDIE MAC - 31395MZW2						
SOLD		05/15/2009	8108 73		SUB TRUST P10544206	
ACQ	8108 7300	04/26/2005	8108 73	8214 52	-105 79	LT15
8066 0400 FREDDIE MAC - 31395MZW2						
SOLD		06/15/2009	8066 04		SUB TRUST P10544206	
ACQ	8066 0400	04/26/2005	8066 04	8171 28	-105 24	LT15
8023 5700 FREDDIE MAC - 31395MZW2						
SOLD		07/15/2009	8023 57		SUB TRUST P10544206	
ACQ	8023 5700	04/26/2005	8023 57	8128 25	-104 68	LT15
7981 3200 FREDDIE MAC - 31395MZW2						
SOLD		08/17/2009	7981 32		SUB TRUST P10544206	
ACQ	7981 3200	04/26/2005	7981 32	8085 45	-104 13	LT15
7939 3000 FREDDIE MAC - 31395MZW2						
SOLD		09/15/2009	7939 30		SUB TRUST P10544206	
ACQ	7939 3000	04/26/2005	7939 30	8042 88	-103 58	LT15
7818 5500 FREDDIE MAC - 31395MZW2						
SOLD		10/15/2009	7818 55		SUB TRUST P10544206	
ACQ	7818 5500	04/26/2005	7818 55	7920 56	-102 01	LT15
7934 8200 FREDDIE MAC - 31395MZW2						
SOLD		11/16/2009	7934 82		SUB TRUST P10544206	
ACQ	7934 8200	04/26/2005	7934 82	8038 35	-103 53	LT15
7814 5000 FREDDIE MAC - 31395MZW2						
SOLD		12/16/2009	7814 50		SUB TRUST P10544206	
ACQ	7814 5000	04/26/2005	7814 50	7916 46	-101 96	LT15
3393 7400 FANNIE MAE - 31395NQF7 - MINOR = 02231						
SOLD		01/26/2009	3393 74		SUB TRUST P10544206	
ACQ	3393 7400	05/24/2006	3393 74	3432 98	-39 24	LT15
3755 4200 FANNIE MAE - 31395NQF7 - MINOR = 02231						
SOLD		02/25/2009	3755 42		SUB TRUST P10544206	
ACQ	3755 4200	05/24/2006	3755 42	3798 84	-43 42	LT15
4916 0100 FANNIE MAE - 31395NQF7 - MINOR = 02231						
SOLD		03/25/2009	4916 01		SUB TRUST P10544206	
ACQ	4916 0100	05/24/2006	4916 01	4972 85	-56 84	LT15
4286 2000 FANNIE MAE - 31395NQF7 - MINOR = 02231						
SOLD		04/27/2009	4286 20		SUB TRUST P10544206	
ACQ	4286 2000	05/24/2006	4286 20	4335 76	-49 56	LT15

TRUST YEAR ENDING 12/31/2009

TAX PREPARER AHA
TRUST ADMINISTRATOR JL1
INVESTMENT OFFICER BA5

LEGEND F - FEDERAL S - STATE I - INHERITED
E - EXEMPT FROM STATE U - ACQ COST UNKNOWN

PROPERTY DESCRIPTION	SHARES	DATE	SALES PRICE	COST BASIS	GAIN/LOSS	TERM
3243 5800 FANNIE MAE - 31395NQF7 - MINOR = 02231						
SOLD		05/26/2009	3243 58		SUB TRUST P10544206	
ACQ	3243 5800	05/24/2006	3243 58	3281 08	-37 50	LT15
4583 4900 FANNIE MAE - 31395NQF7 - MINOR = 02231						
SOLD		06/25/2009	4583 49		SUB TRUST P10544206	
ACQ	4583 4900	05/24/2006	4583 49	4636 49	-53 00	LT15
6546 3600 FANNIE MAE - 31395NQF7 - MINOR = 02231						
SOLD		07/27/2009	6546 36		SUB TRUST P10544206	
ACQ	6546 3600	05/24/2006	6546 36	6622 05	-75 69	LT15
5438 7600 FANNIE MAE - 31395NQF7 - MINOR = 02231						
SOLD		08/25/2009	5438 76		SUB TRUST P10544206	
ACQ	5438 7600	05/24/2006	5438 76	5501 65	-62 89	LT15
6681 6400 FANNIE MAE - 31395NQF7 - MINOR = 02231						
SOLD		09/25/2009	6681 64		SUB TRUST P10544206	
ACQ	6681 6400	05/24/2006	6681 64	6758 90	-77 26	LT15
4200 5100 FANNIE MAE - 31395NQF7 - MINOR = 02231						
SOLD		10/26/2009	4200 51		SUB TRUST P10544206	
ACQ	4200 5100	05/24/2006	4200 51	4249 08	-48 57	LT15
6265 2600 FANNIE MAE - 31395NQF7 - MINOR = 02231						
SOLD		11/25/2009	6265 26		SUB TRUST P10544206	
ACQ	6265 2600	05/24/2006	6265 26	6337 70	-72 44	LT15
4615 5200 FANNIE MAE - 31395NQF7 - MINOR = 02231						
SOLD		12/28/2009	4615 52		SUB TRUST P10544206	
ACQ	4615 5200	05/24/2006	4615 52	4668 89	-53 37	LT15
3484 2400 FANNIE MAE - 31395NQG5 - MINOR = 02231						
SOLD		01/26/2009	3484 24		SUB TRUST P10544206	
ACQ	3484 2400	06/05/2006	3484 24	3525 89	-41 65	LT15
3855 5700 FANNIE MAE - 31395NQG5 - MINOR = 02231						
SOLD		02/25/2009	3855 57		SUB TRUST P10544206	
ACQ	3855 5700	06/05/2006	3855 57	3901 66	-46 09	LT15
5047 1000 FANNIE MAE - 31395NQG5 - MINOR = 02231						
SOLD		03/25/2009	5047 10		SUB TRUST P10544206	
ACQ	5047 1000	06/05/2006	5047 10	5107 43	-60 33	LT15
4400 5000 FANNIE MAE - 31395NQG5 - MINOR = 02231						
SOLD		04/27/2009	4400 50		SUB TRUST P10544206	
ACQ	4400 5000	06/05/2006	4400 50	4453 10	-52 60	LT15
3330 0800 FANNIE MAE - 31395NQG5 - MINOR = 02231						
SOLD		05/26/2009	3330 08		SUB TRUST P10544206	
ACQ	3330 0800	06/05/2006	3330 08	3369 88	-39 80	LT15
4705 7100 FANNIE MAE - 31395NQG5 - MINOR = 02231						
SOLD		06/25/2009	4705 71		SUB TRUST P10544206	
ACQ	4705 7100	06/05/2006	4705 71	4761 96	-56 25	LT15
6720 9300 FANNIE MAE - 31395NQG5 - MINOR = 02231						
SOLD		07/27/2009	6720 93		SUB TRUST P10544206	
ACQ	6720 9300	06/05/2006	6720 93	6801 27	-80 34	LT15
5583 8000 FANNIE MAE - 31395NQG5 - MINOR = 02231						
SOLD		08/25/2009	5583 80		SUB TRUST P10544206	
ACQ	5583 8000	06/05/2006	5583 80	5650 54	-66 74	LT15
6859 8200 FANNIE MAE - 31395NQG5 - MINOR = 02231						
SOLD		09/25/2009	6859 82		SUB TRUST P10544206	
ACQ	6859 8200	06/05/2006	6859 82	6941 82	-82 00	LT15
4312 5200 FANNIE MAE - 31395NQG5 - MINOR = 02231						
SOLD		10/26/2009	4312 52		SUB TRUST P10544206	
ACQ	4312 5200	06/05/2006	4312 52	4364 07	-51 55	LT15
6432 3300 FANNIE MAE - 31395NQG5 - MINOR = 02231						
SOLD		11/25/2009	6432 33		SUB TRUST P10544206	
ACQ	6432 3300	06/05/2006	6432 33	6509 22	-76 89	LT15
4738 6000 FANNIE MAE - 31395NQG5 - MINOR = 02231						
SOLD		12/28/2009	4738 60		SUB TRUST P10544206	
ACQ	4738 6000	06/05/2006	4738 60	4795 24	-56 64	LT15
2325 1000 FANNIE MAE - 31395NX44 - MINOR = 31000						
SOLD		01/26/2009	2325 10		SUB TRUST P10544206	
ACQ	2325 1000	06/08/2006	2325 10	2352 62	-27 52	LT15
4943 9900 FANNIE MAE - 31395NX44 - MINOR = 31000						
SOLD		02/25/2009	4943 99		SUB TRUST P10544206	
ACQ	4943 9900	06/08/2006	4943 99	5002 51	-58 52	LT15
9468 8100 FANNIE MAE - 31395NX44 - MINOR = 31000						
SOLD		03/25/2009	9468 81		SUB TRUST P10544206	
ACQ	9468 8100	06/08/2006	9468 81	9580 88	-112 07	LT15
5310 0600 FANNIE MAE - 31395NX44 - MINOR = 31000						
SOLD		04/27/2009	5310 06		SUB TRUST P10544206	
ACQ	5310 0600	06/08/2006	5310 06	5372 91	-62 85	LT15
3179 8600 FANNIE MAE - 31395NX44 - MINOR = 31000						
SOLD		05/26/2009	3179 86		SUB TRUST P10544206	
ACQ	3179 8600	06/08/2006	3179 86	3217 50	-37 64	LT15
3866 2900 FANNIE MAE - 31395NX44 - MINOR = 31000						
SOLD		06/25/2009	3866 29		SUB TRUST P10544206	
ACQ	3866 2900	06/08/2006	3866 29	3912 05	-45 76	LT15
8388 9000 FANNIE MAE - 31395NX44 - MINOR = 31000						
SOLD		07/27/2009	8388 90		SUB TRUST P10544206	
ACQ	8388 9000	06/08/2006	8388 90	8488 19	-99 29	LT15
6155 5600 FANNIE MAE - 31395NX44 - MINOR = 31000						
SOLD		08/25/2009	6155 56		SUB TRUST P10544206	
ACQ	6155 5600	06/08/2006	6155 56	6228 42	-72 86	LT15

TAX PREPARER AHA
TRUST ADMINISTRATOR JL1
INVESTMENT OFFICER BA5

LEGEND F - FEDERAL S - STATE I - INHERITED
E - EXEMPT FROM STATE U - ACQ COST UNKNOWN

PROPERTY DESCRIPTION	SHARES	DATE	SALES PRICE	COST BASIS	GAIN/LOSS	TERM
6223 2700 FANNIE MAE - 31395NX44 - MINOR = 31000						
SOLD		09/25/2009	6223 27		SUB TRUST P10544206	
ACQ	6223 2700	06/08/2006	6223 27	6296 93	-73 66	LT15
9887 4700 FANNIE MAE - 31395NX44 - MINOR = 31000						
SOLD		10/26/2009	9887 47		SUB TRUST P10544206	
ACQ	9887 4700	06/08/2006	9887 47	10004 50	-117 03	LT15
5510 4000 FANNIE MAE - 31395NX44 - MINOR = 31000						
SOLD		11/25/2009	5510 40		SUB TRUST P10544206	
ACQ	5510 4000	06/08/2006	5510 40	5575 62	-65 22	LT15
5696 4200 FANNIE MAE - 31395NX44 - MINOR = 31000						
SOLD		12/28/2009	5696 42		SUB TRUST P10544206	
ACQ	5696 4200	06/08/2006	5696 42	5763 84	-67 42	LT15
218 3300 FREDDIE MAC - 31395UEH0						
SOLD		01/15/2009	218 33		SUB TRUST P10544206	
ACQ	218 3300	09/15/2005	218 33	223 92	-5 59	LT15
4198 7200 FREDDIE MAC - 31395UEH0						
SOLD		02/17/2009	4198 72		SUB TRUST P10544206	
ACQ	4198 7200	09/15/2005	4198 72	4306 31	-107 59	LT15
1725 2300 FREDDIE MAC - 31395UEH0						
SOLD		03/16/2009	1725 23		SUB TRUST P10544206	
ACQ	1725 2300	09/15/2005	1725 23	1769 44	-44 21	LT15
833 1300 FREDDIE MAC - 31395UEH0						
SOLD		04/15/2009	833 13		SUB TRUST P10544206	
ACQ	833 1300	09/15/2005	833 13	854 48	-21 35	LT15
3361 1100 FREDDIE MAC - 31395UEH0						
SOLD		05/15/2009	3361 11		SUB TRUST P10544206	
ACQ	3361 1100	09/15/2005	3361 11	3447 24	-86 13	LT15
221 0800 FREDDIE MAC - 31395UEH0						
SOLD		06/15/2009	221 08		SUB TRUST P10544206	
ACQ	221 0800	09/15/2005	221 08	226 75	-5 67	LT15
1114 8900 FREDDIE MAC - 31395UEH0						
SOLD		07/15/2009	1114 89		SUB TRUST P10544206	
ACQ	1114 8900	09/15/2005	1114 89	1143 46	-28 57	LT15
205 4300 FREDDIE MAC - 31395UEH0						
SOLD		08/17/2009	205 43		SUB TRUST P10544206	
ACQ	205 4300	09/15/2005	205 43	210 69	-5 26	LT15
2944 4200 FREDDIE MAC - 31395UEH0						
SOLD		09/15/2009	2944 42		SUB TRUST P10544206	
ACQ	2944 4200	09/15/2005	2944 42	3019 87	-75 45	LT15
1430 9200 FREDDIE MAC - 31395UEH0						
SOLD		10/15/2009	1430 92		SUB TRUST P10544206	
ACQ	1430 9200	09/15/2005	1430 92	1467 59	-36 67	LT15
207 9300 FREDDIE MAC - 31395UEH0						
SOLD		11/16/2009	207 93		SUB TRUST P10544206	
ACQ	207 9300	09/15/2005	207 93	213 26	-5 33	LT15
741 9300 FREDDIE MAC - 31395UEH0						
SOLD		12/16/2009	741 93		SUB TRUST P10544206	
ACQ	741 9300	09/15/2005	741 93	760 94	-19 01	LT15
285000 0000 FANNIE MAE - 31398ASD5						
SOLD		01/09/2009	304621 68		SUB TRUST P10544206	
ACQ	285000 0000	07/14/2008	304621 68	283478 10	21143 58	ST
1265000 0000 FANNIE MAE - 31398ASD5						
SOLD		04/08/2009	1348951 73		SUB TRUST P10544206	
ACQ	490000 0000	07/14/2008	522518 85	487383 40	35135 45	ST
	775000 0000	07/16/2008	826432 88	769505 25	56927 63	ST
625000 0000 FANNIE MAE - 31398AVZ2						
SOLD		04/29/2009	631377 50		SUB TRUST P10544206	
ACQ	625000 0000	03/13/2009	631377 50	623372 50	8005 00	ST
315 3400 FEDERAL NATIONAL MORTGAGE ASSN - 31405E5Q4						
SOLD		01/26/2009	315 34		SUB TRUST P10544206	
ACQ	315 3400	02/03/2005	315 34	331 55	-16 21	LT15
296 7400 FEDERAL NATIONAL MORTGAGE ASSN - 31405E5Q4						
SOLD		02/25/2009	296 74		SUB TRUST P10544206	
ACQ	296 7400	02/03/2005	296 74	311 99	-15 25	LT15
6588 5700 FEDERAL NATIONAL MORTGAGE ASSN - 31405E5Q4						
SOLD		03/25/2009	6588 57		SUB TRUST P10544206	
ACQ	6588 5700	02/03/2005	6588 57	6927 26	-338 69	LT15
315 9700 FEDERAL NATIONAL MORTGAGE ASSN - 31405E5Q4						
SOLD		04/27/2009	315 97		SUB TRUST P10544206	
ACQ	315 9700	02/03/2005	315 97	332 21	-16 24	LT15
6708 9600 FEDERAL NATIONAL MORTGAGE ASSN - 31405E5Q4						
SOLD		05/26/2009	6708 96		SUB TRUST P10544206	
ACQ	6708 9600	02/03/2005	6708 96	7053 84	-344 88	LT15
2559 3700 FEDERAL NATIONAL MORTGAGE ASSN - 31405E5Q4						
SOLD		06/25/2009	2559 37		SUB TRUST P10544206	
ACQ	2559 3700	02/03/2005	2559 37	2690 94	-131 57	LT15
294 7100 FEDERAL NATIONAL MORTGAGE ASSN - 31405E5Q4						
SOLD		07/27/2009	294 71		SUB TRUST P10544206	
ACQ	294 7100	02/03/2005	294 71	309 86	-15 15	LT15
292 5200 FEDERAL NATIONAL MORTGAGE ASSN - 31405E5Q4						
SOLD		08/25/2009	292 52		SUB TRUST P10544206	
ACQ	292 5200	02/03/2005	292 52	307 56	-15 04	LT15
7821 2300 FEDERAL NATIONAL MORTGAGE ASSN - 31405E5Q4						
SOLD		09/25/2009	7821 23		SUB TRUST P10544206	
ACQ	7821 2300	02/03/2005	7821 23	8223 29	-402 06	LT15

TRUST YEAR ENDING 12/31/2009

TAX PREPARER AHA
TRUST ADMINISTRATOR JL1
INVESTMENT OFFICER BA5

LEGEND F - FEDERAL S - STATE I - INHERITED
E - EXEMPT FROM STATE U - ACQ COST UNKNOWN

PROPERTY DESCRIPTION	SHARES	DATE	SALES PRICE	COST BASIS	GAIN/LOSS	TERM
297 9400 FEDERAL NATIONAL MORTGAGE ASSN - 31405E5Q4						
SOLD		10/26/2009	297 94		SUB TRUST P10544206	
ACQ	297 9400	02/03/2005	297 94	313 26	-15 32	LT15
5586 6200 FEDERAL NATIONAL MORTGAGE ASSN - 31405E5Q4						
SOLD		11/25/2009	5586 62		SUB TRUST P10544206	
ACQ	5586 6200	02/03/2005	5586 62	5873 81	-287 19	LT15
302 7700 FEDERAL NATIONAL MORTGAGE ASSN - 31405E5Q4						
SOLD		12/28/2009	302 77		SUB TRUST P10544206	
ACQ	302 7700	02/03/2005	302 77	318 33	-15 56	LT15
1217 2400 FEDERAL NATIONAL MORTGAGE ASSN - 31405E5X9						
SOLD		01/26/2009	1217 24		SUB TRUST P10544206	
ACQ	1217 2400	03/07/2005	1217 24	1256 23	-38 99	LT15
11229 7300 FEDERAL NATIONAL MORTGAGE ASSN - 31405E5X9						
SOLD		02/25/2009	11229 73		SUB TRUST P10544206	
ACQ	11229 7300	03/07/2005	11229 73	11589 43	-359 70	LT15
1234 4400 FEDERAL NATIONAL MORTGAGE ASSN - 31405E5X9						
SOLD		03/25/2009	1234 44		SUB TRUST P10544206	
ACQ	1234 4400	03/07/2005	1234 44	1273 98	-39 54	LT15
1346 6400 FEDERAL NATIONAL MORTGAGE ASSN - 31405E5X9						
SOLD		04/27/2009	1346 64		SUB TRUST P10544206	
ACQ	1346 6400	03/07/2005	1346 64	1389 77	-43 13	LT15
1245 3900 FEDERAL NATIONAL MORTGAGE ASSN - 31405E5X9						
SOLD		05/26/2009	1245 39		SUB TRUST P10544206	
ACQ	1245 3900	03/07/2005	1245 39	1285 28	-39 89	LT15
11081 2100 FEDERAL NATIONAL MORTGAGE ASSN - 31405E5X9						
SOLD		06/25/2009	11081 21		SUB TRUST P10544206	
ACQ	11081 2100	03/07/2005	11081 21	11436 15	-354 94	LT15
2246 5400 FEDERAL NATIONAL MORTGAGE ASSN - 31405E5X9						
SOLD		07/27/2009	2246 54		SUB TRUST P10544206	
ACQ	2246 5400	03/07/2005	2246 54	2318 50	-71 96	LT15
8508 5900 FEDERAL NATIONAL MORTGAGE ASSN - 31405E5X9						
SOLD		08/25/2009	8508 59		SUB TRUST P10544206	
ACQ	8508 5900	03/07/2005	8508 59	8781 13	-272 54	LT15
1176 3000 FEDERAL NATIONAL MORTGAGE ASSN - 31405E5X9						
SOLD		09/25/2009	1176 30		SUB TRUST P10544206	
ACQ	1176 3000	03/07/2005	1176 30	1213 98	-37 68	LT15
8846 9600 FEDERAL NATIONAL MORTGAGE ASSN - 31405E5X9						
SOLD		10/26/2009	8846 96		SUB TRUST P10544206	
ACQ	8846 9600	03/07/2005	8846 96	9130 34	-283 38	LT15
8242 5500 FEDERAL NATIONAL MORTGAGE ASSN - 31405E5X9						
SOLD		11/25/2009	8242 55		SUB TRUST P10544206	
ACQ	8242 5500	03/07/2005	8242 55	8506 57	-264 02	LT15
4899 5400 FEDERAL NATIONAL MORTGAGE ASSN - 31405E5X9						
SOLD		12/28/2009	4899 54		SUB TRUST P10544206	
ACQ	4899 5400	03/07/2005	4899 54	5056 48	-156 94	LT15
1521 2700 FEDERAL NATIONAL MORTGAGE ASSN - 31405E5Y7						
SOLD		01/26/2009	1521 27		SUB TRUST P10544206	
ACQ	1521 2700	03/07/2005	1521 27	1595 67	-74 40	LT15
1828 3100 FEDERAL NATIONAL MORTGAGE ASSN - 31405E5Y7						
SOLD		02/25/2009	1828 31		SUB TRUST P10544206	
ACQ	1828 3100	03/07/2005	1828 31	1917 73	-89 42	LT15
300 2200 FEDERAL NATIONAL MORTGAGE ASSN - 31405E5Y7						
SOLD		03/25/2009	300 22		SUB TRUST P10544206	
ACQ	300 2200	03/07/2005	300 22	314 90	-14 68	LT15
271 5600 FEDERAL NATIONAL MORTGAGE ASSN - 31405E5Y7						
SOLD		04/27/2009	271 56		SUB TRUST P10544206	
ACQ	271 5600	03/07/2005	271 56	284 84	-13 28	LT15
3576 4500 FEDERAL NATIONAL MORTGAGE ASSN - 31405E5Y7						
SOLD		05/26/2009	3576 45		SUB TRUST P10544206	
ACQ	3576 4500	03/07/2005	3576 45	3751 36	-174 91	LT15
11236 9800 FEDERAL NATIONAL MORTGAGE ASSN - 31405E5Y7						
SOLD		06/25/2009	11236 98		SUB TRUST P10544206	
ACQ	11236 9800	03/07/2005	11236 98	11786 54	-549 56	LT15
292 3800 FEDERAL NATIONAL MORTGAGE ASSN - 31405E5Y7						
SOLD		07/27/2009	292 38		SUB TRUST P10544206	
ACQ	292 3800	03/07/2005	292 38	306 68	-14 30	LT15
319 4500 FEDERAL NATIONAL MORTGAGE ASSN - 31405E5Y7						
SOLD		08/25/2009	319 45		SUB TRUST P10544206	
ACQ	319 4500	03/07/2005	319 45	335 07	-15 62	LT15
3713 1500 FEDERAL NATIONAL MORTGAGE ASSN - 31405E5Y7						
SOLD		09/25/2009	3713 15		SUB TRUST P10544206	
ACQ	3713 1500	03/07/2005	3713 15	3894 75	-181 60	LT15
260 2800 FEDERAL NATIONAL MORTGAGE ASSN - 31405E5Y7						
SOLD		10/26/2009	260 28		SUB TRUST P10544206	
ACQ	260 2800	03/07/2005	260 28	273 01	-12 73	LT15
320 4100 FEDERAL NATIONAL MORTGAGE ASSN - 31405E5Y7						
SOLD		11/25/2009	320 41		SUB TRUST P10544206	
ACQ	320 4100	03/07/2005	320 41	336 08	-15 67	LT15
274 3700 FEDERAL NATIONAL MORTGAGE ASSN - 31405E5Y7						
SOLD		12/28/2009	274 37		SUB TRUST P10544206	
ACQ	274 3700	03/07/2005	274 37	287 79	-13 42	LT15
65 9500 FEDERAL NATIONAL MORTGAGE ASSN - 31405E5Z4						
SOLD		01/26/2009	65 95		SUB TRUST P10544206	
ACQ	65 9500	03/07/2005	65 95	70 24	-4 29	LT15

TRUST YEAR ENDING 12/31/2009

TAX PREPARER AHA
TRUST ADMINISTRATOR JL1
INVESTMENT OFFICER BA5

LEGEND F - FEDERAL S - STATE I - INHERITED
E - EXEMPT FROM STATE U - ACQ COST UNKNOWN

PROPERTY DESCRIPTION	SHARES	DATE	SALES PRICE	COST BASIS	GAIN/LOSS	TERM
67 9200 FEDERAL NATIONAL MORTGAGE ASSN - 31405E5Z4						
SOLD		02/25/2009	67 92		SUB TRUST P10544206	
ACQ	67 9200	03/07/2005	67 92	72 33	-4 41	LT15
68 4000 FEDERAL NATIONAL MORTGAGE ASSN - 31405E5Z4						
SOLD		03/25/2009	68 40		SUB TRUST P10544206	
ACQ	68 4000	03/07/2005	68 40	72 85	-4 45	LT15
67 2600 FEDERAL NATIONAL MORTGAGE ASSN - 31405E5Z4						
SOLD		04/27/2009	67 26		SUB TRUST P10544206	
ACQ	67 2600	03/07/2005	67 26	71 63	-4 37	LT15
67 8300 FEDERAL NATIONAL MORTGAGE ASSN - 31405E5Z4						
SOLD		05/26/2009	67 83		SUB TRUST P10544206	
ACQ	67 8300	03/07/2005	67 83	72 24	-4 41	LT15
4019 1100 FEDERAL NATIONAL MORTGAGE ASSN - 31405E5Z4						
SOLD		06/25/2009	4019 11		SUB TRUST P10544206	
ACQ	4019 1100	03/07/2005	4019 11	4280 35	-261 24	LT15
5852 0300 FEDERAL NATIONAL MORTGAGE ASSN - 31405E5Z4						
SOLD		07/27/2009	5852 03		SUB TRUST P10544206	
ACQ	5852 0300	03/07/2005	5852 03	6232 41	-380 38	LT15
2279 8300 FEDERAL NATIONAL MORTGAGE ASSN - 31405E5Z4						
SOLD		08/25/2009	2279 83		SUB TRUST P10544206	
ACQ	2279 8300	03/07/2005	2279 83	2428 02	-148 19	LT15
1234 1300 FEDERAL NATIONAL MORTGAGE ASSN - 31405E5Z4						
SOLD		09/25/2009	1234 13		SUB TRUST P10544206	
ACQ	1234 1300	03/07/2005	1234 13	1314 35	-80 22	LT15
56 8600 FEDERAL NATIONAL MORTGAGE ASSN - 31405E5Z4						
SOLD		10/26/2009	56 86		SUB TRUST P10544206	
ACQ	56 8600	03/07/2005	56 86	60 56	-3 70	LT15
1967 5400 FEDERAL NATIONAL MORTGAGE ASSN - 31405E5Z4						
SOLD		11/25/2009	1967 54		SUB TRUST P10544206	
ACQ	1967 5400	03/07/2005	1967 54	2095 43	-127 89	LT15
54 0400 FEDERAL NATIONAL MORTGAGE ASSN - 31405E5Z4						
SOLD		12/28/2009	54 04		SUB TRUST P10544206	
ACQ	54 0400	03/07/2005	54 04	57 55	-3 51	LT15
32 4900 FANNIE MAE - 31405E6A8						
SOLD		01/26/2009	32 49		SUB TRUST P10544206	
ACQ	32 4900	03/07/2005	32 49	35 10	-2 61	LT15
33 3200 FANNIE MAE - 31405E6A8						
SOLD		02/25/2009	33 32		SUB TRUST P10544206	
ACQ	33 3200	03/07/2005	33 32	36 00	-2 68	LT15
33 5900 FANNIE MAE - 31405E6A8						
SOLD		03/25/2009	33 59		SUB TRUST P10544206	
ACQ	33 5900	03/07/2005	33 59	36 29	-2 70	LT15
33 1500 FANNIE MAE - 31405E6A8						
SOLD		04/27/2009	33 15		SUB TRUST P10544206	
ACQ	33 1500	03/07/2005	33 15	35 81	-2 66	LT15
34 0000 FANNIE MAE - 31405E6A8						
SOLD		05/26/2009	34 00		SUB TRUST P10544206	
ACQ	34 0000	03/07/2005	34 00	36 73	-2 73	LT15
34 2300 FANNIE MAE - 31405E6A8						
SOLD		06/25/2009	34 23		SUB TRUST P10544206	
ACQ	34 2300	03/07/2005	34 23	36 98	-2 75	LT15
34 4600 FANNIE MAE - 31405E6A8						
SOLD		07/27/2009	34 46		SUB TRUST P10544206	
ACQ	34 4600	03/07/2005	34 46	37 23	-2 77	LT15
34 6800 FANNIE MAE - 31405E6A8						
SOLD		08/25/2009	34 68		SUB TRUST P10544206	
ACQ	34.6800	03/07/2005	34 68	37 47	-2 79	LT15
34 9100 FANNIE MAE - 31405E6A8						
SOLD		09/25/2009	34 91		SUB TRUST P10544206	
ACQ	34 9100	03/07/2005	34 91	37 71	-2 80	LT15
35 1400 FANNIE MAE - 31405E6A8						
SOLD		10/26/2009	35 14		SUB TRUST P10544206	
ACQ	35 1400	03/07/2005	35 14	37 96	-2 82	LT15
35 3800 FANNIE MAE - 31405E6A8						
SOLD		11/25/2009	35 38		SUB TRUST P10544206	
ACQ	35 3800	03/07/2005	35 38	38 22	-2 84	LT15
35 4200 FANNIE MAE - 31405E6A8						
SOLD		12/28/2009	35 42		SUB TRUST P10544206	
ACQ	35 4200	03/07/2005	35 42	38 26	-2 84	LT15
482 9300 FANNIE MAE - 31406CQS0						
SOLD		01/26/2009	482 93		SUB TRUST P10544206	
ACQ	482 9300	01/14/2005	482 93	499 98	-17 05	LT15
493 0000 FANNIE MAE - 31406CQS0						
SOLD		02/25/2009	493 00		SUB TRUST P10544206	
ACQ	493 0000	01/14/2005	493 00	510 41	-17 41	LT15
489 2600 FANNIE MAE - 31406CQS0						
SOLD		03/25/2009	489 26		SUB TRUST P10544206	
ACQ	489 2600	01/14/2005	489 26	506 54	-17 28	LT15
493 0500 FANNIE MAE - 31406CQS0						
SOLD		04/27/2009	493 05		SUB TRUST P10544206	
ACQ	493 0500	01/14/2005	493 05	510 46	-17 41	LT15
493 0000 FANNIE MAE - 31406CQS0						
SOLD		05/26/2009	493 00		SUB TRUST P10544206	
ACQ	493 0000	01/14/2005	493 00	510 41	-17 41	LT15

TAX PREPARER AHA
TRUST ADMINISTRATOR JL1
INVESTMENT OFFICER BA5

LEGEND F - FEDERAL S - STATE I - INHERITED
E - EXEMPT FROM STATE U - ACQ COST UNKNOWN

PROPERTY DESCRIPTION	SHARES	DATE	SALES PRICE	COST BASIS	GAIN/LOSS	TERM
495 8900 FANNIE MAE - 31406CQS0						
SOLD		06/25/2009	495 89		SUB TRUST P10544206	
ACQ	495 8900	01/14/2005	495 89	513 40	-17 51	LT15
21526 2700 FANNIE MAE - 31406CQS0						
SOLD		07/27/2009	21526 27		SUB TRUST P10544206	
ACQ	21526 2700	01/14/2005	21526 27	22286 42	-760 15	LT15
504 1200 FANNIE MAE - 31406CQS0						
SOLD		08/25/2009	504 12		SUB TRUST P10544206	
ACQ	504 1200	01/14/2005	504 12	521 92	-17 80	LT15
503 9300 FANNIE MAE - 31406CQS0						
SOLD		09/25/2009	503 93		SUB TRUST P10544206	
ACQ	503 9300	01/14/2005	503 93	521 73	-17 80	LT15
514 2100 FANNIE MAE - 31406CQS0						
SOLD		10/26/2009	514 21		SUB TRUST P10544206	
ACQ	514 2100	01/14/2005	514 21	532 37	-18 16	LT15
548 6000 FANNIE MAE - 31406CQS0						
SOLD		11/25/2009	548 60		SUB TRUST P10544206	
ACQ	548 6000	01/14/2005	548 60	567 97	-19 37	LT15
512 1800 FANNIE MAE - 31406CQS0						
SOLD		12/28/2009	512 18		SUB TRUST P10544206	
ACQ	512 1800	01/14/2005	512 18	530 27	-18 09	LT15
20 7200 FANNIE MAE - 31408HWE1						
SOLD		01/26/2009	20 72		SUB TRUST P10544206	
ACQ	20 7200	06/30/2006	20 72	21 18	-0 46	LT15
18 8300 FANNIE MAE - 31408HWE1						
SOLD		02/25/2009	18 83		SUB TRUST P10544206	
ACQ	18 8300	06/30/2006	18 83	19 25	-0 42	LT15
18 9500 FANNIE MAE - 31408HWE1						
SOLD		03/25/2009	18 95		SUB TRUST P10544206	
ACQ	18 9500	06/30/2006	18 95	19 37	-0 42	LT15
19 0600 FANNIE MAE - 31408HWE1						
SOLD		04/27/2009	19 06		SUB TRUST P10544206	
ACQ	19 0600	06/30/2006	19 06	19 48	-0 42	LT15
19 6300 FANNIE MAE - 31408HWE1						
SOLD		05/26/2009	19 63		SUB TRUST P10544206	
ACQ	19 6300	06/30/2006	19 63	20 07	-0 44	LT15
19 7800 FANNIE MAE - 31408HWE1						
SOLD		06/25/2009	19 78		SUB TRUST P10544206	
ACQ	19 7800	06/30/2006	19 78	20 22	-0 44	LT15
19 4300 FANNIE MAE - 31408HWE1						
SOLD		07/27/2009	19 43		SUB TRUST P10544206	
ACQ	19 4300	06/30/2006	19 43	19 86	-0 43	LT15
20 0200 FANNIE MAE - 31408HWE1						
SOLD		08/25/2009	20 02		SUB TRUST P10544206	
ACQ	20 0200	06/30/2006	20 02	20 46	-0 44	LT15
19 6800 FANNIE MAE - 31408HWE1						
SOLD		09/25/2009	19 68		SUB TRUST P10544206	
ACQ	19 6800	06/30/2006	19 68	20 12	-0 44	LT15
7905 9200 FANNIE MAE - 31408HWE1						
SOLD		10/26/2009	7905 92		SUB TRUST P10544206	
ACQ	7905 9200	06/30/2006	7905 92	8081 33	-175 41	LT15
12 2100 FANNIE MAE - 31408HWE1						
SOLD		11/25/2009	12 21		SUB TRUST P10544206	
ACQ	12 2100	06/30/2006	12 21	12 48	-0 27	LT15
12 2900 FANNIE MAE - 31408HWE1						
SOLD		12/28/2009	12 29		SUB TRUST P10544206	
ACQ	12 2900	06/30/2006	12 29	12 56	-0 27	LT15
181 0900 FANNIE MAE - 31409BVS3						
SOLD		01/26/2009	181 09		SUB TRUST P10544206	
ACQ	181 0900	07/25/2006	181 09	185 26	-4 17	LT15
182 3000 FANNIE MAE - 31409BVS3						
SOLD		02/25/2009	182 30		SUB TRUST P10544206	
ACQ	182 3000	07/25/2006	182 30	186 50	-4 20	LT15
24735 5600 FANNIE MAE - 31409BVS3						
SOLD		03/25/2009	24735 56		SUB TRUST P10544206	
ACQ	24735 5600	07/25/2006	24735 56	25305 64	-570 08	LT15
43535 1700 FANNIE MAE - 31409BVS3						
SOLD		04/27/2009	43535 17		SUB TRUST P10544206	
ACQ	43535 1700	07/25/2006	43535 17	44538 53	-1003 36	LT15
123 5100 FANNIE MAE - 31409BVS3						
SOLD		05/26/2009	123 51		SUB TRUST P10544206	
ACQ	123 5100	07/25/2006	123 51	126 36	-2 85	LT15
124 3400 FANNIE MAE - 31409BVS3						
SOLD		06/25/2009	124 34		SUB TRUST P10544206	
ACQ	124 3400	07/25/2006	124 34	127 21	-2 87	LT15
125 1700 FANNIE MAE - 31409BVS3						
SOLD		07/27/2009	125 17		SUB TRUST P10544206	
ACQ	125 1700	07/25/2006	125 17	128 05	-2 88	LT15
126 0100 FANNIE MAE - 31409BVS3						
SOLD		08/25/2009	126 01		SUB TRUST P10544206	
ACQ	126 0100	07/25/2006	126 01	128 91	-2 90	LT15
126 8500 FANNIE MAE - 31409BVS3						
SOLD		09/25/2009	126 85		SUB TRUST P10544206	
ACQ	126 8500	07/25/2006	126 85	129 77	-2 92	LT15

TAX PREPARER AHA
TRUST ADMINISTRATOR JL1
INVESTMENT OFFICER BA5

LEGEND F - FEDERAL S - STATE I - INHERITED
E - EXEMPT FROM STATE U - ACQ COST UNKNOWN

PROPERTY DESCRIPTION	SHARES	DATE	SALES PRICE	COST BASIS	GAIN/LOSS	TERM
127 7000 FANNIE MAE - 31409BVS3						
SOLD		10/26/2009	127 70		SUB TRUST P10544206	
ACQ	127 7000	07/25/2006	127 70	130 64	-2 94	LT15
128 5600 FANNIE MAE - 31409BVS3						
SOLD		11/25/2009	128 56		SUB TRUST P10544206	
ACQ	128 5600	07/25/2006	128 56	131 52	-2 96	LT15
129 4200 FANNIE MAE - 31409BVS3						
SOLD		12/28/2009	129 42		SUB TRUST P10544206	
ACQ	129 4200	07/25/2006	129 42	132 40	-2 98	LT15
22369 7800 FANNIE MAE - 31411S2U9						
SOLD		01/26/2009	22369 78		SUB TRUST P10544206	
ACQ	22369 7800	09/30/2008	22369 78	22420 46	-50 68	ST
79262 3000 FANNIE MAE - 31411S2U9						
SOLD		02/25/2009	79262 30		SUB TRUST P10544206	
ACQ	79262 3000	09/30/2008	79262 30	79441 88	-179 58	ST
46078 5300 FANNIE MAE - 31411S2U9						
SOLD		03/25/2009	46078 53		SUB TRUST P10544206	
ACQ	46078 5300	09/30/2008	46078 53	46182 93	-104 40	ST
48256 1000 FANNIE MAE - 31411S2U9						
SOLD		04/27/2009	48256 10		SUB TRUST P10544206	
ACQ	48256 1000	09/30/2008	48256 10	48365 43	-109 33	ST
51152 8400 FANNIE MAE - 31411S2U9						
SOLD		05/26/2009	51152 84		SUB TRUST P10544206	
ACQ	51152 8400	09/30/2008	51152 84	51268 73	-115 89	ST
59685 4200 FANNIE MAE - 31411S2U9						
SOLD		06/25/2009	59685 42		SUB TRUST P10544206	
ACQ	59685 4200	09/30/2008	59685 42	59820 64	-135 22	ST
84810 4300 FANNIE MAE - 31411S2U9						
SOLD		07/27/2009	84810 43		SUB TRUST P10544206	
ACQ	84810 4300	09/30/2008	84810 43	85002 58	-192 15	ST
47195 2800 FANNIE MAE - 31411S2U9						
SOLD		08/25/2009	47195 28		SUB TRUST P10544206	
ACQ	47195 2800	09/30/2008	47195 28	47302 21	-106 93	ST
40895 9100 FANNIE MAE - 31411S2U9						
SOLD		09/25/2009	40895 91		SUB TRUST P10544206	
ACQ	40895 9100	09/30/2008	40895 91	40988 56	-92 65	ST
46006 4900 FANNIE MAE - 31411S2U9						
SOLD		10/26/2009	46006 49		SUB TRUST P10544206	
ACQ	46006 4900	09/30/2008	46006 49	46110 72	-104 23	LT15
36564 5300 FANNIE MAE - 31411S2U9						
SOLD		11/25/2009	36564 53		SUB TRUST P10544206	
ACQ	36564 5300	09/30/2008	36564 53	36647 37	-82 84	LT15
40910 1700 FANNIE MAE - 31411S2U9						
SOLD		12/28/2009	40910 17		SUB TRUST P10544206	
ACQ	40910 1700	09/30/2008	40910 17	41002 86	-92 69	LT15
14945 8800 FANNIE MAE - 31416H4V4						
SOLD		09/25/2009	14945 88		SUB TRUST P10544206	
ACQ	14945 8800	07/29/2009	14945 88	15235 46	-289 58	ST
13405 9300 FANNIE MAE - 31416H4V4						
SOLD		10/26/2009	13405 93		SUB TRUST P10544206	
ACQ	13405 9300	07/29/2009	13405 93	13665 67	-259 74	ST
17000 1300 FANNIE MAE - 31416H4V4						
SOLD		11/25/2009	17000 13		SUB TRUST P10544206	
ACQ	17000 1300	07/29/2009	17000 13	17329 51	-329 38	ST
26663 8300 FANNIE MAE - 31416H4V4						
SOLD		12/28/2009	26663 83		SUB TRUST P10544206	
ACQ	26663 8300	07/29/2009	26663 83	27180 44	-516 61	ST
2600 0000 FIRSTENERGY CORP - 337932107 - MINOR = 31000						
SOLD		03/31/2009	100764 21			
ACQ	2600 0000	01/04/2008	100764 21	189332 00	-88567 79	LT15
200 0000 FIRSTENERGY CORP - 337932107 - MINOR = 31000						
SOLD		03/31/2009	7763 14			
ACQ	200 0000	01/04/2008	7763 14	14564 00	-6800 86	LT15
1800 0000 FIRSTENERGY CORP - 337932107 - MINOR = 31000						
SOLD		04/01/2009	69565 68			
ACQ	1800 0000	01/04/2008	69565 68	131076 00	-61510 32	LT15
65189 0480 JPMORGAN MID CAP VALUE FUND - 339183105 - MINOR = 08010						
SOLD		06/30/2009	1000000 00			
ACQ	37514 5330	09/08/2005	575472 94	899223 35	-323750 41	LT15
	27674 5150	12/02/2005	424527 06	670000 00	-245472 94	LT15
119956 3790 JPMORGAN MID CAP VALUE FUND - 339183105 - MINOR = 08010						
SOLD		09/21/2009	2200000 00			
ACQ	21616 8270	03/09/2005	396452 61	493944 50	-97491 89	LT15
	73275 8620	06/23/2005	1343879 31	1700000 00	-356120 69	LT15
	25063 6900	09/08/2005	459668 08	600776 65	-141108 57	LT15
110993 2670 JPMORGAN MID CAP VALUE FUND - 339183105 - MINOR = 08010						
SOLD		12/22/2009	2125521 06			
ACQ	3766 1050	03/09/2005	72120 91	86055 50	-13934 59	LT15
	2332 0570	04/05/2005	44658 89	52681 17	-8022 28	LT15
	104895 1050	02/03/2009	2008741 26	1500000 00	508741 26	ST
75000 0000 FLORIDA POWER CORP - 341099CH0						
SOLD		04/30/2009	77580 00		SUB TRUST P10544206	
ACQ	75000 0000	09/13/2007	77580 00	74901 00	2679 00	LT15

TAX PREPARER AHA
TRUST ADMINISTRATOR JL1
INVESTMENT OFFICER BA5

LEGEND F - FEDERAL S - STATE I - INHERITED
E - EXEMPT FROM STATE U - ACQ COST UNKNOWN

PROPERTY DESCRIPTION	SHARES	DATE	SALES PRICE	COST BASIS	GAIN/LOSS	TERM
52585 6500 FORDO - 34527RLH4 - MINOR = 02321						
SOLD		01/15/2009	52585 65		SUB TRUST P10544206	
ACQ	52585 6500	09/22/2005	52585 65	52571 20	14 45	LT15
48745 5600 FORDO - 34527RLH4 - MINOR = 02321						
SOLD		02/17/2009	48745 56		SUB TRUST P10544206	
ACQ	48745 5600	09/22/2005	48745 56	48732 17	13 39	LT15
46396 6700 FORDO - 34527RLH4 - MINOR = 02321						
SOLD		03/16/2009	46396 67		SUB TRUST P10544206	
ACQ	46396 6700	09/22/2005	46396 67	46383 93	12 74	LT15
52418 3300 FORDO - 34527RLH4 - MINOR = 02321						
SOLD		04/15/2009	52418 33		SUB TRUST P10544206	
ACQ	52418 3300	09/22/2005	52418 33	52403 93	14 40	LT15
186963 5600 FORDO - 34527RLH4 - MINOR = 02321						
SOLD		05/15/2009	186963 56		SUB TRUST P10544206	
ACQ	186963 5600	09/22/2005	186963 56	186912 20	51 36	LT15
1000 0000 FREEPORT-MCMORAN COPPER & GOLD INC - 35671D857 - MINOR = 31000						
SOLD		06/30/2009	49678 72			
ACQ	1000 0000	01/10/2008	49678 72	95600 10	-45921 38	LT15
500 0000 FREEPORT-MCMORAN COPPER & GOLD INC - 35671D857 - MINOR = 31000						
SOLD		07/29/2009	27659 28			
ACQ	500 0000	01/10/2008	27659 28	47800 05	-20140 77	LT15
300 0000 FREEPORT-MCMORAN COPPER & GOLD INC - 35671D857 - MINOR = 31000						
SOLD		10/01/2009	20327 47			
ACQ	300 0000	01/10/2008	20327 47	28680 03	-8352 56	LT15
306 7900 GNMA POOL NO 44086 - 3620746X9						
SOLD		01/15/2009	306 79		SUB TRUST P10544206	
ACQ	306 7900	11/14/1996	306 79	329 99	-23 20	LT15
260 8300 GNMA POOL NO 44086 - 3620746X9						
SOLD		02/17/2009	260 83		SUB TRUST P10544206	
ACQ	260 8300	11/14/1996	260 83	280 56	-19 73	LT15
390 4500 GNMA POOL NO 44086 - 3620746X9						
SOLD		03/16/2009	390 45		SUB TRUST P10544206	
ACQ	390 4500	11/14/1996	390 45	419 98	-29 53	LT15
234 2600 GNMA POOL NO 44086 - 3620746X9						
SOLD		04/15/2009	234 26		SUB TRUST P10544206	
ACQ	234 2600	11/14/1996	234 26	251 98	-17 72	LT15
68 4500 GNMA POOL NO 44086 - 3620746X9						
SOLD		05/15/2009	68 45		SUB TRUST P10544206	
ACQ	68 4500	11/14/1996	68 45	73 63	-5 18	LT15
69 0000 GNMA POOL NO 44086 - 3620746X9						
SOLD		06/15/2009	69 00		SUB TRUST P10544206	
ACQ	69 0000	11/14/1996	69 00	74 22	-5 22	LT15
69 5500 GNMA POOL NO 44086 - 3620746X9						
SOLD		07/15/2009	69 55		SUB TRUST P10544206	
ACQ	69 5500	11/14/1996	69 55	74 81	-5 26	LT15
70 0900 GNMA POOL NO 44086 - 3620746X9						
SOLD		08/17/2009	70 09		SUB TRUST P10544206	
ACQ	70 0900	11/14/1996	70 09	75 39	-5 30	LT15
70 6500 GNMA POOL NO 44086 - 3620746X9						
SOLD		09/15/2009	70 65		SUB TRUST P10544206	
ACQ	70 6500	11/14/1996	70 65	75 99	-5 34	LT15
71 2100 GNMA POOL NO 44086 - 3620746X9						
SOLD		10/15/2009	71 21		SUB TRUST P10544206	
ACQ	71 2100	11/14/1996	71 21	76 59	-5 38	LT15
71 7700 GNMA POOL NO 44086 - 3620746X9						
SOLD		11/16/2009	71 77		SUB TRUST P10544206	
ACQ	71 7700	11/14/1996	71 77	77 20	-5 43	LT15
72 3400 GNMA POOL NO 44086 - 3620746X9						
SOLD		12/16/2009	72 34		SUB TRUST P10544206	
ACQ	72 3400	11/14/1996	72 34	77 81	-5 47	LT15
475 8100 GNMA POOL NO 45910 - 362077AK5						
SOLD		01/15/2009	475 81		SUB TRUST P10544206	
ACQ	475 8100	11/14/1996	475 81	511 79	-35 98	LT15
479 5700 GNMA POOL NO 45910 - 362077AK5						
SOLD		02/17/2009	479 57		SUB TRUST P10544206	
ACQ	479 5700	11/14/1996	479 57	515 84	-36 27	LT15
483 3900 GNMA POOL NO 45910 - 362077AK5						
SOLD		03/16/2009	483 39		SUB TRUST P10544206	
ACQ	483 3900	11/14/1996	483 39	519 95	-36 56	LT15
487 2100 GNMA POOL NO 45910 - 362077AK5						
SOLD		04/15/2009	487 21		SUB TRUST P10544206	
ACQ	487 2100	11/14/1996	487 21	524 06	-36 85	LT15
491 0700 GNMA POOL NO 45910 - 362077AK5						
SOLD		05/15/2009	491 07		SUB TRUST P10544206	
ACQ	491 0700	11/14/1996	491 07	528 21	-37 14	LT15
494 9900 GNMA POOL NO 45910 - 362077AK5						
SOLD		06/15/2009	494 99		SUB TRUST P10544206	
ACQ	494 9900	11/14/1996	494 99	532 42	-37 43	LT15
498 8500 GNMA POOL NO 45910 - 362077AK5						
SOLD		07/15/2009	498 85		SUB TRUST P10544206	
ACQ	498 8500	11/14/1996	498 85	536 58	-37 73	LT15
502 8200 GNMA POOL NO 45910 - 362077AK5						
SOLD		08/17/2009	502 82		SUB TRUST P10544206	
ACQ	502 8200	11/14/1996	502 82	540 85	-38 03	LT15

TAX PREPARER AHA
TRUST ADMINISTRATOR JL1
INVESTMENT OFFICER BA5

LEGEND F - FEDERAL S - STATE I - INHERITED
E - EXEMPT FROM STATE U - ACQ COST UNKNOWN

PROPERTY DESCRIPTION	SHARES	DATE	SALES PRICE	COST BASIS	GAIN/LOSS	TERM
506 7800 GNMA POOL NO 45910 - 362077AK5						
SOLD		09/15/2009	506 78		SUB TRUST P10544206	
ACQ	506 7800	11/14/1996	506 78	545 10	-38 32	LT15
510 8500 GNMA POOL NO 45910 - 362077AK5						
SOLD		10/15/2009	510 85		SUB TRUST P10544206	
ACQ	510 8500	11/14/1996	510 85	549 48	-38 63	LT15
514 8700 GNMA POOL NO 45910 - 362077AK5						
SOLD		11/16/2009	514 87		SUB TRUST P10544206	
ACQ	514 8700	11/14/1996	514 87	553 81	-38 94	LT15
518 9300 GNMA POOL NO 45910 - 362077AK5						
SOLD		12/16/2009	518 93		SUB TRUST P10544206	
ACQ	518 9300	11/14/1996	518 93	558 17	-39 24	LT15
2146 7000 GNMA POOL NO 550851 - 36213C5L0						
SOLD		01/15/2009	2146 70		SUB TRUST P10544206	
ACQ	2146 7000	10/17/2001	2146 70	2234 25	-87 55	LT15
191 8000 GNMA POOL NO 550851 - 36213C5L0						
SOLD		02/17/2009	191 80		SUB TRUST P10544206	
ACQ	191 8000	10/17/2001	191 80	199 62	-7 82	LT15
185 9600 GNMA POOL NO 550851 - 36213C5L0						
SOLD		03/16/2009	185 96		SUB TRUST P10544206	
ACQ	185 9600	10/17/2001	185 96	193 54	-7 58	LT15
188 8300 GNMA POOL NO 550851 - 36213C5L0						
SOLD		04/15/2009	188 83		SUB TRUST P10544206	
ACQ	188 8300	10/17/2001	188 83	196 53	-7 70	LT15
2321 0000 GNMA POOL NO 550851 - 36213C5L0						
SOLD		05/15/2009	2321 00		SUB TRUST P10544206	
ACQ	2321 0000	10/17/2001	2321 00	2415 65	-94 65	LT15
205 2900 GNMA POOL NO 550851 - 36213C5L0						
SOLD		06/15/2009	205 29		SUB TRUST P10544206	
ACQ	205 2900	10/17/2001	205 29	213 66	-8 37	LT15
3786 9800 GNMA POOL NO 550851 - 36213C5L0						
SOLD		07/15/2009	3786 98		SUB TRUST P10544206	
ACQ	3786 9800	10/17/2001	3786 98	3941 42	-154 44	LT15
1784 9800 GNMA POOL NO 550851 - 36213C5L0						
SOLD		08/17/2009	1784 98		SUB TRUST P10544206	
ACQ	1784 9800	10/17/2001	1784 98	1857 77	-72 79	LT15
187 8300 GNMA POOL NO 550851 - 36213C5L0						
SOLD		09/15/2009	187 83		SUB TRUST P10544206	
ACQ	187 8300	10/17/2001	187 83	195 49	-7 66	LT15
191 7300 GNMA POOL NO 550851 - 36213C5L0						
SOLD		10/15/2009	191 73		SUB TRUST P10544206	
ACQ	191 7300	10/17/2001	191 73	199 55	-7 82	LT15
209 4800 GNMA POOL NO 550851 - 36213C5L0						
SOLD		11/16/2009	209 48		SUB TRUST P10544206	
ACQ	209 4800	10/17/2001	209 48	218 02	-8 54	LT15
1585 1500 GNMA POOL NO 550851 - 36213C5L0						
SOLD		12/15/2009	1585 15		SUB TRUST P10544206	
ACQ	1585 1500	10/17/2001	1585 15	1649 79	-64 64	LT15
5906 5500 GNMA - 36296US35						
SOLD		09/15/2009	5906 55		SUB TRUST P10544206	
ACQ	5906 5500	07/29/2009	5906 55	6039 45	-132 90	ST
6865 4100 GNMA - 36296US35						
SOLD		10/15/2009	6865 41		SUB TRUST P10544206	
ACQ	6865 4100	07/29/2009	6865 41	7019 88	-154 47	ST
9858 0500 GNMA - 36296US35						
SOLD		11/16/2009	9858 05		SUB TRUST P10544206	
ACQ	9858 0500	07/29/2009	9858 05	10079 86	-221 81	ST
7158 6000 GNMA - 36296US35						
SOLD		12/15/2009	7158 60		SUB TRUST P10544206	
ACQ	7158 6000	07/29/2009	7158 60	7319 67	-161 07	ST
0000 GEMSTAR TV GUIDE INTERNATIONAL INC - 36866W106 - MINOR = 31000						
SOLD		11/23/2009	427 07			
ACQ	0000		427 07	0 00	427 07	LT15
CHANGED 12/22/09 AW4						
3500 0000 GENERAL ELEC CO - 369604103 - MINOR = 31001						
SOLD		02/27/2009	30311 05			
ACQ	3500 0000	01/14/2008	30311 05	123884 95	-93573 90	LT15
6000 0000 GENERAL ELEC CO - 369604103 - MINOR = 31001						
SOLD		02/27/2009	52306 43			
ACQ	900 0000	01/14/2008	7845 96	31856 13	-24010 17	LT15
	5100 0000	01/14/1999	44460 47	166960 46	-122499 99	LT15
3700 0000 GENERAL ELEC CO - 369604103 - MINOR = 31001						
SOLD		06/30/2009	43029 89			
ACQ	3700 0000	01/14/1999	43029 89	121128 18	-78098 29	LT15
7500 0000 GENERAL ELEC CO - 369604103 - MINOR = 31001						
SOLD		08/13/2009	106121 98			
ACQ	1200 0000	01/14/1999	16979 52	39065 04	-22085 52	LT15
	2400 0000	01/14/1999	33959 03	78569 63	-44610 60	LT15
	3900 0000	03/31/2004	55183 43	119578 29	-64394 86	LT15
9550 0000 GENERAL ELEC CO - 369604103 - MINOR = 31001						
SOLD		09/01/2009	127172 06			
ACQ	3900 0000	10/02/2008	51934 14	87127 17	-35193 03	ST
	5650 0000	03/31/2004	75237 92	173235 22	-97997 30	LT15

TAX PREPARER AHA
TRUST ADMINISTRATOR JL1
INVESTMENT OFFICER BA5

LEGEND F - FEDERAL S - STATE I - INHERITED
E - EXEMPT FROM STATE U - ACQ COST UNKNOWN

PROPERTY DESCRIPTION	SHARES	DATE	SALES PRICE	COST BASIS	GAIN/LOSS	TERM
200000 0000 GENERAL ELEC CAP CORP - 36962G3U6						
SOLD		01/29/2009	186340 00		SUB TRUST P10544206	
ACQ	200000 0000	04/16/2008	186340 00	199466 00	-13126 00	ST
200000 0000 GENERAL ELEC CAP CORP - 36962G4C5						
SOLD		06/25/2009	203542 00		SUB TRUST P10544206	
ACQ	200000 0000	05/06/2009	203542 00	199778 00	3764 00	ST
600 0000 GENERAL MLS INC - 370334104 - MINOR = 31001						
SOLD		06/30/2009	33263 62			
ACQ	600 0000	01/20/2009	33263 62	36255 60	-2991 98	ST
300 0000 GENERAL MLS INC - 370334104 - MINOR = 31001						
SOLD		07/29/2009	17665 55			
ACQ	300 0000	01/20/2009	17665 55	18127 80	-462 25	ST
300 0000 GENERAL MLS INC - 370334104 - MINOR = 31001						
SOLD		10/01/2009	19160 50			
ACQ	100 0000	01/20/2009	6386 83	6042 60	344 23	ST
	200 0000	03/23/2009	12773 67	9832 34	2941 33	ST
900 0000 GILEAD SCIENCES INC - 375558103 - MINOR = 31000						
SOLD		03/03/2009	40704 40			
ACQ	900 0000	01/07/2008	40704 40	42217 56	-1513 16	LT15
1000 0000 GILEAD SCIENCES INC - 375558103 - MINOR = 31000						
SOLD		04/01/2009	45143 28			
ACQ	1000 0000	01/07/2008	45143 28	46908 40	-1765 12	LT15
1200 0000 GILEAD SCIENCES INC - 375558103 - MINOR = 31000						
SOLD		06/30/2009	56255 51			
ACQ	1200 0000	01/07/2008	56255 51	56290 08	-34 57	LT15
900 0000 GILEAD SCIENCES INC - 375558103 - MINOR = 31000						
SOLD		07/29/2009	44710 85			
ACQ	900 0000	01/07/2008	44710 85	42217 56	2493 29	LT15
900 0000 GILEAD SCIENCES INC - 375558103 - MINOR = 31000						
SOLD		10/01/2009	41744 43			
ACQ	900 0000	01/07/2008	41744 43	42217 56	-473 13	LT15
800000 0000 GOLDMAN SACHS GROUP INC - 38141ELE7 - MINOR = 02071						
SOLD		09/17/2009	799756 80		SUB TRUST P10544206	
ACQ	800000 0000	06/25/2007	799756 80	800000 00	-243 20	LT15
1000 0000 GOLDMAN SACHS GROUP INC - 38141G104 - MINOR = 31001						
SOLD		06/30/2009	146972 22			
ACQ	1000 0000	04/04/2008	146972 22	177715 30	-30743 08	LT15
700 0000 GOLDMAN SACHS GROUP INC - 38141G104 - MINOR = 31001						
SOLD		07/29/2009	111248 14			
ACQ	200 0000	04/04/2008	31785 18	35543 06	-3757 88	LT15
	500 0000	10/14/2008	79462 96	60491 20	18971 76	ST
400 0000 GOLDMAN SACHS GROUP INC - 38141G104 - MINOR = 31001						
SOLD		10/01/2009	73546 10			
ACQ	400 0000	10/14/2008	73546 10	48392 96	25153 14	ST
200 0000 GOLDMAN SACHS GROUP INC - 38141G104 - MINOR = 31001						
SOLD		12/07/2009	33234 66			
ACQ	200 0000	10/14/2008	33234 66	24196 48	9038 18	LT15
1000000 0000 GS ISSUED 1 YR GLOBAL INFLATION NOTE - 38143UCR0						
SOLD		05/19/2009	980000 00			
ACQ	1000000 0000	05/12/2008	980000 00	1000000 00	-20000 00	LT15
225 0000 GOOGLE INC - 38259P508 - MINOR = 31000						
SOLD		06/30/2009	94605 58			
ACQ	125 0000	09/07/2007	52558 66	64960 86	-12402 20	LT15
	100 0000	09/19/2007	42046 92	54412 66	-12365 74	LT15
300 0000 GOOGLE INC - 38259P508 - MINOR = 31000						
SOLD		07/29/2009	130642 55			
ACQ	300 0000	09/07/2007	130642 55	155906 07	-25263 52	LT15
100 0000 GOOGLE INC - 38259P508 - MINOR = 31000						
SOLD		10/01/2009	49521 73			
ACQ	100 0000	09/07/2007	49521 73	51968 69	-2446 96	LT15
750000 0000 HSBC REN SPX 12/15/09 - 4042K0TS4						
SOLD		12/15/2009	1029450 00			
ACQ	750000 0000	11/26/2008	1029450 00	742500 00	286950 00	LT15
463000 0000 HSBC SARN SPX 2/10/11 - 4042K0VD4 - MINOR = 37						
SOLD		08/11/2009	493558 00			
ACQ	463000 0000	02/06/2009	493558 00	456055 00	37503 00	ST
67168 6900 HARBOR INTERNATIONAL FUND - 411511306 - MINOR = 08010						
SOLD		02/18/2009	2228657 13			
ACQ	36068 5300	01/15/2008	1196753 82	2399999 99	-1203246 17	LT15
	797 1300	10/19/2007	26448 77	60000 00	-33551 23	LT15
	30303 0300	03/28/2008	1005454 53	2000000 01	-994545 48	ST
11909 1000 HARBORVIEW MORTGAGE LOAN TRUST - 41161PWB5						
SOLD		01/20/2009	11909 10		SUB TRUST P10544206	
ACQ	11909 1000	08/09/2007	11909 10	11600 21	308 89	LT15
4644 9300 HARBORVIEW MORTGAGE LOAN TRUST - 41161PWB5						
SOLD		02/19/2009	4644 93		SUB TRUST P10544206	
ACQ	4644 9300	08/09/2007	4644 93	4524 45	120 48	LT15
7343 0900 HARBORVIEW MORTGAGE LOAN TRUST - 41161PWB5						
SOLD		03/19/2009	7343 09		SUB TRUST P10544206	
ACQ	7343 0900	08/09/2007	7343 09	7152 63	190 46	LT15
7173 8200 HARBORVIEW MORTGAGE LOAN TRUST - 41161PWB5						
SOLD		04/21/2009	7173 82		SUB TRUST P10544206	
ACQ	7173 8200	08/09/2007	7173 82	6987 75	186 07	LT15

TAX PREPARER AHA
TRUST ADMINISTRATOR JL1
INVESTMENT OFFICER BA5

LEGEND F - FEDERAL S - STATE I - INHERITED
E - EXEMPT FROM STATE U - ACQ COST UNKNOWN

PROPERTY DESCRIPTION	SHARES	DATE	SALES PRICE	COST BASIS	GAIN/LOSS	TERM
4398 6300 HARBORVIEW MORTGAGE LOAN TRUST - 41161PWB5						
SOLD		05/19/2009	4398 63		SUB TRUST P10544206	
ACQ	4398 6300	08/09/2007	4398 63	4284 54	114 09	LT15
2410 0400 HARBORVIEW MORTGAGE LOAN TRUST - 41161PWB5						
SOLD		06/19/2009	2410 04		SUB TRUST P10544206	
ACQ	2410 0400	08/09/2007	2410 04	2347 53	62 51	LT15
3579 1200 HARBORVIEW MORTGAGE LOAN TRUST - 41161PWB5						
SOLD		07/20/2009	3579 12		SUB TRUST P10544206	
ACQ	3579 1200	08/09/2007	3579 12	3486 29	92 83	LT15
4730 6000 HARBORVIEW MORTGAGE LOAN TRUST - 41161PWB5						
SOLD		08/19/2009	4730 60		SUB TRUST P10544206	
ACQ	4730 6000	08/09/2007	4730 60	4607 90	122 70	LT15
846528 7500 HARBORVIEW MORTGAGE LOAN TRUST - 41161PWB5						
SOLD		08/20/2009	430142 42		SUB TRUST P10544206	
ACQ	846528 7500	08/09/2007	430142 42	824571 89	-394429 47	LT15
600 0000 HESS CORP - 42809H107 - MINOR = 31000						
SOLD		06/30/2009	31691 18			
ACQ	600 0000	08/06/2008	31691 18	59685 18	-27994 00	ST
2200 0000 HESS CORP - 42809H107 - MINOR = 31000						
SOLD		07/08/2009	104135 44			
ACQ	1200 0000	08/06/2008	56801 15	119370 36	-62569 21	ST
	1000 0000	01/28/2009	47334 29	59852 50	-12518 21	ST
3900 0000 HEWLETT PACKARD CO - 428236103 - MINOR = 31001						
SOLD		06/30/2009	149717 15			
ACQ	1400 0000	02/19/2009	53744 62	43952 02	9792 60	ST
	1000 0000	03/17/2009	38389 01	29296 90	9092 11	ST
	200 0000	03/17/2009	7677 80	5851 10	1826 70	ST
	300 0000	03/17/2009	11516 70	8781 48	2735 22	ST
	1000 0000	03/18/2009	38389 01	28961 90	9427 11	ST
3000 0000 HEWLETT PACKARD CO - 428236103 - MINOR = 31001						
SOLD		07/29/2009	125846 76			
ACQ	600 0000	08/18/2005	25169 35	15985 68	9183 67	LT15
	1500 0000	03/10/2009	62923 38	40197 00	22726 38	ST
	900 0000	03/18/2009	37754 03	26065 71	11688 32	ST
2800 0000 HEWLETT PACKARD CO - 428236103 - MINOR = 31001						
SOLD		10/01/2009	131932 60			
ACQ	2800 0000	08/18/2005	131932 60	74599 84	57332 76	LT15
0000 HONEYWELL INTERNATIONAL INC - 438516106 - MINOR = 31000						
SOLD		02/20/2009	578 80			
ACQ	0000		578 80	0 00	578 80	LT15
CHANGED 02/23/09 AW4						
600000 0000 ING CAPITAL FUNDING TRUSTS III - 44978NAA3 - MINOR = 02121						
SOLD		03/19/2009	138000 00		SUB TRUST P10544206	
ACQ	105000 0000	06/21/2001	24150 00	125611 57	-101461 57	LT15
	495000 0000	02/06/2004	113850 00	603969 35	-490119 35	LT15
FOUND UPDATE						
575 0000 INTERNATIONAL BUSINESS MACHS CORP - 459200101 - MINOR = 31001						
SOLD		03/18/2009	52298 61			
ACQ	575 0000	09/16/1996	52298 61	17689 87	34608 74	LT15
475 0000 INTERNATIONAL BUSINESS MACHS CORP - 459200101 - MINOR = 31001						
SOLD		04/01/2009	46312 07			
ACQ	475 0000	09/16/1996	46312 07	14613 38	31698 69	LT15
600 0000 INTERNATIONAL BUSINESS MACHS CORP - 459200101 - MINOR = 31001						
SOLD		04/29/2009	62533 50			
ACQ	600 0000	09/16/1996	62533 50	18459 00	44074 50	LT15
800 0000 INTERNATIONAL BUSINESS MACHS CORP - 459200101 - MINOR = 31001						
SOLD		05/22/2009	82458 77			
ACQ	800 0000	09/16/1996	82458 77	24612 00	57846 77	LT15
600 0000 INTERNATIONAL BUSINESS MACHS CORP - 459200101 - MINOR = 31001						
SOLD		06/30/2009	62317 51			
ACQ	600 0000	09/16/1996	62317 51	18459 00	43858 51	LT15
500 0000 INTERNATIONAL BUSINESS MACHS CORP - 459200101 - MINOR = 31001						
SOLD		07/29/2009	58349 50			
ACQ	500 0000	09/16/1996	58349 50	15382 50	42967 00	LT15
300 0000 INTERNATIONAL BUSINESS MACHS CORP - 459200101 - MINOR = 31001						
SOLD		10/01/2009	35801 07			
ACQ	300 0000	09/16/1996	35801 07	9229 50	26571 57	LT15
1000 0000 INTERNATIONAL GAME TECHNOLOGY - 459902102 - MINOR = 31000						
SOLD		06/30/2009	15949 58			
ACQ	1000 0000	06/24/2009	15949 58	15472 30	477 28	ST
700 0000 INTERNATIONAL GAME TECHNOLOGY - 459902102 - MINOR = 31000						
SOLD		07/29/2009	13460 64			
ACQ	700 0000	06/24/2009	13460 64	10830 61	2630 03	ST
400 0000 INTERNATIONAL GAME TECHNOLOGY - 459902102 - MINOR = 31000						
SOLD		10/01/2009	8392 78			
ACQ	400 0000	06/24/2009	8392 78	6188 92	2203 86	ST
1900 0000 JOHNSON CTLS INC - 478366107 - MINOR = 31001						
SOLD		01/14/2009	31880 43			
ACQ	1900 0000	04/21/1995	31880 43	8399 84	23480 59	LT15
4300 0000 JOHNSON CTLS INC - 478366107 - MINOR = 31001						
SOLD		05/13/2009	75861 01			
ACQ	1000 0000	04/21/1995	17642 10	4420 97	13221 13	LT15
	3300 0000	03/19/2009	58218 91	37463 25	20755 66	ST

TAX PREPARER AHA
TRUST ADMINISTRATOR JL1
INVESTMENT OFFICER BA5

LEGEND F - FEDERAL S - STATE I - INHERITED
E - EXEMPT FROM STATE U - ACQ COST UNKNOWN

PROPERTY DESCRIPTION	SHARES	DATE	SALES PRICE	COST BASIS	GAIN/LOSS	TERM
2500 0000 JOHNSON CTLS INC - 478366107 - MINOR = 31001						
SOLD		06/30/2009	53718 61			
ACQ	2500 0000	04/21/1995	53718 61	11052 42	42666 19	LT15
2300 0000 JOHNSON CTLS INC - 478366107 - MINOR = 31001						
SOLD		07/29/2009	55343 70			
ACQ	2300 0000	04/21/1995	55343 70	10168 22	45175 48	LT15
1700 0000 JOHNSON CTLS INC - 478366107 - MINOR = 31001						
SOLD		10/01/2009	43059 89			
ACQ	1700 0000	04/21/1995	43059 89	7515 64	35544 25	LT15
170183 7990 JPMORGAN US LARGE CAPITAL CORE PLUS FUND - 4812A2389 - MINOR = 08010						
SOLD		06/30/2009	2500000 00			
ACQ	170183 7990	08/08/2007	2500000 00	3616405 73	-1116405 73	LT15
2600 0000 JUNIPER NETWORKS INC - 48203R104 - MINOR = 31000						
SOLD		06/30/2009	61072 42			
ACQ	2600 0000	02/06/2009	61072 42	42677 96	18394 46	ST
1800 0000 JUNIPER NETWORKS INC - 48203R104 - MINOR = 31000						
SOLD		07/22/2009	45936 04			
ACQ	1800 0000	02/06/2009	45936 04	29546 28	16389 76	ST
1400 0000 JUNIPER NETWORKS INC - 48203R104 - MINOR = 31000						
SOLD		07/23/2009	36967 86			
ACQ	100 0000	02/06/2009	2640 56	1641 46	999 10	ST
	1300 0000	03/23/2009	34327 30	21094 71	13232 59	ST
1400 0000 JUNIPER NETWORKS INC - 48203R104 - MINOR = 31000						
SOLD		07/29/2009	35881 07			
ACQ	1400 0000	03/23/2009	35881 07	22717 38	13163 69	ST
1900 0000 JUNIPER NETWORKS INC - 48203R104 - MINOR = 31000						
SOLD		10/01/2009	51079 61			
ACQ	1900 0000	09/09/2009	51079 61	49625 34	1454 27	ST
1400 0000 KB HOME - 48666K109 - MINOR = 31000						
SOLD		10/01/2009	22134 41			
ACQ	1400 0000	07/28/2009	22134 41	23253 72	-1119 31	ST
300000 0000 KELLOGG CO - 487836BA5						
SOLD		02/04/2009	302370 00		SUB TRUST P10544206	
ACQ	300000 0000	03/03/2008	302370 00	299439 00	2931 00	ST
200000 0000 KINDER MORGAN ENERGY PART - 494550AV8						
SOLD		02/25/2009	168440 00		SUB TRUST P10544206	
ACQ	200000 0000	01/25/2007	168440 00	199606 00	-31166 00	LT15
2200 0000 KOHLS CORP - 500255104 - MINOR = 31000						
SOLD		05/22/2009	90453 90			
ACQ	2200 0000	12/17/2007	90453 90	104529 48	-14075 58	LT15
800 0000 LAM RESEARCH CORP - 512807108 - MINOR = 31001						
SOLD		06/30/2009	20663 46			
ACQ	800 0000	01/29/2009	20663 46	16560 00	4103 46	ST
1700 0000 LAM RESEARCH CORP - 512807108 - MINOR = 31001						
SOLD		07/21/2009	51302 77			
ACQ	1500 0000	10/28/2008	45267 15	29885 40	15381 75	ST
	200 0000	01/29/2009	6035 62	4140 00	1895 62	ST
2600 0000 LAM RESEARCH CORP - 512807108 - MINOR = 31001						
SOLD		07/24/2009	83028 27			
ACQ	2600 0000	10/28/2008	83028 27	51801 36	31226 91	ST
250000 0000 LB-UBS COMMERCIAL MORTGAGE TRUST - 52108MDH3						
SOLD		05/01/2009	203046 88		SUB TRUST P10544206	
ACQ	250000 0000	01/20/2006	203046 88	251240 13	-48193 25	LT15
9064 3200 LEHMAN MORTGAGE TRUST - 52520MEB5						
SOLD		01/08/2009	9064 31		SUB TRUST P10544206	
ACQ	9064 3200	12/22/2005	9064 31	9096 19	-31 88	LT15
265000 0000 LINCOLN NATIONAL CORP - 534187AS8						
SOLD		01/06/2009	121237 50		SUB TRUST P10544206	
ACQ	265000 0000	05/15/2007	121237 50	280163 30	-158925 80	LT15
230000 0000 LINCOLN NATIONAL CORP - 534187AS8						
SOLD		02/11/2009	96025 00		SUB TRUST P10544206	
ACQ	83000 0000	05/17/2006	34652 50	82652 23	-47999 73	LT15
	12000 0000	05/17/2006	5010 00	11941 20	-6931 20	LT15
	135000 0000	05/15/2007	56362 50	142724 70	-86362 20	LT15
185000 0000 LOWE'S COMPANIES INC - 548661CJ4						
SOLD		12/03/2009	183072 30		SUB TRUST P10544206	
ACQ	185000 0000	10/03/2005	183072 30	183464 50	-392 20	LT15
0000 M C I COMMUNICATIONS CORP - 552673105						
SOLD		12/04/2009	135 47			
ACQ	0000		135 47	0 00	135 47	LT15
CHANGED 12/22/09 AW4						
10794 0000 UNITS-JPMCB SPECIAL EQUITIES FUND - 5529JB934						
SOLD		04/01/2009	273749 66			
ACQ	2561 0000	12/08/1986	64950 24	0 00	64950 24	LT15
	4423 0000	01/08/1988	112172 94	0 00	112172 94	LT15
	3810 0000	01/09/1989	96626 48	0 00	96626 48	LT15
1700 0000 MARATHON OIL CORP - 565849106 - MINOR = 31001						
SOLD		02/05/2009	46053 00			
ACQ	1700 0000	02/22/2008	46053 00	86063 86	-40010 86	ST
3300 0000 MARATHON OIL CORP - 565849106 - MINOR = 31001						
SOLD		03/17/2009	81474 13			
ACQ	3300 0000	02/22/2008	81474 13	167065 14	-85591 01	LT15
200 0000 MASTERCARD INC - CLASS A - 57636Q104 - MINOR = 31000						
SOLD		06/30/2009	33196 14			
ACQ	200 0000	05/05/2009	33196 14	36562 42	-3366 28	ST

TRUST YEAR ENDING 12/31/2009

TAX PREPARER AHA
TRUST ADMINISTRATOR JL1
INVESTMENT OFFICER BA5

LEGEND F - FEDERAL S - STATE I - INHERITED
E - EXEMPT FROM STATE U - ACQ COST UNKNOWN

PROPERTY DESCRIPTION	SHARES	DATE	SALES PRICE	COST BASIS	GAIN/LOSS	TERM
75 0000 MASTERCARD INC - CLASS A - 57636Q104 - MINOR = 31000						
SOLD		10/01/2009	15130 86			
ACQ	75 0000	05/05/2009	15130 86	13710 91	1419 95	ST
100 0000 MASTERCARD INC - CLASS A - 57636Q104 - MINOR = 31000						
SOLD		12/07/2009	24117 61			
ACQ	100 0000	05/05/2009	24117 61	18281 21	5836 40	ST
12231 9600 MASTR ADJUSTABLE RATE MORTGAGES TR - 576429AA2						
SOLD		01/26/2009	12231 96		SUB TRUST P10544206	
ACQ	12231 9600	02/14/2007	12231 96	12231 96	0 00	LT15
8983 2000 MASTR ADJUSTABLE RATE MORTGAGES TR - 576429AA2						
SOLD		02/25/2009	8983 20		SUB TRUST P10544206	
ACQ	8983 2000	02/14/2007	8983 20	8983 20	0 00	LT15
9318 6000 MASTR ADJUSTABLE RATE MORTGAGES TR - 576429AA2						
SOLD		03/25/2009	9318 60		SUB TRUST P10544206	
ACQ	9318 6000	02/14/2007	9318 60	9318 60	0 00	LT15
16178 9900 MASTR ADJUSTABLE RATE MORTGAGES TR - 576429AA2						
SOLD		04/27/2009	16178 99		SUB TRUST P10544206	
ACQ	16178 9900	02/14/2007	16178 99	16178 99	0 00	LT15
3150 4900 MASTR ADJUSTABLE RATE MORTGAGES TR - 576429AA2						
SOLD		05/26/2009	3150 49		SUB TRUST P10544206	
ACQ	3150 4900	02/14/2007	3150 49	3150 49	0 00	LT15
929590 6700 MASTR ADJUSTABLE RATE MORTGAGES TR - 576429AA2						
SOLD		06/24/2009	371836 27		SUB TRUST P10544206	
ACQ	929590 6700	02/14/2007	371836 27	929590 67	-557754 40	LT15
5026 8600 MASTR ADJUSTABLE RATE MORTGAGES TR - 576429AA2						
SOLD		06/26/2009	5026 86		SUB TRUST P10544206	
ACQ	5026 8600	02/14/2007	5026 86	5026 86	0 00	LT15
600 0000 MCKESSON CORP - 58155Q103 - MINOR = 31001						
SOLD		06/30/2009	26285 32			
ACQ	600 0000	04/01/2009	26285 32	20845 74	5439 58	ST
500 0000 MCKESSON CORP - 58155Q103 - MINOR = 31001						
SOLD		07/29/2009	25484 34			
ACQ	500 0000	04/01/2009	25484 34	17371 45	8112 89	ST
100 0000 MCKESSON CORP - 58155Q103 - MINOR = 31001						
SOLD		10/01/2009	5940 84			
ACQ	100 0000	04/01/2009	5940 84	3474 29	2466 55	ST
200 0000 MCKESSON CORP - 58155Q103 - MINOR = 31001						
SOLD		10/07/2009	11814 01			
ACQ	200 0000	04/01/2009	11814 01	6948 58	4865 43	ST
800 0000 MCKESSON CORP - 58155Q103 - MINOR = 31001						
SOLD		10/07/2009	47172 22			
ACQ	800 0000	04/01/2009	47172 22	27794 32	19377 90	ST
400 0000 MCKESSON CORP - 58155Q103 - MINOR = 31001						
SOLD		10/07/2009	23671 39			
ACQ	400 0000	04/01/2009	23671 39	13897 16	9774 23	ST
1100 0000 MERCK & CO INC - 589331107 - MINOR = 31001						
SOLD		02/18/2009	30860 85			
ACQ	1100 0000	10/02/2007	30860 85	57120 58	-26259 73	LT15
4600 0000 MERCK & CO INC - 589331107 - MINOR = 31001						
SOLD		02/18/2009	130232 90			
ACQ	1600 0000	01/26/2007	45298 40	73610 24	-28311 84	LT15
	900 0000	10/02/2007	25480 35	46735 02	-21254 67	LT15
	2100 0000	01/28/2008	59454 15	103287 87	-43833 72	LT15
4600 0000 MERCK & CO INC - 589331107 - MINOR = 31001						
SOLD		03/23/2009	124951 27			
ACQ	417 0000	01/26/2007	11327 10	19184 67	-7857 57	LT15
	1483 0000	01/26/2007	40283 20	68078 00	-27794 80	LT15
	2700 0000	04/02/2007	73340 96	121567 23	-48226 27	LT15
2000 0000 MERCK & CO INC - 589331107 - MINOR = 31001						
SOLD		06/03/2009	54786 71			
ACQ	300 0000	02/27/2007	8218 01	12967 89	-4749 88	LT15
	1700 0000	04/02/2007	46568 70	76542 33	-29973 63	LT15
4200 0000 MERCK & CO INC - 589331107 - MINOR = 31001						
SOLD		06/08/2009	107424 81			
ACQ	4200 0000	02/27/2007	107424 81	181550 46	-74125 65	LT15
1100 0000 MERCK & CO INC - 589331107 - MINOR = 31001						
SOLD		06/30/2009	30007 22			
ACQ	1100 0000	02/27/2007	30007 22	47548 93	-17541 71	LT15
1100 0000 MERCK & CO INC - 589331107 - MINOR = 31001						
SOLD		07/29/2009	32779 15			
ACQ	1100 0000	02/27/2007	32779 15	47548 93	-14769 78	LT15
3300 0000 MERCK & CO INC - 589331107 - MINOR = 31001						
SOLD		10/01/2009	103400 20			
ACQ	1400 0000	09/14/2009	43866 75	45839 08	-1972 33	ST
	1900 0000	02/27/2007	59533 45	82129 97	-22596 52	LT15
2700 0000 MERCK & CO INC - 58933Y105						
SOLD		11/04/2009	86929 93			
ACQ	2700 0000	09/14/2009	86929 93	88403 94	-1474 01	ST
1800 0000 METLIFE INC - 59156R108 - MINOR = 31000						
SOLD		06/02/2009	58234 01			
ACQ	1500 0000	12/10/2008	48528 34	47796 90	731 44	ST
	300 0000	12/23/2008	9705 67	9462 39	243 28	ST
300 0000 METLIFE INC - 59156R108 - MINOR = 31000						
SOLD		06/30/2009	8865 76			
ACQ	300 0000	12/23/2008	8865 76	9462 39	-596 63	ST

TAX PREPARER AHA
TRUST ADMINISTRATOR JL1
INVESTMENT OFFICER BA5

LEGEND F - FEDERAL S - STATE I - INHERITED
E - EXEMPT FROM STATE U - ACQ COST UNKNOWN

PROPERTY DESCRIPTION	SHARES	DATE	SALES PRICE	COST BASIS	GAIN/LOSS	TERM
700 0000 METLIFE INC - 59156R108 - MINOR = 31000						
SOLD		07/29/2009	22469 42			
ACQ	300 0000	12/12/2008	9629 75	8796 30	833 45	ST
	400 0000	12/23/2008	12839 67	12616 52	223 15	ST
400 0000 METLIFE INC - 59156R108 - MINOR = 31000						
SOLD		10/01/2009	14929 61			
ACQ	400 0000	12/12/2008	14929 61	11728 40	3201 21	ST
250000 0000 METLIFE INC - 59156RAP3						
SOLD		02/13/2009	142500 00		SUB TRUST P10544206	
ACQ	250000 0000	05/15/2007	142500 00	244920 00	-102420 00	LT15
8300 0000 MICROSOFT CORP - 594918104 - MINOR = 31001						
SOLD		06/30/2009	197202 92			
ACQ	4000 0000	08/06/2008	95037 55	107786 80	-12749 25	ST
	4300 0000	08/28/1998	102165 37	114582 31	-12416 94	LT15
5000 0000 MICROSOFT CORP - 594918104 - MINOR = 31001						
SOLD		07/29/2009	118146 96			
ACQ	5000 0000	08/28/1998	118146 96	133235 25	-15088 29	LT15
5100 0000 MICROSOFT CORP - 594918104 - MINOR = 31001						
SOLD		10/01/2009	128567 69			
ACQ	1171 0000	08/28/1998	29520 15	31203 70	-1683 55	LT15
	3929 0000	12/19/2002	99047 54	104568 17	-5520 63	LT15
300 0000 MONSANTO COMPANY NEW - 61166W101 - MINOR = 31000						
SOLD		05/22/2009	25792 22			
ACQ	300 0000	01/03/2008	25792 22	35158 05	-9365 83	LT15
800 0000 MONSANTO COMPANY NEW - 61166W101 - MINOR = 31000						
SOLD		07/29/2009	66174 36			
ACQ	800 0000	01/03/2008	66174 36	93754 80	-27580 44	LT15
1000000 0000 BREN LKD TO RUSSELL 2000 INDEX - 6174463N7						
SOLD		03/02/2009	654333 30			
ACQ	1000000 0000	02/08/2008	654333 30	990000 00	-335666 70	LT15
1000000 0000 BREN LKD TO SX5E,UKX & NKY INDICES - 6174463U1						
SOLD		03/06/2009	624200 00			
ACQ	1000000 0000	02/22/2008	624200 00	990000 00	-365800 00	LT15
1800 0000 MORGAN ST DEAN WITTER DISCOVER - 617446448 - MINOR = 31000						
SOLD		03/13/2009	45300 63			
ACQ	1400 0000	09/12/2003	35233 82	57030 84	-21797 02	LT15
	400 0000	10/24/2007	10066 81	24380 12	-14313 31	LT15
2800 0000 MORGAN ST DEAN WITTER DISCOVER - 617446448 - MINOR = 31000						
SOLD		03/17/2009	62333 41			
ACQ	2800 0000	09/12/2003	62333 41	114061 68	-51728 27	LT15
2500 0000 MORGAN ST DEAN WITTER DISCOVER - 617446448 - MINOR = 31000						
SOLD		06/30/2009	70652 18			
ACQ	1490 0000	09/12/2003	42108 70	60697 11	-18588 41	LT15
	1010 0000	07/16/2008	28543 48	33192 34	-4648 86	ST
3300 0000 MORGAN ST DEAN WITTER DISCOVER - 617446448 - MINOR = 31000						
SOLD		10/01/2009	101147 34			
ACQ	1690 0000	07/16/2008	51799 70	55539 65	-3739 95	LT15
	1610 0000	09/19/2008	49347 64	47409 51	1938 13	LT15
3600000 0000 MORGAN STANLEY ARN SPX 8/10/10 - 617446P78						
SOLD		05/22/2009	2305440 00			
ACQ	3600000 0000	07/27/2007	2305440 00	3544560 00	-1239120 00	LT15
738000 0000 BUFFERED RETURN ENHANCED NOTE - 617482DB7						
SOLD		04/30/2009	738000 00			
ACQ	738000 0000	10/23/2008	738000 00	734310 00	3690 00	ST
4700 0000 NATIONAL SEMICONDUCTOR CORP - 637640103 - MINOR = 31001						
SOLD		06/30/2009	58944 47			
ACQ	200 0000	04/09/2009	2508 28	2523 28	-15 00	ST
	800 0000	04/09/2009	10033 10	10054 00	-20 90	ST
	200 0000	04/09/2009	2508 28	2510 86	-2 58	ST
	3500 0000	04/09/2009	43894 82	43915 90	-21 08	ST
2300 0000 NATIONAL SEMICONDUCTOR CORP - 637640103 - MINOR = 31001						
SOLD		07/29/2009	33879 04			
ACQ	1000 0000	04/06/2009	14730 02	11819 00	2911 02	ST
	100 0000	04/09/2009	1473 00	1221 02	251 98	ST
	1200 0000	04/09/2009	17676 02	15056 88	2619 14	ST
2400 0000 NATIONAL SEMICONDUCTOR CORP - 637640103 - MINOR = 31001						
SOLD		09/09/2009	37429 97			
ACQ	2400 0000	04/06/2009	37429 97	28365 60	9064 37	ST
1300 0000 NATIONAL SEMICONDUCTOR CORP - 637640103 - MINOR = 31001						
SOLD		10/01/2009	18205 51			
ACQ	1300 0000	04/06/2009	18205 51	15364 70	2840 81	ST
2500 0000 NATIONAL SEMICONDUCTOR CORP - 637640103 - MINOR = 31001						
SOLD		12/11/2009	36627 80			
ACQ	2500 0000	04/03/2009	36627 80	29545 50	7082 30	ST
170000 0000 NATIONWIDE FINANCIAL SER - 638612AJ0						
SOLD		01/06/2009	73100 00		SUB TRUST P10544206	
ACQ	170000 0000	08/01/2007	73100 00	149346 70	-76246 70	LT15
800 0000 NETAPP INC - 64110D104 - MINOR = 44						
SOLD		06/30/2009	15695 59			
ACQ	200 0000	03/23/2009	3923 90	3106 42	817 48	ST
	600 0000	03/23/2009	11771 69	9318 42	2453 27	ST
600 0000 NETAPP INC - 64110D104 - MINOR = 44						
SOLD		07/29/2009	13835 64			
ACQ	600 0000	03/23/2009	13835 64	9318 42	4517 22	ST

TRUST YEAR ENDING 12/31/2009

TAX PREPARER AHA
TRUST ADMINISTRATOR JL1
INVESTMENT OFFICER BA5

LEGEND F - FEDERAL S - STATE I - INHERITED
E - EXEMPT FROM STATE U - ACQ COST UNKNOWN

PROPERTY DESCRIPTION	SHARES	DATE	SALES PRICE	COST BASIS	GAIN/LOSS	TERM
400 0000 NETAPP INC - 64110D104 - MINOR = 44						
SOLD		10/01/2009	10667 72			
ACQ	400 0000	03/23/2009	10667 72	6212 28	4455 44	ST
0000 NEWMONT MINING CORP - 651639106 - MINOR = 31001						
SOLD		05/13/2009	29 00		SUB TRUST P10544206	
ACQ	0000		29 00	0 00	29 00	LT15
CHANGED 12/22/09 AW4						
60000 0000 NEWS AMERICA HOLDINGS - 652478AR9						
SOLD		02/24/2009	53100 00		SUB TRUST P10544206	
ACQ	60000 0000	08/20/2004	53100 00	69341 40	-16241 40	LT15
70000 0000 NEWS AMERICA INC - 652482BJ8						
SOLD		02/24/2009	55143 90		SUB TRUST P10544206	
ACQ	70000 0000	06/10/2005	55143 90	72618 70	-17474 80	LT15
14400 0000 NEWS CORP INC - 65248E104 - MINOR = 31000						
SOLD		01/15/2009	115232 43			
ACQ	9400 0000	05/04/2007	75221 17	206024 50	-130803 33	LT15
	2200 0000	05/24/2007	17604 95	48969 36	-31364 41	LT15
	2700 0000	06/29/2007	21606 08	57564 54	-35958 46	LT15
	100 0000	06/29/2007	800 23	2132 96	-1332 73	LT15
18100 0000 NEWS CORP INC - 65248E104 - MINOR = 31000						
SOLD		02/20/2009	109145 94			
ACQ	4800 0000	04/14/2008	28944 78	84336 00	-55391 22	ST
	1400 0000	04/14/2008	8442 23	24634 26	-16192 03	ST
	2000 0000	06/29/2007	12060 32	42640 40	-30580 08	LT15
	4100 0000	08/13/2007	24723 67	85314 44	-60590 77	LT15
	5800 0000	11/13/2007	34974 94	120694 52	-85719 58	LT15
700 0000 NIKE INC B - 654106103 - MINOR = 31001						
SOLD		01/14/2009	32794 28			
ACQ	700 0000	01/07/2008	32794 28	43246 00	-10451 72	LT15
1000 0000 NIKE INC B - 654106103 - MINOR = 31001						
SOLD		02/27/2009	40732 04			
ACQ	1000 0000	01/07/2008	40732 04	61780 00	-21047 96	LT15
700 0000 NIKE INC B - 654106103 - MINOR = 31001						
SOLD		06/17/2009	38487 29			
ACQ	700 0000	01/07/2008	38487 29	43246 00	-4758 71	LT15
700 0000 NIKE INC B - 654106103 - MINOR = 31001						
SOLD		06/18/2009	38969 44			
ACQ	700 0000	01/07/2008	38969 44	43246 00	-4276 56	LT15
500 0000 NIKE INC B - 654106103 - MINOR = 31001						
SOLD		06/24/2009	26868 95			
ACQ	500 0000	01/07/2008	26868 95	30890 00	-4021 05	LT15
700 0000 NIKE INC B - 654106103 - MINOR = 31001						
SOLD		06/30/2009	36188 08			
ACQ	700 0000	01/07/2008	36188 08	43246 00	-7057 92	LT15
600 0000 NIKE INC B - 654106103 - MINOR = 31001						
SOLD		07/29/2009	32579 16			
ACQ	600 0000	01/07/2008	32579 16	37068 00	-4488 84	LT15
200 0000 NIKE INC B - 654106103 - MINOR = 31001						
SOLD		10/01/2009	12831 67			
ACQ	200 0000	01/07/2008	12831 67	12356 00	475 67	LT15
3100 0000 NORFOLK SOUTHN CORP - 655844108 - MINOR = 31001						
SOLD		06/30/2009	115678 17			
ACQ	2000 0000	10/27/2005	74631 08	79079 00	-4447 92	LT15
	100 0000	01/12/2009	3731 55	4373 16	-641 61	ST
	100 0000	01/12/2009	3731 55	4370 64	-639 09	ST
	200 0000	01/12/2009	7463 11	8712 28	-1249 17	ST
	100 0000	01/12/2009	3731 55	4365 02	-633 47	ST
	600 0000	01/12/2009	22389 32	26103 60	-3714 28	ST
2400 0000 NORFOLK SOUTHN CORP - 655844108 - MINOR = 31001						
SOLD		07/29/2009	101563 46			
ACQ	2400 0000	10/27/2005	101563 46	94894 80	6668 66	LT15
2100 0000 NORFOLK SOUTHN CORP - 655844108 - MINOR = 31001						
SOLD		10/01/2009	91739 92			
ACQ	2100 0000	10/27/2005	91739 92	83032 95	8706 97	LT15
800 0000 OCCIDENTAL PETE CORP - 674599105 - MINOR = 31001						
SOLD		04/09/2009	46845 82			
ACQ	800 0000	04/25/2008	46845 82	69002 72	-22156 90	ST
400 0000 OCCIDENTAL PETE CORP - 674599105 - MINOR = 31001						
SOLD		06/30/2009	25641 34			
ACQ	300 0000	04/25/2008	19231 01	25876 02	-6645 02	LT15
	100 0000	10/15/2008	6410 34	4951 01	1459 33	ST
800 0000 OCCIDENTAL PETE CORP - 674599105 - MINOR = 31001						
SOLD		07/29/2009	55230 58			
ACQ	800 0000	10/15/2008	55230 58	39608 08	15622 50	ST
500 0000 OCCIDENTAL PETE CORP - 674599105 - MINOR = 31001						
SOLD		10/01/2009	38908 99			
ACQ	300 0000	01/12/2007	23345 39	13034 28	10311 11	LT15
	200 0000	10/15/2008	15563 60	9902 02	5661 58	ST
230000 0000 PSE & G TRANSITION FUNDING LLC - 69361YAF0						
SOLD		03/03/2009	246818 75		SUB TRUST P10544206	
ACQ	230000 0000	10/02/2003	246818 75	266494 53	-19675 78	LT15
1500 0000 PACCAR INC - 693718108 - MINOR = 31001						
SOLD		06/30/2009	48343 75			
ACQ	600 0000	08/06/2008	19337 50	25541 22	-6203 72	ST
	700 0000	08/06/2008	22560 42	29651 51	-7091 09	ST
	200 0000	08/07/2008	6445 83	8506 40	-2060 57	ST

TAX PREPARER AHA
TRUST ADMINISTRATOR JL1
INVESTMENT OFFICER BA5

LEGEND F - FEDERAL S - STATE I - INHERITED
E - EXEMPT FROM STATE U - ACQ COST UNKNOWN

PROPERTY DESCRIPTION	SHARES	DATE	SALES PRICE	COST BASIS	GAIN/LOSS	TERM
1200 0000 PACCAR INC - 693718108 - MINOR = 31001						
SOLD		07/29/2009	39142 99			
ACQ	1200 0000	08/06/2008	39142 99	50831 16	-11688 17	ST
900 0000 PACCAR INC - 693718108 - MINOR = 31001						
SOLD		10/01/2009	33231 10			
ACQ	900 0000	08/06/2008	33231 10	38123 37	-4892 27	LT15
100000 0000 PACIFICORP - 695114BX5						
SOLD		04/30/2009	93872 00		SUB TRUST P10544206	
ACQ	100000 0000	08/19/2004	93872 00	99639 00	-5767 00	LT15
400 0000 PARKER HANNIFIN CORP - 701094104 - MINOR = 31001						
SOLD		10/01/2009	20635 46			
ACQ	400 0000	08/13/2009	20635 46	19894 16	741 30	ST
1100 0000 PAYCHEX INC - 704326107 - MINOR = 31001						
SOLD		06/30/2009	27785 28			
ACQ	1100 0000	05/22/2009	27785 28	29610 79	-1825 51	ST
500 0000 PAYCHEX INC - 704326107 - MINOR = 31001						
SOLD		10/01/2009	14379 63			
ACQ	500 0000	05/22/2009	14379 63	13459 45	920 18	ST
1000 0000 PAYCHEX INC - 704326107 - MINOR = 31001						
SOLD		12/01/2009	31514 18			
ACQ	700 0000	04/08/2009	22059 93	18535 37	3524 56	ST
	300 0000	05/22/2009	9454 25	8075 67	1378 58	ST
800 0000 PAYCHEX INC - 704326107 - MINOR = 31001						
SOLD		12/01/2009	25234 79			
ACQ	800 0000	04/08/2009	25234 79	21183 28	4051 51	ST
1300 0000 PEPSICO INC - 713448108 - MINOR = 31001						
SOLD		02/06/2009	69362 22			
ACQ	1300 0000	01/09/2008	69362 22	102586 51	-33224 29	LT15
1300 0000 PEPSICO INC - 713448108 - MINOR = 31001						
SOLD		06/30/2009	71234 13			
ACQ	1300 0000	01/09/2008	71234 13	102586 51	-31352 38	LT15
1200 0000 PEPSICO INC - 713448108 - MINOR = 31001						
SOLD		07/29/2009	67242 30			
ACQ	1200 0000	01/09/2008	67242 30	94695 24	-27452 94	LT15
900 0000 PEPSICO INC - 713448108 - MINOR = 31001						
SOLD		09/22/2009	52477 19			
ACQ	900 0000	01/09/2008	52477 19	71021 43	-18544 24	LT15
800 0000 PEPSICO INC - 713448108 - MINOR = 31001						
SOLD		10/01/2009	46870 79			
ACQ	800 0000	01/09/2008	46870 79	63130 16	-16259 37	LT15
5500 0000 PFIZER INC - 717081103 - MINOR = 31001						
SOLD		06/30/2009	81452 90			
ACQ	4100 0000	02/18/2009	60719 43	58369 65	2349 78	ST
	1400 0000	02/18/2009	20733 47	19950 00	783 47	ST
4900 0000 PFIZER INC - 717081103 - MINOR = 31001						
SOLD		10/01/2009	80407 91			
ACQ	4900 0000	09/14/2009	80407 91	80017 00	390 91	ST
1700 0000 PHILIP MORRIS INTERNATIONAL - 718172109 - MINOR = 44						
SOLD		01/13/2009	71919 71			
ACQ	1700 0000	12/13/1988	71919 71	7190 34	64729 37	LT15
1700 0000 PHILIP MORRIS INTERNATIONAL - 718172109 - MINOR = 44						
SOLD		06/30/2009	72289 11			
ACQ	500 0000	05/13/2009	21261 50	20932 20	329 30	ST
	1200 0000	05/22/2009	51027 61	51459 00	-431 39	ST
1400 0000 PHILIP MORRIS INTERNATIONAL - 718172109 - MINOR = 44						
SOLD		07/29/2009	65441 87			
ACQ	700 0000	02/27/2009	32720 94	23762 48	8958 46	ST
	700 0000	05/13/2009	32720 94	29305 08	3415 86	ST
1100 0000 PHILIP MORRIS INTERNATIONAL - 718172109 - MINOR = 44						
SOLD		10/01/2009	52963 63			
ACQ	1100 0000	02/27/2009	52963 63	37341 04	15622 59	ST
70000 0000 PLAINS ALL AMER PIPELINE - 72650RAR3						
SOLD		11/13/2009	73304 00		SUB TRUST P10544206	
ACQ	70000 0000	07/22/2009	73304 00	68687 50	4616 50	ST
800 0000 PRAXAIR INC - 74005P104 - MINOR = 31000						
SOLD		01/12/2009	48580 97			
ACQ	800 0000	01/14/2008	48580 97	70339 52	-21758 55	ST
600 0000 PRAXAIR INC - 74005P104 - MINOR = 31000						
SOLD		01/14/2009	36099 02			
ACQ	400 0000	01/14/2008	24066 01	35169 76	-11103 75	ST
	200 0000	10/22/2008	12033 01	12245 66	-212 65	ST
1200 0000 PRAXAIR INC - 74005P104 - MINOR = 31000						
SOLD		06/30/2009	85459 76			
ACQ	500 0000	10/19/2005	35608 23	23103 20	12505 03	LT15
	700 0000	10/22/2008	49851 53	42859 81	6991 72	ST
900 0000 PRAXAIR INC - 74005P104 - MINOR = 31000						
SOLD		07/29/2009	65905 30			
ACQ	900 0000	10/19/2005	65905 30	41585 76	24319 54	LT15
800 0000 PRAXAIR INC - 74005P104 - MINOR = 31000						
SOLD		10/01/2009	64669 37			
ACQ	800 0000	10/19/2005	64669 37	36965 12	27704 25	LT15
1500 0000 PRAXAIR INC - 74005P104 - MINOR = 31000						
SOLD		10/13/2009	124212 55			
ACQ	1500 0000	10/19/2005	124212 55	69309 60	54902 95	LT15

TRUST YEAR ENDING 12/31/2009

TAX PREPARER AHA
TRUST ADMINISTRATOR JL1
INVESTMENT OFFICER BA5

LEGEND F - FEDERAL S - STATE I - INHERITED
E - EXEMPT FROM STATE U - ACQ COST UNKNOWN

PROPERTY DESCRIPTION	SHARES	DATE	SALES PRICE	COST BASIS	GAIN/LOSS	TERM
250000 0000 PRINCIPLE LIFE INC FDG - 74254PVP4						
SOLD		11/17/2009	267455 00		SUB TRUST P10544206	
ACQ	250000 0000	07/16/2009	267455 00	254827 50	12627 50	ST
2400 0000 PROCTER & GAMBLE CO - 742718109 - MINOR = 31001						
SOLD		06/30/2009	122536 76			
ACQ	200 0000	07/31/2007	10211 40	12580 60	-2369 20	LT15
	2200 0000	01/10/2008	112325 36	159580 08	-47254 72	LT15
1900 0000 PROCTER & GAMBLE CO - 742718109 - MINOR = 31001						
SOLD		07/29/2009	106287 25			
ACQ	1000 0000	07/31/2007	55940 66	62903 00	-6962 34	LT15
	900 0000	02/29/1996	50346 59	18263 16	32083 43	LT15
1900 0000 PROCTER & GAMBLE CO - 742718109 - MINOR = 31001						
SOLD		10/01/2009	108582 39			
ACQ	700 0000	09/22/2009	40004 04	40218 15	-214 11	ST
	200 0000	09/22/2009	11429 73	11486 00	-56 27	ST
	400 0000	02/29/1996	22859 45	8116 96	14742 49	LT15
	600 0000	09/22/2009	34289 18	34420 08	-130 90	ST
75000 0000 PROTECTIVE LIFE CORP - 743674AY9						
SOLD		11/04/2009	72186 00		SUB TRUST P10544206	
ACQ	75000 0000	10/06/2009	72186 00	74989 50	-2803 50	ST
1100 0000 PRUDENTIAL FINANCIAL INC - 744320102 - MINOR = 31000						
SOLD		07/29/2009	46276 24			
ACQ	1100 0000	06/02/2009	46276 24	46257 42	18 82	ST
700 0000 PRUDENTIAL FINANCIAL INC - 744320102 - MINOR = 31000						
SOLD		10/01/2009	34196 15			
ACQ	100 0000	06/02/2009	4885 16	4205 22	679 94	ST
	600 0000	08/06/2009	29310 99	26979 00	2331 99	ST
1400 0000 QUALCOMM INC - 747525103 - MINOR = 31000						
SOLD		04/03/2009	57580 61			
ACQ	1400 0000	09/29/2008	57580 61	57558 06	22 55	ST
1800 0000 QUALCOMM INC - 747525103 - MINOR = 31000						
SOLD		04/09/2009	74945 06			
ACQ	1000 0000	01/14/2008	41636 14	40069 20	1566 94	LT15
	800 0000	09/29/2008	33308 92	32890 32	418 60	ST
1900 0000 QUALCOMM INC - 747525103 - MINOR = 31000						
SOLD		06/30/2009	86181 78			
ACQ	1900 0000	01/14/2008	86181 78	76131 48	10050 30	LT15
2900 0000 QUALCOMM INC - 747525103 - MINOR = 31000						
SOLD		10/01/2009	127997 77			
ACQ	2000 0000	01/14/2008	88274 32	80138 40	8135 92	LT15
	100 0000	07/23/2009	4413 72	4718 50	-304 78	ST
	800 0000	04/12/2002	35309 73	13872 20	21437 53	LT15
0000 QWEST COMMUNICATIONS INTL INC - 749121109 - MINOR = 31000						
SOLD		03/31/2009	134 42			
ACQ	0000		134 42	0 00	134 42	LT15
CHANGED 05/11/09 AW4						
500 0000 ROCKWELL AUTOMATION INC - 773903109 - MINOR = 31000						
SOLD		06/30/2009	15933 59			
ACQ	500 0000	04/09/2009	15933 59	13526 25	2407 34	ST
1300 0000 ROCKWELL AUTOMATION INC - 773903109 - MINOR = 31000						
SOLD		07/08/2009	38598 31			
ACQ	1300 0000	04/09/2009	38598 31	35168 25	3430 06	ST
140000 0000 ROGERS COMMUNICATION - 775109AK7						
SOLD		09/17/2009	158373 60		SUB TRUST P10544206	
ACQ	140000 0000	04/07/2009	158373 60	139839 00	18534 60	ST
230079 5600 T ROWE PRICE INTERNATIONAL FUNDS INC - 77956H500 - MINOR = 08010						
SOLD		02/18/2009	1697987 15			
ACQ	172827 6520	12/21/2007	1275468 07	3599999 99	-2324531 92	LT15
	57251 9080	01/15/2008	422519 08	1199999 99	-777480 91	LT15
195000 0000 ROYAL BANK OF SCOTLAND GROUP PLC - 780097AH4						
SOLD		01/27/2009	51675 00		SUB TRUST P10544206	
ACQ	70000 0000	12/07/2001	18550 00	69873 30	-51323 30	LT15
	125000 0000	12/20/2005	33125 00	148615 00	-115490 00	LT15
200 0000 SAFEWAY INC - 786514208 - MINOR = 31000						
SOLD		06/24/2009	4145 01			
ACQ	200 0000	10/17/2007	4145 01	6462 36	-2317 35	LT15
700 0000 SAFEWAY INC - 786514208 - MINOR = 31000						
SOLD		06/24/2009	14581 11			
ACQ	700 0000	10/17/2007	14581 11	22618 26	-8037 15	LT15
800 0000 SAFEWAY INC - 786514208 - MINOR = 31000						
SOLD		06/24/2009	16365 34			
ACQ	800 0000	10/17/2007	16365 34	25849 44	-9484 10	LT15
300 0000 SAFEWAY INC - 786514208 - MINOR = 31000						
SOLD		06/24/2009	6168 04			
ACQ	300 0000	11/13/2007	6168 04	9537 84	-3369 80	LT15
2300 0000 SAFEWAY INC - 786514208 - MINOR = 31000						
SOLD		06/30/2009	46688 79			
ACQ	1400 0000	11/13/2007	28419 26	44509 92	-16090 66	LT15
	900 0000	11/13/2007	18269 53	28398 15	-10128 62	LT15
800 0000 SAFEWAY INC - 786514208 - MINOR = 31000						
SOLD		07/01/2009	16289 65			
ACQ	100 0000	02/16/2006	2036 21	2316 33	-280 12	LT15
	700 0000	11/13/2007	14253 44	22087 45	-7834 01	LT15

TAX PREPARER AHA
TRUST ADMINISTRATOR JL1
INVESTMENT OFFICER BA5

LEGEND F - FEDERAL S - STATE I - INHERITED
E - EXEMPT FROM STATE U - ACQ COST UNKNOWN

PROPERTY DESCRIPTION	SHARES	DATE	SALES PRICE	COST BASIS	GAIN/LOSS	TERM
200 0000 SAFEWAY INC - 786514208 - MINOR = 31000						
SOLD		07/01/2009	4068 43			
ACQ	200 0000	02/16/2006	4068 43	4632 66	-564 23	LT15
300 0000 SAFEWAY INC - 786514208 - MINOR = 31000						
SOLD		07/02/2009	5924 85			
ACQ	300 0000	02/16/2006	5924 85	6948 99	-1024 14	LT15
200 0000 SAFEWAY INC - 786514208 - MINOR = 31000						
SOLD		07/02/2009	3933 90			
ACQ	200 0000	02/16/2006	3933 90	4632 66	-698 76	LT15
100 0000 SAFEWAY INC - 786514208 - MINOR = 31000						
SOLD		07/06/2009	1990 81			
ACQ	100 0000	02/16/2006	1990 81	2316 33	-325 52	LT15
1800 0000 SAFEWAY INC - 786514208 - MINOR = 31000						
SOLD		07/29/2009	34127 11			
ACQ	1800 0000	02/16/2006	34127 11	41693 94	-7566 83	LT15
2000 0000 SAFEWAY INC - 786514208 - MINOR = 31000						
SOLD		09/10/2009	39611 69			
ACQ	1680 0000	02/16/2006	33273 82	38874 70	-5600 88	LT15
	320 0000	02/16/2006	6337 87	7412 26	-1074 39	LT15
1200 0000 SAFEWAY INC - 786514208 - MINOR = 31000						
SOLD		09/10/2009	23654 09			
ACQ	1200 0000	02/16/2006	23654 09	27767 64	-4113 55	LT15
3700 0000 SAFEWAY INC - 786514208 - MINOR = 31000						
SOLD		09/11/2009	74076 08			
ACQ	2100 0000	02/27/2009	42043 18	38312 40	3730 78	ST
	1600 0000	02/16/2006	32032 90	37023 52	-4990 62	LT15
3600 0000 SCHERING PLOUGH CORP - 806605101 - MINOR = 31001						
SOLD		01/28/2009	66962 06			
ACQ	3600 0000	08/06/2007	66962 06	103660 92	-36698 86	LT15
4000 0000 SCHERING PLOUGH CORP - 806605101 - MINOR = 31001						
SOLD		06/30/2009	98839 05			
ACQ	3700 0000	08/06/2007	91426 12	106540 39	-15114 27	LT15
	300 0000	10/22/2007	7412 93	8584 26	-1171 33	LT15
3000 0000 SCHERING PLOUGH CORP - 806605101 - MINOR = 31001						
SOLD		07/29/2009	79467 94			
ACQ	3000 0000	10/22/2007	79467 94	85842 60	-6374 66	LT15
13300 0000 SCHERING PLOUGH CORP - 806605101 - MINOR = 31001						
SOLD		09/14/2009	379504 38			
ACQ	6200 0000	08/08/2007	176911 82	176753 32	158 50	LT15
	4900 0000	08/10/2007	139817 40	133262 36	6555 04	LT15
	100 0000	10/22/2007	2853 42	2826 81	26 61	LT15
	2100 0000	10/22/2007	59921 74	60089 82	-168 08	LT15
200 0000 SCHERING PLOUGH CORP - 806605101 - MINOR = 31001						
SOLD		09/14/2009	5710 85			
ACQ	200 0000	08/10/2007	5710 85	5439 28	271 57	LT15
1100 0000 SCHLUMBERGER LTD - 806857108 - MINOR = 31001						
SOLD		04/09/2009	49232 49			
ACQ	1100 0000	01/12/2007	49232 49	63281 79	-14049 30	LT15
1400 0000 SCHLUMBERGER LTD - 806857108 - MINOR = 31001						
SOLD		05/13/2009	74435 48			
ACQ	1400 0000	01/12/2007	74435 48	80540 46	-6104 98	LT15
1400 0000 SCHLUMBERGER LTD - 806857108 - MINOR = 31001						
SOLD		05/22/2009	73271 44			
ACQ	1400 0000	01/12/2007	73271 44	80540 46	-7269 02	LT15
2600 0000 SCHLUMBERGER LTD - 806857108 - MINOR = 31001						
SOLD		05/22/2009	136735 93			
ACQ	1000 0000	01/12/2007	52590 74	57528 90	-4938 16	LT15
	500 0000	01/27/2009	26295 37	20933 70	5361 67	ST
	1100 0000	02/05/2009	57849 82	48464 02	9385 80	ST
900 0000 SCHLUMBERGER LTD - 806857108 - MINOR = 31001						
SOLD		06/30/2009	47894 24			
ACQ	900 0000	01/27/2009	47894 24	37680 66	10213 58	ST
800 0000 SCHLUMBERGER LTD - 806857108 - MINOR = 31001						
SOLD		07/29/2009	41885 63			
ACQ	500 0000	01/23/2009	26178 52	19807 70	6370 82	ST
	300 0000	01/27/2009	15707 11	12560 22	3146 89	ST
500 0000 SCHLUMBERGER LTD - 806857108 - MINOR = 31001						
SOLD		10/01/2009	29537 24			
ACQ	500 0000	01/23/2009	29537 24	19807 70	9729 54	ST
0000 SEARS ROEBUCK ACCEPTANCE - 812404BK6						
SOLD		07/23/2009	585 84		SUB TRUST P10544206	
ACQ	0000		585 84	0 00	585 84	LT15
75000 0000 SHELL INTERNATIONAL FINANCE - 822582AD4						
SOLD		09/17/2009	88312 50		SUB TRUST P10544206	
ACQ	75000 0000	12/08/2008	88312 50	74601 75	13710 75	ST
340000 0000 SIMON PROPERTY GROUP LP - 828807BT3						
SOLD		12/07/2009	354212 00		SUB TRUST P10544206	
ACQ	340000 0000	05/09/2006	354212 00	339836 80	14375 20	LT15
50000 0000 SOUTHERN CAL EDISON - 842400FL2						
SOLD		04/30/2009	50881 00		SUB TRUST P10544206	
ACQ	50000 0000	03/17/2009	50881 00	49590 50	1290 50	ST
75000 0000 SOUTHERN CAL EDISON - 842400FL2						
SOLD		06/26/2009	80055 75		SUB TRUST P10544206	
ACQ	75000 0000	03/17/2009	80055 75	74385 75	5670 00	ST

TAX PREPARER AHA
TRUST ADMINISTRATOR JL1
INVESTMENT OFFICER BA5

LEGEND F - FEDERAL S - STATE I - INHERITED
E - EXEMPT FROM STATE U - ACQ COST UNKNOWN

PROPERTY DESCRIPTION	SHARES	DATE	SALES PRICE	COST BASIS	GAIN/LOSS	TERM
1100 0000 SOUTHERN CO - 842587107 - MINOR = 31001						
SOLD		06/30/2009	33747 13			
ACQ	1000 0000	05/13/2009	30679 21	28764 30	1914 91	ST
	100 0000	05/13/2009	3067 92	2883 00	184 92	ST
1000 0000 SOUTHERN CO - 842587107 - MINOR = 31001						
SOLD		07/22/2009	31814 31			
ACQ	1000 0000	05/13/2009	31814 31	28764 30	3050 01	ST
700 0000 SOUTHERN CO - 842587107 - MINOR = 31001						
SOLD		07/29/2009	22196 42			
ACQ	700 0000	05/13/2009	22196 42	20135 01	2061 41	ST
800 0000 SOUTHERN CO - 842587107 - MINOR = 31001						
SOLD		10/01/2009	25335 34			
ACQ	800 0000	09/10/2009	25335 34	25043 92	291 42	ST
600 0000 SOUTHWESTERN ENERGY CO - 845467109 - MINOR = 31001						
SOLD		06/30/2009	22868 41			
ACQ	600 0000	06/08/2009	22868 41	25679 28	-2810 87	ST
700 0000 SOUTHWESTERN ENERGY CO - 845467109 - MINOR = 31001						
SOLD		10/01/2009	29536 23			
ACQ	700 0000	06/08/2009	29536 23	29959 16	-422 93	ST
2900 0000 SPRINT CORP - 852061100 - MINOR = 31000						
SOLD		10/01/2009	11309 70			
ACQ	2900 0000	07/29/2009	11309 70	11855 20	-545 50	ST
0000 SPRINT CORP PCS COM SER 1 - 852061506 - MINOR = 31000						
SOLD		03/13/2009	103 83			
ACQ	0000		103 83	0 00	103 83	LT15
CHANGED 05/11/09 AW4						
2600 0000 STAPLES INC - 855030102 - MINOR = 31000						
SOLD		06/30/2009	52206 65			
ACQ	500 0000	08/19/2008	10039 74	11665 00	-1625 26	ST
	2100 0000	08/19/2008	42166 91	49027 02	-6860 11	ST
4100 0000 STAPLES INC - 855030102 - MINOR = 31000						
SOLD		10/01/2009	94680 91			
ACQ	600 0000	07/18/2008	13855 74	13654 74	201 00	LT15
	600 0000	08/19/2008	13855 74	13896 12	-40 38	LT15
	2800 0000	08/19/2008	64660 13	64845 20	-185 07	LT15
	100 0000	08/19/2008	2309 29	2333 00	-23 71	LT15
900 0000 STARWOOD HOTELS & RESORTS - 85590A401 - MINOR = 31000						
SOLD		06/30/2009	19834 49			
ACQ	900 0000	05/22/2009	19834 49	19428 12	406 37	ST
1100 0000 STARWOOD HOTELS & RESORTS - 85590A401 - MINOR = 31000						
SOLD		07/29/2009	24507 36			
ACQ	1100 0000	05/22/2009	24507 36	23745 48	761 88	ST
800 0000 STARWOOD HOTELS & RESORTS - 85590A401 - MINOR = 31000						
SOLD		10/01/2009	25921 33			
ACQ	400 0000	05/22/2009	12960 67	8634 72	4325 95	ST
	400 0000	07/01/2009	12960 67	8566 76	4393 91	ST
2200 0000 STATE STREET CORP - 857477103 - MINOR = 31000						
SOLD		03/02/2009	49173 98			
ACQ	2200 0000	10/14/2008	49173 98	121213 62	-72039 64	ST
6104 9700 STRUCTURED ADJUSTABLE RATE MORTGAGE - 863579YR3						
SOLD		01/26/2009	6104 97		SUB TRUST P10544206	
ACQ	6104 9700	07/30/2007	6104 97	6102 11	2 86	LT15
9322 6700 STRUCTURED ADJUSTABLE RATE MORTGAGE - 863579YR3						
SOLD		02/25/2009	9322 67		SUB TRUST P10544206	
ACQ	9322 6700	07/30/2007	9322 67	9318 30	4 37	LT15
8194 3500 STRUCTURED ADJUSTABLE RATE MORTGAGE - 863579YR3						
SOLD		03/25/2009	8194 35		SUB TRUST P10544206	
ACQ	8194 3500	07/30/2007	8194 35	8190 51	3 84	LT15
6530 2700 STRUCTURED ADJUSTABLE RATE MORTGAGE - 863579YR3						
SOLD		04/27/2009	6530 27		SUB TRUST P10544206	
ACQ	6530 2700	07/30/2007	6530 27	6527 21	3 06	LT15
6573 2600 STRUCTURED ADJUSTABLE RATE MORTGAGE - 863579YR3						
SOLD		05/26/2009	6573 26		SUB TRUST P10544206	
ACQ	6573 2600	07/30/2007	6573 26	6570 18	3 08	LT15
5156 6100 STRUCTURED ADJUSTABLE RATE MORTGAGE - 863579YR3						
SOLD		06/25/2009	5156 61		SUB TRUST P10544206	
ACQ	5156 6100	07/30/2007	5156 61	5154 19	2 42	LT15
7615 2000 STRUCTURED ADJUSTABLE RATE MORTGAGE - 863579YR3						
SOLD		07/27/2009	7615 20		SUB TRUST P10544206	
ACQ	7615 2000	07/30/2007	7615 20	7611 63	3 57	LT15
6337 9600 STRUCTURED ADJUSTABLE RATE MORTGAGE - 863579YR3						
SOLD		08/26/2009	6516 71		SUB TRUST P10544206	
ACQ	6337 9600	07/30/2007	6516 71	6334 99	181 72	LT15
8890 0500 STRUCTURED ADJUSTABLE RATE MORTGAGE - 863579YR3						
SOLD		09/25/2009	8890 05		SUB TRUST P10544206	
ACQ	8890 0500	07/30/2007	8890 05	8885 88	4 17	LT15
7595 4700 STRUCTURED ADJUSTABLE RATE MORTGAGE - 863579YR3						
SOLD		10/28/2009	7635 90		SUB TRUST P10544206	
ACQ	7595 4700	07/30/2007	7635 90	7591 91	43 99	LT15
9372 0700 STRUCTURED ADJUSTABLE RATE MORTGAGE - 863579YR3						
SOLD		11/25/2009	9372 07		SUB TRUST P10544206	
ACQ	9372 0700	07/30/2007	9372 07	9367 68	4 39	LT15
10758 4600 STRUCTURED ADJUSTABLE RATE MORTGAGE - 863579YR3						
SOLD		12/28/2009	10758 46		SUB TRUST P10544206	
ACQ	10758 4600	07/30/2007	10758 46	10753 42	5 04	LT15

TAX PREPARER AHA
TRUST ADMINISTRATOR JL1
INVESTMENT OFFICER BA5

LEGEND F - FEDERAL S - STATE I - INHERITED
E - EXEMPT FROM STATE U - ACQ COST UNKNOWN

PROPERTY DESCRIPTION	SHARES	DATE	SALES PRICE	COST BASIS	GAIN/LOSS	TERM
12662 8000 LEHMAN XS TRUST - 86359DUR6						
SOLD		01/30/2009	12662 80		SUB TRUST P10544206	
ACQ	12662 8000	07/30/2007	12662 80	12648 95	13 85	LT15
8798 1900 LEHMAN XS TRUST - 86359DUR6						
SOLD		03/04/2009	8798 19		SUB TRUST P10544206	
ACQ	8798 1900	07/30/2007	8798 19	8788 57	9 62	LT15
7192 1400 LEHMAN XS TRUST - 86359DUR6						
SOLD		03/25/2009	7192 14		SUB TRUST P10544206	
ACQ	7192 1400	07/30/2007	7192 14	7184 27	7 87	LT15
9351 2000 LEHMAN XS TRUST - 86359DUR6						
SOLD		04/28/2009	9351 20		SUB TRUST P10544206	
ACQ	9351 2000	07/30/2007	9351 20	9340 97	10 23	LT15
12310 3000 LEHMAN XS TRUST - 86359DUR6						
SOLD		05/27/2009	12310 30		SUB TRUST P10544206	
ACQ	12310 3000	07/30/2007	12310 30	12296 84	13 46	LT15
7175 7000 LEHMAN XS TRUST - 86359DUR6						
SOLD		07/07/2009	7175 69		SUB TRUST P10544206	
ACQ	7175 7000	07/30/2007	7175 69	7167 85	7 84	LT15
12038 6500 LEHMAN XS TRUST - 86359DUR6						
SOLD		07/28/2009	12038 65		SUB TRUST P10544206	
ACQ	12038 6500	07/30/2007	12038 65	12025 48	13 17	LT15
8958 0500 LEHMAN XS TRUST - 86359DUR6						
SOLD		08/25/2009	8958 05		SUB TRUST P10544206	
ACQ	8958 0500	07/30/2007	8958 05	8948 25	9 80	LT15
11309 7800 LEHMAN XS TRUST - 86359DUR6						
SOLD		09/25/2009	11309 78		SUB TRUST P10544206	
ACQ	11309 7800	07/30/2007	11309 78	11297 41	12 37	LT15
13665 3300 LEHMAN XS TRUST - 86359DUR6						
SOLD		10/27/2009	13665 33		SUB TRUST P10544206	
ACQ	13665 3300	07/30/2007	13665 33	13650 38	14 95	LT15
13110 5100 LEHMAN XS TRUST - 86359DUR6						
SOLD		12/01/2009	13110 51		SUB TRUST P10544206	
ACQ	13110 5100	07/30/2007	13110 51	13096 17	14 34	LT15
18450 0000 LEHMAN XS TRUST - 86359DUR6						
SOLD		12/31/2009	18450 00		SUB TRUST P10544206	
ACQ	18450 0000	07/30/2007	18450 00	18429 82	20 18	LT15
1500 0000 SYSCO CORP - 871829107 - MINOR = 31001						
SOLD		06/30/2009	33539 13			
ACQ	400 0000	05/02/2008	8943 77	12687 20	-3743 43	LT15
	1100 0000	05/02/2008	24595 36	34914 00	-10318 64	LT15
1200 0000 SYSCO CORP - 871829107 - MINOR = 31001						
SOLD		07/29/2009	27911 28			
ACQ	1200 0000	05/02/2008	27911 28	38061 60	-10150 32	LT15
800 0000 SYSCO CORP - 871829107 - MINOR = 31001						
SOLD		10/01/2009	19728 53			
ACQ	800 0000	05/02/2008	19728 53	25374 40	-5645 87	LT15
1800 0000 TD AMERITRADE HOLDING CORPORATION - 87236Y108 - MINOR = 31000						
SOLD		06/30/2009	30977 20			
ACQ	1800 0000	04/18/2007	30977 20	28191 60	2785 60	LT15
2700 0000 TD AMERITRADE HOLDING CORPORATION - 87236Y108 - MINOR = 31000						
SOLD		08/10/2009	52060 20			
ACQ	2700 0000	04/18/2007	52060 20	42287 40	9772 80	LT15
1600 0000 TD AMERITRADE HOLDING CORPORATION - 87236Y108 - MINOR = 31000						
SOLD		08/10/2009	30790 56			
ACQ	1600 0000	04/18/2007	30790 56	25059 20	5731 36	LT15
800 0000 TD AMERITRADE HOLDING CORPORATION - 87236Y108 - MINOR = 31000						
SOLD		10/01/2009	15495 60			
ACQ	800.0000	04/18/2007	15495 60	12529 60	2966 00	LT15
110000 0000 TEVA PHARMACEUTICAL FINANCE LLC - 88163VAD1						
SOLD		02/04/2009	102428 70		SUB TRUST P10544206	
ACQ	110000 0000	01/27/2006	102428 70	109984 60	-7555 90	LT15
400000 0000 3M COMPANY - 88579EAE5						
SOLD		07/21/2009	425776 00		SUB TRUST P10544206	
ACQ	400000 0000	08/18/2008	425776 00	399296 00	26480 00	ST
0000 TIME WARNER INC - 887317303 - MINOR = 44						
SOLD		04/28/2009	22 21			
ACQ	0000		22 21	0 00	22 21	LT15
CHANGED 05/11/09 AW4						
3100 0000 TIME WARNER INC - 887317303 - MINOR = 44						
SOLD		06/30/2009	76631 57			
ACQ	1067 0000	02/08/2008	26376 09	37362 90	-10986 81	LT15
	2033 0000	05/05/2008	50255 48	73608 27	-23352 79	LT15
2500 0000 TIME WARNER INC - 887317303 - MINOR = 44						
SOLD		07/29/2009	66347 53			
ACQ	2500 0000	02/08/2008	66347 53	87541 95	-21194 42	LT15
2000 0000 TIME WARNER INC - 887317303 - MINOR = 44						
SOLD		10/01/2009	58038 50			
ACQ	1166 0000	02/08/2008	33836 45	40829 56	-6993 11	LT15
	834 0000	10/21/2008	24202 05	19657 39	4544 66	ST
400000 0000 TIME WARNER INC - 887317AA3						
SOLD		01/28/2009	391038 80		SUB TRUST P10544206	
ACQ	400000 0000	06/28/2007	391038 80	400440 00	-9401 20	LT15
0000 TIME WARNER CABLE INC - 88732J207 - MINOR = 44						
SOLD		04/23/2009	4 50			
ACQ	0000		4 50	0 00	4 50	LT15
CHANGED 05/11/09 AW4						

TRUST YEAR ENDING 12/31/2009

TAX PREPARER AHA
TRUST ADMINISTRATOR JL1
INVESTMENT OFFICER BA5

LEGEND F - FEDERAL S - STATE I - INHERITED
E - EXEMPT FROM STATE U - ACQ COST UNKNOWN

PROPERTY DESCRIPTION	SHARES	DATE	SALES PRICE	COST BASIS	GAIN/LOSS	TERM
800 0000 TIME WARNER CABLE INC - 88732J207 - MINOR = 44						
SOLD		06/30/2009	25247 35			
ACQ	290 0000	02/08/2008	9152 16	13329 99	-4177 83	LT15
	510 0000	05/05/2008	16095 19	24252 81	-8157 62	LT15
1500 0000 TIME WARNER CABLE INC - 88732J207 - MINOR = 44						
SOLD		07/29/2009	49121 77			
ACQ	898 0000	02/08/2008	29407 57	41277 00	-11869 43	LT15
	602 0000	10/21/2008	19714 20	18624 91	1089 29	ST
1716 0000 TIME WARNER CABLE INC - 88732J207 - MINOR = 44						
SOLD		07/29/2009	55832 54			
ACQ	343 0000	10/10/2008	11160 00	9419 24	1740 76	ST
	17 0000	10/21/2008	553 12	525 95	27 17	ST
	385 0000	12/05/2008	12526 53	10225 58	2300 95	ST
	75 0000	12/05/2008	2440 23	1968 56	471 67	ST
	519 0000	01/15/2009	16886 42	14570 55	2315 87	ST
	377 0000	02/20/2009	12266 24	8312 48	3953 76	ST
245000 0000 TRANSATLANTIC HOLDINGS - 893521AA2						
SOLD		01/20/2009	134750 00		SUB TRUST P10544206	
ACQ	245000 0000	12/07/2005	134750 00	243804 40	-109054 40	LT15
1100 0000 THE TRAVELERS COMPANIES INC - 89417E109 - MINOR = 31000						
SOLD		06/30/2009	44757 84			
ACQ	800 0000	09/16/2008	32551 16	38664 08	-6112 92	ST
	300 0000	09/16/2008	12206 68	14637 27	-2430 59	ST
1100 0000 THE TRAVELERS COMPANIES INC - 89417E109 - MINOR = 31000						
SOLD		10/01/2009	54202 20			
ACQ	900 0000	09/16/2008	44347 25	43497 09	850 16	LT15
	200 0000	10/30/2008	9854 95	8163 76	1691 19	ST
500 0000 THE TRAVELERS COMPANIES INC - 89417E109 - MINOR = 31000						
SOLD		12/11/2009	25293 64			
ACQ	500 0000	10/30/2008	25293 64	20409 40	4884 24	LT15
900 0000 THE TRAVELERS COMPANIES INC - 89417E109 - MINOR = 31000						
SOLD		12/15/2009	45510 47			
ACQ	700 0000	10/30/2008	35397 03	28573 16	6823 87	LT15
	200 0000	03/02/2009	10113 44	7307 34	2806 10	ST
700 0000 THE TRAVELERS COMPANIES INC - 89417E109 - MINOR = 31000						
SOLD		12/16/2009	35035 70			
ACQ	700 0000	03/02/2009	35035 70	25575 69	9460 01	ST
0000 TYCO INTL LTD NEW - 902124106 - MINOR = 31001						
SOLD		03/16/2009	1684 99			
ACQ	0000		1684 99	0 00	1684 99	LT15
CHANGED 05/11/09 AW4						
3200 0000 US BANCORP DEL COM NEW - 902973304 - MINOR = 31001						
SOLD		06/30/2009	56926 53			
ACQ	3200 0000	12/20/2007	56926 53	101140 48	-44213 95	LT15
2500 0000 US BANCORP DEL COM NEW - 902973304 - MINOR = 31001						
SOLD		07/29/2009	48973 71			
ACQ	2500 0000	12/20/2007	48973 71	79016 00	-30042 29	LT15
2200 0000 US BANCORP DEL COM NEW - 902973304 - MINOR = 31001						
SOLD		10/01/2009	47628 77			
ACQ	2200 0000	12/20/2007	47628 77	69534 08	-21905 31	LT15
200000 0000 UNITED PARCEL SERVICE - 911312AJ5						
SOLD		08/17/2009	224196 00		SUB TRUST P10544206	
ACQ	200000 0000	01/10/2008	224196 00	198974 00	25222 00	LT15
420000 0000 U S A BONDS - 912810DW5 - MINOR = 02011						
SOLD		07/20/2009	524653 79		SUB TRUST P10544206	
ACQ	420000 0000	04/21/2009	524653 79	549592 97	-24939 18	ST
315000 0000 UNITED STATES TREASURY BOND DD 11/15/88 9 000% DUE 11/15/18 - 912810EB0 - MINOR = 02010						
SOLD		06/24/2009	447237 22		SUB TRUST P10544206	
ACQ	315000 0000	01/28/2009	447237 22	473681 25	-26444 03	ST
935000 0000 UNITED STATES TREASURY BOND DD 11/15/88 9 000% DUE 11/15/18 - 912810EB0 - MINOR = 02010						
SOLD		08/12/2009	1320026 34		SUB TRUST P10544206	
ACQ	935000 0000	01/28/2009	1320026 34	1406006 25	-85979 91	ST
60000 0000 U S A BONDS - 912810FP8 - MINOR = 02011						
SOLD		10/06/2009	71212 26		SUB TRUST P10544206	
ACQ	60000 0000	09/30/2009	71212 26	71259 62	-47 36	ST
285000 0000 U S A BONDS - 912810PS1 - MINOR = 02011						
SOLD		09/16/2009	316464 15		SUB TRUST P10544206	
ACQ	25000 0000	02/23/2007	27760 01	27027 90	732 11	LT15
	109000 0000	01/17/2008	121033 66	128016 08	-6982 42	LT15
	151000 0000	01/17/2008	167670 48	177760 63	-10090 15	LT15
270000 0000 U S A BONDS - 912810PS1 - MINOR = 02011						
SOLD		10/16/2009	305051 55		SUB TRUST P10544206	
ACQ	270000 0000	02/23/2007	305051 55	291901 28	13150 27	LT15
120000 0000 U S A NOTES - 912810PX0						
SOLD		01/29/2009	139101 08		SUB TRUST P10544206	
ACQ	25000 0000	12/30/2008	28979 39	34449 32	-5469 93	ST
	95000 0000	01/09/2009	110121 69	121236 71	-11115 02	ST
440000 0000 U S A NOTES - 912810PX0						
SOLD		02/02/2009	518149 80		SUB TRUST P10544206	
ACQ	10000 0000	09/08/2008	11776 13	10232 85	1543 28	ST
	145000 0000	09/23/2008	170753 91	147379 49	23374 42	ST
	115000 0000	01/29/2009	135425 52	137119 99	-1694 47	ST
	170000 0000	01/09/2009	200194 24	216949 90	-16755 66	ST

TRUST YEAR ENDING 12/31/2009

TAX PREPARER AHA
TRUST ADMINISTRATOR JL1
INVESTMENT OFFICER BA5

LEGEND F - FEDERAL S - STATE I - INHERITED
E - EXEMPT FROM STATE U - ACQ COST UNKNOWN

PROPERTY DESCRIPTION	SHARES	DATE	SALES PRICE	COST BASIS	GAIN/LOSS	TERM
50000 0000 U S A NOTES - 912810PX0						
SOLD		03/03/2009	57679 49		SUB TRUST P10544206	
ACQ	50000 0000	02/25/2009	57679 49	58080 28	-400 79	ST
85000 0000 U S A NOTES - 912810PX0						
SOLD		03/17/2009	95269 39		SUB TRUST P10544206	
ACQ	30000 0000	02/04/2009	33624 49	34279 81	-655 32	ST
	55000 0000	02/25/2009	61644 90	63888 30	-2243 40	ST
80000 0000 U S A NOTES - 912810PX0						
SOLD		06/02/2009	79459 05		SUB TRUST P10544206	
ACQ	80000 0000	02/04/2009	79459 05	91412 82	-11953 77	ST
75000 0000 U S A NOTES - 912810PX0						
SOLD		06/25/2009	77358 10		SUB TRUST P10544206	
ACQ	75000 0000	02/04/2009	77358 10	85699 52	-8341 42	ST
75000 0000 U S A NOTES - 912810PX0						
SOLD		06/26/2009	77566 11		SUB TRUST P10544206	
ACQ	20000 0000	02/04/2009	20684 30	22853 20	-2168 90	ST
	55000 0000	03/03/2009	56881 81	62839 87	-5958 06	ST
50000 0000 U S A NOTES - 912810PX0						
SOLD		07/22/2009	50491 99		SUB TRUST P10544206	
ACQ	50000 0000	03/03/2009	50491 99	57127 15	-6635 16	ST
85000 0000 U S A NOTES - 912810PX0						
SOLD		08/24/2009	87689 11		SUB TRUST P10544206	
ACQ	65000 0000	04/30/2009	67056 38	70096 16	-3039 78	ST
	20000 0000	03/03/2009	20632 73	22850 86	-2218 13	ST
130000 0000 U S A NOTES - 912810PX0						
SOLD		09/16/2009	134813 54		SUB TRUST P10544206	
ACQ	130000 0000	04/30/2009	134813 54	140192 31	-5378 77	ST
520000 0000 U S A NOTES - 912810PX0						
SOLD		09/22/2009	546038 55		SUB TRUST P10544206	
ACQ	90000 0000	04/30/2009	94506 67	97056 22	-2549 55	ST
	260000 0000	08/31/2009	273019 28	274118 23	-1098 95	ST
	95000 0000	09/16/2009	99757 04	99553 70	203 34	ST
	75000 0000	09/17/2009	78755 56	79028 62	-273 06	ST
195000 0000 U S A NOTES - 912810PX0						
SOLD		10/02/2009	211155 27		SUB TRUST P10544206	
ACQ	25000 0000	08/17/2009	27071 19	25778 42	1292 77	ST
	170000 0000	09/16/2009	184084 08	178148 73	5935 35	ST
60000 0000 U S A NOTES - 912810PX0						
SOLD		12/14/2009	60191 95		SUB TRUST P10544206	
ACQ	60000 0000	10/16/2009	60191 95	62390 87	-2198 92	ST
355000 0000 U S A NOTES - 912828FU9 - MINOR = 02111						
SOLD		02/04/2009	384480 45		SUB TRUST P10544206	
ACQ	170000 0000	12/17/2008	184117 40	187943 54	-3826 14	ST
	185000 0000	12/30/2008	200363 05	203038 12	-2675 07	ST
680000 0000 U S A NOTES - 912828FU9 - MINOR = 02111						
SOLD		02/06/2009	736655 53		SUB TRUST P10544206	
ACQ	680000 0000	12/30/2008	736655 53	746302 28	-9646 75	ST
3605000 0000 U S A NOTES - 912828FU9 - MINOR = 02111						
SOLD		03/03/2009	3911425 00		SUB TRUST P10544206	
ACQ	1160000 0000	12/22/2008	1258600 00	1272560 14	-13960 14	ST
	845000 0000	12/29/2008	916825 00	926796 19	-9971 19	ST
	455000 0000	12/30/2008	493675 00	499364 02	-5689 02	ST
	1145000 0000	02/02/2009	1242325 00	1243760 09	-1435 09	ST
385000 0000 U S A NOTES - 912828JQ4						
SOLD		01/23/2009	406083 48		SUB TRUST P10544206	
ACQ	385000 0000	12/23/2008	406083 48	409785 67	-3702 19	ST
1575000 0000 U S A NOTES - 912828JQ4						
SOLD		02/02/2009	1650360 93		SUB TRUST P10544206	
ACQ	525000 0000	12/23/2008	550120 31	558798 63	-8678 32	ST
	1050000 0000	12/04/2008	1100240 62	1076991 80	23248 82	ST
CHANGED 11/02/10 KJ						
1485000 0000 U S A NOTES - 912828JR2						
SOLD		01/28/2009	1636510 47		SUB TRUST P10544206	
ACQ	130000 0000	12/31/2008	143263 54	147672 40	-4408 86	ST
	1355000 0000	11/20/2008	1493246 93	1423173 44	70073 49	ST
2331000 0000 U S A NOTES - 912828JR2						
SOLD		03/03/2009	2490618 87		SUB TRUST P10544206	
ACQ	1025000 0000	11/18/2008	1095188 48	1043902 54	51285 94	ST
	210000 0000	01/30/2009	224380 08	226242 19	-1862 11	ST
	851000 0000	11/20/2008	909273 56	893815 94	15457 62	ST
	140000 0000	01/29/2009	149586 72	152611 50	-3024 78	ST
	105000 0000	02/04/2009	112190 04	112239 68	-49 64	ST
445000 0000 U S A TREASURY NOTES - 912828JW1						
SOLD		02/02/2009	439922 73		SUB TRUST P10544206	
ACQ	180000 0000	01/05/2009	177946 27	178094 53	-148 26	ST
	265000 0000	01/09/2009	261976 46	264316 80	-2340 34	ST
2260000 0000 U S A TREASURY NOTES - 912828JZ4						
SOLD		03/03/2009	2248868 99		SUB TRUST P10544206	
ACQ	1860000 0000	02/02/2009	1850839 08	1855646 86	-4807 78	ST
	265000 0000	02/04/2009	263694 82	262640 73	1054 09	ST
	135000 0000	02/18/2009	134335 09	134641 41	-306 32	ST
440000 0000 U S A TREASURY NOTES - 912828KC3						
SOLD		03/26/2009	441306 25		SUB TRUST P10544206	
ACQ	440000 0000	03/03/2009	441306 25	441065 62	240 63	ST

TRUST YEAR ENDING 12/31/2009

TAX PREPARER AHA
TRUST ADMINISTRATOR JL1
INVESTMENT OFFICER BA5

LEGEND F - FEDERAL S - STATE I - INHERITED
E - EXEMPT FROM STATE U - ACQ COST UNKNOWN

PROPERTY DESCRIPTION	SHARES	DATE	SALES PRICE	COST BASIS	GAIN/LOSS	TERM
665000 0000 U S A TREASURY NOTES - 912828KC3						
SOLD		04/02/2009	668426 68		SUB TRUST P10544206	
ACQ	665000 0000	03/03/2009	668426 68	666610 55	1816 13	ST
370000 0000 U S A TREASURY NOTES - 912828KC3						
SOLD		04/30/2009	371010 48		SUB TRUST P10544206	
ACQ	370000 0000	03/03/2009	371010 48	370896 09	114 39	ST
965000 0000 U S A TREASURY NOTES - 912828KC3						
SOLD		06/15/2009	959417 86		SUB TRUST P10544206	
ACQ	965000 0000	03/03/2009	959417 86	967337 11	-7919 25	ST
420000 0000 U S A TREASURY NOTES - 912828KC3						
SOLD		07/07/2009	421229 06		SUB TRUST P10544206	
ACQ	420000 0000	03/03/2009	421229 06	421017 19	211 87	ST
1670000 0000 U S A TREASURY NOTES - 912828KC3						
SOLD		07/27/2009	1667124 09		SUB TRUST P10544206	
ACQ	1670000 0000	03/03/2009	1667124 09	1674044 53	-6920 44	ST
320000 0000 U S A NOTES - 912828KD1						
SOLD		03/31/2009	321186 22		SUB TRUST P10544206	
ACQ	320000 0000	02/20/2009	321186 22	319401 28	1784 94	ST
370000 0000 U S A NOTES - 912828KD1						
SOLD		04/07/2009	364954 38		SUB TRUST P10544206	
ACQ	370000 0000	02/20/2009	364954 38	369307 73	-4353 35	ST
295000 0000 U S A NOTES - 912828KD1						
SOLD		04/14/2009	294226 75		SUB TRUST P10544206	
ACQ	295000 0000	02/20/2009	294226 75	294448 06	-221 31	ST
440000 0000 U S A NOTES - 912828KD1						
SOLD		04/15/2009	438365 43		SUB TRUST P10544206	
ACQ	440000 0000	02/20/2009	438365 43	439176 76	-811 33	ST
745000 0000 U S A NOTES - 912828KD1						
SOLD		04/21/2009	741798 83		SUB TRUST P10544206	
ACQ	40000 0000	02/20/2009	39828 13	39925 16	-97 03	ST
	705000 0000	03/03/2009	701970 70	693543 75	8426 95	ST
120000 0000 U S A NOTES - 912828KD1						
SOLD		05/27/2009	112002 65		SUB TRUST P10544206	
ACQ	120000 0000	03/03/2009	112002 65	118050 00	-6047 35	ST
80000 0000 U S A NOTES - 912828KD1						
SOLD		05/28/2009	73712 18		SUB TRUST P10544206	
ACQ	80000 0000	03/03/2009	73712 18	78700 00	-4987 82	ST
80000 0000 U S A NOTES - 912828KD1						
SOLD		05/28/2009	73774 68		SUB TRUST P10544206	
ACQ	80000 0000	03/03/2009	73774 68	78700 00	-4925 32	ST
340000 0000 U S A NOTES - 912828KD1						
SOLD		06/09/2009	309451 77		SUB TRUST P10544206	
ACQ	340000 0000	03/03/2009	309451 77	334475 00	-25023 23	ST
165000 0000 U S A NOTES - 912828KD1						
SOLD		06/09/2009	150117 11		SUB TRUST P10544206	
ACQ	165000 0000	03/03/2009	150117 11	162318 75	-12201 64	ST
200000 0000 U S A NOTES - 912828KD1						
SOLD		06/22/2009	184803 89		SUB TRUST P10544206	
ACQ	200000 0000	03/03/2009	184803 89	196750 00	-11946 11	ST
120000 0000 U S A NOTES - 912828KD1						
SOLD		07/13/2009	114533 90		SUB TRUST P10544206	
ACQ	120000.0000	03/03/2009	114533 90	118050 00	-3516 10	ST
130000 0000 U S A NOTES - 912828KD1						
SOLD		07/14/2009	122940 89		SUB TRUST P10544206	
ACQ	130000 0000	03/03/2009	122940 89	127887 50	-4946 61	ST
55000 0000 U S A NOTES - 912828KD1						
SOLD		07/14/2009	52019 90		SUB TRUST P10544206	
ACQ	55000 0000	03/03/2009	52019 90	54106 25	-2086 35	ST
325000 0000 U S A NOTES - 912828KD1						
SOLD		07/22/2009	304394 21		SUB TRUST P10544206	
ACQ	325000 0000	03/03/2009	304394 21	319718 75	-15324 54	ST
110000 0000 U S A NOTES - 912828KD1						
SOLD		08/13/2009	102531 59		SUB TRUST P10544206	
ACQ	110000 0000	03/03/2009	102531 59	108212 50	-5680 91	ST
80000 0000 U S A NOTES - 912828KD1						
SOLD		08/14/2009	75152 80		SUB TRUST P10544206	
ACQ	80000 0000	03/03/2009	75152 80	78700 00	-3547 20	ST
490000 0000 U S A NOTES - 912828KD1						
SOLD		08/19/2009	463813 67		SUB TRUST P10544206	
ACQ	55000 0000	02/26/2009	52060 72	53968 75	-1908 03	ST
	375000 0000	02/27/2009	354959 44	365509 31	-10549 87	ST
	60000 0000	03/03/2009	56793 51	59025 00	-2231 49	ST
120000 0000 U S A NOTES - 912828KD1						
SOLD		08/20/2009	113451 08		SUB TRUST P10544206	
ACQ	55000 0000	04/30/2009	51998 41	53264 28	-1265 87	ST
	65000 0000	02/27/2009	61452 67	63354 95	-1902 28	ST
245000 0000 U S A NOTES - 912828KD1						
SOLD		09/01/2009	231045 50		SUB TRUST P10544206	
ACQ	245000 0000	04/30/2009	231045 50	237268 17	-6222 67	ST
220000 0000 U S A NOTES - 912828KD1						
SOLD		09/03/2009	209205 37		SUB TRUST P10544206	
ACQ	5000 0000	04/30/2009	4754 67	4842 21	-87 54	ST
	130000 0000	05/01/2009	123621 36	125364 19	-1742 84	ST
	85000 0000	07/31/2009	80829 35	79835 66	993 69	ST

TRUST YEAR ENDING 12/31/2009

TAX PREPARER AHA
TRUST ADMINISTRATOR JL1
INVESTMENT OFFICER BA5

LEGEND F - FEDERAL S - STATE I - INHERITED
E - EXEMPT FROM STATE U - ACQ COST UNKNOWN

PROPERTY DESCRIPTION	SHARES	DATE	SALES PRICE	COST BASIS	GAIN/LOSS	TERM
125000 0000 U S A NOTES - 912828KD1						
SOLD		09/09/2009	117636 22		SUB TRUST P10544206	
ACQ	125000 0000	09/02/2009	117636 22	118711 44	-1075 22	ST
165000 0000 U S A NOTES - 912828KD1						
SOLD		09/17/2009	156349 73		SUB TRUST P10544206	
ACQ	105000 0000	09/02/2009	99495 28	99717 61	-222 33	ST
	60000 0000	07/31/2009	56854 45	56369 38	485 07	ST
1375000 0000 U S A NOTES - 912828KD1						
SOLD		09/22/2009	1297167 35		SUB TRUST P10544206	
ACQ	140000 0000	09/17/2009	132075 22	132289 62	-214 40	ST
	345000 0000	07/31/2009	325471 08	324154 27	1316 81	ST
	890000 0000	08/12/2009	839621 05	823594 91	16026 14	ST
90000 0000 U S A NOTES - 912828KD1						
SOLD		10/02/2009	86603 55		SUB TRUST P10544206	
ACQ	90000 0000	09/25/2009	86603 55	85800 75	802 80	ST
130000 0000 U S A NOTES - 912828KD1						
SOLD		10/13/2009	123986 98		SUB TRUST P10544206	
ACQ	130000 0000	09/25/2009	123986 98	123950 38	36 60	ST
115000 0000 U S A NOTES - 912828KD1						
SOLD		10/29/2009	108297 20		SUB TRUST P10544206	
ACQ	115000 0000	09/25/2009	108297 20	109623 31	-1326 11	ST
620000 0000 U S A NOTES - 912828KD1						
SOLD		11/16/2009	589699 86		SUB TRUST P10544206	
ACQ	205000 0000	09/25/2009	194981 41	195415 47	-434 06	ST
	415000 0000	08/12/2009	394718 45	384532 05	10186 40	ST
675000 0000 U S A NOTES - 912828KD1						
SOLD		11/20/2009	644226 79		SUB TRUST P10544206	
ACQ	675000 0000	08/12/2009	644226 79	625531 73	18695 06	ST
615000 0000 U S A NOTES - 912828KF6						
SOLD		03/13/2009	614997 94		SUB TRUST P10544206	
ACQ	615000 0000	03/03/2009	614997 94	614569 64	428 30	ST
655000 0000 U S A NOTES - 912828KF6						
SOLD		04/23/2009	654588 43		SUB TRUST P10544206	
ACQ	655000 0000	03/27/2009	654588 43	658584 23	-3995 80	ST
185000 0000 U S A NOTES - 912828KF6						
SOLD		04/28/2009	184840 40		SUB TRUST P10544206	
ACQ	175000 0000	03/03/2009	174849 03	174877 54	-28 51	ST
	10000 0000	03/27/2009	9991 37	10054 72	-63 35	ST
135000 0000 U S A TREASURY NOTES - 912828KJ8						
SOLD		05/06/2009	133196 03		SUB TRUST P10544206	
ACQ	135000 0000	04/15/2009	133196 03	135174 47	-1978 44	ST
135000 0000 U S A TREASURY NOTES - 912828KJ8						
SOLD		05/08/2009	132642 32		SUB TRUST P10544206	
ACQ	135000 0000	04/15/2009	132642 32	135174 48	-2532 16	ST
410000 0000 U S A TREASURY NOTES - 912828KJ8						
SOLD		05/08/2009	402967 77		SUB TRUST P10544206	
ACQ	280000 0000	04/09/2009	275197 50	278436 87	-3239 37	ST
	130000 0000	04/15/2009	127770 27	130168 01	-2397 74	ST
625000 0000 U S A TREASURY NOTES - 912828KJ8						
SOLD		05/22/2009	613035 02		SUB TRUST P10544206	
ACQ	505000 0000	04/08/2009	495332 30	502180 79	-6848 49	ST
	120000 0000	04/09/2009	117702 72	119330 09	-1627 37	ST
280000 0000 U S A TREASURY NOTES - 912828KJ8						
SOLD		06/02/2009	270997 50		SUB TRUST P10544206	
ACQ	280000 0000	04/08/2009	270997 50	278436 88	-7439 38	ST
185000 0000 U S A TREASURY NOTES - 912828KJ8						
SOLD		06/03/2009	179630 04		SUB TRUST P10544206	
ACQ	185000 0000	04/08/2009	179630 04	183967 22	-4337 18	ST
205000 0000 U S A TREASURY NOTES - 912828KJ8						
SOLD		07/01/2009	198336 81		SUB TRUST P10544206	
ACQ	205000 0000	04/08/2009	198336 81	203855 57	-5518 76	ST
175000 0000 U S A TREASURY NOTES - 912828KJ8						
SOLD		07/14/2009	171157 62		SUB TRUST P10544206	
ACQ	175000 0000	04/08/2009	171157 62	174023 05	-2865 43	ST
575000 0000 U S A TREASURY NOTES - 912828KJ8						
SOLD		07/22/2009	561094 75		SUB TRUST P10544206	
ACQ	575000 0000	04/08/2009	561094 75	571790 01	-10695 26	ST
335000 0000 U S A TREASURY NOTES - 912828KJ8						
SOLD		07/22/2009	326937 94		SUB TRUST P10544206	
ACQ	150000 0000	04/08/2009	146390 12	149162 61	-2772 49	ST
	185000 0000	04/29/2009	180547 82	183316 83	-2769 01	ST
215000 0000 U S A TREASURY NOTES - 912828KJ8						
SOLD		07/27/2009	207961 39		SUB TRUST P10544206	
ACQ	215000 0000	04/29/2009	207961 39	213043 88	-5082 49	ST
290000 0000 U S A TREASURY NOTES - 912828KJ8						
SOLD		07/30/2009	279939 65		SUB TRUST P10544206	
ACQ	290000 0000	04/29/2009	279939 65	287361 52	-7421 87	ST
220000 0000 U S A TREASURY NOTES - 912828KJ8						
SOLD		08/06/2009	212075 83		SUB TRUST P10544206	
ACQ	220000 0000	04/29/2009	212075 83	217998 39	-5922 56	ST
230000 0000 U S A TREASURY NOTES - 912828KJ8						
SOLD		08/07/2009	220412 90		SUB TRUST P10544206	
ACQ	230000 0000	04/29/2009	220412 90	227907 41	-7494 51	ST

TAX PREPARER AHA
TRUST ADMINISTRATOR JL1
INVESTMENT OFFICER BA5

LEGEND F - FEDERAL S - STATE I - INHERITED
E - EXEMPT FROM STATE U - ACQ COST UNKNOWN

PROPERTY DESCRIPTION	SHARES	DATE	SALES PRICE	COST BASIS	GAIN/LOSS	TERM
110000 0000 U S A TREASURY NOTES - 912828KJ8						
SOLD		08/12/2009	105999 24		SUB TRUST P10544206	
ACQ	110000 0000	04/29/2009	105999 24	108999 20	-2999 96	ST
285000 0000 U S A NOTES - 912828KK5						
SOLD		07/16/2009	284776 39		SUB TRUST P10544206	
ACQ	285000 0000	04/15/2009	284776 39	286303 50	-1527 11	ST
140000 0000 U S A NOTES - 912828KK5						
SOLD		07/27/2009	139441 72		SUB TRUST P10544206	
ACQ	140000 0000	04/15/2009	139441 72	140640 31	-1198 59	ST
350000 0000 U S A TREASURY NOTES - 912828KN9						
SOLD		07/07/2009	342848 44		SUB TRUST P10544206	
ACQ	155000 0000	06/19/2009	151832 88	148393 00	3439 88	ST
	195000 0000	06/25/2009	191015 56	188017 02	2998 54	ST
1110000 0000 U S A TREASURY NOTES - 912828KN9						
SOLD		08/12/2009	1073140 81		SUB TRUST P10544206	
ACQ	985000 0000	06/09/2009	952291 62	943482 20	8809 42	ST
	125000 0000	06/19/2009	120849 19	119780 96	1068 23	ST
390000 0000 U S A TREASURY NOTES - 912828KP4						
SOLD		08/26/2009	389252 21		SUB TRUST P10544206	
ACQ	390000 0000	07/27/2009	389252 21	387880 50	1371 71	ST
965000 0000 U S A TREASURY NOTES - 912828KP4						
SOLD		09/03/2009	967409 27		SUB TRUST P10544206	
ACQ	965000 0000	07/27/2009	967409 27	959776 81	7632 46	ST
775000 0000 U S A TREASURY NOTES - 912828KP4						
SOLD		09/08/2009	775992 24		SUB TRUST P10544206	
ACQ	315000 0000	07/27/2009	315403 30	313314 08	2089 22	ST
	460000 0000	07/29/2009	460588 94	457070 39	3518 55	ST
160000 0000 U S A NOTES - 912828KQ2						
SOLD		08/05/2009	153105 61		SUB TRUST P10544206	
ACQ	40000 0000	06/12/2009	38276 40	37852 13	424 27	ST
	120000 0000	06/19/2009	114829 21	113275 25	1553 96	ST
130000 0000 U S A NOTES - 912828KQ2						
SOLD		08/11/2009	123753 39		SUB TRUST P10544206	
ACQ	95000 0000	06/09/2009	90435 17	89571 44	863 73	ST
	35000 0000	06/19/2009	33318 22	33041 91	276 31	ST
155000 0000 U S A NOTES - 912828KQ2						
SOLD		08/11/2009	147836 68		SUB TRUST P10544206	
ACQ	155000 0000	06/09/2009	147836 68	146142 89	1693 79	ST
615000 0000 U S A NOTES - 912828KQ2						
SOLD		08/14/2009	595490 51		SUB TRUST P10544206	
ACQ	315000 0000	06/08/2009	305007 33	296641 85	8365 48	ST
	300000 0000	06/09/2009	290483 18	282881 25	7601 93	ST
565000 0000 U S A NOTES - 912828KT6						
SOLD		07/20/2009	538469 22		SUB TRUST P10544206	
ACQ	565000 0000	03/31/2009	538469 22	568356 95	-29887 73	ST
515000 0000 U S A NOTES - 912828KT6						
SOLD		07/29/2009	488161 61		SUB TRUST P10544206	
ACQ	20000 0000	03/31/2009	18957 73	20118 83	-1161 10	ST
	495000 0000	04/21/2009	469203 88	496198 83	-26994 95	ST
410000 0000 U S A NOTES - 912828KW9						
SOLD		07/29/2009	409533 91		SUB TRUST P10544206	
ACQ	410000 0000	05/29/2009	409533 91	414566 09	-5032 18	ST
395000 0000 U S A NOTES - 912828KW9						
SOLD		08/12/2009	394041 78		SUB TRUST P10544206	
ACQ	395000 0000	05/29/2009	394041 78	399399 04	-5357 26	ST
210000 0000 U S TREAS NTS 2 625% 6/30/14 - 912828KY5 - MINOR = 15						
SOLD		08/11/2009	209539 92		SUB TRUST P10544206	
ACQ	210000 0000	07/21/2009	209539 92	211255 78	-1715 86	ST
1080000 0000 U S TREAS NTS 2 625% 6/30/14 - 912828KY5 - MINOR = 15						
SOLD		08/12/2009	1076705 76		SUB TRUST P10544206	
ACQ	670000 0000	07/20/2009	667956 35	673901 85	-5945 50	ST
	135000 0000	07/21/2009	134588 22	135807 29	-1219 07	ST
	275000 0000	07/29/2009	274161 19	274796 82	-635 63	ST
120000 0000 U S TREAS NTS 2 625% 6/30/14 - 912828KY5 - MINOR = 15						
SOLD		10/08/2009	122755 85		SUB TRUST P10544206	
ACQ	120000 0000	10/02/2009	122755 85	122723 84	32 01	ST
210000 0000 U S TREAS NTS 2 625% 6/30/14 - 912828KY5 - MINOR = 15						
SOLD		10/19/2009	213337 97		SUB TRUST P10544206	
ACQ	210000 0000	10/02/2009	213337 97	214766 72	-1428 75	ST
190000 0000 U S TREAS NTS 2 625% 6/30/14 - 912828KY5 - MINOR = 15						
SOLD		10/20/2009	193643 50		SUB TRUST P10544206	
ACQ	190000 0000	10/02/2009	193643 50	194312 74	-669 24	ST
595000 0000 U S A T NOTES - 912828KZ2						
SOLD		08/12/2009	592440 98		SUB TRUST P10544206	
ACQ	595000 0000	06/30/2009	592440 98	596745 54	-4304 56	ST
640000 0000 U S A NOTES - 912828LB4						
SOLD		09/22/2009	641372 86		SUB TRUST P10544206	
ACQ	640000 0000	07/20/2009	641372 86	638802 14	2570 72	ST
430000 0000 U S A NOTES - 912828LB4						
SOLD		10/01/2009	432786 84		SUB TRUST P10544206	
ACQ	430000 0000	07/20/2009	432786 84	429195 19	3591 65	ST
175000 0000 U S A NOTES - 912828LC2						
SOLD		08/18/2009	176250 39		SUB TRUST P10544206	
ACQ	175000 0000	08/12/2009	176250 39	174358 01	1892 38	ST

TRUST YEAR ENDING 12/31/2009

TAX PREPARER AHA
TRUST ADMINISTRATOR JL1
INVESTMENT OFFICER BA5

LEGEND F - FEDERAL S - STATE I - INHERITED
E - EXEMPT FROM STATE U - ACQ COST UNKNOWN

PROPERTY DESCRIPTION	SHARES	DATE	SALES PRICE	COST BASIS	GAIN/LOSS	TERM
815000 0000 U S A NOTES - 912828LC2						
SOLD		08/19/2009	824866 41		SUB TRUST P10544206	
ACQ	815000 0000	08/12/2009	824866 41	812010 15	12856 26	ST
135000 0000 U S A NOTES - 912828LC2						
SOLD		08/19/2009	136270 45		SUB TRUST P10544206	
ACQ	135000 0000	08/12/2009	136270 45	134504 75	1765 70	ST
275000 0000 U S A NOTES - 912828LC2						
SOLD		08/25/2009	276653 38		SUB TRUST P10544206	
ACQ	275000 0000	08/12/2009	276653 38	273991 16	2662 22	ST
410000 0000 U S A NOTES - 912828LC2						
SOLD		09/01/2009	414483 00		SUB TRUST P10544206	
ACQ	410000 0000	08/12/2009	414483 00	408495 90	5987 10	ST
245000 0000 U S A NOTES - 912828LC2						
SOLD		09/09/2009	247640 59		SUB TRUST P10544206	
ACQ	245000 0000	08/12/2009	247640 59	244101 21	3539 38	ST
195000 0000 U S A NOTES - 912828LC2						
SOLD		09/11/2009	198602 28		SUB TRUST P10544206	
ACQ	195000 0000	08/12/2009	198602 28	194284 64	4317 64	ST
200000 0000 U S A NOTES - 912828LJ7						
SOLD		11/20/2009	204202 33		SUB TRUST P10544206	
ACQ	175000 0000	09/29/2009	178677 04	179826 87	-1149 83	ST
	25000 0000	10/30/2009	25525 29	25475 69	49 60	ST
215000 0000 U S A NOTES - 912828LJ7						
SOLD		12/02/2009	220416 13		SUB TRUST P10544206	
ACQ	25000 0000	10/15/2009	25629 78	25335 06	294 72	ST
	190000 0000	10/30/2009	194786 35	193615 21	1171 14	ST
65000 0000 U S A TREASURY NOTES - 912828LK4						
SOLD		09/11/2009	65385 72		SUB TRUST P10544206	
ACQ	65000 0000	09/01/2009	65385 72	64924 05	461 67	ST
105000 0000 U S A TREASURY NOTES - 912828LK4						
SOLD		09/22/2009	104753 55		SUB TRUST P10544206	
ACQ	105000 0000	09/17/2009	104753 55	104967 54	-213 99	ST
380000 0000 U S A TREASURY NOTES - 912828LK4						
SOLD		09/22/2009	379137 79		SUB TRUST P10544206	
ACQ	345000 0000	09/01/2009	344217 20	344596 85	-379 65	ST
	35000 0000	09/17/2009	34920 59	34989 18	-68 59	ST
205000 0000 U S A NOTES - 912828LM0						
SOLD		09/22/2009	204126 46		SUB TRUST P10544206	
ACQ	205000 0000	09/08/2009	204126 46	204310 83	-184 37	ST
1230000 0000 U S A NOTES - 912828LM0						
SOLD		10/01/2009	1229851 74		SUB TRUST P10544206	
ACQ	485000 0000	09/08/2009	484941 54	483369 53	1572 01	ST
	745000 0000	09/17/2009	744910 20	740977 96	3932 24	ST
415000 0000 U S A NOTES - 912828LM0						
SOLD		10/08/2009	415533 57		SUB TRUST P10544206	
ACQ	410000 0000	10/02/2009	410527 14	410209 58	317 56	ST
	5000 0000	09/17/2009	5006 43	4973 19	33 24	ST
125000 0000 U S A NOTES - 912828LM0						
SOLD		10/20/2009	124916 57		SUB TRUST P10544206	
ACQ	125000 0000	09/17/2009	124916 57	124337 04	579 53	ST
125000 0000 U S A NOTES - 912828LQ1						
SOLD		10/20/2009	125497 63		SUB TRUST P10544206	
ACQ	125000 0000	10/08/2009	125497 63	126196 71	-699 08	ST
535000 0000 U S A NOTES - 912828LQ1						
SOLD		11/20/2009	541184 15		SUB TRUST P10544206	
ACQ	130000 0000	10/08/2009	131502 69	131244 57	258 12	ST
	120000 0000	10/16/2009	121387 10	119958 21	1428 89	ST
	285000 0000	10/29/2009	288294 36	284366 38	3927 98	ST
150000 0000 U S A NOTES - 912828LS7						
SOLD		11/20/2009	151493 64		SUB TRUST P10544206	
ACQ	150000 0000	11/03/2009	151493 64	150076 67	1416 97	ST
170000 0000 U S A NOTES - 912828LS7						
SOLD		12/17/2009	171393 96		SUB TRUST P10544206	
ACQ	170000 0000	11/30/2009	171393 96	173233 98	-1840 02	ST
275000 0000 U S A NOTES - 912828LX6						
SOLD		12/17/2009	276019 59		SUB TRUST P10544206	
ACQ	275000 0000	11/17/2009	276019 59	275827 15	192 44	ST
1500 0000 UNITED TECHNOLOGIES CORP - 913017109 - MINOR = 31001						
SOLD		02/06/2009	73657 33			
ACQ	1500 0000	03/18/2003	73657 33	46178 63	27478 70	LT15
1500 0000 UNITED TECHNOLOGIES CORP - 913017109 - MINOR = 31001						
SOLD		06/30/2009	76920 12			
ACQ	260 0000	08/15/2002	13332 82	7821 35	5511 47	LT15
	1240 0000	03/18/2003	63587 30	38174 33	25412 97	LT15
1300 0000 UNITED TECHNOLOGIES CORP - 913017109 - MINOR = 31001						
SOLD		07/29/2009	68830 36			
ACQ	1300 0000	08/15/2002	68830 36	39106 73	29723 63	LT15
1000 0000 UNITED TECHNOLOGIES CORP - 913017109 - MINOR = 31001						
SOLD		10/01/2009	60858 43			
ACQ	1000 0000	08/15/2002	60858 43	30082 10	30776 33	LT15
0000 UNITEDHEALTH GROUP INC - 91324P102 - MINOR = 31000						
SOLD		12/22/2009	2585 26		SUB TRUST P10544206	
ACQ	0000		2585 26	0 00	2585 26	LT15

CHANGED 01/05/10 AW4

TAX PREPARER AHA
TRUST ADMINISTRATOR JL1
INVESTMENT OFFICER BA5

LEGEND F - FEDERAL S - STATE I - INHERITED
E - EXEMPT FROM STATE U - ACQ COST UNKNOWN

PROPERTY DESCRIPTION	SHARES	DATE	SALES PRICE	COST BASIS	GAIN/LOSS	TERM
210000 0000 UNITEDHEALTH GROUP INC - 91324PBE1						
SOLD		02/04/2009	185010 00		SUB TRUST P10544206	
ACQ	210000 0000	11/05/2008	185010 00	151590 67	33419 33	ST
1700 0000 URBAN OUTFITTERS INC - 917047102 - MINOR = 31000						
SOLD		06/30/2009	35435 07			
ACQ	1700 0000	04/01/2009	35435 07	26294 92	9140 15	ST
1240 0000 URBAN OUTFITTERS INC - 917047102 - MINOR = 31000						
SOLD		08/13/2009	35729 76			
ACQ	840 0000	01/14/2009	24204 03	12128 42	12075 61	ST
	400 0000	04/01/2009	11525 73	6187 04	5338 69	ST
760 0000 URBAN OUTFITTERS INC - 917047102 - MINOR = 31000						
SOLD		08/13/2009	21624 37			
ACQ	760 0000	01/14/2009	21624 37	10973 34	10651 03	ST
1000 0000 URBAN OUTFITTERS INC - 917047102 - MINOR = 31000						
SOLD		09/24/2009	30256 00			
ACQ	1000 0000	01/14/2009	30256 00	14438 60	15817 40	ST
500 0000 URBAN OUTFITTERS INC - 917047102 - MINOR = 31000						
SOLD		10/01/2009	14980 71			
ACQ	500 0000	01/14/2009	14980 71	7219 30	7761 41	ST
900 0000 V F CORP - 918204108 - MINOR = 31001						
SOLD		07/29/2009	57129 88			
ACQ	900 0000	04/29/2009	57129 88	51918 30	5211 58	ST
100 0000 V F CORP - 918204108 - MINOR = 31001						
SOLD		10/01/2009	7145 81			
ACQ	100 0000	04/29/2009	7145 81	5768 70	1377 11	ST
200000 0000 VEOLIA ENVIRONMENT - 92334NAB9						
SOLD		09/29/2009	215146 00		SUB TRUST P10544206	
ACQ	200000 0000	05/21/2008	215146 00	199240 00	15906 00	LT15
3200 0000 VERIZON COMMUNICATIONS - 92343V104 - MINOR = 31001						
SOLD		06/30/2009	97757 48			
ACQ	700 0000	04/21/1995	21384 45	18812 56	2571 89	LT15
	2500 0000	02/27/2008	76373 03	91220 63	-14847 60	LT15
2800 0000 VERIZON COMMUNICATIONS - 92343V104 - MINOR = 31001						
SOLD		07/29/2009	88925 68			
ACQ	2800 0000	04/21/1995	88925 68	75250 23	13675 45	LT15
2200 0000 VERIZON COMMUNICATIONS - 92343V104 - MINOR = 31001						
SOLD		10/01/2009	66416 29			
ACQ	2200 0000	04/21/1995	66416 29	59125 18	7291 11	LT15
160000 0000 VIACOM INC - 92553PAE2						
SOLD		11/03/2009	163592 00		SUB TRUST P10544206	
ACQ	160000 0000	08/19/2009	163592 00	158865 60	4726 40	ST
534 4500 WASHINGTON MUTUAL - 92922F5T1 - MINOR = 31000						
SOLD		01/26/2009	534 45		SUB TRUST P10544206	
ACQ	534 4500	06/21/2007	534 45	534 70	-0 25	LT15
1843 1500 WASHINGTON MUTUAL - 92922F5T1 - MINOR = 31000						
SOLD		02/25/2009	1843 15		SUB TRUST P10544206	
ACQ	1843 1500	06/21/2007	1843 15	1844 01	-0 86	LT15
582 4800 WASHINGTON MUTUAL - 92922F5T1 - MINOR = 31000						
SOLD		03/25/2009	582 48		SUB TRUST P10544206	
ACQ	582 4800	06/21/2007	582 48	582 75	-0 27	LT15
1768 8900 WASHINGTON MUTUAL - 92922F5T1 - MINOR = 31000						
SOLD		04/27/2009	1768 89		SUB TRUST P10544206	
ACQ	1768 8900	06/21/2007	1768 89	1769 72	-0 83	LT15
1899 8600 WASHINGTON MUTUAL - 92922F5T1 - MINOR = 31000						
SOLD		05/26/2009	1899 86		SUB TRUST P10544206	
ACQ	1899 8600	06/21/2007	1899 86	1900 75	-0 89	LT15
1580 6400 WASHINGTON MUTUAL - 92922F5T1 - MINOR = 31000						
SOLD		06/25/2009	1580 64		SUB TRUST P10544206	
ACQ	1580 6400	06/21/2007	1580 64	1581 38	-0 74	LT15
1721 8100 WASHINGTON MUTUAL - 92922F5T1 - MINOR = 31000						
SOLD		07/27/2009	1721 81		SUB TRUST P10544206	
ACQ	1721 8100	06/21/2007	1721 81	1722 62	-0 81	LT15
2035 7000 WASHINGTON MUTUAL - 92922F5T1 - MINOR = 31000						
SOLD		08/25/2009	2035 70		SUB TRUST P10544206	
ACQ	2035 7000	06/21/2007	2035 70	2036 65	-0 95	LT15
1677 6900 WASHINGTON MUTUAL - 92922F5T1 - MINOR = 31000						
SOLD		09/25/2009	1677 69		SUB TRUST P10544206	
ACQ	1677 6900	06/21/2007	1677 69	1678 48	-0 79	LT15
1688 7800 WASHINGTON MUTUAL - 92922F5T1 - MINOR = 31000						
SOLD		10/26/2009	1688 78		SUB TRUST P10544206	
ACQ	1688 7800	06/21/2007	1688 78	1689 57	-0 79	LT15
197684 4820 WASHINGTON MUTUAL - 92922F5T1 - MINOR = 31000						
SOLD		11/16/2009	134425 45		SUB TRUST P10544206	
ACQ	197684 4820	06/21/2007	134425 45	197777 17	-63351 72	LT15
7241 9900 WASHINGTON MUTUAL - 92922FU48 - MINOR = 31000						
SOLD		01/26/2009	7241 99		SUB TRUST P10544206	
ACQ	7241 9900	07/30/2007	7241 99	7240 86	1 13	LT15
3862 1200 WASHINGTON MUTUAL - 92922FU48 - MINOR = 31000						
SOLD		02/25/2009	3862 12		SUB TRUST P10544206	
ACQ	3862 1200	07/30/2007	3862 12	3861 52	0 60	LT15
4243 2600 WASHINGTON MUTUAL - 92922FU48 - MINOR = 31000						
SOLD		03/27/2009	4243 26		SUB TRUST P10544206	
ACQ	4243 2600	07/30/2007	4243 26	4242 60	0 66	LT15

TAX PREPARER AHA
TRUST ADMINISTRATOR JL1
INVESTMENT OFFICER BA5

LEGEND F - FEDERAL S - STATE I - INHERITED
E - EXEMPT FROM STATE U - ACQ COST UNKNOWN

PROPERTY DESCRIPTION	SHARES	DATE	SALES PRICE	COST BASIS	GAIN/LOSS	TERM
4303 7500 WASHINGTON MUTUAL - 92922FU48 - MINOR = 31000						
SOLD		04/27/2009	4303 75		SUB TRUST P10544206	
ACQ	4303 7500	07/30/2007	4303 75	4303 08	0 67	LT15
6037 6500 WASHINGTON MUTUAL - 92922FU48 - MINOR = 31000						
SOLD		05/26/2009	6037 65		SUB TRUST P10544206	
ACQ	6037 6500	07/30/2007	6037 65	6036 71	0 94	LT15
9083 2700 WASHINGTON MUTUAL - 92922FU48 - MINOR = 31000						
SOLD		06/25/2009	9083 27		SUB TRUST P10544206	
ACQ	9083 2700	07/30/2007	9083 27	9081 85	1 42	LT15
11895 9300 WASHINGTON MUTUAL - 92922FU48 - MINOR = 31000						
SOLD		07/27/2009	11895 93		SUB TRUST P10544206	
ACQ	11895 9300	07/30/2007	11895 93	11894 07	1 86	LT15
9166 1100 WASHINGTON MUTUAL - 92922FU48 - MINOR = 31000						
SOLD		08/25/2009	9166 11		SUB TRUST P10544206	
ACQ	9166 1100	07/30/2007	9166 11	9164 68	1 43	LT15
4150 5100 WASHINGTON MUTUAL - 92922FU48 - MINOR = 31000						
SOLD		09/25/2009	4150 51		SUB TRUST P10544206	
ACQ	4150 5100	07/30/2007	4150 51	4149 86	0 65	LT15
4939 2200 WASHINGTON MUTUAL - 92922FU48 - MINOR = 31000						
SOLD		10/26/2009	4939 22		SUB TRUST P10544206	
ACQ	4939 2200	07/30/2007	4939 22	4938 45	0 77	LT15
4104 2300 WASHINGTON MUTUAL - 92922FU48 - MINOR = 31000						
SOLD		12/02/2009	4104 23		SUB TRUST P10544206	
ACQ	4104 2300	07/30/2007	4104 23	4103 59	0 64	LT15
9644 0500 WASHINGTON MUTUAL - 92922FU48 - MINOR = 31000						
SOLD		12/28/2009	9644 05		SUB TRUST P10544206	
ACQ	9644 0500	07/30/2007	9644 05	9642 54	1 51	LT15
613 2800 WACHOVIA ASSET SECURITIZATION, INC - 92975TAA2						
SOLD		01/26/2009	613 28		SUB TRUST P10544206	
ACQ	613 2800	10/27/2003	613 28	613 28	0 00	LT15
640 9000 WACHOVIA ASSET SECURITIZATION, INC - 92975TAA2						
SOLD		02/25/2009	640 90		SUB TRUST P10544206	
ACQ	640 9000	10/27/2003	640 90	640 90	0 00	LT15
489 6100 WACHOVIA ASSET SECURITIZATION, INC - 92975TAA2						
SOLD		03/25/2009	489 61		SUB TRUST P10544206	
ACQ	489 6100	10/27/2003	489 61	489 61	0 00	LT15
629 4000 WACHOVIA ASSET SECURITIZATION, INC - 92975TAA2						
SOLD		04/27/2009	629 40		SUB TRUST P10544206	
ACQ	629 4000	10/27/2003	629 40	629 40	0 00	LT15
943 5200 WACHOVIA ASSET SECURITIZATION, INC - 92975TAA2						
SOLD		05/26/2009	943 52		SUB TRUST P10544206	
ACQ	943 5200	10/27/2003	943 52	943 52	0 00	LT15
603 6000 WACHOVIA ASSET SECURITIZATION, INC - 92975TAA2						
SOLD		06/25/2009	603 60		SUB TRUST P10544206	
ACQ	603 6000	10/27/2003	603 60	603 60	0 00	LT15
560 4700 WACHOVIA ASSET SECURITIZATION, INC - 92975TAA2						
SOLD		07/27/2009	560 47		SUB TRUST P10544206	
ACQ	560 4700	10/27/2003	560 47	560 47	0 00	LT15
607 4200 WACHOVIA ASSET SECURITIZATION, INC - 92975TAA2						
SOLD		08/25/2009	607 42		SUB TRUST P10544206	
ACQ	607 4200	10/27/2003	607 42	607 42	0 00	LT15
512 5400 WACHOVIA ASSET SECURITIZATION, INC - 92975TAA2						
SOLD		09/25/2009	512 54		SUB TRUST P10544206	
ACQ	512 5400	10/27/2003	512 54	512 54	0 00	LT15
552 1700 WACHOVIA ASSET SECURITIZATION, INC - 92975TAA2						
SOLD		10/26/2009	552 17		SUB TRUST P10544206	
ACQ	552 1700	10/27/2003	552 17	552 17	0 00	LT15
689 0500 WACHOVIA ASSET SECURITIZATION, INC - 92975TAA2						
SOLD		11/25/2009	689 05		SUB TRUST P10544206	
ACQ	689 0500	10/27/2003	689 05	689 05	0 00	LT15
507 5900 WACHOVIA ASSET SECURITIZATION, INC - 92975TAA2						
SOLD		12/28/2009	507 59		SUB TRUST P10544206	
ACQ	507 5900	10/27/2003	507 59	507 59	0 00	LT15
250000 0000 WACHOVIA BANK COMMERCIAL MORTGAGE TR - 92977RAD8						
SOLD		10/29/2009	248437 50		SUB TRUST P10544206	
ACQ	250000 0000	06/20/2006	248437 50	251241 25	-2803 75	LT15
1600 0000 WAL MART STORES INC - 931142103 - MINOR = 31001						
SOLD		06/30/2009	77628 08			
ACQ	1100 0000	03/02/2009	53369 31	53434 70	-65 39	ST
	500 0000	03/14/1996	24258 78	5952 50	18306 28	LT15
1300 0000 WAL MART STORES INC - 931142103 - MINOR = 31001						
SOLD		07/29/2009	64023 35			
ACQ	1300 0000	03/14/1996	64023 35	15476 50	48546 85	LT15
1000 0000 WAL MART STORES INC - 931142103 - MINOR = 31001						
SOLD		10/01/2009	49138 73			
ACQ	1000 0000	03/14/1996	49138 73	11905 00	37233 73	LT15
50000 0000 WAL MART STORES INC - 931142CM3						
SOLD		01/29/2009	55279 50		SUB TRUST P10544206	
ACQ	50000 0000	08/07/2008	55279 50	49379 50	5900 00	ST
55000 0000 WAL MART STORES INC - 931142CM3						
SOLD		02/04/2009	57697 20		SUB TRUST P10544206	
ACQ	55000 0000	08/07/2008	57697 20	54317 45	3379 75	ST
28246 1000 WAMU ASSET -BACKED CERTIFICATES - 93364EAB0 - MINOR = 31000						
SOLD		01/26/2009	28246 10		SUB TRUST P10544206	
ACQ	28246 1000	04/26/2007	28246 10	28246 10	0 00	LT15

TAX PREPARER AHA
TRUST ADMINISTRATOR JL1
INVESTMENT OFFICER BA5

LEGEND F - FEDERAL S - STATE I - INHERITED
E - EXEMPT FROM STATE U - ACQ COST UNKNOWN

PROPERTY DESCRIPTION	SHARES	DATE	SALES PRICE	COST BASIS	GAIN/LOSS	TERM
22801 2500 WAMU ASSET -BACKED CERTIFICATES - 93364EAB0 - MINOR = 31000						
SOLD		02/25/2009	22801 25		SUB TRUST P10544206	
ACQ	22801 2500	04/26/2007	22801 25	22801 25	0 00	LT15
30770 7700 WAMU ASSET -BACKED CERTIFICATES - 93364EAB0 - MINOR = 31000						
SOLD		03/25/2009	30770 77		SUB TRUST P10544206	
ACQ	30770 7700	04/26/2007	30770 77	30770 77	0 00	LT15
19790 5900 WAMU ASSET -BACKED CERTIFICATES - 93364EAB0 - MINOR = 31000						
SOLD		04/27/2009	19790 59		SUB TRUST P10544206	
ACQ	19790 5900	04/26/2007	19790 59	19790 59	0 00	LT15
18689 4700 WAMU ASSET -BACKED CERTIFICATES - 93364EAB0 - MINOR = 31000						
SOLD		05/26/2009	18689 47		SUB TRUST P10544206	
ACQ	18689 4700	04/26/2007	18689 47	18689 47	0 00	LT15
16672 6600 WAMU ASSET -BACKED CERTIFICATES - 93364EAB0 - MINOR = 31000						
SOLD		06/25/2009	16672 66		SUB TRUST P10544206	
ACQ	16672 6600	04/26/2007	16672 66	16672 66	0 00	LT15
28801 0200 WAMU ASSET -BACKED CERTIFICATES - 93364EAB0 - MINOR = 31000						
SOLD		07/27/2009	28801 02		SUB TRUST P10544206	
ACQ	28801 0200	04/26/2007	28801 02	28801 02	0 00	LT15
19108 5300 WAMU ASSET -BACKED CERTIFICATES - 93364EAB0 - MINOR = 31000						
SOLD		08/25/2009	19108 53		SUB TRUST P10544206	
ACQ	19108 5300	04/26/2007	19108 53	19108 53	0 00	LT15
20782 7200 WAMU ASSET -BACKED CERTIFICATES - 93364EAB0 - MINOR = 31000						
SOLD		09/25/2009	20782 72		SUB TRUST P10544206	
ACQ	20782 7200	04/26/2007	20782 72	20782 72	0 00	LT15
19151 6200 WAMU ASSET -BACKED CERTIFICATES - 93364EAB0 - MINOR = 31000						
SOLD		10/26/2009	19151 62		SUB TRUST P10544206	
ACQ	19151 6200	04/26/2007	19151 62	19151 62	0 00	LT15
24254 0300 WAMU ASSET -BACKED CERTIFICATES - 93364EAB0 - MINOR = 31000						
SOLD		11/25/2009	24254 03		SUB TRUST P10544206	
ACQ	24254 0300	04/26/2007	24254 03	24254 03	0 00	LT15
13500 7400 WAMU ASSET -BACKED CERTIFICATES - 93364EAB0 - MINOR = 31000						
SOLD		12/28/2009	13500 74		SUB TRUST P10544206	
ACQ	13500 7400	04/26/2007	13500 74	13500 74	0 00	LT15
1300 0000 WELLPOINT INC - 94973V107 - MINOR = 31000						
SOLD		06/08/2009	59793 26			
ACQ	1300 0000	04/09/2009	59793 26	52451 10	7342 16	ST
200 0000 WELLPOINT INC - 94973V107 - MINOR = 31000						
SOLD		06/30/2009	10145 73			
ACQ	200 0000	04/09/2009	10145 73	8069 40	2076 33	ST
900 0000 WELLPOINT INC - 94973V107 - MINOR = 31000						
SOLD		07/28/2009	48577 06			
ACQ	900 0000	04/09/2009	48577 06	36312 30	12264 76	ST
3700 0000 WELLS FARGO & CO NEW - 949746101 - MINOR = 31000						
SOLD		04/02/2009	55996 58			
ACQ	3700 0000	06/04/2007	55996 58	134191 97	-78195 39	LT15
3500 0000 WELLS FARGO & CO NEW - 949746101 - MINOR = 31000						
SOLD		04/02/2009	52753 42			
ACQ	300 0000	06/04/2007	4521 72	10880 43	-6358 71	LT15
	3200 0000	06/13/2007	48231 70	114520 96	-66289 26	LT15
2500 0000 WELLS FARGO & CO NEW - 949746101 - MINOR = 31000						
SOLD		04/29/2009	51225 38			
ACQ	2500 0000	06/13/2007	51225 38	89469 50	-38244 12	LT15
3100 0000 WELLS FARGO & CO NEW - 949746101 - MINOR = 31000						
SOLD		06/30/2009	76290 89			
ACQ	1900 0000	11/30/2007	46758 93	61457 21	-14698 28	LT15
	1200 0000	12/17/2007	29531 96	36621 36	-7089 40	LT15
1100 0000 WELLS FARGO & CO NEW - 949746101 - MINOR = 31000						
SOLD		07/29/2009	26740 30			
ACQ	1100 0000	12/17/2007	26740 30	33569 58	-6829 28	LT15
1300 0000 WELLS FARGO & CO NEW - 949746101 - MINOR = 31000						
SOLD		07/30/2009	32577 15			
ACQ	1300 0000	12/17/2007	32577 15	39673 14	-7095 99	LT15
2200 0000 WELLS FARGO & CO NEW - 949746101 - MINOR = 31000						
SOLD		10/01/2009	60718 43			
ACQ	2200 0000	12/17/2007	60718 43	67139 16	-6420 73	LT15
2292 7100 WELLS FARGO MORTGAGE BACK SEC TR - 94982WAH7						
SOLD		01/26/2009	2292 71		SUB TRUST P10544206	
ACQ	2292 7100	06/21/2007	2292 71	2232 88	59 83	LT15
6042 8000 WELLS FARGO MORTGAGE BACK SEC TR - 94982WAH7						
SOLD		02/25/2009	6042 80		SUB TRUST P10544206	
ACQ	6042 8000	06/21/2007	6042 80	5885 12	157 68	LT15
8969 6900 WELLS FARGO MORTGAGE BACK SEC TR - 94982WAH7						
SOLD		03/25/2009	8969 69		SUB TRUST P10544206	
ACQ	8969 6900	06/21/2007	8969 69	8735 64	234 05	LT15
7909 0100 WELLS FARGO MORTGAGE BACK SEC TR - 94982WAH7						
SOLD		04/27/2009	7909 01		SUB TRUST P10544206	
ACQ	7909 0100	06/21/2007	7909 01	7702 63	206 38	LT15
10804 0600 WELLS FARGO MORTGAGE BACK SEC TR - 94982WAH7						
SOLD		05/26/2009	10804 06		SUB TRUST P10544206	
ACQ	10804 0600	06/21/2007	10804 06	10522 14	281 92	LT15
13148 3800 WELLS FARGO MORTGAGE BACK SEC TR - 94982WAH7						
SOLD		06/25/2009	13148 38		SUB TRUST P10544206	
ACQ	13148 3800	06/21/2007	13148 38	12805 29	343 09	LT15

TRUST YEAR ENDING 12/31/2009

TAX PREPARER AHA
TRUST ADMINISTRATOR JL1
INVESTMENT OFFICER BA5

LEGEND F - FEDERAL S - STATE I - INHERITED
E - EXEMPT FROM STATE U - ACQ COST UNKNOWN

PROPERTY DESCRIPTION	SHARES	DATE	SALES PRICE	COST BASIS	GAIN/LOSS	TERM
6934 6000 WELLS FARGO MORTGAGE BACK SEC TR - 94982WAH7						
SOLD		07/27/2009	6934 60		SUB TRUST P10544206	
ACQ	6934 6000	06/21/2007	6934 60	6753 65	180 95	LT15
5856 6900 WELLS FARGO MORTGAGE BACK SEC TR - 94982WAH7						
SOLD		08/25/2009	5856 69		SUB TRUST P10544206	
ACQ	5856 6900	06/21/2007	5856 69	5703 87	152 82	LT15
7058 8300 WELLS FARGO MORTGAGE BACK SEC TR - 94982WAH7						
SOLD		09/25/2009	7058 83		SUB TRUST P10544206	
ACQ	7058 8300	06/21/2007	7058 83	6874 64	184 19	LT15
4160 1500 WELLS FARGO MORTGAGE BACK SEC TR - 94982WAH7						
SOLD		10/26/2009	4160 15		SUB TRUST P10544206	
ACQ	4160 1500	06/21/2007	4160 15	4051 60	108 55	LT15
3702 7100 WELLS FARGO MORTGAGE BACK SEC TR - 94982WAH7						
SOLD		11/30/2009	3702 71		SUB TRUST P10544206	
ACQ	3702 7100	06/21/2007	3702 71	3606 09	96 62	LT15
5406 0300 WELLS FARGO MORTGAGE BACK SEC TR - 94982WAH7						
SOLD		12/28/2009	5406 03		SUB TRUST P10544206	
ACQ	5406 0300	06/21/2007	5406 03	5264 97	141 06	LT15
2011 8100 WELLS FARGO MORTAGE BACK SECUR TRUST - 94983GAA6						
SOLD		01/26/2009	2011 81		SUB TRUST P10544206	
ACQ	2011 8100	03/03/2006	2011 81	2010 95	0 86	LT15
3463 7700 WELLS FARGO MORTAGE BACK SECUR TRUST - 94983GAA6						
SOLD		02/25/2009	3463 77		SUB TRUST P10544206	
ACQ	3463 7700	03/03/2006	3463 77	3462 28	1 49	LT15
5929 1100 WELLS FARGO MORTAGE BACK SECUR TRUST - 94983GAA6						
SOLD		03/25/2009	5929 11		SUB TRUST P10544206	
ACQ	5929 1100	03/03/2006	5929 11	5926 56	2 55	LT15
5217 2400 WELLS FARGO MORTAGE BACK SECUR TRUST - 94983GAA6						
SOLD		04/27/2009	5217 24		SUB TRUST P10544206	
ACQ	5217 2400	03/03/2006	5217 24	5215 00	2 24	LT15
7108 1800 WELLS FARGO MORTAGE BACK SECUR TRUST - 94983GAA6						
SOLD		05/26/2009	7108 18		SUB TRUST P10544206	
ACQ	7108 1800	03/03/2006	7108 18	7105 13	3 05	LT15
6526 4200 WELLS FARGO MORTAGE BACK SECUR TRUST - 94983GAA6						
SOLD		06/25/2009	6526 42		SUB TRUST P10544206	
ACQ	6526 4200	03/03/2006	6526 42	6523 62	2 80	LT15
8510 0200 WELLS FARGO MORTAGE BACK SECUR TRUST - 94983GAA6						
SOLD		07/27/2009	8510 02		SUB TRUST P10544206	
ACQ	8510 0200	03/03/2006	8510 02	8506 36	3 66	LT15
4743 2400 WELLS FARGO MORTAGE BACK SECUR TRUST - 94983GAA6						
SOLD		08/25/2009	4743 24		SUB TRUST P10544206	
ACQ	4743 2400	03/03/2006	4743 24	4741 20	2 04	LT15
4753 2500 WELLS FARGO MORTAGE BACK SECUR TRUST - 94983GAA6						
SOLD		09/25/2009	4753 25		SUB TRUST P10544206	
ACQ	4753 2500	03/03/2006	4753 25	4751 21	2 04	LT15
2007 5600 WELLS FARGO MORTAGE BACK SECUR TRUST - 94983GAA6						
SOLD		10/26/2009	2007 56		SUB TRUST P10544206	
ACQ	2007 5600	03/03/2006	2007 56	2006 70	0 86	LT15
4580 7600 WELLS FARGO MORTAGE BACK SECUR TRUST - 94983GAA6						
SOLD		11/25/2009	4580 76		SUB TRUST P10544206	
ACQ	4580 7600	03/03/2006	4580 76	4578 79	1 97	LT15
185043 2800 WELLS FARGO MORTAGE BACK SECUR TRUST - 94983GAA6						
SOLD		11/30/2009	162838 09		SUB TRUST P10544206	
ACQ	185043 2800	03/03/2006	162838 09	184963 75	-22125 66	LT15
CHANGED 11/05/10 KJ						
185043 2800 WELLS FARGO MORTAGE BACK SECUR TRUST - 94983GAA6						
SOLD		11/30/2009	-162838 09		SUB TRUST P10544206	
ACQ	185043 2800	03/03/2006	-162838 09	-184963 75	22125 66	LT15
CHANGED 11/05/10 KJ						
182431 9200 WELLS FARGO MORTAGE BACK SECUR TRUST - 94983GAA6						
SOLD		11/30/2009	160540 09		SUB TRUST P10544206	
ACQ	182431 9200	03/03/2006	160540 09	182353 51	-21813 42	LT15
4948 8700 WELLS FARGO MORTGAGE BACKED - 94985WDZ1						
SOLD		02/04/2009	4948 87		SUB TRUST P10544206	
ACQ	4948 8700	08/09/2007	4948 87	4839 45	109 42	LT15
10357 8500 WELLS FARGO MORTGAGE BACKED - 94985WDZ1						
SOLD		02/27/2009	10357 85		SUB TRUST P10544206	
ACQ	10357 8500	08/09/2007	10357 85	10128 84	229 01	LT15
10729 6700 WELLS FARGO MORTGAGE BACKED - 94985WDZ1						
SOLD		03/25/2009	10729 67		SUB TRUST P10544206	
ACQ	10729 6700	08/09/2007	10729 67	10492 44	237 23	LT15
16211 4900 WELLS FARGO MORTGAGE BACKED - 94985WDZ1						
SOLD		04/29/2009	16211 49		SUB TRUST P10544206	
ACQ	16211 4900	08/09/2007	16211 49	15853 06	358 43	LT15
12532 8500 WELLS FARGO MORTGAGE BACKED - 94985WDZ1						
SOLD		05/26/2009	12532 85		SUB TRUST P10544206	
ACQ	12532 8500	08/09/2007	12532 85	12255 76	277 09	LT15
612353 9930 WELLS FARGO MORTGAGE BACKED - 94985WDZ1						
SOLD		06/09/2009	477636 11		SUB TRUST P10544206	
ACQ	612353 9930	08/09/2007	477636 11	598815 24	-121179 13	LT15
15901 6600 WELLS FARGO MORTGAGE BACKED - 94985WDZ1						
SOLD		07/01/2009	15901 70		SUB TRUST P10544206	
ACQ	15901 6600	08/09/2007	15901 70	15550 09	351 61	LT15

TAX PREPARER AHA
TRUST ADMINISTRATOR JL1
INVESTMENT OFFICER BA5

LEGEND F - FEDERAL S - STATE I - INHERITED
E - EXEMPT FROM STATE U - ACQ COST UNKNOWN

PROPERTY DESCRIPTION	SHARES	DATE	SALES PRICE	COST BASIS	GAIN/LOSS	TERM
800 0000 WYETH - 983024100 - MINOR = 31001						
SOLD		06/30/2009	36023 07			
ACQ	800 0000	01/28/2009	36023 07	34767 84	1255 23	ST
500 0000 WYETH - 983024100 - MINOR = 31001						
SOLD		07/29/2009	23304 40			
ACQ	500 0000	01/28/2009	23304 40	21729 90	1574 50	ST
300 0000 WYETH - 983024100 - MINOR = 31001						
SOLD		07/30/2009	14075 62			
ACQ	300 0000	01/28/2009	14075 62	13037 94	1037 68	ST
2900 0000 WYETH - 983024100 - MINOR = 31001						
SOLD		09/14/2009	138738 76			
ACQ	2900 0000	01/23/2009	138738 76	122226 59	16512 17	ST
1900 0000 XTO ENERGY CORP - 98385X106 - MINOR = 31000						
SOLD		01/27/2009	69835 21			
ACQ	1900 0000	01/03/2008	69835 21	101593 00	-31757 79	LT15
2600 0000 XTO ENERGY CORP - 98385X106 - MINOR = 31000						
SOLD		02/19/2009	83304 61			
ACQ	2600 0000	01/03/2008	83304 61	139022 00	-55717 39	LT15
75000 0000 XCEL ENERGY INC - 98389BAH3						
SOLD		06/24/2009	73312 50		SUB TRUST P10544206	
ACQ	75000 0000	06/06/2006	73312 50	74446 50	-1134 00	LT15
3000 0000 XILINX INC - 983919101 - MINOR = 31001						
SOLD		04/03/2009	59756 47			
ACQ	3000 0000	11/09/2007	59756 47	69754 50	-9998 03	LT15
3700 0000 XILINX INC - 983919101 - MINOR = 31001						
SOLD		04/29/2009	74469 27			
ACQ	2100 0000	11/09/2007	42266 34	48828 15	-6561 81	LT15
	1600 0000	12/11/2007	32202 93	36425 28	-4222 35	LT15
500 0000 XILINX INC - 983919101 - MINOR = 31001						
SOLD		06/30/2009	10119 73			
ACQ	500 0000	12/11/2007	10119 73	11382 90	-1263 17	LT15
2800 0000 YAHOO INC - 984332106 - MINOR = 31000						
SOLD		06/30/2009	43090 89			
ACQ	2700 0000	08/15/2007	41551 93	64326 96	-22775 03	LT15
	100 0000	01/10/2008	1538 96	2317 38	-778 42	LT15
6900 0000 YAHOO INC - 984332106 - MINOR = 31000						
SOLD		07/29/2009	105814 94			
ACQ	6900 0000	01/10/2008	105814 94	159899 22	-54084 28	LT15
1800 0000 YUM BRANDS INC - 988498101 - MINOR = 31001						
SOLD		01/14/2009	51527 84			
ACQ	1800 0000	01/09/2008	51527 84	66748 68	-15220 84	LT15
1200 0000 YUM BRANDS INC - 988498101 - MINOR = 31001						
SOLD		06/24/2009	39390 11			
ACQ	1200 0000	01/09/2008	39390 11	44499 12	-5109 01	LT15
1100 0000 YUM BRANDS INC - 988498101 - MINOR = 31001						
SOLD		06/30/2009	36562 06			
ACQ	1100 0000	01/09/2008	36562 06	40790 86	-4228 80	LT15
800 0000 YUM BRANDS INC - 988498101 - MINOR = 31001						
SOLD		07/29/2009	27063 29			
ACQ	800 0000	01/09/2008	27063 29	29666 08	-2602 79	LT15
1000 0000 YUM BRANDS INC - 988498101 - MINOR = 31001						
SOLD		10/01/2009	33592 13			
ACQ	800 0000	01/09/2008	26873 70	29666 08	-2792 38	LT15
	200 0000	07/18/2008	6718 43	7021 48	-303 05	LT15
700 0000 ZIMMER HOLDINGS INC - 98956P102 - MINOR = 31000						
SOLD		06/30/2009	29605 24			
ACQ	700 0000	02/06/2009	29605 24	28028 70	1576 54	ST
300 0000 ZIMMER HOLDINGS INC - 98956P102 - MINOR = 31000						
SOLD		07/01/2009	12573 25			
ACQ	300 0000	02/06/2009	12573 25	12012 30	560 95	ST
200 0000 ZIMMER HOLDINGS INC - 98956P102 - MINOR = 31000						
SOLD		07/01/2009	8401 10			
ACQ	200 0000	02/06/2009	8401 10	8008 20	392 90	ST
200 0000 ZIMMER HOLDINGS INC - 98956P102 - MINOR = 31000						
SOLD		07/01/2009	8433 72			
ACQ	200 0000	02/06/2009	8433 72	8008 20	425 52	ST
700 0000 ZIMMER HOLDINGS INC - 98956P102 - MINOR = 31000						
SOLD		07/01/2009	29324 34			
ACQ	700 0000	02/06/2009	29324 34	28028 70	1295 64	ST
400 0000 ZIMMER HOLDINGS INC - 98956P102 - MINOR = 31000						
SOLD		07/02/2009	16207 46			
ACQ	400 0000	02/06/2009	16207 46	16016 40	191 06	ST
580 0000 ZIMMER HOLDINGS INC - 98956P102 - MINOR = 31000						
SOLD		07/02/2009	23467 68			
ACQ	480 0000	02/06/2009	19421 53	19190 40	231 13	ST
	100 0000	02/06/2009	4046 15	4004 10	42 05	ST
20 0000 ZIMMER HOLDINGS INC - 98956P102 - MINOR = 31000						
SOLD		07/02/2009	816 92			
ACQ	20 0000	02/06/2009	816 92	799 60	17 32	ST
500 0000 AXIS CAPITAL HOLDINGS LTD - G0692U109 - MINOR = 31000						
SOLD		06/30/2009	12774 67			
ACQ	500 0000	09/16/2008	12774 67	16995 35	-4220 68	ST
300 0000 AXIS CAPITAL HOLDINGS LTD - G0692U109 - MINOR = 31000						
SOLD		07/29/2009	8318 78			
ACQ	300 0000	09/16/2008	8318 78	10197 21	-1878 43	ST

TRUST YEAR ENDING 12/31/2009

TAX PREPARER AHA
TRUST ADMINISTRATOR JL1
INVESTMENT OFFICER BA5

LEGEND F - FEDERAL S - STATE I - INHERITED
E - EXEMPT FROM STATE U - ACQ COST UNKNOWN

PROPERTY DESCRIPTION	SHARES	DATE	SALES PRICE	COST BASIS	GAIN/LOSS	TERM
300 0000 AXIS CAPITAL HOLDINGS LTD - G0692U109 - MINOR = 31000						
SOLD		10/01/2009	9038 76			
ACQ	300 0000	09/16/2008	9038 76	10197 21	-1158 45	LT15
1200 0000 AXIS CAPITAL HOLDINGS LTD - G0692U109 - MINOR = 31000						
SOLD		11/13/2009	35684 80			
ACQ	1200 0000	09/16/2008	35684 80	40788 84	-5104 04	LT15
600 0000 COOPER INDUSTRIES PLC CL - A - G24140108 - MINOR = 49						
SOLD		10/01/2009	22524 44			
ACQ	300 0000	09/01/2009	11262 22	9810 51	1451 71	ST
	300 0000	09/02/2009	11262 22	10026 45	1235 77	ST
1200 0000 COVIDIEN PLC - G2554F105 - MINOR = 49						
SOLD		06/30/2009	45057 88			
ACQ	300 0000	11/18/2008	11264 47	11186 25	78 22	ST
	200 0000	12/17/2008	7509 65	7525 60	-15 95	ST
	700 0000	12/17/2008	26283 76	26453 35	-169 59	ST
1000 0000 COVIDIEN PLC - G2554F105 - MINOR = 49						
SOLD		10/01/2009	42688 90			
ACQ	1000 0000	11/18/2008	42688 90	37287 50	5401 40	ST
800 0000 ACE LTD NEW - H0023R105 - MINOR = 49						
SOLD		06/30/2009	35159 09			
ACQ	800 0000	12/10/2008	35159 09	38628 24	-3469 15	ST
600 0000 ACE LTD NEW - H0023R105 - MINOR = 49						
SOLD		07/29/2009	28613 26			
ACQ	200 0000	12/10/2008	9537 75	9657 06	-119 31	ST
	400 0000	04/29/2009	19075 51	18917 88	157 63	ST
300 0000 ACE LTD NEW - H0023R105 - MINOR = 49						
SOLD		10/01/2009	16181 58			
ACQ	300 0000	04/29/2009	16181 58	14188 41	1993 17	ST
700 0000 NOBLE CORPORATION - H5833N103 - MINOR = 49						
SOLD		06/30/2009	21277 42			
ACQ	700 0000	05/22/2009	21277 42	21619 43	-342 01	ST
500 0000 NOBLE CORPORATION - H5833N103 - MINOR = 49						
SOLD		07/29/2009	16485 82			
ACQ	500 0000	05/22/2009	16485 82	15442 45	1043 37	ST
500 0000 NOBLE CORPORATION - H5833N103 - MINOR = 49						
SOLD		10/01/2009	18844 51			
ACQ	500 0000	05/22/2009	18844 51	15442 45	3402 06	ST
1800 0000 NOBLE CORPORATION - H5833N103 - MINOR = 49						
SOLD		11/20/2009	69968 52			
ACQ	1800 0000	05/22/2009	69968 52	55592 82	14375 70	ST
		TOTALS	319449953 18	334862203 47		

SUMMARY OF CAPITAL GAINS/LOSSES

FEDERAL	SHORT TERM	LONG TERM 28%	LONG TERM 15%	ST WASH SALE	LT WASH SALE	1250 GAIN
SUBTOTAL FROM ABOVE	989991 49	0 00	-16402241 77	0 00	0 00	0 00*
COMMON TRUST FUND	0 00	0 00	0 00			0 00
CAPITAL GAIN DIVIDENDS	0 00	0 00	0 00			0 00
	989991 49	0 00	-16402241 77	0 00	0 00	0 00
STATE						
SUBTOTAL FROM ABOVE	989991 49	0 00	-16402241 77	0 00	0 00	0 00*
COMMON TRUST FUND	0 00	0 00	0 00			0 00
CAPITAL GAIN DIVIDENDS	0 00	0 00	0 00			0 00
	989991 49	0 00	-16402241 77	0 00	0 00	0 00

* - 1250 GAIN DETAILED ON TRANS PAGES, NOT ABOVE

CAPITAL LOSS CARRYOVER

FEDERAL	0 00	0 00
DELAWARE	N/A	N/A

J.P.Morgan

Account Summary

PRINCIPAL

Asset Allocation	Beginning Market Value	Ending Market Value	Change In Value	Estimated Annual Income	Current Allocation
Equity	77,438,500 29	102,279,422 57	24,840,922 28	1,339,984 91	74%
Alternative Assets	1,721,071 63	20,853,390 91	19,132,319 28		15%
Cash & Short Term	18,002,862 77	244,037 13	(17,758,825 64)	292 84	1%
Other Assets	7,968,770 00	13,116,716 25	5,147,946 25		10%
Market Value	**$105,131,204.69**	**$136,493,566.86**	**$31,362,362.17**		**100%**

Asset Allocation

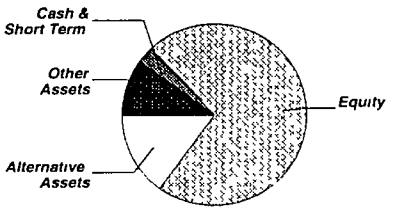

PRINCIPAL

Portfolio Activity	Current Period Value	Year-to-Date Value
Beginning Market Value	**105,131,204.69**	**105,131,204.69**
Additions	5,579,017 05	5,579,017 05
Withdrawals & Fees	(3,051,106 49)	(3,051,106 49)
Securities Transferred In	261,097 71	261,097 71
Securities Transferred Out	(684,640 00)	(684,640 00)
Net Additions/Withdrawals	**$2,104,368.27**	**$2,104,368.27**
Income	26,187 02	26,187 02
Change In Investment Value	29,231,806 88	29,231,806 88
Ending Market Value	**$136,493,566.86**	**$136,493,566.86**

J.P.Morgan

Account Summary CONTINUED

Tax Summary	Current Period Value	Year-to-Date Value
Domestic Dividends/Distributions	26,187 02	26,187 02
Taxable Income	**$26,187.02**	**$26,187.02**

	Current Period Value	Year-to-Date Value
ST Realized Gain/Loss	(258,992 71)	(258,992 71)
LT Realized Gain/Loss	(12,257,993 98)	(12,257,993 98)
Realized Gain/Loss	**($12,516,986.69)**	**($12,516,986.69)**

	To-Date Value
Unrealized Gain/Loss	**$3,854,895.51**

J.P.Morgan

Equity Summary

Asset Categories	Beginning Market Value	Ending Market Value	Change In Value	Current Allocation
US Large Cap	60,185,999 94	57,505,731 68	(2,680,268 26)	42%
US Mid Cap/Small Cap	6,076,197 59	10,170,252 07	4,094,054 48	7%
Non US Equity	11,176,302 76	34,603,438 82	23,427,136 06	25%
Total Value	**$77,438,500.29**	**$102,279,422.57**	**$24,840,922.28**	**74%**

Asset Categories

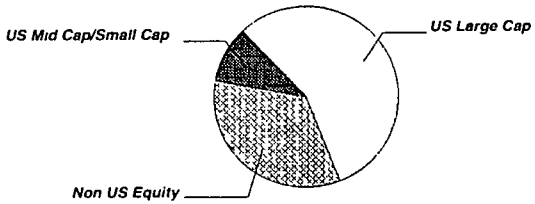

Market Value/Cost	Current Period Value
Market Value	102,279,422 57
Tax Cost	100,204,793 31
Unrealized Gain/Loss	2,074,629 26
Estimated Annual Income	1,339,984 91
Yield	1 31 %

J.P.Morgan

Equity Detail

	Quantity	Price	Market Value	Tax Cost	Unrealized Gain/Loss	Estimated Annual Income / Accrued Dividends	Yield
US Large Cap							
ABBOTT LABORATORIES 002824-10-0 ABT	6,300 000	53 99	340,137 00	293,740 56	46,396 44	10,080 00	2 96%
ADVANCED AUTO PARTS INC 00751Y-10-6 AAP	1,900 000	40 48	76,912 00	60,328 00	16,584 00	456 00	0 59%
AETNA INC 00817Y-10-8 AET	5,000 000	31 70	158,500 00	118,253 93	40,246 07	200 00	0 13%
AFLAC INC 001055-10-2 AFL	2,400 000	46 25	111,000 00	105,957 30	5,042 70	2,688 00	2 42%
AMAZON COM INC 023135-10-6 AMZN	600 000	134 52	80,712 00	50,025 96	30,686 04		
ANADARKO PETROLEUM CORP 032511-10-7 APC	1,300 000	62 42	81,146 00	56,053 66	25,092 34	468 00	0 58%
APACHE CORP 037411-10-5 APA	2,200 000	103 17	226,974 00	197,795 35	29,178 65	1,320 00	0 58%
APPLE INC. 037833-10-0 AAPL	1,600 000	210 73	337,171 20	122,643 09	214,528 11		
APPLIED MATERIALS INC 038222-10-5 AMAT	12,200 000	13 94	170,068 00	160,587 18	9,480 82	2,928 00	1 72%
AT&T INC 00206R-10-2 T	7,500 000	28 03	210,225 00	287,560 62	(77,335 62)	12,600 00	5 99%
BANK OF AMERICA CORP 060505-10-4 BAC	21,599 000	15 06	325,280 94	381,348 67	(56,067 73)	863 96	0 27%

J.P.Morgan

	Quantity	Price	Market Value	Tax Cost	Unrealized Gain/Loss	Estimated Annual Income / Accrued Dividends	Yield
US Large Cap							
BANK OF NEW YORK MELLON CORP 064058-10-0 BK	7,300 000	27 97	204,181 00	263,621 36	(59,440 36)	2,628 00	1 29%
BAXTER INTERNATIONAL INC 071813-10-9 BAX	2,300 000	58 68	134,964 00	109,620 76	25,343 24	2,668 00	1 98%
BB & T CORP 054937-10-7 BBT	3,100 000	25 37	78,647 00	50,546 40	28,100 60	1,860 00	2 36%
BOEING CO 097023-10-5 BA	1,400 000	54 13	75,782 00	93,972 76	(18,190 76)	2,352 00	3 10%
BRISTOL MYERS SQUIBB CO 110122-10-8 BMY	5,900 000	25 25	148,975 00	119,243 02	29,731 98	7,552 00	5 07%
CARDINAL HEALTH INC 14149Y-10-8 CAH	2,500 000	32 24	80,600 00	59,968 83	20,631 17	1,750 00	2 17%
CATERPILLAR INC 149123-10-1 CAT	1,100 000	56 99	62,689 00	26,699 42	35,989 58	1,848 00	2 95%
CELGENE CORPORATION 151020-10-4 CELG	3,800 000	55 68	211,584 00	177,249 50	34,334 50		
CHEVRON CORP 166764-10-0 CVX	3,100 000	76 99	238,669 00	210,578 79	28,090 21	8,432 00	3 53%
CISCO SYSTEMS INC 17275R-10-2 CSCO	18,500 000	23 94	442,890 00	116,652 78	326,237 22		
CITIGROUP INC 172967-10-1 C	32,100 000	3 31	106,251 00	133,380 19	(27,129 19)		
COACH INC 189754-10-4 COH	1,700 000	36 53	62,101 00	57,353 96	4,747 04	510 00	0 82%

J.P.Morgan

	Quantity	Price	Market Value	Tax Cost	Unrealized Gain/Loss	Estimated Annual Income / Accrued Dividends	Yield
US Large Cap							
COCA COLA CO 191216-10-0 KO	1,900 000	57 00	108,300 00	109,071 97	(771 97)	3,116 00	2 88%
COMCAST CORP CL A 20030N-10-1 CMCS A	4,900 000	16 86	82,614 00	82,914 37	(300 37)	1,852 20	2 24%
CONOCOPHILLIPS 20825C-10-4 COP	3,500 000	51 07	178,745 00	166,578 30	12,166 70	7,000 00	3 92%
CORNING INC 219350-10-5 GLW	11,100 000	19 31	214,341 00	130,177 00	84,164 00	2,220 00	1 04%
CULLEN HIGH DIVIDEND EQUITY FUND 230001-40-6 CHDV X	494,667 902	11 12	5,500,707 07	6,849,742 26	(1,349,035 19)	171,155 09	3 11%
CVS/CAREMARK CORPORATION 126650-10-0 CVS	8,000 000	32 21	257,680 00	207,941 07	49,738 93	2,440 00	0 95%
DEERE & CO 244199-10-5 DE	3,700 000	54 09	200,133 00	127,808 25	72,324 75	4,144 00	2 07%
DEVON ENERGY CORP 25179M-10-3 DVN	3,200 000	73 50	235,200 00	150,340 06	84,859 94	2,048 00	0 87%
DOW CHEMICAL CO 260543-10-3 DOW	6,900 000	27 63	190,647 00	87,267 42	103,379 58	4,140 00	2 17%
EDGEWOOD GROWTH FUND 0075W0-75-9 EGFI X	599,072 764	10 04	6,014,690 55	7,550,000 00	(1,535,309 45)		
EDISON INTERNATIONAL 281020-10-7 EIX	5,800 000	34 78	201,724 00	206,623 68	(4,899 68)	7,308 00	3 62%
EMERSON ELECTRIC CO 291011-10-4 EMR	2,700 000	42 60	115,020 00	97,099 28	17,920 72	3,618 00	3 15%

J.P.Morgan

	Quantity	Price	Market Value	Tax Cost	Unrealized Gain/Loss	Estimated Annual Income / Accrued Dividends	Yield
US Large Cap							
EOG RESOURCES INC 26875P-10-1 EOG	1,200 000	97 30	116,760 00	77,979 27	38,780 73	696 00	0 60%
EXXON MOBIL CORP 30231G-10-2 XOM	5,219 000	68 19	355,883 61	113,265 35	242,618 26	8,767 92	2 46%
FMI FDS INC LARGE CAP FD 302933-20-5 FMIH X	428,484 330	14 14	6,058,768 43	6,200,000 01	(141,231 58)	73,270 82	1 21%
FREEPORT-MCMORAN COPPER & GOLD INC CL B 35671D-85-7 FCX	3,400 000	80 29	272,986 00	160,764 04	112,221 96	2,040 00	0 75%
GENERAL MILLS INC 370334-10-4 GIS	1,200 000	70 81	84,972 00	58,994 04	25,977 96	2,352 00	2 77%
GILEAD SCIENCES INC 375558-10-3 GILD	3,300 000	43 27	142,791 00	154,473 96	(11,682 96)		
GOLDMAN SACHS GROUP INC 38141G-10-4 GS	1,900 000	168 84	320,796 00	166,056 10	154,739 90	2,660 00	0 83%
GOOGLE INC CL A 38259P-50-8 GOOG	775 000	619 98	480,484 50	248,525 93	231,958 57		
HEWLETT-PACKARD CO 428236-10-3 HPQ	11,000 000	51 51	566,610 00	293,070 80	273,539 20	3,520 00	0 62%
HONEYWELL INTERNATIONAL INC 438516-10-6 HON	1,700 000	39 20	66,640 00	69,700 55	(3,060 55)	2,057 00	3 09%
INTERNATIONAL GAME TECHNOLOGY 459902-10-2 IGT	2,300 000	18 77	43,171 00	35,586 29	7,584 71	552 00	1 28%

J.P.Morgan

	Quantity	Price	Market Value	Tax Cost	Unrealized Gain/Loss	Estimated Annual Income / Accrued Dividends	Yield
US Large Cap							
INTERNATIONAL BUSINESS MACHINES CORP 459200-10-1 IBM	1,720 000	130 90	225,148 00	52,915 80	172,232 20	3,784 00	1 68%
JOHNSON CONTROLS INC 478366-10-7 JCI	7,370 000	27 24	200,758 80	32,582 52	168,176 28	3,832 40	1 91%
JPMORGAN US LARGE CAP CORE PLUS FUND SELECT FUND 1002 4812A2-38-9 JLPS X	628,036 118	18 18	11,417,696 63	12,783,594 27	(1,365,897 64)	211,020 13	1 85%
JUNIPER NETWORKS INC 48203R-10-4 JNPR	5,200 000	26 67	138,684 00	94,146 92	44,537 08		
MANNING & NAPIER FUND INC EQUITY SERIES 563821-60-2 EXEY X	384,583 218	16 97	6,526,377 21	6,099,999 99	426,377.22	6,153 33	0 09%
MASTERCARD INC - CLASS A 57636Q-10-4 MA	425 000	255 98	108,791 50	77,695 14	31,096 36	255 00	0 23%
MERCK & CO INC 58933Y-10-5 MRK	10,300 000	36 54	376,362 00	321,082 43	55,279 57	15,656 00	4 16%
METLIFE INC 59156R-10-8 MET	2,000 000	35 35	70,700 00	51,870 16	18,829 84	1,480 00	2 09%
MICROSOFT CORP 594918-10-4 MSFT	24,189 000	30 48	737,280 72	551,911 33	185,369 39	12,578 28	1 71%
MONSANTO CO 61166W-10-1 MON	1,800 000	81 75	147,150 00	176,048 06	(28,898 06)	1,908 00	1 30%
MORGAN STANLEY 617446-44-8 MS	6,390 000	29 60	189,144 00	137,563 85	51,580 15	1,278 00	0 68%

J.P.Morgan

	Quantity	Price	Market Value	Tax Cost	Unrealized Gain/Loss	Estimated Annual Income / Accrued Dividends	Yield
US Large Cap							
NATIONAL SEMICONDUCTOR CORP 637640-10-3 NSM	3,500 000	15 36	53,760 00	41,363 70	12,396 30	1,120 00	2 08%
NETAPP INC 64110D-10-4 NTAP	1,900 000	34 36	65,284 00	29,508 33	35,775 67		
NIKE INC B 654106-10-3 NKE	1,700 000	66 07	112,319 00	98,877 22	13,441 78	1,836 00	1 63%
NORFOLK SOUTHERN CORP 655844-10-8 NSC	8,400 000	52 42	440,328 00	332,071 68	108,256 32	11,424 00	2 59%
OCCIDENTAL PETROLEUM CORP 674599-10-5 OXY	3,700 000	81 35	300,995 00	198,802 22	102,192 78	4,884 00	1 62%
ORACLE CORP 68389X-10-5 ORCL	6,900 000	24 53	169,257 00	144,372 15	24,884 85	1,380 00	0 82%
PACCAR INC 693718-10-8 PCAR	3,900 000	36 27	141,453 00	112,757 03	28,695 97	1,404 00	0 99%
PARKER-HANNIFIN CORP 701094-10-4 PH	1,600 000	53 88	86,208 00	64,701 44	21,506 56	1,600 00	1 86%
PAYCHEX INC 704326-10-7 PAYX	2,100 000	30 64	64,344 00	54,325 05	10,018 95	2,604 00	4 05%
PEPSICO INC 713448-10-8 PEP	3,600 000	60 80	218,880 00	201,772 27	17,107 73	6,480 00	2 96%
PFIZER INC 717081-10-3 PFE	20,700 000	18 19	376,533 00	287,930 49	88,602 51	14,904 00	3 96%
PHILIP MORRIS INTERNATIONAL 718172-10-9 PM	4,775 000	48 19	230,107 25	23,168 09	206,939 16	11,078 00	4 81%

J.P.Morgan

	Quantity	Price	Market Value	Tax Cost	Unrealized Gain/Loss	Estimated Annual Income / Accrued Dividends	Yield
US Large Cap							
PRAXAIR INC 74005P-10-4 PX	1,900 000	80 31	152,589 00	87,792 16	64,796 84	3,040 00	1 99%
PROCTER & GAMBLE CO 742718-10-9 PG	8,040 000	60 63	487,465 20	163,150 91	324,314 29	14,150 40	2 90%
PRUDENTIAL FINANCIAL INC 744320-10-2 PRU	3,200 000	49 76	159,232 00	110,243 70	48,988 30	2,240 00	1 41%
QUALCOMM INC 747525-10-3 QCOM	6,160 000	46 26	284,961 60	106,815 94	178,145 66	4,188 80	1 47%
SCHLUMBERGER LTD 806857-10-8 SLB	2,500 000	65 09	162,725 00	99,038 50	63,686 50	2,100 00	1 29%
SOUTHERN CO 842587-10-7 SO	3,100 000	33 32	103,292 00	91,038 45	12,253 55	5,425 00	5 25%
SOUTHWESTERN ENERGY CO 845467-10-9 SWN	1,300 000	48 20	62,660 00	55,638 44	7,021 56		
SPRINT NEXTEL CORP 852061-10-0 S	17,100 000	3 66	62,586 00	69,904 80	(7,318 80)		
STAPLES INC 855030-10-2 SPLS	7,900 000	24 59	194,261 00	160,299 89	33,961 11	2,607 00	1 34%
STARWOOD HOTELS & RESORTS 85590A-40-1 HOT	3,600 000	36 57	131,652 00	75,935 34	55,716 66	720 00	0 55%
SYSCO CORP 871829-10-7 SYY	3,900 000	27 94	108,966 00	123,611 16	(14,645 16)	3,900 00	3 58%
TD AMERITRADE HOLDING CORPORATION 87236Y-10-8 AMTD	2,600 000	19 38	50,388 00	40,721 20	9,666 80		

J.P.Morgan

	Quantity	Price	Market Value	Tax Cost	Unrealized Gain/Loss	Estimated Annual Income / Accrued Dividends	Yield
US Large Cap							
THIRD AVENUE VALUE FUND 884116-10-4 TAVF X	107,385 150	46 32	4,974,080 15	5,980,000 01	(1,005,919 86)	122,419 07	2 46%
TIME WARNER INC NEW 887317-30-3 TWX	8,399 000	29 14	244,746 86	161,688 55	83,058 31	6,299 25	2 57%
UNITED TECHNOLOGIES CORP 913017-10-9 UTX	4,380 000	69 41	304,015 80	131,759 59	172,256 21	6,745 20	2 22%
URBAN OUTFITTERS INC 917047-10-2 URBN	1,900 000	34 99	66,481 00	27,433 34	39,047 66		
US BANCORP DEL 902973-30-4 USB	8,800 000	22 51	198,088 00	212,449 92	(14,361 92)	1,760 00	0 89%
V F CORP 918204-10-8 VFC	1,300 000	73 24	95,212 00	74,075 82	21,136 18	3,120 00	3 28%
VERIZON COMMUNICATIONS INC 92343V-10-4 VZ	9,182 000	33 13	304,199 66	246,767 02	57,432 64	17,445 80	5 73%
WAL MART STORES INC 931142-10-3 WMT	4,260 000	53 45	227,697 00	50,715 30	176,981 70	4,643 40	2 04%
WALT DISNEY CO 254687-10-6 DIS	11,600 000	32 25	374,100 00	258,997 71	115,102 29	4,060 00	1 09%
WELLPOINT INC 94973V-10-7 WLP	700 000	58 29	40,803 00	36,749 44	4,053 56		
WELLS FARGO & CO 949746-10-1 WFC	10,400 000	26 99	280,696 00	192,395 57	88,300 43	2,080 00	0 74%
XILINX CORP 983919-10-1 XLNX	4,600 000	25 06	115,276 00	104,714 68	10,561 32	2,944 00	2 55%

J.P.Morgan

	Quantity	Price	Market Value	Tax Cost	Unrealized Gain/Loss	Estimated Annual Income / Accrued Dividends	Yield
US Large Cap							
YUM BRANDS INC 988498-10-1 YUM	4,200 000	34 97	146,874 00	145,168 23	1,705 77	3,528 00	2 40%
Total US Large Cap			**$57,505,731.68**	**$57,373,327.90**	**$132,403.78**	**$896,236.05**	**1.56%**
US Mid Cap/Small Cap							
ISHARES S&P MIDCAP 400 INDEX FUND 464287-50-7 IJH	83,200 000	72 41	6,024,512 00	5,927,986 14	96,525 86	111,987 20	1 86%
JPMORGAN SMALL CAP EQUITY FUND SELECT CLASS FUND 367 4812A1-37-3 VSEI X	136,823 320	30 02	4,107,436 07	4,400,000 00	(292,563 93)	29,143 36	0 71%
KB HOME 48666K-10-9 KBH	2,800 000	13 68	38,304 00	45,477 32	(7,173 32)	700 00	1 83%
Total US Mid Cap/Small Cap			**$10,170,252.07**	**$10,373,463.46**	**($203,211.39)**	**$141,830.56**	**1.39%**
Non US Equity							
ACE LTD NEW H0023R-10-5 ACE	1,800 000	50 40	90,720 00	79,014 42	11,705 58	2,232 00	2 46%
ARTISAN INTL VALUE FUND - INV 04314H-88-1 ARTK X	277,923 784	23 10	6,420,039 41	6,345,000 00	75,039 41	117,839 68	1 84%
COOPER INDUSTRIES PLC CL - A G24140-10-8 CBE	2,100 000	42 64	89,544 00	68,673 57	20,870 43	2,100 00	2 35%

J.P.Morgan

	Quantity	Price	Market Value	Tax Cost	Unrealized Gain/Loss	Estimated Annual Income / Accrued Dividends	Yield
Non US Equity							
COVIDIEN PLC G2554F-10-5 COV	3,900 000	47 89	186,771 00	142,544 36	44,226 64	2,808 00	1 50%
DODGE & COX INTERNATIONAL STOCK 256206-10-3 DODF X	200,205 937	31 85	6,376,559 09	7,434,255 97	(1,057,696 88)	87,289 78	1 37%
IVY GLOBAL NATURAL RESOURCE-I 465899-50-8 IGNI X	240,897 563	18 77	4,521,647 26	3,000,000 00	1,521,647 26	10,599 49	0 23%
MATTHEWS PACIFIC TIGER FUND -CL I 577130-10-7 MAPT X	325,850 798	19 23	6,266,110 85	5,857,676 84	408,434 01	47,574 21	0 76%
NUVEEN NWQ VALUE OPPORTUNITIES FUND 67064Y-63-6 NVOR X	217,753 079	29 76	6,480,331 63	5,850,000 00	630,331 63	24,823 85	0 38%
RIVERSOURCE INTL SER INC THRDNL ASPA R5 768915-73-8 TAPR X	332,564 576	12 32	4,097,195 58	3,605,000 00	492,195 58	6,651 29	0 16%
TRANSOCEAN INC H8817H-10-0 RIG	900 000	82 80	74,520 00	75,836 79	(1,316 79)		
Total Non US Equity			**$34,603,438.82**	**$32,458,001.95**	**$2,145,436.87**	**$301,918.30**	**0.87%**

J.P.Morgan

Cash & Short Term Summary

Asset Categories	Beginning Market Value	Ending Market Value	Change In Value	Current Allocation
Cash	18,002,862 77	244,037 13	(17,758,825 64)	1%

Asset Categories

Market Value/Cost	Current Period Value
Market Value	244,037 13
Tax Cost	244,037 13
Estimated Annual Income	292 84
Yield	0 12%

J.P.Morgan

Note: [1] This is the Annual Percentage Yield (APY) which is the rate earned if balances remain on deposit for a full year with compounding, there is no change in the interest rate and all interest is left in the account

Cash & Short Term Detail

	Quantity	Price	Market Value	Tax Cost Adjusted Original	Unrealized Gain/Loss	Estimated Annual Income Accrued Interest	Yield
Cash							
US DOLLAR	244,037 13	1 00	244,037 13	244,037 13		292 84	0 12% [1]

Other Assets Summary

Asset Categories	Beginning Estimated Value	Ending Estimated Value	Change In Value	Current Allocation
Structured Investments	7,968,770 00	13,116,716 25	5,147,946 25	10%
Other	0 00	0 00	0 00	
Total Value	**$7,968,770.00**	**$13,116,716.25**	**$5,147,946.25**	**10%**

Asset Categories

Other Assets Detail

	Quantity	Price	Estimated Value	Cost	Estimated Gain/Loss
Structured Investments					
BARC 12M SPX BREN 09/29/10 (10%BUFFER- 2XLEV-8 45%CAP-16 9%MAXPYMT) INITIAL LEVEL-9/11/09 SPX 1042 73 06739J-C5-0	1,500,000 000	105 71	1,585,650 00	1,485,000 00	100,650 00
BARCLAYS BREN GSCI OIL 8/05/10 GSCITM CRUDE OIL EXCESS RETURN INDEX, 15% BUFFER, 1 66X LEVERAGE, 58 10% MAX RET, DD 02/05/09 06738Q-F3-7	800,000 000	133 60	1,068,800 00	788,000 00	280,800 00
CREDIT SUISSE DD BREN EAFE 4/22/10 10%BUFFER 2XLEV 13 36%CAP26 72%MAXPY DD 04/09/09 22546E-GZ-1	1,750,000 000	120 20	2,103,500 00	1,732,500 00	371,000 00

	Quantity	Price	Estimated Value	Cost	Estimated Gain/Loss
Structured Investments					
CREDIT SUISSE BREN AIB 5/06/10 10%BUFFER 2XLEV 13 7%CAP 27 4%MAXPMT DD 04/24/09 22546E-HK-3	1,500,000 000	124 47	1,867,050 00	1,485,000 00	382,050 00
CS EAFE BREN 09/09/10 (10%BUFFER- 2XLEV-8 412%CAP-16 824%MAXPYMT) INITIAL LEVEL-8/21/09 SX5E 2745 62 UKX 4850 89 TPX 947 34 22546E-LY-8	1,500,000 000	103 78	1,556,700 00	1,485,000 00	71,700 00
HSBC 18M SPX MKT PLS NOTE 01/20/11 (70% CONTIN BARRIER-4 3%PMT- UNCAPPED) INITIAL LEVEL-SPX 07/22/09 940 38 4042K0-YD-1	1,000,000 000	117 56	1,175,600 00	990,000 00	185,600 00
MORGAN STANLEY BREN SPX 6/15/10 (10%BUFFER-2XLEV) INITIAL LEVEL-SPX 05/22/09 886 75 617482-FU-3	2,305,000 000	114 93	2,649,021 25	2,281,950 00	367,071 25
MS 12M SPX BREN 01/12/11 (10%BUFF -2XLEV-7 55%CAP-15 1%MXPYMT) INITIAL LEVEL-SPX 12/11/09 1106 41 617482-HZ-0	1,100,000 000	100 95	1,110,395 00	1,089,000 00	21,395 00
Total Structured Investments			**$13,116,716.25**	**$11,336,450.00**	**$1,780,266.25**

J.P.Morgan

	Quantity	Price	Estimated Value	Cost	Estimated Gain/Loss
Other					
UNITS-JPMCB INTERNATIONAL FUND REPRESENTS INTEREST IN RESIDUAL BALANCE Bearer 5529JB-94-2	85,587 000				N/A

J.P.Morgan

Account Summary

INCOME

Asset Allocation	Beginning Market Value	Ending Market Value	Change In Value	Estimated Annual Income	Current Allocation
Cash & Short Term	536,849 19	513,326 64	(23,522 55)	615 99	100%
Market Value	**$536,849.19**	**$513,326.64**	**($23,522.55)**		**100%**
Accruals	33,830 83	28,477 95	(5,352 88)		
Market Value with Accruals	**$570,680.02**	**$541,804.59**	**($28,875.43)**		

J.P.Morgan

Equity Summary

Asset Categories	Beginning Market Value	Ending Market Value	Change In Value	Current Allocation
US Large Cap	0 00	0 00	0 00	
Non US Equity	0 00	0 00	0 00	
Total Value	**$0.00**	**$0.00**	**$0.00**	

Market Value/Cost	Current Period Value
Accrued Dividends	28,301 70

Equity Detail

	Quantity	Price	Market Value	Tax Cost	Unrealized Gain/Loss	Estimated Annual Income / Accrued Dividends	Yield
US Large Cap							
ADVANCED AUTO PARTS INC 00751Y-10-6 AAP					N/A	114 00	
BAXTER INTERNATIONAL INC 071813-10-9 BAX					N/A	667 00	
BRISTOL MYERS SQUIBB CO 110122-10-8 BMY					N/A	1,888 00	

J.P.Morgan

	Quantity	Price	Market Value	Tax Cost	Unrealized Gain/Loss	Estimated Annual Income / Accrued Dividends	Yield
US Large Cap							
CARDINAL HEALTH INC 14149Y-10-8 CAH					N/A	437 50	
DEERE & CO 244199-10-5 DE					N/A	1,036 00	
DOW CHEMICAL CO 260543-10-3 DOW					N/A	1,035 00	
EDISON INTERNATIONAL 281020-10-7 EIX					N/A	1,827 00	
HEWLETT-PACKARD CO 428236-10-3 HPQ					N/A	880 00	
INTERNATIONAL GAME TECHNOLOGY 459902-10-2 IGT					N/A	138 00	
JOHNSON CONTROLS INC 478366-10-7 JCI					N/A	958 10	
MERCK & CO INC 58933Y-10-5 MRK					N/A	3,914 00	
NATIONAL SEMICONDUCTOR CORP 637640-10-3 NSM					N/A	280 00	
NIKE INC B 654106-10-3 NKE					N/A	459 00	
OCCIDENTAL PETROLEUM CORP 674599-10-5 OXY					N/A	1,221 00	
PEPSICO INC 713448-10-8 PEP					N/A	1,620 00	

J.P.Morgan

	Quantity	Price	Market Value	Tax Cost	Unrealized Gain/Loss	Estimated Annual Income / Accrued Dividends	Yield
US Large Cap							
PHILIP MORRIS INTERNATIONAL 718172-10-9 PM					N/A	2,769 50	
SCHLUMBERGER LTD 806857-10-8 SLB					N/A	525 00	
STAPLES INC 855030-10-2 SPLS					N/A	651 75	
STARWOOD HOTELS & RESORTS 85590A-40-1 HOT					N/A	720.00	
SYSCO CORP 871829-10-7 SYY					N/A	975 00	
US BANCORP DEL 902973-30-4 USB					N/A	440 00	
WAL MART STORES INC 931142-10-3 WMT					N/A	1,160 85	
WALT DISNEY CO 254687-10-6 DIS					N/A	4,060 00	
Total US Large Cap			**$0.00**	**$0.00**	**$0.00**	**$0.00** **$27,776.70**	**0.00%**
Non US Equity							
COOPER INDUSTRIES PLC CL - A G24140-10-8 CBE					N/A	525 00	

J.P.Morgan

Cash & Short Term Summary

Asset Categories	Beginning Market Value	Ending Market Value	Change In Value	Current Allocation
Cash	536,849 19	513,326 64	(23,522 55)	100%

Market Value/Cost	Current Period Value
Market Value	513,326 64
Tax Cost	513,326 64
Estimated Annual Income	615 99
Accrued Interest	176 25
Yield	0 12%

J.P.Morgan

Note [1] This is the Annual Percentage Yield (APY) which is the rate earned if balances remain on deposit for a full year with compounding, there is no change in the interest rate and all interest is left in the account

Cash & Short Term Detail

	Quantity	Price	Market Value	Tax Cost Adjusted / Original	Unrealized Gain/Loss	Estimated Annual Income / Accrued Interest	Yield
Cash							
US DOLLAR	513,326 64	1 00	513,326 64	513,326 64		615 99 176 25	0 12% [1]

J.P.Morgan

BOOTH FERRIS FDTN FIXED INC A/C ACCT P10544206
As of 12/31/09

Account Summary

PRINCIPAL

Asset Allocation	Beginning Market Value	Ending Market Value	Change In Value	Estimated Annual Income	Current Allocation
Cash & Short Term	(2,676,391 83)	(4,130,151 73)	(1,453,759 90)	(4,456 21)	10%
Fixed Income	61,771,654 58	62,588,374 25	816,719 67	2,751,367 74	90%
Market Value	**$59,095,262 75**	**$58,458,222.52**	**($637,040.23)**		**100%**

Asset Allocation

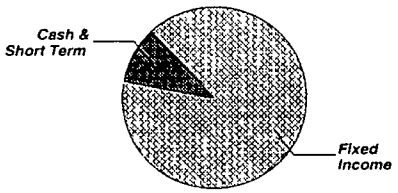

INCOME

Cash Position	Beginning Market Value	Ending Market Value	Change In Value
Accruals	404,420 08	405,367 51	947 43
Market Value	**$404,420.08**	**$405,367.51**	**$947.43**

J.P.Morgan

Cash & Short Term Summary

Asset Categories	Beginning Market Value	Ending Market Value	Change In Value	Current Allocation
Cash	(12,839,813 60)	(11,293,864 65)	1,545,948 95	
Short Term	10,163,421 77	7,163,712 92	(2,999,708 85)	10%
Total Value	**($2,676,391.83)**	**($4,130,151.73)**	**($1,453,759.90)**	**10%**

Asset Categories

Market Value/Cost	Current Period Value
Market Value	(4,130,151 73)
Tax Cost	(4,129,959 33)
Unrealized Gain/Loss	(192 40)
Estimated Annual Income	(4,456 21)
Accrued Interest	1,039 25

J.P.Morgan

Cash & Short Term Summary CONTINUED

SUMMARY BY MATURITY

Short Term	Market Value
Less than 3 months	6,857,063 30
3-6 months	300,123 00
6-12 months	6,526 62
Total Value	**$7,163,712.92**

SUMMARY BY TYPE

Short Term	Market Value	% of Bond Portfolio
Corporate Bonds	300,123 00	4%
Mortgage and Asset Backed Bonds	6,526 62	1%
Mutual Funds	6,857,063 30	95%
Total Value	**$7,163,712.92**	**100%**

J.P.Morgan

Note [1] This is the Annual Percentage Yield (APY) which is the rate earned if balances remain on deposit for a full year with compounding, there is no change in the interest rate and all interest is left in the account

Cash & Short Term Detail

	Quantity	Price	Market Value	Tax Cost Adjusted / Original	Unrealized Gain/Loss	Estimated Annual Income / Accrued Interest	Yield
Cash							
COST OF PENDING PURCHASES	(23,263,821 66)	1 00	(23,263,821 66)	(23,263,821 66)		(27,916 58)	0 12% [1]
PROCEEDS FROM PENDING SALES	11,133,917 19	1 00	11,133,917 19	11,133,917 19		13,360 70	0 12% [1]
US DOLLAR	836,039 82	1 00	836,039 82	836,039 82		1,003 24	0 12% [1]
Total Cash			**($11,293,864.65)**	**($11,293,864.65)**	**$0.00**	**($13,552.64)**	**0.00%**
Short Term							
JPMORGAN PRIME MONEY MARKET FUND INSTITUTIONAL SHARE CLASS FUND 829 7-Day Annualized Yield 11% 4812A2-60-3	6,857,063 30	1 00	6,857,063 30	6,857,063 30		6,857 06 848 15	0 10%
CVS CAREMARK CORP FLOATING RATE NOTE JUN 1 2010 DTD 5/25/2007 126650-BG-4 BBB /BAA	300,000 00	100 04	300,123 00	300,000 00	123 00	1,666 89 143 40	0 46%
GNMA POOL NO 44086 9% NOV 15 2010 DTD 11/1/80 362074-6X-9	735 51	102 60	754 66	791 13	(36 47)	66 19 5 51	2 01%

J.P.Morgan

BOOTH FERRIS FDTN FIXED INC A/C ACCT. P10544206
As of 12/31/09

	Quantity	Price	Market Value	Tax Cost Adjusted / Original	Unrealized Gain/Loss	Estimated Annual Income / Accrued Interest	Yield
Short Term							
GNMA POOL NO 45910 9% NOV 15 2010 DTD 1/1/81 362077-AK-5	5,625 47	102 60	5,771 96	6,050 89	(278 93)	506 29 42 19	2 01%
Total Short Term			**$7,163,712.92**	**$7,163,905.32**	**($192.40)**	**$9,096.43** **$1,039.25**	**0 12%**

J.P.Morgan

BOOTH FERRIS FDTN FIXED INC A/C ACCT P10544206
As of 12/31/09

Fixed Income Summary

Asset Categories	Beginning Market Value	Ending Market Value	Change In Value	Current Allocation
US Fixed Income - Taxable	57,832,567 45	58,267,124 69	434,557 24	84%
Non-US Fixed Income	3,939,087 13	4,321,249 56	382,162 43	6%
Total Value	**$61,771,654.58**	**$62,588,374.25**	**$816,719.67**	**90%**

Asset Categories

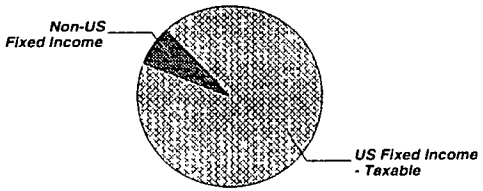

Market Value/Cost	Current Period Value
Market Value	62,588,374 25
Tax Cost	62,684,591 26
Unrealized Gain/Loss	(96,217 01)
Estimated Annual Income	2,751,367 74
Accrued Interest	404,328 26
Yield	3 79%

Fixed Income Summary CONTINUED

SUMMARY BY MATURITY

Fixed Income	Market Value	% of Bond Portfolio
Less than 5 years[1]	18,711,442 39	30%
5-10 years[1]	11,771,878 74	19%
10+ years[1]	32,105,053 12	51%
Total Value	**$62,588,374.25**	**100%**

SUMMARY BY TYPE

Fixed Income	Market Value	% of Bond Portfolio
Corporate Bonds	17,693,066 93	28%
Government and Agency Bonds	10,542,428 35	17%
International Bonds	4,321,249 56	7%
Mortgage and Asset Backed Bonds	30,031,629 41	48%
Total Value	**$62,588,374.25**	**100%**

[1]The years indicate the number of years until the bond is scheduled to mature based on the statement end date Some bonds may be called, or paid in full, before their stated maturity

J.P.Morgan

Note **P** indicates position adjusted for Pending Trade Activity

Fixed Income Detail

	Quantity	Price	Market Value	Tax Cost Adjusted / Original	Unrealized Gain/Loss	Estimated Annual Income / Accrued Interest	Yield
US Fixed Income - Taxable							
VERIZON COMMUNICATIONS NOTES 5 35% FEB 15 2011 DTD 2/15/2006 92343V-AB-0 A /A3	275,000 000	104 27	286,753 50	274,392 25	12,361 25	14,712 50 5,558 02	1 49%
FEDERAL HOME LOAN MORTGAGE CORP GOLD PARTIC CTF 7 1/2% MAY 1 2011 DTD 5/1/96 POOL NO E20242 31335K-HT-6	1,824 000	105 24	1,919 58	1,841 12	78 46	136 80 11 40	0 64%
MORGAN STANLEY 3 1/4% DEC 01 2011 DTD 12/02/2008 61757U-AB-6 AAA /AAA	610,000 000	103 73	632,765 20	609,792 60	22,972 60	19,825 00 1,651 88	1 27%
FREDDIE MAC NOTES 5 3/4% JAN 15 2012 DTD 1/14/2002 3134A4-JT-2 AAA /AAA	40,000 000	108 88	43,550 00	43,942 55	(392 55)	2,300 00 1,060 52	1 32%
PFIZER INC 4 45% MAR 15 2012 DTD 03/24/2009 717081-CZ-4 AA /A1	400,000 000	105 77	423,060 00	422,224 00	836 00	17,800 00 5,240 80	1 77%

	Quantity	Price	Market Value	Tax Cost Adjusted / Original	Unrealized Gain/Loss	Estimated Annual Income / Accrued Interest	Yield
US Fixed Income - Taxable							
FANNIE MAE NOTES 1 7/8% APR 20 2012 DTD 04/03/2009 31398A-WK-4 AAA /AAA	655,000 000	101 03	661,753 05	654,403 95	7,349 10	12,281 25 2,421 53	1 42%
CITIGROUP INC 2 1/8% APR 30 2012 DTD 01/30/2009 17313U-AE-9 AAA /AAA	885,000 000	101 07	894,478 35	881,805 12	12,673 23	18,806 25 3,186 00	1 65%
CITIGROUP INC 1 7/8% MAY 07 2012 DTD 05/07/2009 17290C-AB-2 AAA /AAA	415,000 000	100 53	417,207 80	413,916 85	3,290 95	7,781 25 1,166 98	1 64%
CAPITAL ONE AUTO FINANCE TRUST SER 2005-C CL A4A 4 71% JUN 15 2012 DTD 10/12/2005 14041G-CL-8 AAA /AAA	369,354 870	100 67	371,832 43	369,279 97	2,552 46	17,396 61 773 05	1 16%
BANK OF AMERICA CORP MEDIUM TERM NOTE 3 1/8% JUN 15 2012 DTD 12/04/2008 06050B-AA-9 AAA /AAA	600,000 000	103 62	621,720 00	615,870 00	5,850 00	18,750 00 832 80	1 62%
GOLDMAN SACHS GROUP INC 3 1/4% JUN 15 2012 DTD 12/01/2008 38146F-AA-9 AAA /AAA	610,000 000	103 89	633,747 30	607,633 20	26,114 10	19,825 00 880 84	1 63%
MORGAN STANLEY 1 95% JUN 20 2012 DTD 01/20/2009 61757U-AH-3 AAA /AAA	320,000 000	100 93	322,961 92	319,865 60	3,096 32	6,240 00 190 40	1 57%

J.P.Morgan

	Quantity	Price	Market Value	Tax Cost Adjusted / Original	Unrealized Gain/Loss	Estimated Annual Income / Accrued Interest	Yield
US Fixed Income - Taxable							
FANNIE MAE SUB NOTES 5 1/4% AUG 1 2012 DTD 7/26/2002 31359M-NU-3 A /AA2	935,000 000	106 71	997,766 55	966,564 67	31,201 88	49,087 50 20,453 12	2 55%
FEDERAL NATIONAL MORTGAGE ASSN GTD MTGE PASS THRU CTF 7% SEP 1 2012 DTD 9/1/97 POOL NO 392519 31378A-AU-0	6,037 460	105 75	6,384 43	6,140 28	244 15	422 62 35 21	1 91%
U S A NOTES 1 3/8% NOV 15 2012 DTD 11/16/2009 912828-LX-6 AAA /AAA	1,635,000 000	99 28	1,623,244 35	1,636,405 08	(13,160 73)	22,481 25 2,918 47	1 63%
EQT CORP 5 15% NOV 15 2012 DTD 11/15/2002 294549-AJ-9 BBB /BAA	180,000 000	104 63	188,328 60	187,752 60	576 00	9,270 00 1,184 40	3 44%
FREDDIE MAC NOTES 4 1/8% DEC 21 2012 DTD 12/17/2007 3137EA-BE-8 AAA /AAA	335,000 000	106 34	356,252 40	336,525 93	19,726 47	13,818 75 383 57	1 92%
CITIBANK NA 1 3/4% DEC 28 2012 DTD 10/27/2009 17314J-AT-0 AAA /AAA	575,000 000	99 12	569,940 00	573,211 75	(3,271 75)	10,062 50 1,788 82	2 05%

	Quantity	Price	Market Value	Tax Cost Adjusted / Original	Unrealized Gain/Loss	Estimated Annual Income / Accrued Interest	Yield
US Fixed Income - Taxable							
LEHMAN BROTHERS HOLDINGS MEDIUM TERM NOTES 5 5/8% JAN 24 2013 DTD 01/22/2008 IN DEFAULT 5252M0-BZ-9 NR /WR	450,000 000	20 50	92,250 00	447,948 00	(355,698 00)	25,312 50 11,038 95	100 48 %
CATERPILLAR FIN SERV CRP MEDIUM TERM NOTE 4 1/4% FEB 08 2013 DTD 02/08/2008 14912L-3S-8 A /A2	250,000 000	104 13	260,320 00	257,545 00	2,775 00	10,625 00 4,220 25	2 85 %
KRAFT FOODS INC 6% FEB 11 2013 DTD 08/13/2007 50075N-AQ-7 BBB /BAA	335,000 000	107 24	359,257 35	342,514 05	16,743 30	20,100 00 7,816 55	3 52 %
FANNIE MAE SUB NOTES 4 5/8% MAY 01 2013 DTD 04/21/2003 31359M-RK-1 A /AA2	810,000 000	105 20	852,144 30	818,852 66	33,291 64	37,462 50 6,243 48	2 97 %
EUROPEAN BK RECON & DEV NOTES 3 5/8% JUN 17 2013 DTD 05/08/2008 29874Q-BR-4 AAA /NA	325,000 000	104 87	340,831 08	342,680 00	(1,848 92)	11,781 25 457 92	2 16 %
AMER EXPRESS CREDIT CO NOTES 7 3% AUG 20 2013 DTD 08/20/2008 0258M0-CY-3 BBB /A2	150,000 000	112 39	168,582 00	165,235 50	3,346 50	10,950 00 3,984 45	3 63 %

J.P.Morgan

	Quantity	Price	Market Value	Tax Cost Adjusted / Original	Unrealized Gain/Loss	Estimated Annual Income / Accrued Interest	Yield
US Fixed Income - Taxable							
FEDERAL HOME LOAN BANK 3 5/8% OCT 18 2013 DTD 09/15/2008 3133XS-AE-8 AAA /AAA	1,265,000 000	104 75	1,325,087 50	1,330,375 20	(5,287 70)	45,856 25 9,297 75	2 31%
PRINCIPAL LIFE INC FDG MEDIUM TERM FLOATING RATE NOTE NOV 8 2013 DTD 11/10/2006 74254P-PF-3 A+ /AA3	210,000 000	94 66	198,779 70	189,525 00	9,254 70	956 15 144 48	1 89%
METLIFE INC NOTES 5% NOV 24 2013 DTD 11/24/2003 59156R-AG-3 A- /A3	265,000 000	105 27	278,970 80	276,755 40	2,215 40	13,250 00 1,361 57	3 54%
AUTOZONE INC 6 1/2% JAN 15 2014 DTD 08/04/2008 053332-AH-5 BBB /BAA	135,000 000	110 22	148,801 05	147,753 45	1,047 60	8,775 00 4,046 22	3 75%
DUKE ENERGY CORP SR NOTES 6 30% FEB 1 2014 DTD 01/26/2009 264399-EQ-5 BBB /BAA	225,000 000	109 96	247,414 50	248,247 00	(832 50)	14,175 00 5,906 25	3 65%
COCA COLA ENTERPRISES NOTES 7 3/8% MAR 03 2014 DTD 11/03/2008 191219-BT-0 A /A3	300,000 000	115 96	347,880 00	299,691 00	48,189 00	22,125 00 7,251 90	3 25%
EUROPEAN INVESTMENT BANK NOTES 3% APR 08 2014 DTD 04/08/2009 298785-EX-0 AAA /AAA	630,000 000	100 82	635,178 60	634,189 50	989 10	18,900 00 4,357 08	2 79%

J.P.Morgan

	Quantity	Price	Market Value	Tax Cost Adjusted / Original	Unrealized Gain/Loss	Estimated Annual Income / Accrued Interest	Yield
US Fixed Income - Taxable							
INTER AMERICAN DEVEL BK 3% APR 22 2014 DTD 04/22/2009 4581X0-BD-9 AAA /AAA	200,000 000	100 88	201,750 00	199,746 00	2,004 00	6,000 00 1,150 00	2 78%
P **U S A TREASURY NOTES** 1 7/8% APR 30 2014 DTD 04/30/2009 912828-KN-9 AAA /AAA	145,000 000	97 95	142,020 25	142,032 03	(11 78)	2,718 75	2 38%
BANK OF AMERICA CORP MEDIUM TERM NOTE 7 3/8% MAY 15 2014 DTD 05/13/2009 06051G-DY-2 A /A2	350,000 000	113 47	397,148 50	348,057 50	49,091 00	25,812 50 3,298 05	3 99%
HASBRO INC 6 1/8% MAY 15 2014 DTD 05/13/2009 418056-AR-8 BBB /BAA	165,000 000	108 88	179,643 75	164,886 15	14,757 60	10,106 25 1,291 29	3 90%
CAPITAL ONE FINANCIAL CO SR NOTES 7 3/8% MAY 23 2014 DTD 05/22/2009 14040H-AS-4 BBB /BAA	220,000 000	113 22	249,090 60	233,532 20	15,558 40	16,225 00 1,712 48	4 06%
AFRICAN DEVELOPMENT BANK NOTES 3% MAY 27 2014 DTD 05/27/2009 008281-AX-5 AAA /AAA	330,000 000	100 73	332,392 50	328,680 00	3,712 50	9,900 00 934 89	2 82%

J.P.Morgan

	Quantity	Price	Market Value	Tax Cost Adjusted / Original	Unrealized Gain/Loss	Estimated Annual Income / Accrued Interest	Yield
US Fixed Income - Taxable							
GREATER ORLANDO AVIATION AUTHORITY FLORIDA REV SPL PURP FACS 4 16% OCT 01 2014 DTD 10/07/2009 FED TAXABLE HELD BY DTC BOOK ENTRY ONLY 392273-AJ-7 NR /A2	320,000 000	99 17	317,356 80	320,000 00	(2,643 20)	13,312 00 3,105 92	4 35%
U S A NOTES 2 3/8% OCT 31 2014 DTD 11/02/2009 912828-LS-7 AAA /AAA	590,000 000	98 91	583,592 60	601,223 83	(17,631 23)	14,012 50 2,399 53	2 62%
PRUDENTIAL FINANCIAL INC SR NOTES 6 2% JAN 15 2015 DTD 06/08/2009 74432Q-BF-1 A /BAA	190,000 000	107 59	204,415 30	189,880 30	14,535 00	11,780 00 6,642 59	4.50%
DUKE REALTY LP 7 3/8% FEB 15 2015 DTD 08/11/2009 26441Y-AS-6 BBB /BAA	190,000 000	105 46	200,370 20	188,941 70	11,428 50	14,012 50 5,449 20	6 12%
P **U S A NOTES** 3% SEP 30 2016 DTD 09/30/2009 912828-LP-3 AAA /AAA	295,000 000	98 15	289,536 60	289,608 21	(71 61)	8,850 00	3 31%
GOLDMAN SACHS GROUP INC SR NOTES 5 3/4% OCT 01 2016 DTD 9/19/2006 38141G-ER-1 A /A1	410,000 000	105 40	432,140 00	408,597 80	23,542 20	23,575 00 5,893 75	4 80%

	Quantity	Price	Market Value	Tax Cost Adjusted / Original	Unrealized Gain/Loss	Estimated Annual Income / Accrued Interest	Yield
US Fixed Income - Taxable							
HCP INC 6% JAN 30 2017 DTD 01/22/2007 421915-EJ-4 BBB /BAA	185,000 000	94 11	174,103 50	175,259 75	(1,156 25)	11,100 00 4,655 71	7 07%
FANNIE MAE NOTES 5 3/8% JUN 12 2017 DTD 06/08/2007 31398A-DM-1 AAA /AAA	415,000 000	110 88	460,131 25	470,559 79	(10,428 54)	22,306 25 1,176 94	3 69%
CITIGROUP INC NOTES 6% AUG 15 2017 DTD 08/15/2007 172967-EH-0 A /A3	350,000 000	99 96	349,867 00	348,754 00	1,113 00	21,000 00 7,933 10	6 00%
COMCAST CORPORATION 6 3% NOV 15 2017 DTD 08/23/2007 20030N-AU-5 BBB /BAA	155,000 000	109 42	169,604 10	150,252 35	19,351 75	9,765 00 1,247 75	4 85%
GENERAL ELECTRIC CO 5 1/4% DEC 06 2017 DTD 12/06/2007 369604-BC-6 AA+ /AA2	200,000 000	102 19	204,372 00	191,430 00	12,942 00	10,500 00 729 00	4 91%
WELLS FARGO COMPANY 5 5/8% DEC 11 2017 DTD 12/10/2007 949746-NX-5 AA- /A1	200,000 000	104 02	208,032 00	187,998 00	20,034 00	11,250 00 625 00	5 01%
P **FNMA** 15 YR TBA 5% JAN 01 2018 01F050-41-1	1,235,000 000	105 78	1,306,397 82	1,306,398 44	(0 62)	61,750 00	

J.P.Morgan

	Quantity	Price	Market Value	Tax Cost Adjusted / Original	Unrealized Gain/Loss	Estimated Annual Income / Accrued Interest	Yield
US Fixed Income - Taxable							
P **FNMA DWARF 5 1/2% CMT** DUE JAN 1 2018 - JAN SETTLEMENT 01F052-41-7	580,000 000	106 53	617,880 96	617,881 25	(0 29)	31,900 00	2 91%
NORDSTROM INC 6 1/4% JAN 15 2018 DTD 12/03/2007 655664-AK-6 BBB /BAA	130,000 000	108 25	140,721 10	133,207 10	7,514 00	8,125 00 3,746 47	4 99%
COMCAST CORP 5 7/8% FEB 15 2018 DTD 11/17/2006 20030N-AR-2 BBB /BAA	100,000 000	106 16	106,158 00	105,679 00	479 00	5,875 00 2,219 40	4 94%
MORGAN STANLEY 6 5/8% APR 01 2018 DTD 04/01/2008 617446-6Q-7 A /A2	250,000 000	108 12	270,292 50	250,000 00	20,292 50	16,562 50 4,140 50	5 39%
NEWELL RUBBERMAID INC 6 1/4% APR 15 2018 DTD 03/28/2008 651229-AG-1 BBB /BAA	135,000 000	98 81	133,393 50	135,406 35	(2,012 85)	8,437 50 1,781 19	6 44%
BANK OF AMERICA CORP NOTES 5 65% MAY 01 2018 DTD 05/02/2008 06051G-DX-4 A /A2	250,000 000	101 56	253,902 50	248,662 50	5,240 00	14,125 00 2,354 00	5 41%
GENERAL ELEC CAP CORP MEDIUM TERM NOTES 5 5/8% MAY 01 2018 DTD 04/21/2008 36962G-3U-6 AA+ /AA2	150,000 000	102 47	153,711 00	149,599 50	4,111 50	8,437 50 1,406 25	5 25%

	Quantity	Price	Market Value	Tax Cost Adjusted / Original	Unrealized Gain/Loss	Estimated Annual Income / Accrued Interest	Yield
US Fixed Income - Taxable							
PHILIP MORRIS INTL INC NOTES 5 65% MAY 16 2018 DTD 05/16/2008 718172-AA-7 A /A2	60,000 000	105 16	63,094 80	63,247 20	(152 40)	3,390 00 423 72	4 89%
NEWS AMERICAN HOLDINGS INC NOTES 8 1/4% AUG 10 2018 DTD 8/10/93 652478-AQ-1 BBB /BAA	220,000 000	117 99	259,575 80	259,817 80	(242 00)	18,150 00 7,108 64	5 59%
IBM CORP NOTES 7 5/8% OCT 15 2018 DTD 10/15/2008 459200-GM-7 A+ /A1	150,000 000	122 11	183,171 00	149,442 00	33,729 00	11,437 50 2,414 55	4 54%
ALTRIA GROUP INC 9 7% NOV 10 2018 DTD 11/10/2008 02209S-AD-5 BBB /BAA	150,000 000	123 62	185,425 50	149,896 50	35,529 00	14,550 00 2,061 15	6 19%
XTO ENERGY CORP 6 1/2% DEC 15 2018 DTD 08/07/2008 98385X-AT-3 BBB /BAA	135,000 000	114 27	154,264 50	146,572 20	7,692 30	8,775 00 389 88	4 54%
U S A BONDS 8 7/8% FEB 15 2019 DTD 2/15/89 912810-EC-8 AAA /AAA	180,000 000	139 69	251,438 40	262,301 50	(10,863 10)	15,975 00 6,033 96	3 71%
FREDDIE MAC NOTES 3 3/4% MAR 27 2019 DTD 03/27/2009 3137EA-CA-5 AAA /AAA	380,000 000	98 03	372,517 80	384,685 02	(12,167 22)	14,250 00 3,720 58	4 01%

J.P.Morgan

	Quantity	Price	Market Value	Tax Cost Adjusted / Original	Unrealized Gain/Loss	Estimated Annual Income / Accrued Interest	Yield
US Fixed Income - Taxable							
MORGAN STANLEY 7 3% MAY 13 2019 DTD 05/13/2009 61747Y-CG-8 A /A2	100,000 000	112 29	112,293 00	99,987 00	12,306 00	7,300 00 973 30	5 59%
CITIGROUP INC SR NOTES 8 1/2% MAY 22 2019 DTD 05/22/2009 172967-EV-9 A /A3	100,000 000	115 48	115,475 00	98,259 00	17,216 00	8,500 00 920 80	6 29%
TRAVELLERS COS INC SR NOTES 5 9% JUN 02 2019 DTD 06/02/2009 89417E-AF-6 A- /A2	95,000 000	106 81	101,464 75	94,582 00	6,882 75	5,605 00 451 44	4 99%
ANADARKO PETROLEUM CORP 6 95% JUN 15 2019 DTD 06/12/2009 032511-BF-3 BBB /BAA	160,000 000	113 40	181,443 20	158,209 60	23,233 60	11,120 00 494 08	5 14%
NORFOLK SOUTHERN CORP NOTES 5 9% JUN 15 2019 DTD 06/01/2009 655844-BC-1 BBB /BAA	115,000 000	106 78	122,791 25	114,712 50	8,078 75	6,785 00 301 53	4 99%
U S A NOTES 3 5/8% AUG 15 2019 DTD 08/15/2009 912828-LJ-7 AAA /AAA	885,000 000	98 31	870,070 05	896,861 16	(26,791 11)	32,081 25 12,117 42	3 84%
AGL CAPITAL CORP 5 1/4% AUG 15 2019 DTD 08/10/2009 001192-AG-8 BBB /BAA	190,000 000	100 70	191,330 00	189,587 70	1,742 30	9,975 00 3,906 78	5 16%

J.P.Morgan

	Quantity	Price	Market Value	Tax Cost Adjusted / Original	Unrealized Gain/Loss	Estimated Annual Income / Accrued Interest	Yield
US Fixed Income - Taxable							
BERKLEY (WR) CORPORATION 7 3/8% SEP 15 2019 DTD 09/14/2009 084423-AQ-5 BBB /BAA	140,000 000	104 67	146,535 20	140,000 00	6,535 20	10,325 00 3,068 80	6 71 %
MARKEL CORP SR NOTES 7 1/8% SEP 30 2019 DTD 09/22/2009 570535-AH-7 BBB /BAA	140,000 000	103 26	144,558 40	139,778 80	4,779 60	9,975 00 2,743 02	6 66 %
U S A NOTES 3 3/8% NOV 15 2019 DTD 11/16/2009 912828-LY-4 AAA /AAA	420,000 000	96 19	403,989 60	417,058 53	(13,068 93)	14,175 00 1,840 02	3 84 %
KINDER MORGAN ENER PART 6 85% FEB 15 2020 DTD 05/14/2009 494550-BB-1 BBB /BAA	125,000 000	110 93	138,660 00	135,575 00	3,085 00	8,562 50 3,234 62	5 43 %
FANNIE MAE 4 5% NOV 01 2021 DTD 02/01/2008 POOL NO 889197 31410G-3E-1	1,230,431 400	103 98	1,279,402 57	1,295,413 56	(16,010 99)	55,369 41 922 82	3 19 %
P **FNMA** 15 YR TBA 4 50% JAN 15 2023 01F042-41-8		104 06			N/A		

J.P.Morgan

	Quantity	Price	Market Value	Tax Cost Adjusted / Original	Unrealized Gain/Loss	Estimated Annual Income / Accrued Interest	Yield
US Fixed Income - Taxable							
FEDERAL HOME LOAN MORTGAGE CORP GOLD PARTIC CTF 8% FEB 1 2026 DTD 2/1/96 POOL NO C00447 31292G-P8-3	1,668 350	114 70	1,913 60	1,670 55	243 05	133 46 11 12	3 92%
FEDERAL HOME LOAN MORTGAGE CORP GOLD PARTIC CTF 8% APR 1 2026 DTD 3/1/96 POOL NO D69002 3128F9-AB-6	18,585 620	114 69	21,316 59	18,608 83	2,707 76	1,486 84 123 89	3 82%
FEDERAL HOME LOAN MORTGAGE CORP GOLD PARTIC CTF 7 1/2% OCT 1 2026 DTD 10/1/96 POOL NO D75499 3128FH-DC-3	56,738 670	112 59	63,881 50	56,189 00	7,692 50	4,255 40 354 61	3 81%
FREDDIE MAC MULTICLASS MTGE PARTN CTF GTD REMIC SER 2931 CL GA 5% NOV 15 2028 DTD 2/1/2005 31395M-ZW-2	196,870 630	104 19	205,111 83	199,439 18	5,672 65	9,843 53 820 16	0 99%
U S A BONDS 5 3/8% FEB 15 2031 DTD 2/15/2001 912810-FP-8 AAA /AAA	200,000 000	110 50	221,000 00	237,532 05	(16,532 05)	10,750 00 4,060 40	4 59%
FREDDIE MAC 6 3/4% MAR 15 2031 DTD 10/25/2000 3134A4-AA-2 AAA /AAA	350,000 000	121 78	426,233 50	425,031 25	1,202 25	23,625 00 6,956 25	5 06%

	Quantity	Price	Market Value	Tax Cost Adjusted / Original	Unrealized Gain/Loss	Estimated Annual Income / Accrued Interest	Yield
US Fixed Income - Taxable							
GNMA POOL NO 550851 7% SEP 15 2031 DTD 9/1/2001 36213C-5L-0	92,463 860	111 37	102,980 70	96,234 67	6,746 03	6,472 47 539 34	4 26%
P **FNMA 30 YR 5.50% CMT** DUE 2033 - JAN SETTLEMENT (USD) 01F052-61-5	220,000 000	105 36	231,790 46	231,790 63	(0 17)	12,100 00	4 10%
P **FHLMC GOLD 6 1/2% CMT** JAN 1 2033 - JAN SETTLEMENT 02R062-61-9 NA /NR	605,000 000	107 77	651,981 88	651,982 03	(0 15)		
FANNIE MAE 6 5% SER 2006-43 CL G SEP 25 2033 DTD 5/01/2006 31395D-L7-2	155,146 870	104 19	161,653 23	157,140 73	4,512 50	10,084 54 840 27	2 47%
P **FNMA** 30 YR TBA 5 1/2% OCT 1 2033 01F052-6A-5		100 66			N/A		
P **FNMA** 30 YR TBA 6% OCT 1 2033 01F060-6A-8		101 97			N/A		
FANNIE MAE SER 2006-63 CL AB 6 50% OCT 25 2033 DTD 6/1/2006 31395N-QF-7	126,917 900	103 42	131,264 79	128,385 37	2,879 42	8,249 66 687 38	2 28%
FANNIE MAE SER 2006-63 CL AE 6 50% OCT 25 2033 DTD 6/1/2006 31395N-QG-5	130,302 390	103 42	134,765 19	131,859 89	2,905 30	8,469 65 705 71	5 58%

	Quantity	Price	Market Value	Tax Cost Adjusted / Original	Unrealized Gain/Loss	Estimated Annual Income / Accrued Interest	Yield
US Fixed Income - Taxable							
WACHOVIA ASSET SECURITIZATION, INC. SER 03-HE3 CL A FLOATING RATE NOV 25 2033 DTD 11/19/2003 1MO LIBOR +25 92975T-AA-2 BBB /BAA	37,290 540	51 00	19,017 85	37,290 54	(18,272 69)	179 46 0 29	21 10%
CS FIRST BOSTON MORTGAGE SECURITIES CORP SER 2003-29 CL 7A1 6 1/2% DEC 25 2033 DTD 12/1/2003 22541Q-4D-1 AAA /AAA	68,610 930	87 09	59,755 83	70,562 06	(10,806 23)	4,459 71 371 59	9 20%
FANNIE MAE SER 2006-59 CL DA 6 1/2% DEC 25 2033 DTD 6/1/2006 31395N-X4-4	128,908 870	104 09	134,182 84	130,434 62	3,748 22	8,379 07 698 17	2 43%
P **FNMA** 30 YR TBA 4 50% JAN 1 2034 01F042-61-6	1,920,000 000	101 70	1,952,699 52	1,952,700 00	(0 48)	86,400 00	
P **FNMA** 30 YR TBA 5% JAN 1 2034 01F050-61-9	160,000 000	103 94	166,300 00	166,300 00		8,000 00	
P **GNMA 30 YR 4 1/2% CMT** DUE 2034 - JAN SETTLEMENT 01N042-61-7	375,000 000	101 61	381,034 88	381,035 16	(0 28)		
P **GNMA 30 YR 5 1/2% CMT** DUE 2034 - JAN SETTLEMENT 01N052-61-6	1,045,000 000	105 70	1,104,597 40	1,104,597 66	(0 26)	57,475 00	4 25%

J.P.Morgan

	Quantity	Price	Market Value	Tax Cost Adjusted / Original	Unrealized Gain/Loss	Estimated Annual Income / Accrued Interest	Yield
US Fixed Income - Taxable							
P **GNMA - CMT** 30 YR TBA 6% JAN 1 2034 01N060-61-9	580,000 000	106 78	619,330 96	619,331 25	(0 29)	34,800 00	4 51 %
P **FHLMC** 30 YR TBA 5% JAN 1 2034 02R050-61-4	1,525,000 000	103 97	1,585,522 68	1,585,523 44	(0 76)		
P **FGLMC** 30 YR TBA 5 1/2% JAN 1 2034 02R052-61-0	975,000 000	106 05	1,033,956 30	1,032,385 75	1,570 55	53,625 00	5 06 %
COUNTRYWIDE ASSET BACK CERTIFICATES SER 20035 CL MF1 JAN 25 2034 5 413% DTD 11/1/2003 126671-R4-0 AA+ /AAA	68,058 900	65 13	44,327 06	68,058 63	(23,731 57)	3,684 02 306 94	20 17 %
PACIFICORP 5 90% AUG 15 2034 DTD 8/24/2004 695114-BX-5 A /A2	100,000 000	102 74	102,742 00	99,639 00	3,103 00	5,900 00 2,228 80	5 69 %
FANNIE MAE 6% DEC 1 2034 DTD 12/1/2004 POOL NO 806065 31406C-QS-0	345,931 654	106 66	368,956 86	358,147 38	10,809 48	20,755 89 1,729 65	4 30 %
FREDDIE MAC GOLD PARTIC CTF 6% JUN 1 2035 DTD 1/1/2005 POOL NO 0A31004 31297L-DH-0	120,399 540	106 47	128,188 19	124,632 34	3,555 85	7,223 97 601 99	3 10 %

J.P.Morgan

	Quantity	Price	Market Value	Tax Cost Adjusted / Original	Unrealized Gain/Loss	Estimated Annual Income / Accrued Interest	Yield
US Fixed Income - Taxable							
FEDERAL NATIONAL MORTGAGE ASSN GTD MTGE PASS THRU CTF 6 1/2% FEB 1 2035 DTD 2/1/2005 POOL NO 787555 31405E-5Q-4	209,900 270	107 38	225,380 41	220,690 46	4,689 95	13,643 51 1,136 81	4 61%
FEDERAL NATIONAL MORTGAGE ASSN GTD MTGE PASS THRU CTF 6% MAR 1 2035 DTD 3/1/2005 POOL NO 787562 31405E-5X-9	743,796 800	106 41	791,444 42	767,621 53	23,822 89	44,627 80 3,718 98	4 36%
FEDERAL NATIONAL MORTGAGE ASSN GTD MTGE PASS THRU CTF 6 1/2% MAR 1 2035 DTD 3/1/2005 POOL NO 787563 31405E-5Y-7	197,631 510	107 38	212,206 83	207,296 94	4,909 89	12,846 04 1,070 37	4 61%
FEDERAL NATIONAL MORTGAGE ASSN GTD MTGE PASS THRU CTF 7% MAR 1 2035 DTD 3/1/2005 POOL NO 787564 31405E-5Z-4	42,857 740	109 73	47,028 66	45,643 47	1,385 19	3,000 04 249 98	4 53%
FANNIE MAE 7 50% MAR 1 2035 DTD 3/1/2005 POOL NO 787565 31405E-6A-8	30,017 210	114 06	34,236 73	32,427 95	1,808 78	2,251 29 187 60	3 40%
ALLSTATE CORPORATION SR NOTES 5 55% MAY 9 2035 DTD 5/9/2005 020002-AS-0 A- /A3	115,000 000	96 30	110,746 15	99,169 10	11,577 05	6,382 50 921 84	5 83%

	Quantity	Price	Market Value	Tax Cost Adjusted / Original	Unrealized Gain/Loss	Estimated Annual Income / Accrued Interest	Yield
US Fixed Income - Taxable							
FREDDIE MAC SER 2980 CL QB 6 5% MAY 15 2035 DTD 5/1/2005 31395U-EH-0	149,154 375	108 15	161,316 96	152,976 45	8,340 51	9,695 03 807 82	3 71 %
VERIZON GLOBAL FUNDING CORPORATION 5 85% SEP 15 2035 DTD 9/13/2005 92344G-AX-4 A /A3	215,000 000	97 51	209,652 95	213,464 90	(3,811 95)	12,577 50 3,703 37	6 04 %
STRUCTURED ADJUSTABLE RATE MORTGAGE LOAN TRUST SER 2005-19XS CL 1A1 FLOATING RATE OCT 25 2035 DTD 8/25/2005 863579-YR-3 BB- /AA1	650,662 775	60 18	391,542 12	650,357 78	(258,815 66)	3,586 77 17 56	13 32 %
WELLS FARGO MORTGAGE BACK SEC TR SER 2005-9 CL 1A8 5 50% OCT 25 2035 DTD 9/1/2005 94982W-AH-7 AAA /A2	218,366 572	95 10	207,665 87	212,668 55	(5,002 68)	12,010 16 1,000 77	8 77 %
LEHMAN XS TRUST SER 2005-5N CL 3A1A FLOATING RATE NOV 25 2035 DTD 10/31/2005 1MO LIBOR+30 86359D-UR-6 B+ /BAA	743,040 430	57 12	424,411 69	742,227 73	(317,816 04)	3,947 40 28 23	15 42 %
FANNIE MAE 7% JAN 1 2036 DTD 1/1/2006 POOL NO 852145 31408H-WE-1	11,784 432	109 72	12,930 11	12,045 90	884 21	824 91 68 73	4 55 %

	Quantity	Price	Market Value	Tax Cost Adjusted / Original	Unrealized Gain/Loss	Estimated Annual Income / Accrued Interest	Yield
US Fixed Income - Taxable							
FANNIE MAE 7% FEB 1 2036 DTD 2/1/2006 POOL NO 866525 31409B-VS-3	136,233 351	109 72	149,477 96	139,373 13	10,104 83	9,536 33 794 64	4 55%
COUNTRYWIDE ASSET-BACKED CERTIFICATE SER 2005-11 CL AF3 4 778% FEB 25 2036 DTD 9/1/2005 126670-CH-9 AAA /BAA	270,275 040	84 39	228,089 43	270,269 26	(42,179 83)	12,913 74 1,075 96	10 57%
WELLS FARGO MORTAGE BACK SECUR TRUST SER 2006-AR3 CL A1 5 703001% MAR 25 2036 DTD 2/1/2006 94983G-AA-6 BBB /NA	0 060	84 16	0 05	0 06	(0 01)		8 22%
AT&T INC 6 80% MAY 15 2036 DTD 5/18/2006 00206R-AB-8 A /A2	150,000 000	106 50	159,748 50	149,412 00	10,336 50	10,200 00 1,303 20	6 29%
CREDIT-BASED ASSET SERVICING AND SECURITIZ SER 2007-CB2 CL A2A 5 891% FEB 25 2037 DTD 2/1/2007 1248MB-AG-0 A+ /B3	238,228 290	95 30	227,031 42	238,225 37	(11,193 95)	13,533 20 1,127 53	9 74%
PUGET SOUND ENERGY INC SR NOTES 6 274% MAR 15 2037 DTD 9/18/2006 745332-BX-3 A- /BAA	100,000 000	103 76	103,764 00	100,009 80	3,754 20	6,274 00 1,847 30	5 99%

	Quantity	Price	Market Value	Tax Cost Adjusted / Original	Unrealized Gain/Loss	Estimated Annual Income / Accrued Interest	Yield
US Fixed Income - Taxable							
FREDDIE MAC GOLD PARTIC CTF 5 5% APR 01 2037 DTD 04/01/2007 POOL NO G02927 3128M4-SQ-7	759,253 800	104 87	796,229 46	794,843 82	1,385 64	41,758 95 3,479 66	3 43%
FANNIE MAE 5 5% APR 01 2037 DTD 03/01/2007 POOL NO 914387 31411S-2U-9	2,222,680 430	104 79	2,329,191 28	2,227,716 20	101,475 08	122,247 42 10,186 54	4 29%
P **U S A BONDS** 5% MAY 15 2037 DTD 08/15/2007 912810-PU-6 AAA /AAA	35,000 000	106 20	37,171 05	37,139 79	31 26	1,750 00	4 60%
FREDDIE MAC PARTIC CTF ARMS 5 512% JUNE 01 2037 DTD 06/01/07 POOL NO 1J1749 3128NH-5J-8	1,400,342 848	106 08	1,485,525 70	1,386,284 71	99,240 99	77,256 91 6,437 37	2 87%
FEDERAL NATIONAL MORTGAGE ASSN GTD MTGE PASS THRU CTF 6% JUN 1 2037 DTD 5/1/2007 POOL NO 256749 31371N-EW-1	1,508,567 873	106 08	1,600,258 63	1,530,842 81	69,415 82	90,514 07 7,542 83	4 47%
FLORIDA POWER CORP 6 35% SEP 15 2037 DTD 09/18/2007 341099-CH-0 A- /A1	75,000 000	108 39	81,288 75	74,901 00	6,387 75	4,762 50 1,402 27	5 74%

J.P.Morgan

	Quantity	Price	Market Value	Tax Cost Adjusted / Original	Unrealized Gain/Loss	Estimated Annual Income / Accrued Interest	Yield
US Fixed Income - Taxable							
DARDEN RESTAURANTS INC 6 8% OCT 15 2037 DTD 10/16/2007 237194-AH-8 BBB /BAA	75,000 000	103 69	77,766 75	64,129 50	13,637 25	5,100 00 1,076 62	6 51%
COUNTRYWIDE ASSET-BACKED CERTS SER 2007-8 CL 2A1 FLOATING RATE NOV 25 2037 DTD 5/31/2007 12669W-AC-0 AAA /BAA	435,707 530	93 34	406,695 77	435,707 53	(29,011 76)	1,268 99 10 45	7 85%
P **FNMA 30 YR 6% CMT** DUE 2038 - JAN SETTLEMENT 01F060-61-8 NA /NR	510,000 000	106 72	544,265 37	544,265 63	(0 26)	30,600 00	4 32%
CSX CORP 7 45% APR 01 2038 DTD 03/27/2008 126408-GP-2 BBB /BAA	95,000 000	118 21	112,302 35	110,646 50	1,655 85	7,077 50 1,769 37	6 09%
ENTERPRISE PRODUCTS OPER 7 55% APR 15 2038 DTD 10/15/2009 29379V-AM-5 BBB /BAA	70,000 000	112 93	79,047 50	79,641 10	(593 60)	5,285 00 1,115 66	6 54%
ORACLE CORP 6 1/2% APR 15 2038 DTD 04/09/2008 68389X-AE-5 A /A2	125,000 000	109 81	137,261 25	124,785 00	12,476 25	8,125 00 1,715 25	5 79%
U S A NOTES 4 1/2% MAY 15 2038 DTD 08/15/2008 912810-PX-0 AAA /AAA	1,265,000 000	97 92	1,238,713 30	1,288,661 70	(49,948 40)	56,925 00 7,390 13	4 63%

J.P.Morgan

	Quantity	Price	Market Value	Tax Cost Adjusted / Original	Unrealized Gain/Loss	Estimated Annual Income / Accrued Interest	Yield
US Fixed Income - Taxable							
CS FIRST BOSTON MTG SEC SER 2003 -C3 A5 3 936% MAY 15 2038 DTD 6/1/2003 22541Q-DJ-8 AAA /AAA	400,000 000	98 42	393,676 00	390,187 50	3,488 50	15,744 00 1,312 00	4 46%
ALABAMA POWER CO SR NOTES 6 1/8% MAY 15 2038 DTD 05/14/2008 010392-EZ-7 A /A2	75,000 000	106 80	80,100 00	74,805 75	5,294 25	4,593 75 586 95	5 64%
PHILIP MORRIS INTL INC NOTES 6 3/8% MAY 16 2038 DTD 05/16/2008 718172-AC-3 A /A2	110,000 000	108 09	118,902 30	109,503 90	9,398 40	7,012 50 876 48	5 79%
P **FREDDIE MAC** 30 YR TBA GOLD 4 1/2% JUN 15 2038 02R042-61-1	615,000 000	101 58	624,705 32	624,705 47	(0 15)	27,675 00	
LB-UBS COMMERCIAL MORTGAGE TRUST 5 882544% SER 2006-C4 CL A4 JUN 15 2038 DTD 6/11/2006 52108R-AE-2 AA- /AAA	180,000 000	94 66	170,394 86	180,888 37	(10,493 51)	10,588 39 882 36	7 09%
TIME WARNER CABLE INC 7 3% JUL 01 2038 DTD 06/19/2008 88732J-AN-8 BBB /BAA	170,000 000	110 86	188,465 40	172,592 50	15,872 90	12,410 00 6,239 34	6 46%
FANNIE MAE 5% JAN 01 2039 DTD 12/01/2008 POOL NO AA0835 31416H-4V-4	869,292 851	102 73	893,059 32	886,135 40	6,923 92	43,464 64 3,621 47	4 31%

	Quantity	Price	Market Value	Tax Cost Adjusted / Original	Unrealized Gain/Loss	Estimated Annual Income / Accrued Interest	Yield
US Fixed Income - Taxable							
AMGEN INC 6 4% FEB 01 2039 DTD 01/16/2009 031162-BA-7 A+ /A3	160,000 000	109 73	175,563 20	159,252 80	16,310 40	10,240 00 4,266 56	5 71%
CONOCOPHILLIPS NOTES 6 1/2% FEB 01 2039 DTD 02/03/2009 20825C-AQ-7 A /A1	150,000 000	110 98	166,476 00	147,840 00	18,636 00	9,750 00 4,062 45	5 72%
SAN ANTONIO TEXAS ELECTRIC & GAS BUILD AMERICA BONDS 5 985% FEB 01 2039 DTD 06/12/2009 HELD BY DTC BOOK ENTRY ONLY 796253-T9-3 AA /AA1	95,000 000	100 62	95,590 90	95,000 00	590 90	5,685 75 3,142 88	5 94%
PACIFIC GAS & ELECTRIC 6 1/4% MAR 01 2039 DTD 03/06/2009 694308-GQ-4 BBB /A3	75,000 000	107 15	80,365 50	74,070 75	6,294 75	4,687 50 1,562 47	5 74%
GNMA 5% MAR 15 2039 DTD 03/01/2009 POOL NO 701738 36296U-S3-5	601,946 210	103 03	620,173 14	615,490 22	4,682 92	30,097 31 2,507 70	4 36%
FREDDIE MAC GOLD PARTIC CTF 5% JUL 01 2039 DTD 07/01/2009 POOL NO G08354 3128MJ-MC-1	970,261 900	102 65	995,935 03	1,003,159 85	(7,224 82)	48,513 09 4,042 11	4 06%

	Quantity	Price	Market Value	Tax Cost Adjusted / Original	Unrealized Gain/Loss	Estimated Annual Income / Accrued Interest	Yield
US Fixed Income - Taxable							
TENN VALLEY AUTHORITY MEDIUM TERM NOTE 5 1/4% SEP 15 2039 DTD 09/15/2009 880591-EH-1 AAA /AAA	160,000 000	99 09	158,536 00	158,211 20	324 80	8,400 00 2,473 28	5 31%
P **FREDDIE MAC** GOLD PARTIC CTF 4 5% DEC 01 2039 DTD 12/01/2009 POOL NO A90316 312938-K5-1	900,000 000	99 63	896,695 20	896,695 31	(0 11)	40,500 00	4 36%
MORGAN STANLEY CAPITAL I SER 2004-HQ3 CL A3 4 49% JAN 13 2041 DTD 3/1/2004 61745M-XA-6 AAA /AAA	750,000 000	101 29	759,643 95	727,207 03	32,436 92	33,675 00 2,805 75	3 11%
WACHOVIA BANK COMMERCIAL MORTGAGE TRUST SER 2005-C20 CL A7 5 118% JUL 15 2042 DTD 8/1/2005 929766-4Q-3 AAA /AAA	205,000 000	96 61	198,050 44	200,043 16	(1,992 72)	10,491 90 874 32	5 87%
BANC OF AMERICA COMMERCIAL MORTGAGE INC SER 2005-2 CL A5 4 857% JULY 10,2043 DTD 6/1/2005 05947U-M2-1 AAA /AAA	250,000 000	96 64	241,598 50	245,732 42	(4,133 92)	12,142 50 1,011 75	5 64%
WASHINGTON MUTUAL SER 2005-AR9 CL A1A FLOATING RATE JUL 25 2045 DTD 7/21/2005 92922F-U4-8 AAA /AAA	700,611 020	74 05	518,804 07	700,501 52	(181,697 45)	3,862 11 13 31	5 53%

J.P.Morgan

	Quantity	Price	Market Value	Tax Cost Adjusted / Original	Unrealized Gain/Loss	Estimated Annual Income / Accrued Interest	Yield
US Fixed Income - Taxable							
WAMU ASSET -BACKED CERTIFICATES SER 2007-HE3 CL 2A1 FLOATING RATE MAY 25 2037 DTD 5/10/2007 93364E-AB-0 BBB /BAA	341,310 270	89 24	304,588 73	341,310 27	(36,721 54)	1,096 45 7 16	15 85 %
CITIGROUP COMMERCIAL MORTGAGE TRUST FLOATING RATE NOTE SER 2006-C4 CL A3 MAR 15 2049 DTD 6/1/2006 17309D-AD-5 NA /AAA	255,000 000	95 77	244,216 28	252,884 01	(8,667 73)	14,598 88 1,216 35	6 71 %
Total US Fixed Income - Taxable			**$58,267,124.69**	**$58,581,305.21**	**($314,180 52)**	**$2,537,107.84** **$356,612.87**	**3.78 %**
Non-US Fixed Income							
HSBC HOLDINGS PLC SUB NOTES 5 1/4% DEC 12 2012 DTD 12/12/2002 404280-AB-5 A /A1	520,000 000	106 19	552,182 80	527,618 00	24,564 80	27,300 00 1,440 40	3 04 %
ARCELORMITTAL 5 3/8% JUN 01 2013 DTD 05/27/2008 03938L-AC-8 BBB /BAA	235,000 000	105 53	247,983 75	250,296 15	(2,312 40)	12,631 25 1,052 56	3 64 %
TYCO INTERNATIONAL GROUP SA 6% NOV 15 2013 DTD 11/12/2003 902118-BK-3 BBB /BAA	200,000 000	109 54	219,076 00	222,382 00	(3,306 00)	12,000 00 1,533 20	3 35 %

	Quantity	Price	Market Value	Tax Cost Adjusted / Original	Unrealized Gain/Loss	Estimated Annual Income / Accrued Interest	Yield
Non-US Fixed Income							
CREDIT SUISSE NEW YORK SR NOTES 5 1/2% MAY 01 2014 DTD 05/04/2009 22546Q-AA-5 A+ /AA1	220,000 000	108 52	238,744 00	219,773 40	18,970 60	12,100 00 2,016 52	3 37%
BARCLAYS BANK PLC SR NOTES 5 2% JUL 10 2014 DTD 07/10/2009 06739F-FZ-9 AA- /AA3	350,000 000	106 00	371,002 80	349,590 50	21,412 30	18,200 00 8,645 00	3 75%
DEUTSCHE BANK AG LONDON 3 7/8% AUG 18 2014 DTD 08/18/2009 2515A0-Q3-0 A+ /AA1	190,000 000	102 12	194,020 40	189,257 10	4,763 30	7,362 50 2,719 85	3 38%
WPP FINANCE 8% SEP 15 2014 DTD 06/10/2009 92931N-AC-4 BBB /BAA	155,000 000	113 73	176,275 30	153,401 95	22,873 35	12,400 00 3,651 02	4 71%
WESTPAC BANKING CORP 4 2% FEB 27 2015 DTD 08/27/2009 961214-BH-5 AA /AA1	260,000 000	101 65	264,282 20	260,088 40	4,193 80	10,920 00 3,761 16	3 84%
ARAB REPUBLIC OF EGYPT 4 45% SEP 15 2015 DTD 9/27/2005 038461-AC-3 AAA /AAA	610,000 000	104 91	639,963 20	607,919 90	32,043 30	27,145 00 7,992 22	3 49%
UBS AG STAMFORD CT 5 7/8% DEC 20 2017 DTD 12/20/2007 90261X-EM-0 A+ /AA3	190,000 000	102 77	195,261 48	186,137 30	9,124 18	11,162 50 341 05	5 44%

J.P.Morgan

BOOTH FERRIS FDTN FIXED INC A/C ACCT. P10544206
As of 12/31/09

	Quantity	Price	Market Value	Tax Cost Adjusted / Original	Unrealized Gain/Loss	Estimated Annual Income / Accrued Interest	Yield
Non-US Fixed Income							
BRITISH TELECOM PLC 5 95% JAN 15 2018 DTD 12/12/2007 11102A-AA-9 BBB /BAA	140,000 000	101 64	142,289 00	140,999 60	1,289 40	8,330 00 3,841 04	5 69%
KFW 4 3/8% MAR 15 2018 DTD 03/04/2008 500769-CR-3 AAA /AAA	260,000 000	102 71	267,051 20	257,660 00	9,391 20	11,375 00 3,349 06	3 98%
TELECOM ITALIA CAPITAL 6 999% JUN 04 2018 DTD 06/04/2008 87927V-AU-2 BBB /BAA	160,000 000	110 03	176,046 40	144,612 80	31,433 60	11,198 40 839 84	5 50%
KFW 4 7/8% JUN 17 2019 DTD 06/17/2009 500769-DJ-0 AAA /AAA	320,000 000	105 67	338,151 68	318,947 20	19,204 48	15,600 00 606 40	4 14%
TELEFONICA SA 5 877% JUL 15 2019 DTD 07/06/2009 87938W-AH-6 A- /BAA	200,000 000	107 18	214,366 00	200,000 00	14,366 00	11,754 00 5,713 60	4 92%
SHELL INTERNATIONAL FINANCE 6 3/8% DEC 15 2038 DTD 12/11/2008 822582-AD-4 AA /AA1	75,000 000	112 74	84,553 35	74,601 75	9,951 60	4,781 25 212 47	5 49%
Total Non-US Fixed Income			**$4,321,249.56**	**$4,103,286.05**	**$217,963.51**	**$214,259.90** **$47,715.39**	**3.95%**