



See a Social Security Number? Say Something!  
Report Privacy Problems to <https://public.resource.org/privacy>  
Or call the IRS Identity Theft Hotline at 1-800-908-4490



**Return of Private Foundation  
or Section 4947(a)(1) Nonexempt Charitable Trust  
Treated as a Private Foundation**

**2009**

Department of the Treasury  
Internal Revenue Service

Note: The foundation may be able to use a copy of this return to satisfy state reporting requirements

**For calendar year 2009, or tax year beginning** \_\_\_\_\_, **2009, and ending** \_\_\_\_\_

**G** Check all that apply:  Initial return  Initial Return of a former public charity  Final return  
 Amended return  Address change  Name change

Use the IRS label otherwise, print or type See Specific Instructions.	<b>THE LAPKIN FOUNDATION</b> C/O CATANIO, MOSKOWITZ, & GUTWETTER P.C. 70 GRAND AVENUE RIVER EDGE, , NJ 07661	<b>A</b> Employer identification number 13-6112550 <b>B</b> Telephone number (see the instructions) 201-487-5000 <b>C</b> If exemption application is pending, check here <input type="checkbox"/> <b>D</b> 1 Foreign organizations, check here <input type="checkbox"/> 2 Foreign organizations meeting the 85% test, check here and attach computation <input type="checkbox"/> <b>E</b> If private foundation status was terminated under section 507(b)(1)(A), check here <input type="checkbox"/> <b>F</b> If the foundation is in a 60-month termination under section 507(b)(1)(B), check here <input type="checkbox"/>
<b>H</b> Check type of organization: <input checked="" type="checkbox"/> Section 501(c)(3) exempt private foundation <input type="checkbox"/> Section 4947(a)(1) nonexempt charitable trust <input type="checkbox"/> Other taxable private foundation		
<b>I</b> Fair market value of all assets at end of year (from Part II, column (c), line 16) ▶ \$ 493,151.		<b>J</b> Accounting method: <input checked="" type="checkbox"/> Cash <input type="checkbox"/> Accrual <input type="checkbox"/> Other (specify) _____ (Part I, column (d) must be on cash basis)

Part I Analysis of Revenue and Expenses (The total of amounts in columns (b), (c), and (d) may not necessarily equal the amounts in column (a) (see the instructions))	(a) Revenue and expenses per books	(b) Net investment income	(c) Adjusted net income	(d) Disbursements for charitable purposes (cash basis only)
<b>1</b> Contributions, gifts, grants, etc. received (att sch)				
<b>2</b> <input checked="" type="checkbox"/> if the foundn is not req to att Sch B				
<b>3</b> Interest on savings and temporary cash investments				
<b>4</b> Dividends and interest from securities	9,251.	9,251.	9,251.	
<b>5a</b> Gross rents				
<b>b</b> Net rental income or (loss)		Statement 1		
<b>6a</b> Net gain/(loss) from sale of assets not on line 10	-46,578.			
<b>b</b> Gross sales price for all assets on line 6a	185,752.			
<b>7</b> Capital gain net income (from Part IV, line 2)				
<b>8</b> Net short-term capital gain				
<b>9</b> Income modifications				
<b>10a</b> Gross sales less returns and allowances				
<b>b</b> Less: Cost of goods sold				
<b>c</b> Gross profit/(loss) (att sch)				
<b>11</b> Other income (attach schedule)				
<b>12 Total.</b> Add lines 1 through 11	-37,327.	9,251.	9,251.	
<b>13</b> Compensation of officers, directors, trustees, etc.	0.			
<b>14</b> Other employee salaries and wages				
<b>15</b> Pension plans, employee benefits				
<b>16a</b> Legal fees (attach schedule)				
<b>b</b> Accounting fees (attach sch) See St 2	4,000.			4,000.
<b>c</b> Other prof fees (attach sch) See St 3	4,421.	4,421.		
<b>17</b> Interest				
<b>18</b> Taxes (attach schedule) (see instr.)				
<b>19</b> Depreciation (attach sch) and depletion				
<b>20</b> Occupancy	4,000.			4,000.
<b>21</b> Travel, conferences, and meetings				
<b>22</b> Printing and publications				
<b>23</b> Other expenses (attach schedule) See Statement 4	1,503.			1,503.
<b>24 Total operating and administrative expenses.</b> Add lines 13 through 23	13,924.	4,421.		9,503.
<b>25</b> Contributions, gifts, grants paid Part XV	17,300.			17,300.
<b>26 Total expenses and disbursements.</b> Add lines 24 and 25	31,224.	4,421.	0.	26,803.
<b>27 Subtract line 26 from line 12:</b>				
<b>a Excess of revenue over expenses and disbursements</b>	-68,551.			
<b>b Net investment income</b> (if negative, enter -0-)		4,830.		
<b>c Adjusted net income</b> (if negative, enter -0-)			9,251.	

SCANNED JUN 25 2010 10:25:28 AM  
 ADMINISTRATIVE EXPANSIONS

**RECEIVED**  
 JUN 21 2010  
 OGDEN, UT  
 IRS OSC

14

Part II. Balance Sheets		Attached schedules and amounts in the description column should be for end-of-year amounts only (See instructions.)			
		Beginning of year	End of year		
		(a) Book Value	(b) Book Value	(c) Fair Market Value	
ASSETS	1	Cash – non-interest-bearing			
	2	Savings and temporary cash investments	37,191.	42,878.	42,878.
	3	Accounts receivable ▶			
		Less: allowance for doubtful accounts ▶			
	4	Pledges receivable ▶			
		Less: allowance for doubtful accounts ▶			
	5	Grants receivable			
	6	Receivables due from officers, directors, trustees, and other disqualified persons (attach schedule) (see the instructions)			
	7	Other notes and loans receivable (attach sch) ▶			
		Less: allowance for doubtful accounts ▶			
	8	Inventories for sale or use			
	9	Prepaid expenses and deferred charges			
	10a	Investments – U.S. and state government obligations (attach schedule)			
		b Investments – corporate stock (attach schedule)	493,307.	419,069.	450,273.
		c Investments – corporate bonds (attach schedule)			
	11	Investments – land, buildings, and equipment: basis ▶			
	Less: accumulated depreciation (attach schedule) ▶				
12	Investments – mortgage loans				
13	Investments – other (attach schedule)				
14	Land, buildings, and equipment basis ▶				
	Less: accumulated depreciation (attach schedule) ▶				
15	Other assets (describe ▶)				
16	<b>Total assets</b> (to be completed by all filers – see instructions. Also, see page 1, item I.)	530,498.	461,947.	493,151.	
LIABILITIES	17	Accounts payable and accrued expenses			
	18	Grants payable			
	19	Deferred revenue			
	20	Loans from officers, directors, trustees, & other disqualified persons			
	21	Mortgages and other notes payable (attach schedule)			
	22	Other liabilities (describe ▶)			
	23	<b>Total liabilities</b> (add lines 17 through 22)	0.	0.	
NET ASSETS OR FUND BALANCES	<input type="checkbox"/> <b>Foundations that follow SFAS 117, check here and complete lines 24 through 26 and lines 30 and 31.</b>				
	24	Unrestricted			
	25	Temporarily restricted			
	26	Permanently restricted			
	<input checked="" type="checkbox"/> <b>Foundations that do not follow SFAS 117, check here and complete lines 27 through 31.</b>				
	27	Capital stock, trust principal, or current funds			
	28	Paid-in or capital surplus, or land, building, and equipment fund	288,076.	288,076.	
	29	Retained earnings, accumulated income, endowment, or other funds	242,422.	173,871.	
30	<b>Total net assets or fund balances</b> (see the instructions)	530,498.	461,947.		
31	<b>Total liabilities and net assets/fund balances</b> (see the instructions)	530,498.	461,947.		

Part III Analysis of Changes in Net Assets or Fund Balances

1	Total net assets or fund balances at beginning of year – Part II, column (a), line 30 (must agree with end-of-year figure reported on prior year's return)	1	530,498.
2	Enter amount from Part I, line 27a	2	-68,551.
3	Other increases not included in line 2 (itemize) ▶	3	
4	Add lines 1, 2, and 3	4	461,947.
5	Decreases not included in line 2 (itemize) ▶	5	
6	Total net assets or fund balances at end of year (line 4 minus line 5) – Part II, column (b), line 30	6	461,947.

**Part IV Capital Gains and Losses for Tax on Investment Income**

(a) List and describe the kind(s) of property sold (e.g., real estate, 2-story brick warehouse; or common stock, 200 shares MLC Company)	(b) How acquired P — Purchase D — Donation	(c) Date acquired (month, day, year)	(d) Date sold (month, day, year)
1 a N/A			
b			
c			
d			
e			

(e) Gross sales price	(f) Depreciation allowed (or allowable)	(g) Cost or other basis plus expense of sale	(h) Gain or (loss) (e) plus (f) minus (g)
a			
b			
c			
d			
e			

Complete only for assets showing gain in column (h) and owned by the foundation on 12/31/69			(l) Gains (Column (h) gain minus column (k), but not less than -0-) or Losses (from column (h))
(i) Fair Market Value as of 12/31/69	(j) Adjusted basis as of 12/31/69	(k) Excess of column (i) over column (j), if any	
a			
b			
c			
d			
e			

2 Capital gain net income or (net capital loss)	[ If gain, also enter in Part I, line 7 If (loss), enter -0- in Part I, line 7 ]	2	
3 Net short-term capital gain or (loss) as defined in sections 1222(5) and (6)		3	
If gain, also enter in Part I, line 8, column (c) (see the instructions) If (loss), enter -0- in Part I, line 8			

**Part V Qualification Under Section 4940(e) for Reduced Tax on Net Investment Income**

(For optional use by domestic private foundations subject to the section 4940(a) tax on net investment income)

If section 4940(d)(2) applies, leave this part blank

Was the foundation liable for the section 4942 tax on the distributable amount of any year in the base period?  Yes  No

If 'Yes,' the foundation does not qualify under section 4940(e) Do not complete this part

(a) Base period years Calendar year (or tax year beginning in)	(b) Adjusted qualifying distributions	(c) Net value of noncharitable-use assets	(d) Distribution ratio (column (b) divided by column (c))
2008	26,491.	562,185.	0.047121
2007	25,806.	635,183.	0.040628
2006	24,428.	584,912.	0.041764
2005	20,366.	565,147.	0.036037
2004	21,807.	563,529.	0.038697

2 Total of line 1, column (d)	2	0.204247
3 Average distribution ratio for the 5-year base period — divide the total on line 2 by 5, or by the number of years the foundation has been in existence if less than 5 years	3	0.040849
4 Enter the net value of noncharitable-use assets for 2009 from Part X, line 5	4	441,069.
5 Multiply line 4 by line 3	5	18,017.
6 Enter 1% of net investment income (1% of Part I, line 27b)	6	48.
7 Add lines 5 and 6	7	18,065.
8 Enter qualifying distributions from Part XII, line 4	8	26,803.

If line 8 is equal to or greater than line 7, check the box in Part VI, line 1b, and complete that part using a 1% tax rate See the Part VI instructions

**Part VI Excise Tax Based on Investment Income (Section 4940(a), 4940(b), 4940(e), or 4948 – see the instructions)**

1 a Exempt operating foundations described in section 4940(d)(2), check here <input type="checkbox"/> and enter 'N/A' on line 1 Date of ruling or determination letter _____ (attach copy of letter if necessary - see instr.)			
b Domestic foundations that meet the section 4940(e) requirements in Part V, check here <input checked="" type="checkbox"/> and enter 1% of Part I, line 27b		1	48.
c All other domestic foundations enter 2% of line 27b Exempt foreign organizations enter 4% of Part I, line 12, column (b)			
2 Tax under section 511 (domestic section 4947(a)(1) trusts and taxable foundations only Others enter -0-)		2	0.
3 Add lines 1 and 2		3	48.
4 Subtitle A (income) tax (domestic section 4947(a)(1) trusts and taxable foundations only Others enter -0-)		4	0.
5 Tax based on investment income. Subtract line 4 from line 3 If zero or less, enter -0-		5	48.
6 Credits/Payments.			
a 2009 estimated tax pmts and 2008 overpayment credited to 2009	6 a	819.	
b Exempt foreign organizations – tax withheld at source	6 b		
c Tax paid with application for extension of time to file (Form 8868)	6 c		
d Backup withholding erroneously withheld	6 d		
7 Total credits and payments Add lines 6a through 6d	7	819.	
8 Enter any penalty for underpayment of estimated tax Check here <input type="checkbox"/> if Form 2220 is attached	8		
9 Tax due If the total of lines 5 and 8 is more than line 7, enter amount owed	9	0.	
10 Overpayment. If line 7 is more than the total of lines 5 and 8, enter the amount overpaid	10	771.	
11 Enter the amount of line 10 to be Credited to 2010 estimated tax <input checked="" type="checkbox"/> Refunded	11	0.	

**Part VII-A Statements Regarding Activities**

	Yes	No
1 a During the tax year, did the foundation attempt to influence any national, state, or local legislation or did it participate or intervene in any political campaign?		X
b Did it spend more than \$100 during the year (either directly or indirectly) for political purposes (see the instructions for definition)? <i>If the answer is 'Yes' to 1a or 1b, attach a detailed description of the activities and copies of any materials published or distributed by the foundation in connection with the activities</i>		X
c Did the foundation file Form 1120-POL for this year?		X
d Enter the amount (if any) of tax on political expenditures (section 4955) imposed during the year (1) On the foundation ▶ \$ 0. (2) On foundation managers ▶ \$ 0.		
e Enter the reimbursement (if any) paid by the foundation during the year for political expenditure tax imposed on foundation managers ▶ \$ 0.		
2 Has the foundation engaged in any activities that have not previously been reported to the IRS? <i>If 'Yes,' attach a detailed description of the activities</i>		X
3 Has the foundation made any changes, not previously reported to the IRS, in its governing instrument, articles of incorporation, or bylaws, or other similar instruments? <i>If 'Yes,' attach a conformed copy of the changes</i>		X
4 a Did the foundation have unrelated business gross income of \$1,000 or more during the year?		X
b If 'Yes,' has it filed a tax return on Form 990-T for this year?		N/A
5 Was there a liquidation, termination, dissolution, or substantial contraction during the year? <i>If 'Yes,' attach the statement required by General Instruction T</i>		X
6 Are the requirements of section 508(e) (relating to sections 4941 through 4945) satisfied either: • By language in the governing instrument, or • By state legislation that effectively amends the governing instrument so that no mandatory directions that conflict with the state law remain in the governing instrument?	X	
7 Did the foundation have at least \$5,000 in assets at any time during the year? <i>If 'Yes,' complete Part II, column (c), and Part XV</i>	X	
8 a Enter the states to which the foundation reports or with which it is registered (see the instructions) ▶ NY NJ		
b If the answer is 'Yes' to line 7, has the foundation furnished a copy of Form 990-PF to the Attorney General (or designate) of each state as required by General Instruction G? <i>If 'No,' attach explanation</i>	X	
9 Is the foundation claiming status as a private operating foundation within the meaning of section 4942(j)(3) or 4942(j)(5) for calendar year 2009 or the taxable year beginning in 2009 (see instructions for Part XIV)? <i>If 'Yes,' complete Part XIV</i>		X
10 Did any persons become substantial contributors during the tax year? <i>If 'Yes,' attach a schedule listing their names and addresses</i>		X

BAA

Form 990-PF (2009)

**Part VII-A Statements Regarding Activities Continued**

11	At any time during the year, did the foundation, directly or indirectly, own a controlled entity within the meaning of section 512(b)(13)? If 'Yes', attach schedule (see instructions)	11		X
12	Did the foundation acquire a direct or indirect interest in any applicable insurance contract before August 17, 2008?	12		X
13	Did the foundation comply with the public inspection requirements for its annual returns and exemption application? Website address <span style="float:right">▶ N/A</span>	13	X	
14	The books are in care of ▶ <u>CATANIO, MOSKOWITZ &amp; GUTWETTER</u> Telephone no ▶ <u>201-487-5000</u> Located at ▶ <u>70 GRAND AVE, RIVER EDGE, NJ</u> ZIP + 4 ▶ <u>07661</u>			
15	Section 4947(a)(1) nonexempt charitable trusts filing Form 990-PF in lieu of Form 1041 – Check here and enter the amount of tax-exempt interest received or accrued during the year .		N/A	▶ <input type="checkbox"/> N/A
			▶ 15	N/A

**Part VII-B Statements Regarding Activities for Which Form 4720 May Be Required**

File Form 4720 if any item is checked in the 'Yes' column, unless an exception applies.

		Yes	No
<b>1 a</b>	During the year did the foundation (either directly or indirectly)		
(1)	Engage in the sale or exchange, or leasing of property with a disqualified person? <input type="checkbox"/> Yes <input checked="" type="checkbox"/> No		
(2)	Borrow money from, lend money to, or otherwise extend credit to (or accept it from) a disqualified person? <input type="checkbox"/> Yes <input checked="" type="checkbox"/> No		
(3)	Furnish goods, services, or facilities to (or accept them from) a disqualified person? <input type="checkbox"/> Yes <input checked="" type="checkbox"/> No		
(4)	Pay compensation to, or pay or reimburse the expenses of, a disqualified person? <input type="checkbox"/> Yes <input checked="" type="checkbox"/> No		
(5)	Transfer any income or assets to a disqualified person (or make any of either available for the benefit or use of a disqualified person)? <input type="checkbox"/> Yes <input checked="" type="checkbox"/> No		
(6)	Agree to pay money or property to a government official? ( <b>Exception.</b> Check 'No' if the foundation agreed to make a grant to or to employ the official for a period after termination of government service, if terminating within 90 days ) <input type="checkbox"/> Yes <input checked="" type="checkbox"/> No		
<b>b</b>	If any answer is 'Yes' to 1a(1)-(6), did <b>any</b> of the acts fail to qualify under the exceptions described in Regulations section 53.4941(d)-3 or in a current notice regarding disaster assistance (see the instructions)? Organizations relying on a current notice regarding disaster assistance check here ▶ <input type="checkbox"/>	1 b	N/A
<b>c</b>	Did the foundation engage in a prior year in any of the acts described in 1a, other than excepted acts, that were not corrected before the first day of the tax year beginning in 2009?	1 c	X
<b>2</b>	Taxes on failure to distribute income (section 4942) (does not apply for years the foundation was a private operating foundation defined in section 4942(j)(3) or 4942(j)(5))		
<b>a</b>	At the end of tax year 2009, did the foundation have any undistributed income (lines 6d and 6e, Part XIII) for tax year(s) beginning before 2009? <input type="checkbox"/> Yes <input checked="" type="checkbox"/> No If 'Yes,' list the years ▶ 20__ , 20__ , 20__ , 20__		
<b>b</b>	Are there any years listed in 2a for which the foundation is <b>not</b> applying the provisions of section 4942(a)(2) (relating to incorrect valuation of assets) to the year's undistributed income? (If applying section 4942(a)(2) to <b>all</b> years listed, answer 'No' and attach statement – see the instructions )	2 b	N/A
<b>c</b>	If the provisions of section 4942(a)(2) are being applied to <b>any</b> of the years listed in 2a, list the years here ▶ 20__ , 20__ , 20__ , 20__ .		
<b>3 a</b>	Did the foundation hold more than a 2% direct or indirect interest in any business enterprise at any time during the year? <input type="checkbox"/> Yes <input checked="" type="checkbox"/> No		
<b>b</b>	If 'Yes,' did it have excess business holdings in 2009 as a result of (1) any purchase by the foundation or disqualified persons after May 26, 1969, (2) the lapse of the 5-year period (or longer period approved by the Commissioner under section 4943(c)(7)) to dispose of holdings acquired by gift or bequest, or (3) the lapse of the 10-, 15-, or 20-year first phase holding period? (Use Schedule C, Form 4720, to determine if the foundation had excess business holdings in 2009 )	3 b	N/A
<b>4 a</b>	Did the foundation invest during the year any amount in a manner that would jeopardize its charitable purposes?	4 a	X
<b>b</b>	Did the foundation make any investment in a prior year (but after December 31, 1969) that could jeopardize its charitable purpose that had not been removed from jeopardy before the first day of the tax year beginning in 2009?	4 b	X

BAA

**Part VII-B Statements Regarding Activities for Which Form 4720 May Be Required (continued)**

5a During the year did the foundation pay or incur any amount to:

- (1) Carry on propaganda, or otherwise attempt to influence legislation (section 4945(e))?  Yes  No
- (2) Influence the outcome of any specific public election (see section 4955), or to carry on, directly or indirectly, any voter registration drive?  Yes  No
- (3) Provide a grant to an individual for travel, study, or other similar purposes?  Yes  No
- (4) Provide a grant to an organization other than a charitable, etc, organization described in section 509(a)(1), (2), or (3), or section 4940(d)(2)? (see instructions)  Yes  No
- (5) Provide for any purpose other than religious, charitable, scientific, literary, or educational purposes, or for the prevention of cruelty to children or animals?  Yes  No

b If any answer is 'Yes' to 5a(1)-(5), did any of the transactions fail to qualify under the exceptions described in Regulations section 53.4945 or in a current notice regarding disaster assistance (see instructions)?

Organizations relying on a current notice regarding disaster assistance check here

5b N/A

c If the answer is 'Yes' to question 5a(4), does the foundation claim exemption from the tax because it maintained expenditure responsibility for the grant?

N/A  Yes  No

If 'Yes,' attach the statement required by Regulations section 53.4945-5(d).

6a Did the foundation, during the year, receive any funds, directly or indirectly, to pay premiums on a personal benefit contract?

Yes  No

6b X

b Did the foundation, during the year, pay premiums, directly or indirectly, on a personal benefit contract?

If 'Yes' to 6b, file Form 8870

7a At any time during the tax year, was the foundation a party to a prohibited tax shelter transaction?

Yes  No

b If yes, did the foundation receive any proceeds or have any net income attributable to the transaction?

7b N/A

**Part VIII Information About Officers, Directors, Trustees, Foundation Managers, Highly Paid Employees, and Contractors**

1 List all officers, directors, trustees, foundation managers and their compensation (see instructions).

(a) Name and address	(b) Title and average hours per week devoted to position	(c) Compensation (If not paid, enter -0-)	(d) Contributions to employee benefit plans and deferred compensation	(e) Expense account, other allowances
DAVID J. GUTWETTER 70 GRAND AVE RIVER EDGE, NJ 07661	PRES/TREAS/T 2.00	0.	0.	0.
HESTER BAUSBACK C/O D. GUTWETTER 70 GRAND AVE RIVER EDGE, NJ 07661	VP/TRUSTEE 0	0.	0.	0.
CAREN YEGELWEL C/O D. GUTWETTER 70 GRAND AVE RIVER EDGE,, NJ 07661	Sec./Trustee 0	0.	0.	0.

2 Compensation of five highest-paid employees (other than those included on line 1— see instructions). If none, enter 'NONE.'

(a) Name and address of each employee paid more than \$50,000	(b) Title and average hours per week devoted to position	(c) Compensation	(d) Contributions to employee benefit plans and deferred compensation	(e) Expense account, other allowances
None				

Total number of other employees paid over \$50,000

0

**Part VIII** Information About Officers, Directors, Trustees, Foundation Managers, Highly Paid Employees, and Contractors (continued)

**3** Five highest-paid independent contractors for professional services – (see instructions). If none, enter 'NONE'.

(a) Name and address of each person paid more than \$50,000	(b) Type of service	(c) Compensation
None		
-----		
-----		
-----		
-----		
-----		
<b>Total</b> number of others receiving over \$50,000 for professional services		0

**Part IX-A** Summary of Direct Charitable Activities

List the foundation's four largest direct charitable activities during the tax year. Include relevant statistical information such as the number of organizations and other beneficiaries served, conferences convened, research papers produced, etc.

	Expenses
1 N/A	
-----	
2	
-----	
3	
-----	
4	
-----	

**Part IX-B** Summary of Program-Related Investments (see instructions)

Describe the two largest program-related investments made by the foundation during the tax year on lines 1 and 2

	Amount	
1 N/A		
-----		
2		
-----		
All other program-related investments See instructions		
3		
-----		
<b>Total.</b> Add lines 1 through 3		0.

BAA

**Part X Minimum Investment Return** (All domestic foundations must complete this part. Foreign foundations, see instructions.)

<b>1</b> Fair market value of assets not used (or held for use) directly in carrying out charitable, etc, purposes		
<b>a</b> Average monthly fair market value of securities	<b>1a</b>	407,722.
<b>b</b> Average of monthly cash balances	<b>1b</b>	40,064.
<b>c</b> Fair market value of all other assets (see instructions)	<b>1c</b>	
<b>d Total</b> (add lines 1a, b, and c)	<b>1d</b>	447,786.
<b>e</b> Reduction claimed for blockage or other factors reported on lines 1a and 1c (attach detailed explanation)	<b>1e</b>	0.
<b>2</b> Acquisition indebtedness applicable to line 1 assets	<b>2</b>	0.
<b>3</b> Subtract line 2 from line 1d	<b>3</b>	447,786.
<b>4</b> Cash deemed held for charitable activities. Enter 1-1/2% of line 3 (for greater amount, see instructions)	<b>4</b>	6,717.
<b>5 Net value of noncharitable-use assets.</b> Subtract line 4 from line 3 Enter here and on Part V, line 4	<b>5</b>	441,069.
<b>6 Minimum investment return.</b> Enter 5% of line 5	<b>6</b>	22,053.

**Part XI Distributable Amount** (see instructions) (Section 4942(j)(3) and (j)(5) private operating foundations and certain foreign organizations check here  and do not complete this part.)

<b>1</b> Minimum investment return from Part X, line 6	<b>1</b>	22,053.
<b>2a</b> Tax on investment income for 2009 from Part VI, line 5	<b>2a</b>	48.
<b>b</b> Income tax for 2009 (This does not include the tax from Part VI).	<b>2b</b>	
<b>c</b> Add lines 2a and 2b	<b>2c</b>	48.
<b>3</b> Distributable amount before adjustments Subtract line 2c from line 1	<b>3</b>	22,005.
<b>4</b> Recoveries of amounts treated as qualifying distributions	<b>4</b>	
<b>5</b> Add lines 3 and 4	<b>5</b>	22,005.
<b>6</b> Deduction from distributable amount (see instructions)	<b>6</b>	
<b>7 Distributable amount</b> as adjusted Subtract line 6 from line 5 Enter here and on Part XIII, line 1	<b>7</b>	22,005.

**Part XII Qualifying Distributions** (see instructions)

<b>1</b> Amounts paid (including administrative expenses) to accomplish charitable, etc, purposes:		
<b>a</b> Expenses, contributions, gifts, etc – total from Part I, column (d), line 26	<b>1a</b>	26,803.
<b>b</b> Program-related investments – total from Part IX-B	<b>1b</b>	
<b>2</b> Amounts paid to acquire assets used (or held for use) directly in carrying out charitable, etc, purposes	<b>2</b>	
<b>3</b> Amounts set aside for specific charitable projects that satisfy the		
<b>a</b> Suitability test (prior IRS approval required)	<b>3a</b>	
<b>b</b> Cash distribution test (attach the required schedule).	<b>3b</b>	
<b>4 Qualifying distributions</b> Add lines 1a through 3b Enter here and on Part V, line 8, and Part XIII, line 4	<b>4</b>	26,803.
<b>5</b> Foundations that qualify under section 4940(e) for the reduced rate of tax on net investment income Enter 1% of Part I, line 27b (see instructions)	<b>5</b>	48.
<b>6 Adjusted qualifying distributions.</b> Subtract line 5 from line 4	<b>6</b>	26,755.

**Note:** The amount on line 6 will be used in Part V, column (b), in subsequent years when calculating whether the foundation qualifies for the section 4940(e) reduction of tax in those years

**Part XIII** Undistributed Income (see instructions)

	(a) Corpus	(b) Years prior to 2008	(c) 2008	(d) 2009
1 Distributable amount for 2009 from Part XI, line 7				22,005.
2 Undistributed income, if any, as of the end of 2009				
a Enter amount for 2008 only			26,191.	
b Total for prior years 20 __, 20 __, 20 __		0.		
3 Excess distributions carryover, if any, to 2009				
a From 2004				
b From 2005				
c From 2006				
d From 2007				
e From 2008				
f Total of lines 3a through e	0.			
4 Qualifying distributions for 2009 from Part XII, line 4 ▶ \$ 26,803.				
a Applied to 2008, but not more than line 2a			26,191.	
b Applied to undistributed income of prior years (Election required – see instructions)		0.		
c Treated as distributions out of corpus (Election required – see instructions)	0.			
d Applied to 2009 distributable amount				612.
e Remaining amount distributed out of corpus	0.			
5 Excess distributions carryover applied to 2009 (If an amount appears in column (d), the same amount must be shown in column (a))	0.			0.
6 Enter the net total of each column as indicated below:				
a Corpus Add lines 3f, 4c, and 4e Subtract line 5	0.			
b Prior years' undistributed income Subtract line 4b from line 2b		0.		
c Enter the amount of prior years' undistributed income for which a notice of deficiency has been issued, or on which the section 4942(a) tax has been previously assessed		0.		
d Subtract line 6c from line 6b Taxable amount – see instructions.		0.		
e Undistributed income for 2008. Subtract line 4a from line 2a Taxable amount – see instructions			0.	
f Undistributed income for 2009 Subtract lines 4d and 5 from line 1 This amount must be distributed in 2010				21,393.
7 Amounts treated as distributions out of corpus to satisfy requirements imposed by section 170(b)(1)(F) or 4942(g)(3) (see instructions)	0.			
8 Excess distributions carryover from 2004 not applied on line 5 or line 7 (see instructions)	0.			
9 Excess distributions carryover to 2010. Subtract lines 7 and 8 from line 6a	0.			
10 Analysis of line 9				
a Excess from 2005				
b Excess from 2006				
c Excess from 2007				
d Excess from 2008				
e Excess from 2009				

**Part XIV Private Operating Foundations** (see instructions and Part VII-A, question 9) N/A

**1** a If the foundation has received a ruling or determination letter that it is a private operating foundation, and the ruling is effective for 2009, enter the date of the ruling ▶

b Check box to indicate whether the foundation is a private operating foundation described in section  4942(j)(3) or  4942(j)(5)

**2a** Enter the lesser of the adjusted net income from Part I or the minimum investment return from Part X for each year listed

	Tax year	Prior 3 years			
	(a) 2009	(b) 2008	(c) 2007	(d) 2006	(e) Total
b 85% of line 2a					
c Qualifying distributions from Part XII, line 4 for each year listed					
d Amounts included in line 2c not used directly for active conduct of exempt activities					
e Qualifying distributions made directly for active conduct of exempt activities Subtract line 2d from line 2c					
<b>3</b> Complete 3a, b, or c for the alternative test relied upon					
a 'Assets' alternative test – enter:					
(1) Value of all assets					
(2) Value of assets qualifying under section 4942(j)(3)(B)(i)					
b 'Endowment' alternative test – enter 2/3 of minimum investment return shown in Part X, line 6 for each year listed					
c 'Support' alternative test – enter:					
(1) Total support other than gross investment income (interest, dividends, rents, payments on securities loans (section 512(a)(5)), or royalties)					
(2) Support from general public and 5 or more exempt organizations as provided in section 4942(j)(3)(B)(iii)					
(3) Largest amount of support from an exempt organization					
(4) Gross investment income					

**Part XV Supplementary Information (Complete this part only if the organization had \$5,000 or more in assets at any time during the year – see instructions.)**

**1 Information Regarding Foundation Managers:**

a List any managers of the foundation who have contributed more than 2% of the total contributions received by the foundation before the close of any tax year (but only if they have contributed more than \$5,000) (See section 507(d)(2) )

None

b List any managers of the foundation who own 10% or more of the stock of a corporation (or an equally large portion of the ownership of a partnership or other entity) of which the foundation has a 10% or greater interest

None

**2 Information Regarding Contribution, Grant, Gift, Loan, Scholarship, etc, Programs:**

Check here  if the foundation only makes contributions to preselected charitable organizations and does not accept unsolicited requests for funds. If the foundation makes gifts, grants, etc, (see instructions) to individuals or organizations under other conditions, complete items 2a, b, c, and d

a The name, address, and telephone number of the person to whom applications should be addressed

See Statement 5

b The form in which applications should be submitted and information and materials they should include

See Statement for Line 2a

c Any submission deadlines

See Statement for Line 2a

d Any restrictions or limitations on awards, such as by geographical areas, charitable fields, kinds of institutions, or other factors

See Statement for Line 2a

**Part XV** Supplementary Information (continued)

**3** Grants and Contributions Paid During the Year or Approved for Future Payment

Recipient Name and address (home or business)	If recipient is an individual, show any relationship to any foundation manager or substantial contributor	Foundation status of recipient	Purpose of grant or contribution	Amount
a Paid during the year See Statement 6				
<b>Total</b>				▶ <b>3a</b> 17,300.
b Approved for future payment				
<b>Total</b>				▶ <b>3b</b>





**Statement 1**  
**Form 990-PF, Part I, Line 6a**  
**Net Gain (Loss) from Noninventory Sales Per Books**  
**Assets Not Included in Part IV**

Description:	UBS # 19813 S/T LOSS SEE STMT		
Date Acquired:	Various		
How Acquired:	Purchase		
Date Sold:	Various		
To Whom Sold:			
Gross Sales Price:		37,574.	
Cost or Other Basis:		41,320.	
Basis Method:	Cost		
Depreciation:		0.	
			Gain (Loss) -3,746.
Description:	UBS # 19816 S/T GAIN SEE STMT		
Date Acquired:	Various		
How Acquired:	Purchase		
Date Sold:	Various		
To Whom Sold:			
Gross Sales Price:		57,003.	
Cost or Other Basis:		49,437.	
Basis Method:	Cost		
Depreciation:		0.	
			Gain (Loss) 7,566.
Description:	UBS #19813 L/T LOSS SEE STMT		
Date Acquired:	Various		
How Acquired:	Purchase		
Date Sold:	Various		
To Whom Sold:			
Gross Sales Price:		63,450.	
Cost or Other Basis:		88,813.	
Basis Method:	Cost		
Depreciation:		0.	
			Gain (Loss) -25,363.
Description:	UBS # 19816 L/T LOSS SEE STMT		
Date Acquired:	Various		
How Acquired:	Purchase		
Date Sold:	Various		
To Whom Sold:			
Gross Sales Price:		27,725.	
Cost or Other Basis:		52,760.	
Basis Method:	Cost		
Depreciation:		0.	
			Gain (Loss) -25,035.
			Total \$ <u>-46,578.</u>

**Statement 2**  
**Form 990-PF, Part I, Line 16b**  
**Accounting Fees**

	(a) Expenses per Books	(b) Net Investment Income	(c) Adjusted Net Income	(d) Charitable Purposes
ACCOUNTING & INFORMATION RETURN	\$ 4,000.			\$ 4,000.
Total	<u>\$ 4,000.</u>	<u>\$ 0.</u>	<u>\$ 0.</u>	<u>\$ 4,000.</u>

**Statement 3**  
**Form 990-PF, Part I, Line 16c**  
**Other Professional Fees**

	(a) Expenses per Books	(b) Net Investment Income	(c) Adjusted Net Income	(d) Charitable Purposes
INVESTMENT MANAGEMENT	\$ 4,421.	\$ 4,421.		
Total	<u>\$ 4,421.</u>	<u>\$ 4,421.</u>	<u>\$ 0.</u>	<u>\$ 0.</u>

**Statement 4**  
**Form 990-PF, Part I, Line 23**  
**Other Expenses**

	(a) Expenses per Books	(b) Net Investment Income	(c) Adjusted Net Income	(d) Charitable Purposes
ASSOC. DUES	\$ 495.			\$ 495.
D & O INSURANCE	758.			758.
NJ FILING FEES	30.			30.
NYS DEPT OF CHARITIES	100.			100.
PUBLIC NOTICE	120.			120.
Total	<u>\$ 1,503.</u>	<u>\$ 0.</u>	<u>\$ 0.</u>	<u>\$ 1,503.</u>

**Statement 5**  
**Form 990-PF, Part XV, Line 2a-d**  
**Application Submission Information**

Name of Grant Program:  
Name: LAPKIN FOUNDATION  
Care Of: DAVID GUTWETTER  
Street Address: 70 GRAND AND STE 105  
City, State, Zip Code: RIVER EDGE, NJ 07661  
Telephone: 201-487-5000  
Form and Content: A BRIEF LETTER STATING THE REASON FOR THE REQUEST OR PROPOSED USE OF THE FUNDS, INCLUDING A COPY OF THE MOST RECENT IRS DETERMINATION LETTER  
Submission Deadlines: NO SUBMISSION DEADLINES  
Restrictions on Awards: ONLY GRANTS TO OTHER 501(C)(3) ORGANIZATIONS, FOR SCIENTIFIC, RELIGIOUS, EDUCATION, PUBLIC SUPPORT, AND SIMILAR PURPOSES.

Statement 6  
Form 990-PF, Part XV, Line 3a  
Recipient Paid During the Year

<u>Name and Address</u>	<u>Donee Relationship</u>	<u>Found- ation Status</u>	<u>Purpose of Grant</u>	<u>Amount</u>
THE GLEN ROCK JEWISH CTR 682 HARRISTOWN RD GLEN ROCK,, NJ 07452		PUB CH	FOR GENERAL OPERATING PURPOSES AND FUNDS WERE ALSO DONATED TO FUND THE PURCHASE A TORAH	\$ 4,800.
THE NATION INSTITUTE 116 EAST 16TH ST 8TH FL NEW YORK,, NY 10003		PUB CH	TO SUPPORT ISSUES OF THE ORGANIZATION SUCH AS FREE SPEECH AND FREEDOM OF THE PRESS.	4,000.
GLEN ROCK PUBLIC LIBRARY 315 ROCK ROAD GLEN ROCK, NEW JERSEY 07452,		GOV'T	TO ADD TO THE VOLUME OF THE LIBRARY BOOKS	1,500.
CORNELL UNIVERSITY LAW SCHOOL 261MYRON TAYLOR HALL ITHACA, NY 14853		UNIV	TO DIGITIZE AND MAKE WIDELY AVAILABLE THE GENERAL DONOVAN NUREMBERG TRIALS COLLECTION HELD AT CORNELL UNIV	5,000.
GLEN ROCK HIGH SCHOOL THEATRE COMPANY 400 HAMILTON AVE GLEN ROCK, NJ 07452		GOVT	TO PURCHASE EQUIPMENT FOR HIGH SCHOOL THEATRE PRODUCTIONS	1,000.
LONG MEMORIAL SCHOOL, SADDLE BROOK 260 FLORAL LANE SADDLE BROOK, NJ 07663		GOVT	TO PURCHASE LIBRARY BOOKS FOR THE STUDENTS	1,000.

Total \$ 17,300.

UBS Financial Services Inc  
61 SOUTH PARAMUS ROAD, 2ND FL  
MACK CENTRE IV  
PARAMUS NJ 07652-1238

CPZ6001284251 1209 X15 HK O

**ACCESS**  
December 2009

2/2/10

00007476 07 AT 1.562 07 TR 00111 B601F034 100010 col  
LAPKIN FOUNDATION  
C/O CATANIO MOSKOWITZ  
GUTWETTER  
70 GRAND AVENUE  
RIVER EDGE NJ 07661-1935

**Account name:** LAPKIN FOUNDATION  
C/O CATANIO MOSKOWITZ  
**Account number:** HK 19813 CM

**Your Financial Advisor:**  
CAGAN / SUDOL  
Phone: 201-845-4415/800-698-2707

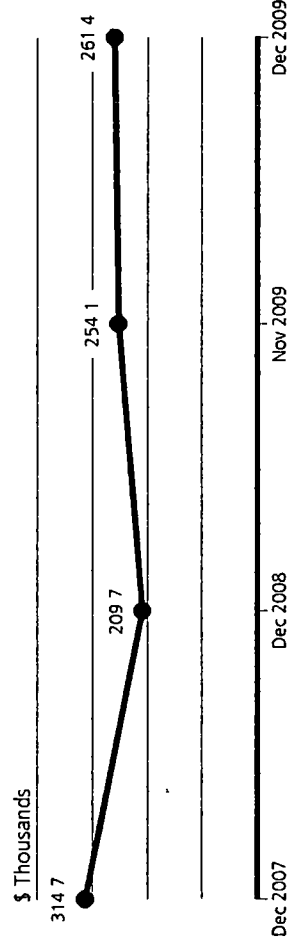
**Questions about your statement?**  
Call your Financial Advisor or the  
ResourceLine at 800-762-1000,  
account 063019813

**Visit our website:**  
[www.ubs.com/financialservices](http://www.ubs.com/financialservices)

## Value of your account

	on November 30 (\$)	on December 31 (\$)
Your assets	254,096.13	261,410.90
Your liabilities	0.00	0.00
<b>Value of your account</b>	<b>\$254,096.13</b>	<b>\$261,410.90</b>

## Tracking the value of your account



## Sources of your account growth during 2009

Value of your account at year end 2008	\$209,713.95
Net amount you invested	-\$4,607.23
Your investment return	
Dividend and interest income	\$4,406.37
Change in market value	\$51,897.81
<b>Value of your account on Dec 31, 2009</b>	<b>\$261,410.90</b>





LAPKIN FOUNDATION  
HK 19813 CM

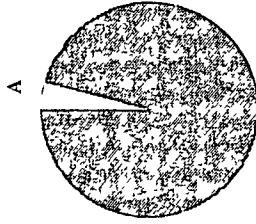
Account name:  
Account number:

## Your account balance sheet

### Summary of your assets

	Value on December 31 (\$)	Percentage of your account
<b>A</b> Cash and money balances	10,584 67	4 05%
<b>B</b> Cash alternatives	0 00	0 00%
<b>C</b> Equities	250,826 23	95 95%
<b>D</b> Fixed income	0 00	0 00%
<b>E</b> Alternative strategies	0 00	0 00%
<b>F</b> Broad commodities	0 00	0 00%
<b>G</b> Real estate	0 00	0 00%
<b>H</b> Other	0 00	0 00%
<b>Total assets</b>	<b>\$261,410.90</b>	<b>100.00%</b>

### Your current asset allocation



Value of your account **\$261,410.90**

### Eye on the markets

Index	Percentage change	
	December 2009	Year to date
S&P 500	1 93%	26 46%
Russell 3000	2 85%	28.34%
MSCI - Europe, Australia & Far East	1 45%	32 46%
Barclays Capital Aggregate Bond Index 10+ Yrs	-3 30%	0 08%

### Interest rates on December 31, 2009

3-month Treasury bills 0 10%  
One-month LIBOR 0 23%



ACCESS  
December 2009

Account name:  
Account number:

LAPKIN FOUNDATION  
HK 19813 CM

Your Financial Advisor:  
CAGAN / SUDOL  
201-845-4415/800-698-2707

## Change in the value of your account

	December 2009 (\$)	Year to date (\$)
<b>Opening account value</b>	<b>\$254,096.13</b>	<b>\$209,713.95</b>
Deposits, including securities transferred in	0 00	0 25
Withdrawals and fees, including securities transferred out	-34 05	-4,607 48
Dividend and interest income	660 72	4,406 37 ✓
Change in market value	6,688 10	51,897 81
<b>Closing account value</b>	<b>\$261,410.90</b>	<b>\$261,410.90</b>

## Dividend and interest income earned

For purposes of this statement, taxability of interest and dividend income has been determined from a US tax reporting perspective. Based upon the residence of the account holder, account type, or product type, some interest and/or dividend payments may not be subject to United States (US) and/or Puerto Rico (PR) income taxes. The client monthly statement is not intended to be used and cannot be relied upon for tax purposes. Clients should refer to the applicable tax reporting forms they receive from UBS annually, such as the Forms 1099 and the Forms 480, for tax reporting information. It is the practice of UBS to file the applicable tax reporting forms with the US Internal Revenue Service and PR Treasury Department, and in such forms accurately classify dividends and/or interest as tax exempt or taxable income. Please consult your individual tax preparer.

	December 2009 (\$)	Year to date (\$)
Taxable dividends	660 72	4,406 10
<b>Total current year</b>	<b>\$660.72</b>	<b>\$4,406.10</b>
Prior year adjustment	0 00	0 27
<b>Total dividend &amp; interest</b>	<b>\$660.72</b>	<b>\$4,406.37</b> ✓
Return of capital/principal	0.00	62 11

## Summary of gains and losses

Values reported below exclude products for which gains and losses are not classified

	Realized gains and losses		Unrealized gains and losses (\$)
	December 2009 (\$)	Year to date (\$)	
Short term	430 85	-3,753 66	15,410 33
Long term	-400 29	-25,363 18	-8,401 28
<b>Total</b>	<b>\$30.56</b>	<b>-\$29,116.84</b>	<b>\$7,009.05</b>

less 4421.26  
 Pgtax 186.22  
 4607.48  
 3787.77  
 25,686.11





LAPKIN FOUNDATION  
HK 19813 CM

Account name:  
Account number:

## Cash activity summary

See the section *Account activity this month* for details UBS Bank USA deposit account balances are included in the *opening and closing balances* value, are insured by the FDIC within applicable limits, but are not protected by SIPC. See *Important information about your statement* at the end of this document for details about those balances

	December 2009 (\$)	Year to date (\$)
<b>Opening balances</b>	<b>\$11,218.31</b>	<b>\$13,417.14</b> ✓
<i>Additions</i>		
Deposits and other funds credited	0 00	0 25
Dividend and interest income	660 72	4,406 37
Proceeds from security transactions	4,006 27	101,253 10 ✓
<b>Total additions</b>	<b>\$4,666.99</b>	<b>\$105,659.72</b>
<i>Subtractions</i>		
Professional management fees and related services	0 00	-4,374 02
Other fees	-13 60	-47 24
Other funds debited	-20 45	-186 22
Funds withdrawn for securities bought	-5,266 58	-103,884 71 ✓
<b>Total subtractions</b>	<b>-\$5,300.63</b>	<b>-\$108,492.19</b>
<b>Net cash flow</b>	<b>-\$633.64</b>	<b>-\$2,832.47</b>
<b>Closing balances</b>	<b>\$10,584.67</b>	<b>\$10,584.67</b>

## Withholdings and tax summary

	December 2009 (\$)	Year to date (\$)
Foreign taxes paid	-20 45	-185 97

## Your investment objectives:

You have identified the following investment objectives for this account. If you have questions about these objectives, disagree with them, or wish to change them, please contact your Financial Advisor or Branch Manager. You can find a full description of the alternative investment objectives in *Important information about your statement* at the end of this document.

### Your return objective:

Capital appreciation

### Your risk profile:

Primary - Aggressive/Speculative

Secondary - None selected

## Your account instructions

- Your ACCESS account is managed by Nuveen Investment Advisor



ACCESS  
December 2009

Account name: LARKIN FOUNDATION  
Account number: HK 19813 CM

Your Financial Advisor:  
CAGAN / SUDOL  
201-845-4415/800-698-2707

## Your assets

Some prices, income and current values shown may be approximate. As a result, gains and losses may not be accurately reflected. See *Important information about your statement* at the end of this document for more information.

### Cash

#### Cash and money balances

Holding	Opening balance on Dec 1 (\$)	Closing balance on Dec 31 (\$)	Price per share on Dec 31 (\$)	Average rate	Dividend/interest period	Days in period
Cash	0 00	133 32				
RMA GOVERNMENT PORTFOLIO	11,218 31	10,451 35	1 00	0 01%	Nov 23 to Dec 23	31
<b>Total</b>	<b>\$11,218.31</b>	<b>\$10,584.67</b>				

### Equities

#### Common stock

Holding	Trade date	Number of shares	Purchase price per share (\$)	Cost basis (\$)	Price per share on Dec 31 (\$)	Value on Dec 31 (\$)	Unrealized gain or loss (\$)	Holding period
<b>ABBOTT LABS</b>								
Symbol ABT Exchange NYSE								
EAI \$61 Current yield 2 97%	Jun 5, 09	20 000	45 000	900 00	53 990	1,079 80	179 80	ST
	Jun 8, 09	6 000	44 376	266 26	53 990	323 94	57 68	ST
	Jul 1, 09	12 000	46 679	560 16	53 990	647 88	87 72	ST
<b>Security total</b>		<b>38 000</b>		<b>1,726 42</b>		<b>2,051 62</b>	<b>325 20</b>	
<b>ACCENTURE PLC IRELAND CLA</b>								
Symbol ACN Exchange OTC								
EAI \$29 Current yield 1 84%	Jul 30, 07	27 000	41 770	1,127 79	41 500	1,120 50	-7 29	LT
	Jul 17, 08	11 000	39 099	430 10	41 500	456 50	26 40	LT
<b>Security total</b>		<b>38 000</b>		<b>1,557 89</b>		<b>1,577 00</b>	<b>19 11</b>	
<b>ACE LTD</b>								
Symbol ACE Exchange NYSE								
EAI \$35 Current yield 2 48%	Jul 30, 07	7 000	59 060	413 42	50 400	352 80	-60 62	LT
	Jul 18, 08	2 000	49 050	98 10	50 400	100 80	2 70	LT
	Jul 21, 08	9 000	48 145	433 31	50 400	453 60	20 29	LT
	Jan 23, 09	4 000	44 724	178 90	50 400	201 60	22 70	ST
	Apr 9, 09	2 000	43 855	87 71	50 400	100 80	13 09	ST



continued next page



Account name: LARKIN FOUNDATION  
 Account number: HK 19813 CM

Your assets > Equities > Common stock (continued)

Holding	Trade date	Number of shares	Purchase price per share (\$)	Cost basis (\$)	Price per share on Dec 31 (\$)	Value on Dec 31 (\$)	Unrealized gain or loss (\$)	Holding period
Security total	Sep 17, 09	4 000	51 899	207 60	50 400	201 60	-6 00	ST
		28 000		1,419 04		1,411 20	-7 84	
ACTIVISION BLIZZARD INC								
Symbol ATVI Exchange OTC	Apr 8, 09	56 000	10 546	590 58	11 110	622 16	31 58	ST
Security total	Sep 8, 09	61 000	11 853	723 08	11 110	677 71	-45 37	ST
		117 000		1,313 66		1,299 87	-13 79	
ADVENT SOFTWARE INC								
Symbol ADVS Exchange OTC	Mar 4, 09	7 000	27 036	189 26	40 730	285 11	95 85	ST
AEGON NV ADR NY SHS								
NETHERLANDS ADR								
Symbol AEG Exchange NYSE	Feb 15, 08	30 000	13 765	412 97	6 410	192 30	-220 67	LT
	Oct 24, 08	24 000	4 409	105 83	6 410	153 84	48 01	LT
	Feb 20, 09	80 000	4 108	328 64	6 410	512 80	184 16	ST
Security total		134 000		847 44		858 94	11 50	
AETNA INC								
Symbol AET Exchange NYSE	Sep 17, 08	14 000	38 007	532 10	31 700	443 80	-88 30	LT
EAI \$2 Current yield 0 14%	Oct 30, 08	12 000	25 613	307 36	31 700	380 40	73 04	LT
	Nov 6, 08	18 000	23 778	428 01	31 700	570 60	142 59	LT
Security total		44 000		1,267 47		1,394 80	127 33	
AKAMAI TECHNOLOGIES INC								
Symbol AKAM Exchange OTC	Dec 17, 09	30 000	25 257	757 72	25 340	760 20	2 48	ST
ALCATEL-LUCENT SPON ADR								
Symbol ALU Exchange NYSE	Mar 28, 07	31 000	11 920	369 52 <sup>1</sup>	3 320	102 92	-266 60	LT
	Apr 18, 07	30 000	12 620	378 60 <sup>1</sup>	3 320	99 60	-279 00	LT
	May 2, 07	24 000	13 350	320 40 <sup>1</sup>	3 320	79 68	-240 72	LT
	Jul 30, 07	112 000	13 130	1,470 56	3 320	371 84	-1,098 72	LT
	Sep 14, 07	42 000	9 049	380 06	3 320	139 44	-240 62	LT
	Sep 20, 07	54 000	9 000	486 04	3 320	179 28	-306 76	LT
Security total		293 000		3,405 18		972 76	-2,432 42	
ALCON INC								
Symbol ACL Exchange NYSE	Jul 30, 07	6 000	136 880	821 28	164 350	986 10	164 82	LT
EAI \$51 Current yield 2 22%	Dec 19, 07	1 000	144 924	144 92	164 350	164 35	19 43	LT

continued next page



ACCESS  
December 2009

Account name: LARKIN FOUNDATION  
Account number: HK 19813 CM

Your Financial Advisor:  
CAGAN / SUDOL  
201-845-4415/800-698-2707

Your assets • Equities • Common stock (continued)

Holding	Trade date	Number of shares	Purchase price per share (\$)	Cost basis (\$)	Price per share on Dec 31 (\$)	Value on Dec 31 (\$)	Unrealized gain or loss (\$)	Holding period
Security total		7 000	---This information was unavailable---		164 350	1,150 45		
		14 000		966 20		2,300 90	184 25	
ALLERGAN INC								
Symbol AGN Exchange NYSE								
EAI \$6 Current yield 0 31%	Jul 30, 07	31 000	58 750	1,821 25	63 010	1,953 31	132 06	LT
ALNYLAM PHARMACEUTICALS INC								
Symbol ALNY Exchange OTC	May 21, 08	2 000	30 212	60 43	17 620	35 24	-25 19	LT
	May 27, 08	8 000	28 605	228 85	17 620	140 96	-87 89	LT
	Jun 26, 08	11 000	25 849	284 34	17 620	193 82	-90 52	LT
Security total		21 000		573 62		370 02	-203 60	
ALPHA NATURAL RESOURCES INC								
Symbol ANR Exchange NYSE	May 21, 08	3 000	73 191	219 57	43 380	130 14	-89 43	LT
	May 28, 08	3 000	78 645	235 94	43 380	130 14	-105 80	LT
	Mar 31, 09	9 000	17 787	160 08	43 380	390 42	230 34	ST
Security total		15 000		615 59		650 70	35 11	
ALTRIA GROUP INC								
Symbol MO Exchange NYSE								
EAI \$155 Current yield 6 93%	Nov 26, 08	40 000	15 788	631 54	19 630	785 20	153 66	LT
	Dec 3, 08	35 000	15 040	526 40	19 630	687 05	160 65	LT
	Dec 9, 08	5 000	14 832	74 16	19 630	98 15	23 99	LT
	Dec 18, 08	5 000	14 979	74 90	19 630	98 15	23 25	LT
	Apr 24, 09	10 000	17 220	172 20	19 630	196 30	24 10	ST
	May 1, 09	10 000	16 326	163 26	19 630	196 30	33 04	ST
	Sep 21, 09	9 000	17 989	161 91	19 630	176 67	14 76	ST
Security total		114 000		1,804 37		2,237 82	433 45	
ALUMINA LTD SPON ADR								
Symbol AWC Exchange NYSE	Feb 21, 06	55 000	21 980	1,209 14 <sup>1</sup>	6 550	360 25	-848 89	LT
	Aug 4, 06	7 000	19 310	135 17 <sup>1</sup>	6 550	45 85	-89 32	LT
	Nov 20, 07	21 000	23 513	493 79	6 550	137 55	-356 24	LT
Security total		83 000		1,838 10		543 65	-1,294 45	
AMERIPRISE FINANCIAL INC								
Symbol AMP Exchange NYSE								
EAI \$32 Current yield 1 75%	Sep 23, 08	14 000	41 740	584 37	38 820	543 48	-40 89	LT



continued next page



Account name: LAPKIN FOUNDATION  
 Account number: HK 19813 CM

Your assets • Equities • Common stock (continued)

Holding	Trade date	Number of shares	Purchase price per share (\$)	Cost basis (\$)	Price per share on Dec 31 (\$)	Value on Dec 31 (\$)	Unrealized gain or loss (\$)	Holding period
Security total	Sep 29, 08 Nov 3, 08	18 000 15 000 47 000	38 553 21 516	693 96 322 74 1,601 07	38 820 38 820	698 76 582 30 1,824 54	4 80 259 56 223 47	LT LT
AMPHENOL CORP NEW CL A								
Symbol	APH Exchange	NYSE						
EAI	\$2	Current yield	0 12%					
Security total	Feb 23, 09 Oct 30, 09	22 000 13 000 35 000	25 576 41 324	562 69 537 22 1,099 91	46 180 46 180	1,015 96 600 34 1,616 30	453 27 63 12 516 39	ST ST
ANADARKO PETROLEUM CORP								
Symbol	APC Exchange	NYSE						
EAI	\$9	Current yield	0 60%					
Security total	Jul 23, 08 Aug 4, 08 Sep 2, 08 Dec 29, 08 Mar 16, 09	1 000 5 000 5 000 3 000 10 000 24 000	61 495 55 002 59 164 37 498 37 710	61 50 275 01 295 82 112 49 377 10 1,121 92	62 420 62 420 62 420 62 420 62 420	62 42 312 10 312 10 187 26 624 20 1,498 08	0 92 37 09 16 28 74 77 247 10 376 16	LT LT LT LT ST
ANGLOGOLD ASHANTI LTD NEW SPON								
ADR								
Symbol	AU Exchange	NYSE						
EAI	\$5	Current yield	0 29%					
Security total	Mar 4, 08 Mar 19, 08 Jun 23, 08	3 000 16 000 24 000 43 000	36 508 33 512 24 614	109 52 536 20 590 75 1,236 47	40 180 40 180 40 180	120 54 642 88 964 32 1,727 74	11 02 106 68 373 57 491 27	LT LT LT
ANSYS INC								
Symbol	ANSS Exchange	OTC						
Security total	Jul 30, 07 Sep 30, 08	7 000 2 000 9 000	26 032 37 250	182 22 74 50 256 72	43 460 43 460	304 22 86 92 391 14	122 00 12 42 134 42	LT LT
APOGEE ENTERPRISES INC								
Symbol	APOG Exchange	OTC						
EAI	\$9	Current yield	2 30%					
Security total	Feb 6, 09 Mar 20, 09	12 000 16 000 28 000	11 835 11 060	142 02 176 97 318 99	14 000 14 000	168 00 224 00 392 00	25 98 47 03 73 01	ST ST

continued next page



ACCESS  
December 2009

Account name: LAPKIN FOUNDATION  
Account number: HK 19813 CM

Your Financial Advisor:  
CAGAN / SUDOL  
201-845-4415/800-698-2707

Your assets • Equities • Common stock (continued)

Holding	Trade date	Number of shares	Purchase price per share (\$)	Cost basis (\$)	Price per share on Dec 31 (\$)	Value on Dec 31 (\$)	Unrealized gain or loss (\$)	Holding period
<b>APPLIED MATERIALS INC</b>								
Symbol AMAT Exchange OTC								
EAI \$25 Current yield 1 71%	Oct 2, 09	105 000	12 702	1,333 73	13 940	1,463 70	129 97	ST
<b>ASPEN INSURANCE HOLDINGS LTD</b>								
ORD								
Symbol AHL Exchange NYSE								
EAI \$11 Current yield 2 27%	Dec 6, 07	12 000	30 016	360 20	25 450	305 40	-54 80	LT
	Feb 3, 09	7 000	21 416	149 92	25 450	178 15	28 23	ST
Security total		19 000		510 12		483 55	-26 57	
<b>AXIS CAPITAL HOLDINGS LTD SHS</b>								
Symbol AXS Exchange NYSE								
EAI \$21 Current yield 2 96%	Oct 22, 09	25 000	30 526	763 15	28 410	710 25	-52 90	ST
<b>BANK OF NEW YORK MELLON CORP</b>								
Symbol BK Exchange NYSE								
EAI \$18 Current yield 1 26%	Sep 9, 09	45 000	29 000	1,305 00	27 970	1,258 65	-46 35	ST
	Oct 14, 09	6 000	27 612	165 68	27 970	167 82	2 14	ST
Security total		51 000		1,470 68		1,426 47	-44 21	
<b>BARD C R INC</b>								
Symbol BCR Exchange NYSE								
EAI \$14 Current yield 0 86%	Jul 30, 07	20 000	79 940	1,598 80	77 900	1,558 00	-40 80	LT
	Feb 4, 09	1 000	86 311	86 31	77 900	77 90	-8 41	ST
Security total		21 000		1,685 11		1,635 90	-49 21	
<b>BARRICK GOLD CORP</b>								
Symbol ABX Exchange NYSE								
EAI \$28 Current yield 1 03%	Jul 30, 07	5 000	32 502	162 51	39 380	196 90	34 39	LT
	Mar 20, 08	8 000	43 058	344 47	39 380	315 04	-29 43	LT
	Apr 30, 08	14 000	38 174	534 44	39 380	551 32	16 88	LT
	Sep 16, 08	13 000	27 681	359 85	39 380	511 94	152 09	LT
	Apr 9, 09	7 000	28 816	201 71	39 380	275 66	73 95	ST
	Aug 18, 09	15 000	33 483	502 25	39 380	590 70	88 45	ST
	Dec 17, 09	7 000	38 507	269 55	39 380	275 66	6 11	ST
Security total		69 000		2,374 78		2,717 22	342 44	

continued next page



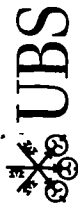


Account name: LAPKIN FOUNDATION  
 Account number: HK 19813 CM

Your assets ▶ Equities ▶ Common stock (continued)

Holding	Trade date	Number of shares	Purchase price per share (\$)	Cost basis (\$)	Price per share on Dec 31 (\$)	Value on Dec 31 (\$)	Unrealized gain or loss (\$)	Holding period
BAXTER INTL INC								
Symbol BAX Exchange NYSE								
EAI \$30 Current yield 1 97%	Dec 22, 09	26 000	58 754	1,527 60	58 680	1,525 68	-1 92	ST
BECTON DICKINSON & CO								
Symbol BDX Exchange NYSE								
EAI \$30 Current yield 1 90%	Jul 24, 08	20 000	87 405	1,748 11	78 860	1,577 20	-170 91	LT
BIG LOTS INC								
Symbol BIG Exchange NYSE	Jul 30, 07	13 000	26 840	348 92	28 980	376 74	27 82	LT
BIO RAD LABORATORIES INC CL A								
Symbol BIO Exchange NYSE	Sep 4, 08	2 000	104 938	209 88	96 460	192 92	-16 96	LT
Security total	Oct 2, 08	2 000	97 762	195 52	96 460	192 92	-2 60	LT
		4 000	405 40	405 40		385 84	-19 56	
BOSTON BEER CO INC CL A								
Symbol SAM Exchange NYSE	Mar 31, 08	3 000	47 740	143 22	46 600	139 80	-3 42	LT
Security total	Apr 1, 08	2 000	46 449	92 90	46 600	93 20	0 30	LT
		5 000	236 12	236 12		233 00	-3 12	
BP PLC SPON ADR								
Symbol BP Exchange NYSE	Feb 26, 07	6 000	64 350	386 10 <sup>1</sup>	57 970	347 82	-38 28	LT
EAI \$276 Current yield 5 81%	Jun 4, 07	11 000	68 330	751 63 <sup>1</sup>	57 970	637 67	-113 96	LT
	Jul 30, 07	3 000	69 269	207 81	57 970	173 91	-33 90	LT
	Jan 23, 08	25 000	58 848	1,471 22	57 970	1,449 25	-21 97	LT
	Feb 1, 08	15 000	63 980	959 70	57 970	869 55	-90 15	LT
	Apr 17, 08	10 000	67 526	675 27	57 970	579 70	-95 57	LT
	Jul 28, 08	2 000	62 328	124 66	57 970	115 94	-8 72	LT
	Apr 8, 09	10 000	39 699	397 00	57 970	579 70	182 70	ST
Security total		82 000	4,973 39	4,973 39		4,753 54	-219 85	
BUCKEYE TECHNOLOGIES INC								
Symbol BKI Exchange NYSE	Jul 30, 07	18 000	16 030	288 54	9 760	175 68	-112 86	LT
BUNGE LIMITED								
Symbol BG Exchange NYSE	Jan 31, 08	7 000	117 355	821 49	63 830	446 81	-374 68	LT
EAI \$17 Current yield 1 33%	Apr 9, 08	10 000	101 514	1,015 15	63 830	638 30	-376 85	LT
	Jun 3, 09	3 000	63 711	191 13	63 830	191 49	0 36	ST

continued next page



ACCESS  
December 2009

Account name:  
LAPKIN FOUNDATION  
Account number:  
HK 19813 CM

Your Financial Advisor:  
CAGAN / SUDDOL  
201-845-4415/800-698-2707

Your assets • Equities • Common stock (continued)

Holding	Trade date	Number of shares	Purchase price per share (\$)	Cost basis (\$)	Price per share on Dec 31 (\$)	Value on Dec 31 (\$)	Unrealized gain or loss (\$)	Holding period
Security total		20 000		2,027 77		1,276 60	-751 17	
BURLINGTON NTHN SANTA FE CORP								
Symbol BNI Exchange NYSE								
EAI \$27 Current yield 1 61%	Feb 28, 08	9 000	89 166	802 49	98 620	887 58	85 09	LT
	Apr 3, 08	8 000	95 897	767 18	98 620	788 96	21 78	LT
Security total		17 000		1,569 67		1,676 54	106 87	
CAMECO CORP CANADA								
Symbol CCJ Exchange NYSE								
EAI \$7 Current yield 0 73%	Aug 11, 08	12 000	31 832	381 99	32 170	386 04	4 05	LT
	Sep 10, 08	18 000	24 249	436 50	32 170	579 06	142 56	LT
Security total		30 000		818 49		965 10	146 61	
CARREFOUR SA ADR								
Symbol CRERY Exchange OTC								
EAI \$37 Current yield 2 30%	Sep 25, 09	42 000	9 059	380 48	9 630	404 46	23 98	ST
	Oct 5, 09	43 000	8 738	375 76	9 630	414 09	38 33	ST
	Oct 22, 09	40 000	9 158	366 35	9 630	385 20	18 85	ST
	Oct 28, 09	42 000	8 794	369 38	9 630	404 46	35 08	ST
Security total		167 000		1,491 97		1,608 21	116 24	
CBeyond INC								
Symbol CBey Exchange OTC								
	Jul 30, 07	23 000	36 070	829 61	15 750	362 25	-467 36	LT
CENTENE CORP								
Symbol CNC Exchange NYSE								
	Aug 26, 09	14 000	17 924	250 95	21 170	296 38	45 43	ST
CENTRAIS ELETRICAS BRAS SA								
SPON ADR REP 50 COM (ELETROBRAS)								
Symbol EBR Exchange NYSE								
	May 25, 07	4 000	13 210	52 85 <sup>1</sup>	21 090	84 36	31 51	LT
	Aug 6, 07	15 000	12 756	191 34	21 090	316 35	125 01	LT
	Aug 7, 07	4 000	13 149	52 60	21 090	84 36	31 76	LT
Security total		23 000		296 79		485 07	188 28	
CENTRAIS ELETRICAS BRAS SA								
SPON ADR REP 50 PREF CL B ADR								
Symbol EBRB Exchange NYSE								
	Feb 9, 07	17 000	11 100	188 73 <sup>1</sup>	18 700	317 90	129 17	LT
	Jun 6, 07	13 000	12 580	163 54 <sup>1</sup>	18 700	243 10	79 56	LT

continued next page



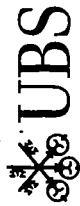


Account name: LAPKIN FOUNDATION  
 Account number: HK 19813 CM

Your assets › Equities › Common stock (continued)

Holding	Trade date	Number of shares	Purchase price per share (\$)	Cost basis (\$)	Price per share on Dec 31 (\$)	Value on Dec 31 (\$)	Unrealized gain or loss (\$)	Holding period
Security total						1,458 60	628 74	LT
CHEVRON CORP								
Symbol	CVX	Exchange	NYSE					
EAI	\$76	Current yield	3 53%					
	Aug 1, 07	3 000	12 770	38 31	18 700	56 10	17 79	LT
	Aug 16, 07	45 000	9 761	439 28	18 700	841 50	402 22	LT
Security total		78 000		829 86		1,458 60	628 74	
CME GROUP INC								
Symbol	CME	Exchange	OTC					
EAI	\$23	Current yield	1 37%					
	Feb 12, 08	4 000	81 239	324 96	76 990	307 96	-17 00	LT
	Jul 28, 08	2 000	82 659	165 32	76 990	153 98	-11 34	LT
	Oct 15, 08	7 000	62 317	436 23	76 990	538 93	102 70	LT
	Feb 11, 09	8 000	71 490	571 92	76 990	615 92	44 00	ST
	Apr 24, 09	4 000	67 224	268 90	76 990	307 96	39 06	ST
	Jul 17, 09	3 000	65 225	195 68	76 990	230 97	35 29	ST
Security total		28 000		1,963 01		2,155 72	192 71	
COMMUNITY BANK SYSTEMS INC								
Symbol	CBU	Exchange	NYSE					
EAI	\$26	Current yield	4 64%					
	Mar 26, 08	2 000	491 996	983 99	335 960	671 92	-312 07	LT
	Jan 29, 09	3 000	178 255	534 77	335 960	1,007 88	473 11	ST
Security total		5 000		1,518 76		1,679 80	161 04	
COMMVAULT SYSTEMS INC								
Symbol	CVLT	Exchange	OTC					
EAI	\$26	Current yield	4 64%					
	Feb 11, 08	10 000	23 162	231 62	19 310	193 10	-38 52	LT
	Feb 12, 08	9 000	23 132	208 20	19 310	173 79	-34 41	LT
	Feb 15, 08	10 000	22 191	221 91	19 310	193 10	-28 81	LT
Security total		29 000		661 73		559 99	-101 74	
COMSTOCK RESOURCES INC NEW								
Symbol	CRK	Exchange	NYSE					
EAI	\$26	Current yield	4 64%					
	Aug 31, 09	13 000	18 103	235 35	23 700	308 10	72 75	ST
	Sep 1, 09	1 000	18 603	18 60	23 700	23 70	5 10	ST
	Oct 28, 09	16 000	19 686	314 98	23 700	379 20	64 22	ST
Security total		30 000		568 93		711 00	142 07	
COMSTOCK RESOURCES INC NEW								
Symbol	CRK	Exchange	NYSE					
EAI	\$26	Current yield	4 64%					
	Nov 8, 07	2 000	36 856	73 71	40 570	81 14	7 43	LT
	Nov 13, 07	7 000	35 841	250 89	40 570	283 99	33 10	LT
Security total		9 000		324 60		365 13	40 53	

continued next page



ACCESS  
December 2009

Account name: LARKIN FOUNDATION  
Account number: HK 19813 CM

Your Financial Advisor:  
CAGAN / SUDOL  
201-845-4415/800-698-2707

Your assets • Equities • Common stock (continued)

Holding	Trade date	Number of shares	Purchase price per share (\$)	Cost basis (\$)	Price per share on Dec 31 (\$)	Value on Dec 31 (\$)	Unrealized gain or loss (\$)	Holding period
<b>COMTECH TELECOMMUNICATNS</b>								
Symbol CMTL Exchange OTC	Dec 17, 07	8 000	51 990	415 92	35 040	280 32	-135 60	LT
<b>COOPER INDUSTRIES PLC NEW CL A</b>								
Symbol CBE Exchange NYSE	Sep 16, 09	18 000	37 841	681 15	42 640	767 52	86 37	ST
EAI \$38 Current yield: 2.35%	Sep 22, 09	20 000	37 198	743 96	42 640	852 80	108 84	ST
Security total		38 000		1,425 11		1,620 32	195 21	
<b>CVS CAREMARK CORP</b>								
Symbol CVS Exchange NYSE	Mar 16, 07	1 000	32 860	32 861	32 210	32 21	-0 65	LT
EAI \$22 Current yield 0.95%	Mar 19, 07	19 000	33 290	632 511	32 210	611 99	-20 52	LT
	Apr 26, 07	8 000	36 730	293 861	32 210	257 68	-36 18	LT
	Jun 28, 07	6 000	36 910	221 461	32 210	193 26	-28 20	LT
	Aug 25, 08	20 000	36 697	733 94	32 210	644 20	-89 74	LT
	Oct 5, 09	4 000	34 762	139 05	32 210	128 84	-10 21	ST
	Nov 5, 09	14 000	29 137	407 92	32 210	450 94	43 02	ST
Security total		72 000		2,461 60		2,319 12	-142 48	
<b>DAI NIPPON PRINTING CO SPON ADR</b>								
Symbol DNPLY Exchange OTC	Aug 1, 07	58 000	14 685	851 73	12 686	735 78	-115 95	LT
EAI \$15 Current yield 2.04%								
<b>DAWA HOUSE IND LTD ADR JAPAN ADR</b>								
Symbol DWAHY Exchange OTC	Jan 7, 08	1 000	127 993	127 99	106 773	106 77	-21 22	LT
EAI \$23 Current yield 2.15%	Feb 13, 08	3 000	104 953	314 86	106 773	320 32	5 46	LT
	Mar 11, 08	4 000	96 126	384 51	106 773	427 09	42 58	LT
	Sep 2, 08	2 000	93 940	187 88	106 773	213 55	25 67	LT
Security total		10 000		1,015 24		1,067 73	52 49	
<b>DELPHI FINCL GROUP INC CL A</b>								
Symbol DFG Exchange NYSE	May 18, 09	7 000	20 083	140 59	22 370	156 59	16 00	ST
EAI \$12 Current yield 1.85%								

continued next page



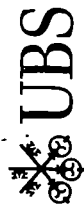


Account name: LARKIN FOUNDATION  
 Account number: HK 19813 CM

Your assets › Equities › Common stock (continued)

Holding	Trade date	Number of shares	Purchase price per share (\$)	Cost basis (\$)	Price per share on Dec 31 (\$)	Value on Dec 31 (\$)	Unrealized gain or loss (\$)	Holding period
	May 19, 09	7 000	20 499	143 50	22 370	156 59	13 09	ST
	Jun 10, 09	3 000	20 392	61 18	22 370	67 11	5 93	ST
	Jun 11, 09	6 000	20 784	124 71	22 370	134 22	9 51	ST
	Aug 3, 09	6 000	24 303	145 82	22 370	134 22	-11 60	ST
Security total		29 000		615 80		648 73	32 93	
DEVON ENERGY CORP NEW								
Symbol DVN Exchange NYSE								
EAI \$20 Current yield 0 85%	Aug 10, 09	20 000	63 597	1,271 96	73 500	1,470 00	198 04	ST
	Aug 25, 09	12 000	62 879	754 55	73 500	882 00	127 45	ST
Security total		32 000		2,026 51		2,352 00	325 49	
DST SYSTEMS INC DELA								
Symbol DST Exchange NYSE								
EMBRAER AIRCRAFT CORP ADR	May 13, 09	24 000	37 000	888 00	43 550	1,045 20	157 20	ST
Symbol ERJ Exchange NYSE	Oct 30, 09	17 000	22 042	374 72	22 110	375 87	1 15	ST
	Nov 3, 09	20 000	20 144	402 89	22 110	442 20	39 31	ST
Security total		37 000		777 61		818 07	40 46	
EMC CORP MASS								
Symbol EMC Exchange NYSE								
EMERGENCY MEDICAL SERVICES CORP CL A	Dec 17, 09	45 000	16 917	761 30	17 470	786 15	24 85	ST
Symbol EMS Exchange NYSE	Oct 23, 08	5 000	29 988	149 94	54 150	270 75	120 81	LT
	Oct 28, 08	3 000	28 122	84 37	54 150	162 45	78 08	LT
	Feb 27, 09	3 000	31 019	93 06	54 150	162 45	69 39	ST
Security total		11 000		327 37		595 65	268 28	
EMERSON ELECTRIC CO								
Symbol EMR Exchange NYSE								
EAI \$44 Current yield 3 13%	Feb 11, 08	17 000	50 616	860 48	42 600	724 20	-136 28	LT
	Mar 26, 08	16 000	51 350	821 60	42 600	681 60	-140 00	LT
Security total		33 000		1,682 08		1,405 80	-276 28	
ENERGYSOLUTIONS INC DEP SHS								
Symbol ES Exchange NYSE								
EAI \$4 Current yield 1 07%	Mar 26, 09	28 000	8 648	242 15	8 490	237 72	-4 43	ST
	May 8, 09	16 000	8 787	140 59	8 490	135 84	-4 75	ST
Security total		44 000		382 74		373 56	-9 18	

continued next page



ACCESS  
December 2009

Account name: LARKIN FOUNDATION  
Account number: HK 19813 CM

Your Financial Advisor:  
CAGAN / SUDOL  
201-845-4415/800-698-2707

Your assets • Equities • Common stock (continued)

Holding	Trade date	Number of shares	Purchase price per share (\$)	Cost basis (\$)	Price per share on Dec 31 (\$)	Value on Dec 31 (\$)	Unrealized gain or loss (\$)	Holding period
<b>ENERGY CORP NEW</b>								
Symbol ETR Exchange NYSE								
EAI \$54 Current yield 3.67%	Feb 25, 09	2,000	68.934	137.87	81.840	163.68	25.81	ST
	Feb 26, 09	9,000	68.478	616.31	81.840	736.56	120.25	ST
	Apr 8, 09	7,000	67.611	473.28	81.840	572.88	99.60	ST
Security total		18,000		1,227.46		1,473.12	245.66	
<b>EQUITY LIFESTYLE PROPERTIES</b>								
<b>INC REIT</b>								
Symbol ELS Exchange NYSE								
EAI \$14 Current yield 2.31%	Dec 9, 08	2,000	35.455	70.91	50.470	100.94	30.03	LT
	Dec 12, 08	4,000	33.790	135.16	50.470	201.88	66.72	LT
	Jan 13, 09	4,000	36.735	146.94	50.470	201.88	54.94	ST
	Apr 8, 09	2,000	42.477	84.96	50.470	100.94	15.98	ST
Security total		12,000		437.97		605.64	167.67	
<b>ESTERLINE TECHNOLOGIES CORP</b>								
Symbol ESL Exchange NYSE								
	Jun 26, 08	6,000	50.061	300.37	40.770	244.62	-55.75	LT
	Sep 4, 09	4,000	36.404	145.62	40.770	163.08	17.46	ST
Security total		10,000		445.99		407.70	-38.29	
<b>EV3 INC</b>								
Symbol EVV Exchange OTC								
	Nov 25, 09	11,000	12.952	142.48	13.340	146.74	4.26	ST
	Nov 30, 09	10,000	12.641	126.42	13.340	133.40	6.98	ST
Security total		21,000		268.90		280.14	11.24	
<b>EXPEDITORS INTL WASH INC</b>								
Symbol EXPD Exchange OTC								
EAI \$8 Current yield 1.15%	Jul 30, 07	11,000	45.099	496.10	34.770	382.47	-113.63	LT
	Jan 22, 08	9,000	42.999	387.00	34.770	312.93	-74.07	LT
Security total		20,000		883.10		695.40	-187.70	
<b>EXPRESS SCRIPTS INC</b>								
Symbol ESRX Exchange OTC								
FIRST FINCL BANCORP OHIO	Jul 30, 07	19,000	49.759	945.44	86.420	1,641.98	696.54	LT
MONROE								
Symbol FFBC Exchange OTC								
EAI \$8 Current yield 2.62%	Oct 13, 09	11,000	12.998	142.98	14.560	160.16	17.18	ST

continued next page





Account name: LAPKIN FOUNDATION  
 Account number: HK 19813 CM

Your assets • Equities • Common stock (continued)

Holding	Trade date	Number of shares	Purchase price per share (\$)	Cost basis (\$)	Price per share on Dec 31 (\$)	Value on Dec 31 (\$)	Unrealized gain or loss (\$)	Holding period
Security total		21,000	13,144	274,23	14,560	305,76	31,53	ST
FLEXTRONICS INTL LTD								
Symbol	FLEX	Exchange	OTC					
	Jul 30, 07	49,000	11,169	547,31	7,310	358,19	-189,12	LT
	Aug 7, 07	40,000	10,990	439,60	7,310	292,40	-147,20	LT
	Apr 15, 08	20,000	9,301	186,04	7,310	146,20	-39,84	LT
	May 16, 08	30,000	10,488	314,67	7,310	219,30	-95,37	LT
	Oct 9, 08	10,000	5,500	55,00	7,310	73,10	18,10	LT
	Oct 28, 08	40,000	3,810	152,40	7,310	292,40	140,00	LT
	Nov 2, 09	20,000	6,483	129,66	7,310	146,20	16,54	ST
Security total		209,000		1,824,68		1,527,79	-296,89	
FLR SYSTEMS INC								
Symbol	FLR	Exchange	OTC					
	Jun 19, 09	29,000	22,909	664,36	32,730	949,17	284,81	ST
FUJII FILM HOLDINGS CORP ADR								
Symbol	FUJIY	Exchange	OTC					
EAI \$14 Current yield 0.67%	Feb 21, 06	57,000	31,900	1,818,30 <sup>1</sup>	29,969	1,708,23	-110,07	LT
	Mar 4, 08	13,000	36,644	476,38	29,969	389,60	-86,78	LT
Security total		70,000		2,294,68		2,097,83	-196,85	
GENCO SHIPPING & TRADING LTD								
Symbol	GNK	Exchange	NYSE					
	Jun 22, 09	18,000	21,169	381,06	22,380	402,84	21,78	ST
	Jun 24, 09	5,000	21,214	106,07	22,380	111,90	5,83	ST
	Aug 28, 09	6,000	20,696	124,18	22,380	134,28	10,10	ST
Security total		29,000		611,31		649,02	37,71	
GEOEYE INC								
Symbol	GEOY	Exchange	OTC					
	Dec 30, 08	1,000	17,880	17,88	27,880	27,88	10,00	LT
	Dec 31, 08	7,000	19,037	133,26	27,880	195,16	61,90	ST
	Jan 13, 09	8,000	17,724	141,80	27,880	223,04	81,24	ST
	Jan 27, 09	8,000	18,336	146,69	27,880	223,04	76,35	ST
Security total		24,000		439,63		669,12	229,49	
GILEAD SCIENCES INC								
Symbol	GILD	Exchange	OTC					
	Feb 21, 06	37,000	30,120	1,114,44 <sup>1</sup>	43,270	1,600,99	486,55	LT

continued next page



ACCESS  
December 2009

Account name: LARKIN FOUNDATION  
Account number: HK 19813 CM

Your Financial Advisor:  
CAGAN / SUDOL  
201-845-4415/800-698-2707

Your assets • Equities • Common stock (continued)

Holding	Trade date	Number of shares	Purchase price per share (\$)	Cost basis (\$)	Price per share on Dec 31 (\$)	Value on Dec 31 (\$)	Unrealized gain or loss (\$)	Holding period
Security total	Dec 19, 07	13 000	45 360	589 69	43 270	562 51	-27 18	LT
50 000				1,704 13		2,163 50	459 37	
GOLD FIELDS LTD SPON ADR								
Symbol GFI Exchange NYSE	Feb 1, 08	20 000	14 573	291 47	13 110	262 20	-29 27	LT
EAI \$15 Current yield 1.03%	Feb 6, 08	42 000	13 905	584 04	13 110	550 62	-33 42	LT
	Apr 8, 08	15 000	13 905	208 58	13 110	196 65	-11 93	LT
	May 22, 08	34 000	14 193	482 57	13 110	445 74	-36 83	LT
Security total		111 000		1,566 66		1,455 21	-111 45	
GOLDMAN SACHS GROUP INC								
Symbol GS Exchange NYSE	May 13, 09	5 000	130 027	650 14	168 840	844 20	194 06	ST
EAI \$13 Current yield 0.86%	Jun 3, 09	4 000	141 969	567 88	168 840	675 36	107 48	ST
Security total		9 000		1,218 02		1,519 56	301 54	
GOOGLE INC CL A								
Symbol GOOG Exchange OTC	Jul 10, 09	2 000	414 327	828 66	619 980	1,239 96	411 30	ST
	Sep 21, 09	1 000	492 804	492 80	619 980	619 98	127 18	ST
Security total		3 000		1,321 46		1,859 94	538 48	
GRAFTECH INTL LTD								
Symbol GTI Exchange NYSE	Aug 7, 08	23 000	19 476	447 96	15 550	357 65	-90 31	LT
	Jan 13, 09	21 000	8 083	169 76	15 550	326 55	156 79	ST
	Jun 8, 09	10 000	11 265	112 66	15 550	155 50	42 84	ST
Security total		54 000		730 38		839 70	109 32	
GUESS ? INC								
Symbol GES Exchange NYSE	Jul 30, 07	12 000	47 070	564 84	42 300	507 60	-57 24	LT
EAI \$6 Current yield 1.18%								
HACHIJUNI BANK LTD ADR								
Symbol HACBY Exchange OTC	Jun 19, 08	3 000	65 496	196 49	58 005	174 02	-22 47	LT
EAI \$6 Current yield 0.74%	Jul 15, 08	7 000	60 498	423 49	58 005	406 04	-17 45	LT
	Oct 6, 09	4 000	53 858	215 43	58 005	232 02	16 59	ST
Security total		14 000		835 41		812 07	-23 33	

continued next page



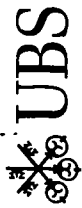


Account name: LAPKIN FOUNDATION  
 Account number: HK 19813 CM

Your assets › Equities › Common stock (continued)

Holding	Trade date	Number of shares	Purchase price per share (\$)	Cost basis (\$)	Price per share on Dec 31 (\$)	Value on Dec 31 (\$)	Unrealized gain or loss (\$)	Holding period
<b>HALLIBURTON CO</b>								
(HOLDING COMPANY)								
Symbol HIAL Exchange NYSE								
EAI \$18 Current yield 1.22%	Nov 6, 08	29,000	17,967	521,04	30,090	872,61	351,57	LT
	Jul 7, 09	20,000	18,810	376,22	30,090	601,80	225,58	ST
Security total		49,000		897,26		1,474,41	577,15	
<b>HANCOCK HOLDING CO</b>								
Symbol HBHC Exchange OTC								
EAI \$12 Current yield 2.28%	Oct 27, 08	3,000	43,271	129,82	43,810	131,43	1,61	LT
	Nov 5, 08	2,000	46,115	92,23	43,810	87,62	-4,61	LT
	Dec 19, 08	7,000	42,274	295,92	43,810	306,67	10,75	LT
Security total		12,000		517,97		525,72	7,75	
<b>HARBIN ELEC INC</b>								
Symbol HRBN Exchange OTC								
	Dec 3, 09	19,000	22,681	430,94	20,540	390,26	-40,68	ST
<b>HATTERAS FINANCIAL CORP REIT</b>								
Symbol HTS Exchange NYSE								
EAI \$125 Current yield: 17.19%	Dec 26, 08	8,000	26,005	208,04	27,960	223,68	15,64	LT
	Jan 7, 09	6,000	27,148	162,89	27,960	167,76	4,87	ST
	Jan 8, 09	3,000	27,236	81,71	27,960	83,88	2,17	ST
	Jan 30, 09	5,000	25,398	126,99	27,960	139,80	12,81	ST
	Apr 8, 09	4,000	24,412	97,65	27,960	111,84	14,19	ST
Security total		26,000		677,28		726,96	49,68	
<b>HEALTHSOUTH CORP NEW</b>								
Symbol HLS Exchange NYSE								
	Aug 24, 09	21,000	16,075	337,58	18,770	394,17	56,59	ST
	Sep 8, 09	6,000	15,097	90,59	18,770	112,62	22,03	ST
	Sep 29, 09	12,000	15,970	191,64	18,770	225,24	33,60	ST
Security total		39,000		619,81		732,03	112,22	
<b>HESS CORP</b>								
Symbol HES Exchange NYSE								
EAI \$14 Current yield 0.64%	Oct 22, 09	18,000	60,549	1,089,90	60,500	1,089,00	-0,90	ST
	Oct 27, 09	6,000	58,456	350,74	60,500	363,00	12,26	ST
	Oct 28, 09	12,000	56,534	678,42	60,500	726,00	47,58	ST
Security total		36,000		2,119,06		2,178,00	58,94	

continued next page



ACCESS  
December 2009

Account name:  
Account number:

LAPKIN FOUNDATION  
HK 19813 CM

Your Financial Advisor:  
CAGAN / SUDOL  
201-845-4415/800-698-2707

Your assets • Equities • Common stock (continued)

Holding	Trade date	Number of shares	Purchase price per share (\$)	Cost basis (\$)	Price per share on Dec 31 (\$)	Value on Dec 31 (\$)	Unrealized gain or loss (\$)	Holding period
<b>HONEYWELL INTL INC</b>								
Symbol HON Exchange NYSE								
EAI \$68 Current yield 3.10%	Jul 8, 09	18 000	29 435	529 84	39 200	705 60	175 76	ST
	Jul 28, 09	18 000	34 177	615 20	39 200	705 60	90 40	ST
	Aug 17, 09	10 000	34 784	347 85	39 200	392 00	44 15	ST
	Oct 20, 09	10 000	37 802	378 03	39 200	392 00	13 97	ST
Security total		56 000		1,870 92		2,195 20	324 28	
<b>HOSPIRA INC</b>								
Symbol HSP Exchange NYSE	Apr 29, 09	9 000	32 596	293 37	51 000	459 00	165 63	ST
	May 1, 09	9 000	32 098	288 89	51 000	459 00	170 11	ST
	May 14, 09	16 000	33 112	529 80	51 000	816 00	286 20	ST
Security total		34 000		1,112 06		1,734 00	621 94	
<b>ILLINOIS TOOL WORKS INC</b>								
Symbol ITW Exchange NYSE	Jul 30, 07	26 000	55 309	1,438 04	47 990	1,247 74	-190 30	LT
EAI \$43 Current yield 2.56%	Feb 4, 09	9 000	34 650	311 85	47 990	431 91	120 06	ST
Security total		35 000		1,749 89		1,679 65	-70 24	
<b>ILLUMINA INC</b>								
Symbol ILMN Exchange OTC	Jul 31, 07	4 000	22 995	91 98	30 680	122 72	30 74	LT
	Jul 31, 07	1 000	22 990	22 99	30 680	30 68	7 69	LT
	Aug 2, 07	8 000	23 250	186 00	30 680	245 44	59 44	LT
Security total		13 000		300 97		398 84	97 87	
<b>IMPALA PLATINUM HLDG LTD SPON ADR</b>								
Symbol IMPUY Exchange OTC	Sep 2, 08	7 000	25 380	177 66	27 566	192 96	15 30	LT
EAI \$11 Current yield 1.29%	Sep 5, 08	15 000	24 564	368 47	27 566	413 49	45 02	LT
	Mar 12, 09	9 000	13 636	122 73	27 566	248 09	125 36	ST
Security total		31 000		668 86		854 54	185 68	
<b>INGRAM MICRO INC</b>								
Symbol IM Exchange NYSE	Nov 15, 07	15 000	20 638	309 58	17 450	261 75	-47 83	LT
	Nov 29, 07	20 000	20 643	412 87	17 450	349 00	-63 87	LT
	Apr 21, 08	20 000	16 954	339 09	17 450	349 00	9 91	LT



continued next page



Your assets • Equities • Common stock (continued)

Account name: LAPKIN FOUNDATION  
 Account number: HK 19813 CM

Holding	Trade date	Number of shares	Purchase price per share (\$)	Cost basis (\$)	Price per share on Dec 31 (\$)	Value on Dec 31 (\$)	Unrealized gain or loss (\$)	Holding period
Security total		3 000	16 904	50 71	17 450	52 35	1 64	ST
	Aug 25, 09		16 876	33 75	17 450	34 90	1 15	ST
	Aug 25, 09	2 000		1,146 00		1,047 00	-99 00	
		60 000						
INLAND REAL ESTATE CORP NEW								
SBI								
Symbol IRC Exchange NYSE								
EAI \$24 Current yield 7 01%								
	Oct 29, 09	20 000	8 549	170 99	8 150	163 00	-7 99	ST
	Nov 12, 09	22 000	8 097	178 15	8 150	179 30	1 15	ST
Security total		42 000		349 14		342 30	-6 84	
INTEL CORP								
Symbol INTC Exchange OTC								
EAI \$100 Current yield 2 74%								
	Jul 30, 07	76 000	24 010	1,824 76	20 400	1,550 40	-274 36	LT
	Jan 14, 08	5 000	23 119	115 60	20 400	102 00	-13 60	LT
	Sep 8, 08	10 000	20 760	207 60	20 400	204 00	-3 60	LT
	Oct 27, 08	35 000	14 197	496 91	20 400	714 00	217 09	LT
	Nov 10, 08	10 000	14 640	146 40	20 400	204 00	57 60	LT
	Apr 24, 09	10 000	15 629	156 29	20 400	204 00	47 71	ST
	May 7, 09	5 000	15 618	78 09	20 400	102 00	23 91	ST
	Sep 21, 09	28 000	19 471	545 20	20 400	571 20	26 00	ST
Security total		179 000		3,570 85		3,651 60	80 75	
INTERDIGITAL INC (PA)								
Symbol IDCC Exchange OTC								
	Dec 22, 08	11 000	26 221	288 44	26 560	292 16	3 72	LT
	Jan 5, 09	10 000	28 048	280 49	26 560	265 60	-14 89	ST
	Mar 30, 09	2 000	26 331	52 66	26 560	53 12	0 46	ST
	Oct 29, 09	9 000	20 558	185 03	26 560	239 04	54 01	ST
Security total		32 000		806 62		849 92	43 30	
INTERPUBLIC GROUP OF COS INC								
Symbol IPG Exchange NYSE								
	Jul 30, 07	119 000	10 220	1,216 18	7 380	878 22	-337 96	LT
	Dec 20, 07	35 000	8 000	280 02	7 380	258 30	-21 72	LT
Security total		154 000		1,496 20		1,136 52	-359 68	
INTL BUSINESS MACH								
Symbol IBM Exchange NYSE								
EAI \$26 Current yield 1 66%								
	Jun 11, 09	6 000	109 777	658 66	130 900	785 40	126 74	ST

continued next page



ACCESS  
December 2009

Account name: LAPKIN FOUNDATION  
Account number: HK 19813 CM

Your Financial Advisor:  
CAGAN / SUDOL  
201-845-4415/800-698-2707

Your assets • Equities • Common stock (continued)

Holding	Trade date	Number of shares	Purchase price per share (\$)	Cost basis (\$)	Price per share on Dec 31 (\$)	Value on Dec 31 (\$)	Unrealized gain or loss (\$)	Holding period
Security total	Nov 5, 09	6 000	122 674	736 05	130 900	785 40	49 35	ST
Security total		12 000		1,394 71		1,570 80	176 09	
INTUIT								
Symbol INTU Exchange OTC	Jul 30, 07	33 000	29 019	957 66	30 730	1,014 09	56 43	LT
Symbol JEC Exchange NYSE	Jul 31, 07	16 000	28 950	463 21	30 730	491 68	28 47	LT
Security total		49 000		1,420 87		1,505 77	84 90	
ISIS PHARMACEUTICALS INC								
Symbol ISIS Exchange OTC	Nov 11, 08	14 000	15 308	214 32	11 110	155 54	-58 78	LT
	May 21, 09	8 000	13 342	106 74	11 110	88 88	-17 86	ST
	Jul 21, 09	6 000	16 182	97 09	11 110	66 66	-30 43	ST
	Jul 31, 09	8 000	18 422	147 38	11 110	88 88	-58 50	ST
	Nov 9, 09	6 000	13 548	81 29	11 110	66 66	-14 63	ST
Security total		42 000		646 82		466 62	-180 20	
ITT CORP								
Symbol ITT Exchange NYSE	Dec 7, 07	29 000	65 332	1,894 63	49 740	1,442 46	-452 17	LT
EAI \$31 Current yield 1 73%	Feb 25, 09	7 000	39 406	275 84	49 740	348 18	72 34	ST
Security total		36 000		2,170 47		1,790 64	-379 83	
IVANHOE MINES LTD								
Symbol IVN Exchange AMEX	May 30, 06	25 000	6 950	173 83 <sup>1</sup>	14 610	365 25	191 42	LT
	Jul 30, 07	1 000	13 716	13 72	14 610	14 61	0 89	LT
	Jan 10, 08	21 000	10 606	222 73	14 610	306 81	84 08	LT
	Mar 19, 08	16 000	10 099	161 59	14 610	233 76	72 17	LT
Security total		63 000		571 87		920 43	348 56	
J CREW GROUP INC								
Symbol JCG Exchange NYSE	Oct 8, 09	12 000	37 454	449 46	44 740	536 88	87 42	ST
JACOBS ENGINEERING GROUP INC								
Symbol JEC Exchange NYSE	Jul 30, 07	23 000	61 259	1,408 98	37 610	865 03	-543 95	LT
	Jan 11, 08	6 000	90 092	540 56	37 610	225 66	-314 90	LT
Security total		29 000		1,949 54		1,090 69	-858 85	
JDA SOFTWARE GROUP INC								
Symbol JDAS Exchange OTC	Jul 29, 09	15 000	20 678	310 17	25 470	382 05	71 88	ST

continued next page



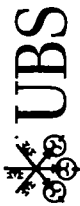


Account name: LAPKIN FOUNDATION  
 Account number: HK 19813 CM

Your assets ▶ Equities ▶ Common stock (continued)

Holding	Trade date	Number of shares	Purchase price per share (\$)	Cost basis (\$)	Price per share on Dec 31 (\$)	Value on Dec 31 (\$)	Unrealized gain or loss (\$)	Holding period
KAO CORP REPSTG 10 SHS COM								
SPON ADR								
Symbol KCRPY Exchange OTC								
EAI \$45 Current yield 2.41%	Apr 23, 09	60 000	20 192	1,211 57	23 363	1,401 78	190 21	ST
	May 18, 09	20 000	20 780	415 61	23 363	467 26	51 65	ST
Security total		80 000		1,627 18		1,869 04	241 86	
KBR INC								
Symbol KBR Exchange NYSE								
EAI \$15 Current yield 1.07%	May 11, 09	26 000	17 613	457 95	19 000	494 00	36 05	ST
	May 13, 09	15 000	16 843	252 65	19 000	285 00	32 35	ST
	Oct 30, 09	9 000	21 056	189 51	19 000	171 00	-18 51	ST
	Nov 24, 09	24 000	18 994	455 88	19 000	456 00	0 12	ST
Security total		74 000		1,355 99		1,406 00	50 01	
KINROSS GOLD CORP NEW								
Symbol KGC Exchange NYSE								
EAI \$10 Current yield 0.54%	Jul 7, 09	36 000	18 494	665 81	18 400	662 40	-3 41	ST
	Jul 10, 09	37 000	17 679	654 15	18 400	680 80	26 65	ST
	Oct 30, 09	27 000	18 263	493 12	18 400	496 80	3 68	ST
Security total		100 000		1,813 08		1,840 00	26 92	
KOREA ELECTRIC POWER CRP SPONSORED ADR SHS								
Symbol KEP Exchange NYSE								
	Feb 21, 06	59 000	22 540	1,329 86 <sup>1</sup>	14 540	857 86	-472 00	LT
	Sep 29, 06	11 000	19 580	215 38 <sup>1</sup>	14 540	159 94	-55 44	LT
	Jul 30, 07	3 000	23 790	71 37	14 540	43 62	-27 75	LT
	Mar 17, 08	29 000	14 001	406 03	14 540	421 66	15 63	LT
Security total		102 000		2,022 64		1,483 08	-539 56	
LASALLE HOTEL PROPERTIES SBI								
Symbol LHO Exchange NYSE								
EAI \$1 Current yield 0.28%	Nov 16, 09	11 000	21 036	231 40	21 230	233 53	2 13	ST
	Dec 16, 09	6 000	20 295	121 77	21 230	127 38	5 61	ST
Security total		17 000		353 17		360 91	7 74	

continued next page



ACCESS  
December 2009

Account name: LAKIN FOUNDATION  
Account number: HK 19813 CM

Your Financial Advisor:  
CAGAN / SUDOL  
201-845-4415/800-698-2707

Your assets • Equities • Common stock (continued)

Holding	Trade date	Number of shares	Purchase price per share (\$)	Cost basis (\$)	Price per share on Dec 31 (\$)	Value on Dec 31 (\$)	Unrealized gain or loss (\$)	Holding period
MAGNA INTL INC CL A SUB VTG								
CANADA ORD								
Symbol MGA Exchange NYSE	Jun 5, 08	5 000	69 519	347 60	50 580	252 90	-94 70	LT
	Jun 23, 08	6 000	65 257	391 55	50 580	303 48	-88 07	LT
	Jul 15, 08	11 000	55 036	605 40	50 580	556 38	-49 02	LT
Security total		22 000		1,344 55		1,112 76	-231 79	
MANHATTAN ASSOC INC								
Symbol MANH Exchange OTC	Nov 11, 09	5 000	23 600	118 00	24 040	120 20	2 20	ST
	Dec 4, 09	7 000	24 278	169 95	24 040	168 28	-1 67	ST
Security total		12 000		287 95		288 48	0 53	
MASIMO CORP								
Symbol MASI Exchange OTC	Sep 26, 08	5 000	37 674	188 37	30 420	152 10	-36 27	LT
	Oct 1, 08	3 000	38 486	115 46	30 420	91 26	-24 20	LT
	Dec 5, 08	8 000	25 345	202 76	30 420	243 36	40 60	LT
	Dec 9, 08	4 000	26 435	105 74	30 420	121 68	15 94	LT
	Mar 4, 09	4 000	22 275	89 10	30 420	121 68	32 58	ST
Security total		24 000		701 43		730 08	28 65	
MCDONALDS CORP								
Symbol MCD Exchange NYSE	Nov 26, 08	21 000	57 424	1,205 92	62 440	1,311 24	105 32	LT
EAL \$46 Current yield 3 51%								
MCMORAN EXPLORATION CO								
Symbol MMR Exchange NYSE	Jul 24, 08	15 000	23 139	347 10	8 020	120 30	-226 80	LT
MEDIVATION INC								
Symbol MDVN Exchange OTC	Sep 11, 09	3 000	25 711	77 13	37 650	112 95	35 82	ST
	Sep 14, 09	8 000	25 688	205 51	37 650	301 20	95 69	ST
	Oct 27, 09	2 000	26 461	52 92	37 650	75 30	22 38	ST
	Nov 9, 09	3 000	28 339	85 02	37 650	112 95	27 93	ST
Security total		16 000		420 58		602 40	181 82	
MERITAGE HOMES CORP								
Symbol MTH Exchange NYSE	May 28, 09	12 000	18 604	223 25	19 330	231 96	8 71	ST
	Oct 27, 09	7 000	19 370	135 60	19 330	135 31	-0 29	ST
Security total		19 000		358 85		367 27	8 42	

continued next page



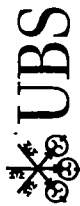


Account name: LAPKIN FOUNDATION  
 Account number: HK 19813 CM

Your assets > Equities > Common stock (continued)

Holding	Trade date	Number of shares	Purchase price per share (\$)	Cost basis (\$)	Price per share on Dec 31 (\$)	Value on Dec 31 (\$)	Unrealized gain or loss (\$)	Holding period
<b>MICROSOFT CORP</b>								
Symbol MSFT Exchange OTC								
EAI \$38 Current yield 1.68%	May 12, 09	52,000	19,909	1,035.29	30.480	1,584.96	549.67	ST
	May 22, 09	10,000	20,120	201.20	30.480	304.80	103.60	ST
	Jul 24, 09	12,000	23,233	278.80	30.480	365.76	86.96	ST
Security total		74,000		1,515.29		2,255.52	740.23	
<b>MINERALS TECHNOLOGIES INC</b>								
Symbol MTX Exchange NYSE								
EAI \$2 Current yield 0.41%	Nov 13, 09	1,000	54,579	54.58	54.470	54.47	-0.11	ST
	Nov 16, 09	8,000	55,750	446.00	54.470	435.76	-10.24	ST
Security total		9,000		500.58		490.23	-10.35	
<b>MITSUBI SUMITOMO UNSPONS ADR</b>								
Symbol MSIGY Exchange OTC								
EAI \$16 Current yield 1.75%	Nov 12, 07	24,000	17,876	429.03	12.702	304.85	-124.18	LT
	Nov 21, 07	24,000	18,431	442.36	12.702	304.85	-137.51	LT
	Dec 5, 07	24,000	18,073	433.77	12.702	304.85	-128.92	LT
Security total		72,000		1,305.16		914.54	-390.61	
<b>MONOLITHIC POWER SYSTEMS INC</b>								
Symbol MPWR Exchange OTC								
	Sep 26, 07	5,000	24,995	124.98	23.970	119.85	-5.13	LT
	Oct 4, 07	9,000	23,860	214.74	23.970	215.73	0.99	LT
	Sep 26, 08	7,000	18,600	130.20	23.970	167.79	37.59	LT
	Sep 29, 08	4,000	17,385	69.54	23.970	95.88	26.34	LT
Security total		25,000		539.46		599.25	59.79	
<b>MONSANTO CO NEW</b>								
Symbol MON Exchange NYSE								
EAI \$18 Current yield 1.30%	Dec 17, 08	17,000	75,275	1,279.69	81.750	1,389.75	110.06	LT
<b>MULTI-FINELINE ELECTRONIX INC</b>								
Symbol MFLX Exchange OTC								
	Jul 23, 08	9,000	27,334	246.01	28.370	255.33	9.32	LT
	Aug 4, 08	7,000	26,458	185.21	28.370	198.59	13.38	LT
Security total		16,000		431.22		453.92	22.70	
<b>NAVIGATORS GROUP INC</b>								
Symbol NAVG Exchange OTC								
	Oct 31, 08	3,000	49,463	148.39	47.110	141.33	-7.06	LT
	Dec 8, 08	2,000	54,217	108.43	47.110	94.22	-14.21	LT

continued next page



ACCESS  
December 2009

Account name: LAPKIN FOUNDATION  
Account number: HK 19813 CM

Your Financial Advisor:  
CAGAN / SUDOL  
201-845-4415/800-698-2707

Your assets • Equities • Common stock (continued)

Holding	Trade date	Number of shares	Purchase price per share (\$)	Cost basis (\$)	Price per share on Dec 31 (\$)	Value on Dec 31 (\$)	Unrealized gain or loss (\$)	Holding period
Security total		5 000		256 82		235 55	-21 27	
NETFLIX COM INC								
Symbol NFLX Exchange: OTC	Aug 5, 08	6 000	29 870	179 22	55 090	330 54	151 32	LT
	Aug 14, 08	7 000	31 448	220 14	55 090	385 63	165 49	LT
Security total		13 000		399 36		716 17	316 81	
NEWCREST MINING LTD SPON								
AUSTRALIA ADR								
Symbol NCMGY Exchange: OTC								
EAI \$5 Current yield 0.37%	Jul 13, 06	15 000	15 140	227 14 <sup>1</sup>	31 774	476 61	249 47	LT
	Aug 13, 08	13 000	21 131	274 71	31 774	413 06	138 35	LT
	Aug 10, 09	15 000	25 114	376 72	31 774	476 61	99 89	ST
Security total		43 000		878 57		1,366 28	487 71	
NEWS CORP INC DELA CL A								
Symbol NWSA Exchange: OTC								
EAI \$14 Current yield 0.85%	Sep 15, 08	5 000	13 768	68 84	13 690	68 45	-0 39	LT
	Oct 15, 08	115 000	9 305	1,070 16	13 690	1,574 35	504 19	LT
Security total		120 000		1,139 00		1,642 80	503 80	
NEXEN INC								
Symbol NXY Exchange: NYSE	Oct 2, 07	5 000	30 435	152 18	23 930	119 65	-32 53	LT
	Oct 10, 07	14 000	30 744	430 42	23 930	335 02	-95 40	LT
	Aug 7, 08	6 000	30 169	181 02	23 930	143 58	-37 44	LT
	Jan 29, 09	21 000	15 053	316 12	23 930	502 53	186 41	ST
	Oct 28, 09	19 000	21 955	417 15	23 930	454 67	37 52	ST
Security total		65 000		1,496 89		1,555 45	58 56	
NIKE INC CL B								
Symbol NKE Exchange: NYSE	Jan 11, 08	1 000	60 893	60 89	66 070	66 07	5 18	LT
EAI \$14 Current yield 1.63%	Apr 10, 08	12 000	67 649	811 79	66 070	792 84	-18 95	LT
Security total		13 000		872 68		858 91	-13 77	
NINTENDO LTD ADR NEW JAPAN ADR								
Symbol NTDOY Exchange: OTC								
EAI \$41 Current yield 4.20%	Aug 3, 09	10 000	33 949	339 50	29 593	295 93	-43 57	ST
	Aug 20, 09	11 000	32 369	356 06	29 593	325 52	-30 54	ST



continued next page



Account name: LAPKIN FOUNDATION  
 Account number: HK 19813 CM

Your assets > Equities > Common stock (continued)

Holding	Trade date	Number of shares	Purchase price per share (\$)	Cost basis (\$)	Price per share on Dec 31 (\$)	Value on Dec 31 (\$)	Unrealized gain or loss (\$)	Holding period
Security total	Aug 28, 09	12 000	33 279	399 36	29 593	355 11	-44 25	ST
		33 000		1,094 92		976 56	-118 36	
NIPPON TELEG & TEL CORP SPON ADR								
Symbol NTT Exchange NYSE								
EAI \$64 Current yield 2 92%								
	Feb 21, 06	10 000	21 490	214 90 <sup>1</sup>	19 740	197 40	-17 50	LT
	May 30, 07	25 000	22 860	571 62 <sup>1</sup>	19 740	493 50	-78 12	LT
	Jun 18, 07	21 000	22 720	477 16 <sup>1</sup>	19 740	414 54	-62 62	LT
	Jul 30, 07	15 000	22 004	330 07	19 740	296 10	-33 97	LT
	Oct 1, 07	22 000	23 374	514 25	19 740	434 28	-79 97	LT
	Apr 14, 09	18 000	19 537	351 68	19 740	355 32	3 64	ST
Security total		111 000		2,459 68		2,191 14	-268 54	
NOKIA CORP SPONS ADR FINLAND ADR								
Symbol NOK Exchange NYSE								
EAI \$44 Current yield 3 08%								
	Feb 2, 09	44 000	12 084	531 71	12 850	565 40	33 69	ST
	Feb 19, 09	16 000	10 654	170 47	12 850	205 60	35 13	ST
	Jul 20, 09	17 000	13 108	222 85	12 850	218 45	-4 40	ST
	Nov 18, 09	34 000	13 950	474 32	12 850	436 90	-37 42	ST
Security total		111 000		1,399 35		1,426 35	27 00	
NORFOLK STHN CORP								
Symbol NSC Exchange NYSE								
EAI \$72 Current yield 2 59%								
	Jul 25, 08	8 000	69 854	558 84	52 420	419 36	-139 48	LT
	Mar 2, 09	15 000	30 066	450 99	52 420	786 30	335 31	ST
	Mar 5, 09	8 000	28 884	231 07	52 420	419 36	188 29	ST
	Apr 14, 09	6 000	36 669	220 02	52 420	314 52	94 50	ST
	May 11, 09	10 000	37 346	373 47	52 420	524 20	150 73	ST
	Jun 15, 09	6 000	39 250	235 50	52 420	314 52	79 02	ST
Security total		53 000		2,069 89		2,778 26	708 37	
NOVARTIS AG SPON ADR								
Symbol NVS Exchange NYSE								
EAI \$58 Current yield 2 66%								
	Feb 13, 09	17 000	42 899	729 28	54 430	925 31	196 03	ST
	Apr 9, 09	12 000	36 751	441 01	54 430	653 16	212 15	ST
	May 8, 09	11 000	38 048	418 53	54 430	598 73	180 20	ST

continued next page



ACCESS  
December 2009

Account name: LAPKIN FOUNDATION  
Account number: HK 19813 CM

Your Financial Advisor:  
CAGAN / SUDOL  
201-845-4415/800-698-2707

Your assets • Equities • Common stock (continued)

Holding	Trade date	Number of shares	Purchase price per share (\$)	Cost basis (\$)	Price per share on Dec 31 (\$)	Value on Dec 31 (\$)	Unrealized gain or loss (\$)	Holding period
Security total		40 000		1,588 82		2,177 20	588 38	
NUTRI/SYSTEMS INC								
Symbol NTRI Exchange OTC								
EAI: \$14 Current yield 2 25%	Nov 5, 09	15 000	21 759	326 40	31 170	467 55	141 15	ST
	Dec 17, 09	5 000	31 483	157 42	31 170	155 85	-1 57	ST
Security total		20 000		483 82		623 40	139 58	
OMNICOM GROUP INC								
Symbol OMC Exchange NYSE								
EAI: \$26 Current yield 1 51%	Jul 30, 07	44 000	51 829	2,280 52	39 150	1,722 60	-557 92	LT
ON SEMICONDUCTOR CORP								
Symbol ONNN Exchange OTC								
	May 28, 08	48 000	9 850	472 81	8 820	423 36	-49 45	LT
PANASONIC CORP SPON ADR								
Symbol PC Exchange NYSE								
EAI: \$9 Current yield 0 88%	Jul 30, 07	71 000	18 290	1,298 59	14 350	1,018 85	-279 74	LT
PARKER HANNIFIN CORP								
Symbol PH Exchange NYSE								
EAI: \$41 Current yield 1 86%	Jul 30, 07	27 000	66 780	1,803 06	53 880	1,454 76	-348 30	LT
	Apr 15, 09	14 000	35 933	503 07	53 880	754 32	251 25	ST
Security total		41 000		2,306 13		2,209 08	-97 05	
PHH CORP NEW								
Symbol PHH Exchange NYSE								
	Jun 25, 09	13 000	17 793	231 32	16 110	209 43	-21 89	ST
	Jun 26, 09	5 000	17 989	89 95	16 110	80 55	-9 40	ST
	Sep 14, 09	14 000	21 107	295 51	16 110	225 54	-69 97	ST
Security total		32 000		616 78		515 52	-101 26	
PHILIP MORRIS INTL INC								
Symbol PM Exchange NYSE								
EAI: \$95 Current yield 4 81%	Aug 16, 07	3 000	45 963	137 89 <sup>1</sup>	48 190	144 57	6 68	LT
	Apr 22, 08	10 000	50 239	502 40	48 190	481 90	-20 50	LT
	May 20, 08	10 000	53 702	537 02	48 190	481 90	-55 12	LT
	Jul 2, 08	6 000	50 639	303 84	48 190	289 14	-14 70	LT
	Oct 20, 08	8 000	44 660	357 28	48 190	385 52	28 24	LT
	Feb 12, 09	4 000	36 128	144 51	48 190	192 76	48 25	ST
Security total		41 000		1,982 94		1,975 79	-7 15	



continued next page



Account name: LARKIN FOUNDATION  
 Account number: HK 19813 CM

Your assets > Equities > Common stock (continued)

Holding	Trade date	Number of shares	Purchase price per share (\$)	Cost basis (\$)	Price per share on Dec 31 (\$)	Value on Dec 31 (\$)	Unrealized gain or loss (\$)	Holding period
<b>PIPER JAFFRAY COS</b>								
Symbol PJ Exchange NYSE	Oct 9, 09	7 000	53 186	372 30	50 610	354 27	-18 03	ST
Symbol PJ Exchange NYSE	Oct 27, 09	2 000	50 971	101 94	50 610	101 22	-0 72	ST
Security total		9 000		474 24		455 49	-18 75	
<b>PLANTRONICS INC NEW</b>								
Symbol PLT Exchange NYSE	Aug 18, 09	8 000	25 059	200 47	25 980	207 84	7 37	ST
EAI \$4 Current yield 0 70%	Aug 19, 09	2 000	24 676	49 35	25 980	51 96	2 61	ST
	Aug 24, 09	10 000	25 226	252 26	25 980	259 80	7 54	ST
	Nov 6, 09	2 000	25 850	51 70	25 980	51 96	0 26	ST
Security total		22 000		553 78		571 56	17 78	
<b>PRAXAIR INC</b>								
Symbol PX Exchange NYSE	Apr 17, 08	10 000	90 166	901 67	80 310	803 10	-98 57	LT
EAI \$45 Current yield 2 00%	Apr 25, 08	9 000	94 423	849 81	80 310	722 79	-127 02	LT
	Jun 4, 08	9 000	97 109	873 99	80 310	722 79	-151 20	LT
Security total		28 000		2,625 47		2,248 68	-376 79	
<b>PROCTER &amp; GAMBLE CO</b>								
Symbol PG Exchange NYSE	Jan 30, 08	13 000	65 384	850 00	60 630	788 19	-61 81	LT
EAI \$44 Current yield 2 90%	Mar 26, 08	12 000	69 501	834 01	60 630	727 56	-106 45	LT
Security total		25 000		1,684 01		1,515 75	-168 26	
<b>PS BUSINESS PARKS INC CA</b>								
Symbol PSB Exchange NYSE	Jun 26, 09	2 000	47 941	95 88	50 050	100 10	4 22	ST
EAI \$12 Current yield 3 43%	Jun 29, 09	5 000	47 856	239 28	50 050	250 25	10 97	ST
Security total		7 000		335 16		350 35	15 19	
<b>QUALCOMM INC</b>								
Symbol QCOM Exchange OTC	Feb 21, 06	34 000	46 830	1,592 22 <sup>1</sup>	46 260	1,572 84	-19 38	LT
EAI \$37 Current yield 1 48%	Feb 22, 06	1 000	48 340	48 34 <sup>1</sup>	46 260	46 26	-2 08	LT
	Mar 14, 07	3 000	43 290	129 87 <sup>1</sup>	46 260	138 78	8 91	LT
	Jul 30, 07	16 000	42 605	681 68	46 260	740 16	58 48	LT
Security total		54 000		2,452 11		2,498 04	45 93	

continued next page



ACCESS  
December 2009

Account name:  
Account number:

LAPKIN FOUNDATION  
HK 19813 CM

Your Financial Advisor  
CAGAN / SUDOL  
201-845-4415/800-698-2707

Your assets • Equities • Common stock (continued)

Holding	Trade date	Number of shares	Purchase price per share (\$)	Cost basis (\$)	Price per share on Dec 31 (\$)	Value on Dec 31 (\$)	Unrealized gain or loss (\$)	Holding period
<b>QUEST DIAGNOSTICS INC</b>								
Symbol DGX Exchange NYSE								
EAI \$10 Current yield 0.66%	Jul 30, 07	15,000	55.509	832.65	60.380	905.70	73.05	LT
	Dec 19, 07	10,000	52.689	526.90	60.380	603.80	76.90	LT
Security total		25,000		1,359.55		1,509.50	149.95	
<b>RACKSPACE HOSTING INC</b>								
Symbol RAX Exchange NYSE								
	Apr 22, 09	11,000	8.354	91.90	20.850	229.35	137.45	ST
	Apr 30, 09	11,000	9.440	103.84	20.850	229.35	125.51	ST
	May 14, 09	13,000	9.328	121.27	20.850	271.05	149.78	ST
	Nov 10, 09	4,000	18.805	75.22	20.850	83.40	8.18	ST
Security total		39,000		392.23		813.15	420.92	
<b>RALCORP HOLDINGS INC NEW</b>								
Symbol RAH Exchange NYSE								
	Nov 24, 09	19,000	57.510	1,092.70	59.710	1,134.49	41.79	ST
<b>RAYTHEON CO NEW</b>								
Symbol RTN Exchange NYSE								
EAI \$27 Current yield 2.38%	Jul 30, 07	6,000	56.080	336.48	51.520	309.12	-27.36	LT
	Jul 31, 07	13,000	55.613	722.98	51.520	669.76	-53.22	LT
	Dec 12, 07	3,000	63.439	190.32	51.520	154.56	-35.76	LT
Security total		22,000		1,249.78		1,133.44	-116.34	
<b>REXAM PLC SPON ADR</b>								
Symbol REXMY Exchange OTC								
EAI \$27 Current yield 7.19%	Oct 27, 09	16,000	22.733	363.73	23.464	375.42	11.69	ST
<b>ROCK-TENN COMPANY CL A</b>								
Symbol RKT Exchange NYSE								
EAI \$8 Current yield 1.13%	May 5, 09	8,000	38.651	309.21	50.410	403.28	94.07	ST
	Jul 29, 09	6,000	45.012	270.07	50.410	302.46	32.39	ST
Security total		14,000		579.28		705.74	126.46	
<b>ROHM CO LTD ADR</b>								
Symbol ROHCY Exchange OTC								
EAI \$11 Current yield 1.78%	Jan 16, 09	7,000	24.855	173.99	32.547	227.83	53.84	ST
	Feb 2, 09	12,000	24.615	295.39	32.547	390.56	95.17	ST
Security total		19,000		469.38		618.39	149.01	

continued next page



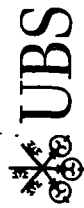


Account name: LAPKIN FOUNDATION  
 Account number: HK 19813 CM

Your assets > Equities > Common stock (continued)

Holding	Trade date	Number of shares	Purchase price per share (\$)	Cost basis (\$)	Price per share on Dec 31 (\$)	Value on Dec 31 (\$)	Unrealized gain or loss (\$)	Holding period
<b>ROSETTA RESOURCES INC</b>								
Symbol ROSE Exchange OTC	May 28, 09	18 000	8 453	152 16	19 920	358 56	206 40	ST
	Jun 10, 09	10 000	9 765	97 66	19 920	199 20	101 54	ST
	Jul 1, 09	9 000	9 008	81 08	19 920	179 28	98 20	ST
Security total		37 000		330 90		737 04	406 14	
<b>ROSS STORES INC</b>								
Symbol ROST Exchange OTC	Jun 11, 09	17 000	39 004	663 08	42 710	726 07	62 99	ST
EAI \$13 Current yield 1 01%	Sep 8, 09	13 000	46 329	602 29	42 710	555 23	-47 06	ST
Security total		30 000		1,265 37		1,281 30	15 93	
<b>ROYAL DUTCH SHELL PLC ADS</b>								
REPSTG 2 CL B ORD SHS SPON ADR	Feb 21, 06	31 000	65 190	2,020 89 <sup>1</sup>	58 130	1,802 03	-218 86	LT
Symbol RDSB Exchange NYSE	Feb 27, 07	3 000	67 990	203 98 <sup>1</sup>	58 130	174 39	-29 59	LT
EAI \$124 Current yield 5 77%	Feb 14, 08	3 000	70 341	211 03	58 130	174 39	-36 64	LT
Security total		37 000		2,435 90		2,150 81	-285 09	
<b>SANOFI-AVENTIS SA SPON ADR</b>								
Symbol SNY Exchange NYSE	Jul 30, 07	7 000	41 222	288 56	39 270	274 89	-13 67	LT
EAI \$64 Current yield 2 86%	Apr 8, 08	8 000	38 387	307 10	39 270	314 16	7 06	LT
	Apr 14, 08	6 000	38 128	228 77	39 270	235 62	6 85	LT
	May 21, 08	16 000	37 339	597 42	39 270	628 32	30 90	LT
	Aug 1, 08	8 000	35 428	283 43	39 270	314 16	30 73	LT
	Jul 1, 09	12 000	30 196	362 35	39 270	471 24	108 89	ST
Security total		57 000		2,067 63		2,238 39	170 76	
<b>SCHLUMBERGER LTD NETHERLANDS</b>								
<b>ANTILLES</b>								
Symbol SLB Exchange NYSE	Jan 15, 08	10 000	91 536	915 36	65 090	650 90	-264 46	LT
EAI \$34 Current yield 1 31%	Jan 29, 08	6 000	78 773	472 64	65 090	390 54	-82 10	LT
	Mar 5, 08	9 000	87 223	785 01	65 090	585 81	-199 20	LT
	Apr 15, 09	15 000	45 079	676 20	65 090	976 35	300 15	ST

continued next page



ACCESS  
December 2009

Account name: LAPKIN FOUNDATION  
Account number: HK 19813 CM

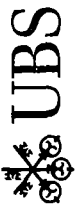
Your Financial Advisor:  
CAGAN / SUDOL  
201-845-4415/800-698-2707

Your assets • Equities • Common stock (continued)

Holding	Trade date	Number of shares	Purchase price per share (\$)	Cost basis (\$)	Price per share on Dec 31 (\$)	Value on Dec 31 (\$)	Unrealized gain or loss (\$)	Holding period
Security total		40 000		2,849.21		2,603.60	-245.61	
SEGA SAMMY HLDG INC SPON ADR								
Symbol								
EAI \$33 Current yield								
	Dec 20, 06	58 000	6.510	377.68 <sup>1</sup>	2.992	173.53	-204.15	LT
	Jan 16, 07	53 000	7.030	372.66 <sup>1</sup>	2.992	158.57	-214.09	LT
	Mar 9, 07	67 000	6.300	422.29 <sup>1</sup>	2.992	200.46	-221.83	LT
	Jan 7, 08	105 000	3.233	339.49	2.992	314.16	-25.33	LT
Security total		283 000		1,512.12		846.73	-665.40	
SEKISUI HOUSE LTD SPON ADR								
Symbol								
EAI \$20 Current yield								
	Sep 13, 07	9 000	11.710	105.40	9.012	81.11	-24.29	LT
	Oct 9, 07	38 000	12.104	459.97	9.012	342.46	-117.51	LT
	Mar 7, 08	16 000	8.930	142.89	9.012	144.19	1.30	LT
	Mar 10, 08	43 000	8.930	383.99	9.012	387.52	3.53	LT
Security total		106 000		1,092.25		955.27	-136.97	
SEVEN & I HLDGS CO LTD ADR								
Symbol								
EAI \$49 Current yield								
	Dec 24, 08	2 000	63.042	126.09	40.754	81.51	-44.58	LT
	Jan 7, 09	6 000	59.017	354.11	40.754	244.52	-109.59	ST
	Jan 13, 09	7 000	60.078	420.55	40.754	285.28	-135.27	ST
	Feb 18, 09	8 000	50.366	402.94	40.754	326.03	-76.91	ST
	Mar 31, 09	3 000	43.857	131.57	40.754	122.26	-9.31	ST
	Jun 5, 09	10 000	47.305	473.06	40.754	407.54	-65.52	ST
	Aug 20, 09	9 000	46.846	421.61	40.754	366.79	-54.82	ST
Security total		45 000		2,329.93		1,833.93	-496.00	
SHISEIDO CO LTD SPONS								
ADR JAPAN								
Symbol								
EAI \$43 Current yield								
	Feb 22, 06	53 000	16.850	893.05 <sup>1</sup>	19.131	1,013.94	120.89	LT
	Aug 1, 07	6 000	21.654	129.93	19.131	114.79	-15.14	LT
	Dec 18, 08	16 000	21.106	337.71	19.131	306.10	-31.61	LT
	Apr 1, 09	20 000	14.579	291.58	19.131	382.62	91.04	ST
Security total		95 000		1,652.27		1,817.44	165.18	



continued next page



Account name: LAPKIN FOUNDATION  
 Account number: HK 19813 CM

Your assets > Equities > Common stock (continued)

Holding	Trade date	Number of shares	Purchase price per share (\$)	Cost basis (\$)	Price per share on Dec 31 (\$)	Value on Dec 31 (\$)	Unrealized gain or loss (\$)	Holding period
<b>SIEMENS A G SPON ADR</b>								
Symbol SI Exchange NYSE								
EAI \$26 Current yield 1.89%	Sep 29, 08	8,000	93.421	747.37	91.700	733.60	-13.77	LT
	Oct 24, 08	7,000	50.402	352.81	91.700	641.90	289.09	LT
Security total		15,000		1,100.18		1,375.50	275.32	
<b>SK TELECOM CO LTD ADR</b>								
Symbol SKM Exchange NYSE								
EAI \$78 Current yield 3.61%	Feb 19, 08	18,000	22.639	407.50	16.260	292.68	-114.82	LT
	Apr 23, 08	12,000	21.960	263.52	16.260	195.12	-68.40	LT
	Apr 29, 08	9,000	22.222	200.00	16.260	146.34	-53.66	LT
	Apr 14, 09	33,000	16.066	530.18	16.260	536.58	6.40	ST
	May 20, 09	49,000	15.953	781.70	16.260	796.74	15.04	ST
	Aug 20, 09	12,000	15.794	189.53	16.260	195.12	5.59	ST
Security total		133,000		2,372.43		2,162.58	-209.85	
<b>SOCIETE GENERALE FRANCE SPONS ADR ADR</b>								
Symbol SCGLY Exchange OTC								
EAI \$13 Current yield 1.97%	Oct 20, 08	11,000	11.322	124.54	14.046	154.51	29.97	LT
	Jan 16, 09	36,000	8.460	304.57	14.046	505.65	201.08	ST
Security total		47,000		429.11		660.16	231.05	
<b>SOLUTIA INC NEW</b>								
Symbol SOA Exchange NYSE								
	Aug 6, 09	50,000	9.778	488.94	12.700	635.00	146.06	ST
<b>STANLEY WORKS</b>								
Symbol SWK Exchange NYSE								
EAI \$49 Current yield 2.57%	Jul 30, 07	37,000	55.799	2,064.60	51.510	1,905.87	-158.73	LT
<b>STEIN MART INC</b>								
Symbol SMRT Exchange OTC								
	Aug 31, 09	11,000	12.543	137.98	10.660	117.26	-20.72	ST
	Sep 14, 09	10,000	12.935	129.35	10.660	106.60	-22.75	ST
	Dec 17, 09	11,000	10.524	115.76	10.660	117.26	1.50	ST
Security total		32,000		383.09		341.12	-41.97	
<b>STERIS CORP</b>								
Symbol STE Exchange NYSE								
EAI \$3 Current yield 1.79%	Nov 10, 09	6,000	34.746	208.48	27.970	167.82	-40.66	ST

continued next page



ACCESS  
December 2009

Account name:  
LAPKIN FOUNDATION  
HK 19813 CM

Account number:

Your Financial Advisor:  
CAGAN / SUDOL  
201-845-4415/800-698-2707

Your assets • Equities • Common stock (continued)

Holding	Trade date	Number of shares	Purchase price per share (\$)	Cost basis (\$)	Price per share on Dec 31 (\$)	Value on Dec 31 (\$)	Unrealized gain or loss (\$)	Holding period
<b>STEVEN MADDEN LTD</b>								
Symbol SHOO Exchange OTC	Oct 30, 09	8 000	40 729	325 84	41 240	329 92	4 08	ST
<b>STIFEL FINANCIAL CORP</b>								
Symbol SF Exchange NYSE	Sep 3, 08	8 000	41 385	331 08	59 240	473 92	142 84	LT
	Sep 29, 08	6 000	45 674	274 04	59 240	355 44	81 40	LT
Security total		14 000		605 12		829 36	224 24	
<b>STONE ENERGY CORP</b>								
Symbol SGY Exchange NYSE	Oct 13, 09	20 000	18 225	364 52	18 050	361 00	-3 52	ST
<b>STRYKER CORP</b>								
Symbol SYK Exchange NYSE								
EAI \$10 Current yield 1 17%	Jul 30, 07	17 000	64 070	1 089 19	50 370	856 29	-232 90	LT
<b>SUMITOMO TRUST &amp; BANKING SPON ADR</b>								
Symbol STBUY Exchange OTC								
EAI \$8 Current yield 1 25%	Jan 17, 08	66 000	6 426	424 12	4 866	321 16	-102 96	LT
	Mar 7, 08	66 000	6 446	425 44	4 866	321 16	-104 28	LT
Security total		132 000		849 56		642 31	-207 24	
<b>SVB FINANCIAL GROUP</b>								
Symbol SVB Exchange OTC	Oct 29, 09	8 000	43 076	344 61	41 660	333 28	-11 33	ST
<b>SWISSCOM AG SPON ADR</b>								
Symbol SCMWY Exchange OTC								
EAI \$72 Current yield 3 62%	Feb 21, 06	42 000	30 500	1 281 00 <sup>1</sup>	38 268	1 607 25	326 25	LT
	Aug 1, 07	10 000	33 814	338 14	38 268	382 68	44 54	LT
Security total		52 000		1 619 14		1 989 93	370 79	
<b>SYMANTEC CORP</b>								
Symbol SYMC Exchange OTC	Sep 11, 09	85 000	15 917	1 353 01	17 890	1 520 65	167 64	ST
	Sep 18, 09	50 000	15 680	784 03	17 890	894 50	110 47	ST
Security total		135 000		2 137 04		2 415 15	278 11	
<b>TANGER FACTORY OUTLET CENTERS INC</b>								
Symbol SKT Exchange NYSE								
EAI \$28 Current yield 3 99%	Jul 30, 07	18 000	33 430	601 74	38 990	701 82	100 08	LT

continued next page



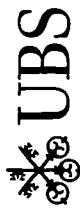


Account name: LARKIN FOUNDATION  
 Account number: HK 19813 CM

Your assets > Equities > Common stock (continued)

Holding	Trade date	Number of shares	Purchase price per share (\$)	Cost basis (\$)	Price per share on Dec 31 (\$)	Value on Dec 31 (\$)	Unrealized gain or loss (\$)	Holding period
<b>TARGET CORP</b>								
Symbol TGT Exchange NYSE								
EAI \$21 Current yield 1.40%								
	Mar 13, 08	1 000	50 240	50 24	48 370	48 37	-1 87	LT
	Jun 24, 08	4 000	49 582	198 33	48 370	193 48	-4 85	LT
	Jul 15, 08	5 000	44 099	220 50	48 370	241 85	21 35	LT
	Nov 20, 08	9 000	29 199	262 79	48 370	435 33	172 54	LT
	Dec 2, 08	9 000	30 530	274 77	48 370	435 33	160 56	LT
	Dec 4, 09	3 000	45 730	137 19	48 370	145 11	7 92	ST
Security total		31 000		1,143 82		1,499 47	355 65	
<b>TDK CORP ADR JAPAN ADR</b>								
Symbol TTDKY Exchange OTC								
EAI \$10 Current yield 1.37%								
	Oct 23, 08	2 000	32 995	65 99	60 691	121 38	55 39	LT
	Dec 12, 08	10 000	33 281	332 81	60 691	606 91	274 10	LT
Security total		12 000		398 80		728 29	329 49	
<b>TECHNIP SA NEW SPON ADR</b>								
Symbol TKPPY Exchange OTC								
EAI \$15 Current yield 1.76%								
	Nov 20, 08	12 000	24.131	289 58	70 876	850 51	560 93	LT
<b>TELECOM ITALIA SPA NEW REPSTG</b>								
10 SAVINGS SHS SPON ADR								
Symbol TIA Exchange NYSE								
EAI \$112 Current yield 6.32%								
	Feb 22, 06	113 000	23 360	2,639.68	11 000	1,243 00	-1,396 68	LT
	Aug 1, 07	5 000	21 542	107 71	11 000	55 00	-52 71	LT
	May 6, 08	43 000	16 385	704 59	11 000	473.00	-231 59	LT
Security total		161 000		3,451 98		1,771 00	-1,680 98	
<b>TEMPUR-PEDIC INTL INC</b>								
Symbol TPX Exchange NYSE								
	Apr 17, 09	23 000	10 742	247 09	23 630	543 49	296 40	ST
	Apr 20, 09	9 000	10 210	91 89	23 630	212 67	120 78	ST
	May 21, 09	10 000	10 620	106 20	23 630	236 30	130 10	ST
	Aug 3, 09	6 000	15 010	90 06	23 630	141 78	51 72	ST
Security total		48 000		535 24		1,134 24	599 00	
<b>TEVA PHARMACEUTICALS IND LTD</b>								
ISRAEL ADR								
Symbol TEVA Exchange OTC								
EAI \$27 Current yield 0.86%								
	Aug 11, 08	13 000	46 691	606 99	56 180	730 34	123 35	LT

continued next page



ACCESS  
December 2009

Account name: LARKIN FOUNDATION  
Account number: HK 19813 CM

Your Financial Advisor:  
CAGAN / SUDOL  
201-845-4415/800-698-2707

Your assets • Equities • Common stock (continued)

Holding	Trade date	Number of shares	Purchase price per share (\$)	Cost basis (\$)	Price per share on Dec 31 (\$)	Value on Dec 31 (\$)	Unrealized gain or loss (\$)	Holding period
	Sep 19, 08	17 000	45 547	774 30	56 180	955 06	180 76	LT
	Sep 26, 08	16 000	46 310	740 97	56 180	898 88	157 91	LT
	Oct 29, 08	10 000	39 881	398 81	56 180	561 80	162 99	LT
Security total		56 000		2,521 07		3,146 08	625 01	
THE DIRECTV GROUP CL A								
Symbol DTV Exchange OTC	Nov 28, 07	1 000	24 100	24 10	33 350	33 35	9 25	LT
	Sep 29, 08	6 000	26 600	159 60	33 350	200 10	40 50	LT
	Oct 9, 08	15 000	21,489	322 34	33 350	500 25	177 91	LT
	Oct 9, 08	12 000	21 489	257 87	33 350	400 20	142 33	LT
	Oct 20, 08	27 000	20 558	555 09	33 350	900 45	345 36	LT
	Aug 14, 09	6 000	24 430	146 58	33 350	200 10	53 52	ST
Security total		67 000		1,465 58		2,234 45	768 87	
TIME WARNER INC NEW								
Symbol TWX Exchange NYSE	Sep 15, 08	4 000	30 257	121 03	29 140	116 56	-4 47 *	LT
EAI \$35 Current yield 2 56%	Sep 17, 08	18 000	30 147	542 66	29 140	524 52	-18 14 *	LT
	Sep 25, 08	8 000	31 262	250 10	29 140	233 12	-16 98 *	LT
	Oct 14, 08	11 000	20 118	221 30	29 140	320 54	99 24 *	LT
	Jun 3, 09	6 000	22,428	134 57	29 140	174 84	40 27 *	ST
Security total		47 000		1,269 66		1,369 58	99 92	
TOPPAN PRINTING LTD ADR								
Symbol TONPY Exchange OTC	Feb 22, 06	33 000	60 490	1,996 23 <sup>1</sup>	40 335	1,331 05	-665 18	LT
EAI \$50 Current yield 2 64%	Dec 4, 06	8 000	53 400	427 20 <sup>1</sup>	40 335	322 68	-104 52	LT
	Aug 1, 07	6 000	54 816	328 90	40 335	242 01	-86 89	LT
Security total		47 000		2,752 33		1,895 74	-856 59	
TRUEBLUE INC								
Symbol TBI Exchange NYSE	Aug 31, 09	17 000	13 586	230 97	14 810	251 77	20 80	ST
UMB FINANCIAL CORP								
Symbol UMBF Exchange OTC	Aug 30, 07	5 000	43 490	217 45	39 350	196 75	-20 70	LT
EAI \$12 Current yield 1 91%	Oct 1, 07	11 000	43 499	478 49	39 350	432 85	-45 64	LT
Security total		16 000		695 94		629 60	-66 34	

continued next page





Account name: LAPKIN FOUNDATION  
 Account number: HK 19813 CM

Your assets • Equities • Common stock (continued)

Holding	Trade date	Number of shares	Purchase price per share (\$)	Cost basis (\$)	Price per share on Dec 31 (\$)	Value on Dec 31 (\$)	Unrealized gain or loss (\$)	Holding period
UNILEVER NV NY SHS NEW								
NETHERLANDS SPON SPON ADR								
Symbol UN Exchange NYSE								
EAI \$42 Current yield 2.89%	Oct 21, 08	6 000	25 745	154 48	32 330	193 98	39 50	LT
	Oct 30, 08	24 000	23 233	557 61	32 330	775 92	218 31	LT
	Feb 6, 09	15 000	21 405	321 08	32 330	484 95	163 87	ST
Security total		45 000		1,033 17		1,454 85	421 68	
UNION PACIFIC CORP								
Symbol UNP Exchange NYSE								
EAI \$26 Current yield 1.70%	Oct 26, 09	24 000	58 040	1,392 98	63 900	1,533 60	140 62	ST
UNITED UTILITIES GROUP ADR								
Symbol UUGRY Exchange OTC								
EAI \$74 Current yield 6.70%	Aug 16, 07	24 000	32 856	788 56	16 010	384 24	-404 32	LT
	Oct 16, 08	15 000	21 302	319 54	16 010	240 15	-79 39	LT
	Dec 17, 08	30 000	18 191	545 74	16 010	480 30	-65 44	LT
Security total		69 000		1,653 84		1,104 69	-549 15	
UNTD TECHNOLOGIES CORP								
Symbol UTX Exchange NYSE								
EAI \$20 Current yield 2.22%	Jul 30, 07	5 000	73 570	367 85	69 410	347 05	-20 80	LT
	Dec 12, 07	8 000	77 022	616 18	69 410	555 28	-60 90	LT
Security total		13 000		984 03		902 33	-81 70	
VARIAN MEDICAL SYSTEMS INC								
Symbol VAR Exchange NYSE								
	Jul 30, 07	30 000	41 947	1,258 41	46 850	1,405 50	147 09	LT
VERIFONE HOLDINGS INC								
Symbol PAY Exchange NYSE								
	Sep 16, 09	12 000	14 797	177 57	16 380	196 56	18 99	ST
	Sep 23, 09	11 000	15 169	166 87	16 380	180 18	13 31	ST
	Oct 9, 09	15 000	14 134	212 01	16 380	245 70	33 69	ST
Security total		38 000		556 45		622 44	65 99	
VODAFONE GROUP PLC NEW SPON ADR								
Symbol VOD Exchange OTC								
EAI \$108 Current yield 5.57%	May 25, 06	17 000	25 150	427 55 <sup>1</sup>	23 090	392 53	-35 02	LT
	Aug 3, 06	13 000	21 750	282 78 <sup>1</sup>	23 090	300 17	17 39	LT
	Jul 30, 07	7 000	30 280	211 96	23 090	161 63	-50 33	LT

continued next page



ACCESS  
December 2009

Account name: LAPKIN FOUNDATION  
Account number: HK 19813 CM

Your Financial Advisor  
CAGAN / SUDOL  
201-845-4415/800-698-2707

Your assets • Equities • Common stock (continued)

Holding	Trade date	Number of shares	Purchase price per share (\$)	Cost basis (\$)	Price per share on Dec 31 (\$)	Value on Dec 31 (\$)	Unrealized gain or loss (\$)	Holding period
	Sep 25, 08	15 000	22 550	338 25	23 090	346 35	8 10	LT
	Oct 27, 08	32 000	15 940	510 10	23 090	738 88	228.78	LT
Security total		84 000		1,770 64		1,939 56	168 92	
WACOAL HOLDINGS CORP ADR								
Symbol	WACLY	Exchange	OTC					
EAI	\$26	Current yield	2.15%					
	Feb 24, 06	9 000	68 560	617 04 <sup>1</sup>	54 860	493 74	-123.30	LT
	May 9, 07	3 000	63 670	191 02 <sup>1</sup>	54 860	164 58	-26.44	LT
	May 31, 07	3 000	62 730	188 19 <sup>1</sup>	54 860	164 58	-23.61	LT
	Nov 7, 07	7 000	60 465	423 26	54 860	384 02	-39.24	LT
Security total		22 000		1,419 51		1,206 92	-212 59	
WASTE MGMT INC NEW								
Symbol	WM	Exchange	NYSE					
EAI	\$46	Current yield	3.40%					
	Feb 8, 07	3 000	36 510	109 53 <sup>1</sup>	33 810	101 43	-8 10	LT
	Jul 30, 07	31 000	37 412	1,159 79	33 810	1,048.11	-111 68	LT
	Dec 19, 07	6 000	32 933	197 60	33 810	202 86	5 26	LT
Security total		40 000		1,466 92		1,352 40	-114 52	
WATERS CORP								
Symbol	WAT	Exchange	NYSE					
May 13, 09		14 000	44 149	618 09	61 960	867 44	249 35	ST
WEATHERFORD INTL LTD								
Symbol	WFT	Exchange	NYSE					
	Oct 17, 08	8 000	13 967	111 74	17 910	143 28	31 54	LT
	Dec 11, 08	15 000	10 931	163 97	17 910	268 65	104 68	LT
	Jan 9, 09	30 000	13 000	390 00	17 910	537 30	147 30	ST
	Jul 28, 09	15 000	18 104	271 56	17 910	268 65	-2 91	ST
	Oct 27, 09	24 000	18 947	454 75	17 910	429 84	-24 91	ST
	Nov 3, 09	24 000	17 647	423 54	17 910	429 84	6 30	ST
	Nov 30, 09	10 000	16 639	166 40	17 910	179 10	12 70	ST
Security total		126 000		1,981 96		2,256 66	274 70	
WELLS FARGO & CO NEW								
Symbol	WFC	Exchange	NYSE					
EAI	\$5	Current yield	0.74%					
	Oct 30, 09	25 000	28 401	710 04	26 990	674 75	-35 29	ST
WESTERN UNION CO								
Symbol	WU	Exchange	NYSE					
EAI	\$14	Current yield	0.32%					
	Jul 30, 07	103 000	20 070	2,067 21	18 850	1,941 55	-125 66	LT



continued next page



Account name: LAPKIN FOUNDATION  
 Account number: HK 19813 CM

Your assets ▸ Equities ▸ Common stock (continued)

Holding	Trade date	Number of shares	Purchase price per share (\$)	Cost basis (\$)	Price per share on Dec 31 (\$)	Value on Dec 31 (\$)	Unrealized gain or loss (\$)	Holding period
WESTLAKE CHEMICAL CORP								
Symbol WLK Exchange NYSE								
EAI \$3 Current yield 0.86%	Dec 10, 08	75 000	13 196	989 75	18 850	1,413 75	424 00	LT
	Dec 29, 08	35 000	14 054	491 91	18 850	659 75	167 84	LT
	Feb 5, 09	20 000	12 504	250 09	18 850	377 00	126 91	ST
Security total		233 000		3,798 96		4,392 05	593 09	
WHITING PETROLEUM CORP NEW								
Symbol WILL Exchange NYSE								
	May 14, 09	8 000	20 117	160 94	24 930	199 44	38 50	ST
	May 20, 09	6 000	21 763	130 58	24 930	149 58	19 00	ST
Security total		14 000		291 52		349 02	57 50	
WILLIS GROUP HOLDINGS LTD								
Symbol WSH Exchange NYSE								
EAI \$53 Current yield 3.94%	May 28, 08	4 000	96 361	385 45	71 450	285 80	-99 65	LT
WOLTERS KLUWER NV SPONSORED								
ADR NETHERLANDS ADR								
Symbol WTKWY Exchange OTC								
	Jan 30, 09	20 000	24 927	498 54	26 380	527 60	29 06	ST
	Feb 4, 09	21 000	23 539	494 33	26 380	553 98	59 65	ST
	Aug 3, 09	10 000	25 399	254 00	26 380	263 80	9 80	ST
Security total		51 000		1,246 87		1,345 38	98 51	
WORLD FUEL SERVICES CORP								
Symbol INT Exchange NYSE								
EAI \$4 Current yield 0.53%	Feb 24, 09	17 000	16 285	276 86	21 952	373 18	96 32	ST
	Apr 29, 09	19 000	16 603	315 47	21 952	417 09	101 62	ST
	Jun 3, 09	17 000	19 469	330 99	21 952	373 18	42 19	ST
	Jun 15, 09	24 000	17 072	409 75	21 952	526 85	117 10	ST
Security total		77 000		1,333 07		1,690 30	357 23	
WRIGHT EXPRESS CORP								
Symbol WXS Exchange NYSE								
	Aug 31, 09	22 000	22 400	492 81	26 790	589 38	96 57	ST
	Oct 26, 09	6 000	27 218	163 31	26 790	160 74	-2 57	ST
Security total		28 000		656 12		750 12	94 00	
WRIGHT EXPRESS CORP								
Symbol WXS Exchange NYSE								
	May 8, 09	10 000	23 695	236 96	31 860	318 60	81 64	ST
	May 15, 09	9 000	22 850	205 65	31 860	286 74	81 09	ST
	Sep 9, 09	4 000	30 862	123 45	31 860	127 44	3 99	ST
Security total		23 000		566 06		732 78	166 72	

continued next page



ACCESS  
December 2009

Account name: LAPKIN FOUNDATION  
Account number: HK 19813 CM

Your Financial Advisor:  
CAGAN / SUDOL  
201-845-4415/800-698-2707

Your assets > Equities > Common stock (continued)

Holding	Trade date	Number of shares	Purchase price per share (\$)	Cost basis (\$)	Price per share on Dec 31 (\$)	Value on Dec 31 (\$)	Unrealized gain or loss (\$)	Holding period
XTO ENERGY INC								
Symbol XTO Exchange NYSE								
EAI \$48 Current yield 1.07%								
	Jul 30, 07	33 000	44 064	1,454 11	46 530	1,535 49	81 38	LT
	Feb 1, 08	10 000	52 806	528 07	46 530	465 30	-62 77	LT
	Aug 28, 08	15 000	49 913	748 70	46 530	697 95	-50 75	LT
	Sep 2, 08	20 000	46 360	927 21	46 530	930 60	3 39	LT
	Jun 22, 09	4 000	37 467	149 87	46 530	186 12	36 25	ST
	Aug 6, 09	6 000	41 031	246 19	46 530	279 18	32 99	ST
	Dec 14, 09	8 000	47 760	382 08	46 530	372 24	-9 84	ST
Security total		96 000		4,436 23		4,466 88	30 65	
<b>Total</b>				<b>\$242,666.77</b>		<b>\$250,826.23</b>	<b>\$7,009.05</b>	

Total estimated annual income: \$4,181

<sup>1</sup> Indicates cost basis information has been provided by a source other than UBS Financial Services

Asterisk \* indicates the calculation of unrealized gains/losses based upon a UBS Financial Services adjustment to cost basis

Your total assets

	Value on Dec 31 (\$)	Percentage of your account	Cost basis (\$)	Estimated annual income (\$)	Unrealized gain or loss (\$)
Cash	10,584.67	4.05%	10,584.67		
Equities	250,826.23	95.95%	242,666.77	4,181.00	7,009.05
<b>Total</b>	<b>\$261,410.90</b>	<b>100.00%</b>	<b>\$253,251.44</b>	<b>\$4,181.00</b>	<b>\$7,009.05</b>

\* Missing cost basis information

Account activity this month

For more information about the price/value shown for restricted securities, see *Important information about your statement* at the end of this document

Date	Activity	Description	Your expense code	Quantity/Face value	Price/Value (\$)	Cash amount (\$)	Cash and money balance (\$)
Nov 30							
Dec 1	Bought	EV3 INC		11 000	12 952 700	-142 48	\$11,218.31
		Average Priced Trade					
		SYMBOL EVV					
		CUSIP NO 26928A200					
		Location of Execution 09					
		Capacity Agent					

continued next page



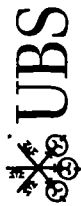


Account name: LAPKIN FOUNDATION  
 Account number: HK 19813 CM

Account activity this month (continued)

Date	Activity	Description	Your expense code	Quantity/ Face value	Price/Value (\$)	Cash amount (\$)	Cash and money balance (\$)
Dec 1	Dividend	ENERGY CORP NEW PAID ON	18			13 50	
Dec 1	Dividend	INTEL CORP PAID ON	179			25 06	
Dec 1	Dividend	WELLS FARGO & CO NEW PAID ON	25			1 25	11,115 64
Dec 2	Foreign Dividend	BUNGE LIMITED PAID ON	20			4 20	
Dec 2	Fee	SEVEN & I HLDGS CO LTD ADR AS OF 11/30/09				-1 06	
Dec 2	Foreign Tax Withheld	SEVEN & I HLDGS CO LTD ADR AS OF 11/30/09				-1 96	
Dec 2	Foreign Dividend	SEVEN & I HLDGS CO LTD ADR PAID ON	45 AS OF 11/30/09			28 06	
Dec 2	Dividend	DELPHI FINCL GROUP INC CL A PAID ON	29			2 90	11,147 78
Dec 3	Dividend	APPLIED MATERIALS INC PAID ON	105			6 30	
Dec 3	Bought	WEATHERFORD INTL LTD		10 000	16 639999	-166 40	
Dec 3	Bought	Average Priced Trade ▶ SYMBOL WFT ▶ CUSIP NO H27013103 ▶ Location of Execution 01 ▶ Capacity Agent		10 000	12 641600	-126 42	10,861 26
Dec 4	Dividend	PARKER HANNIFIN CORP PAID ON	41			10 25	
Dec 4	Foreign Dividend	TEVA PHARMACEUTICALS IND LTD ISRAEL ADR PAID ON	56			8 78	
Dec 4	Foreign Tax Withheld	TEVA PHARMACEUTICALS IND LTD ISRAEL ADR				-1 76	10,878 53
Dec 7	Sold	BADGER METER INC Other fees and charges \$ 01		-7 000	35 344600	247 40	
Dec 7	Foreign Dividend	BP PLC SPON ADR PAID ON	82			68 88	
Dec 7	Sold	NOVARTIS AG SPON ADR Other fees and charges \$ 02		-10 000	56 244900	562 43	
Dec 7	Foreign Tax Withheld	Average Priced Trade ▶ SYMBOL NVS ▶ CUSIP NO 66987V109 ▶ Location of Execution 01 ▶ Capacity Agent				-29	
Dec 7	Foreign Dividend	PANASONIC CORP SPON ADR PAID ON	71			4 10	
Dec 7	Fee	PANASONIC CORP SPON ADR				-11	11,760 94

continued next page



ACCESS  
December 2009

Account name: LAPKIN FOUNDATION  
Account number: HK 19813 CM

Your Financial Advisor:  
CAGAN / SUDOL  
201-845-4415/800-698-2707

Account activity this month (continued)

Date	Activity	Description	Your expense code	Quantity/ Face value	Price/Value (\$)	Cash amount (\$)	Cash and money balance (\$)
Dec 8	Bought	HARBIN ELEC INC		19 000	22.681000	-430.94	
		Average Priced Trade					
		Symbol HRBN	CUSIP NO 41145W109				
		Location of Execution	09				
		Capacity Agent					
Dec 8	Fee	KAO CORP REPSTG 10 SHS COM SPON ADR				-1.19	
Dec 8	Foreign Tax Withheld	KAO CORP REPSTG 10 SHS COM SPON ADR				-1.80	
Dec 8	Foreign Dividend	KAO CORP REPSTG 10 SHS COM SPON ADR PAID ON				25.77	
Dec 8	Dividend	WORLD FUEL SERVICES CORP STOCK SPLIT SYMBOL INT RATE 1.00 PAID ON 14		14 000			11,353.78
Dec 9	Sold	BADGER METER INC Other fees and charges \$ 01		-6 000	36.604200	219.62	
		Average Priced Trade					
		Symbol BMI	CUSIP NO 056525108				
		Location of Execution	01				
		Capacity Agent					
Dec 9	Bought	MANHATTAN ASSOC INC		7 000	24.278700	-169.95	
		Average Priced Trade					
		Symbol MANH	CUSIP NO 562750109				
		Location of Execution	09				
		Capacity Agent					
Dec 9	Foreign Dividend	ROYAL DUTCH SHELL PLC ADS REPSTG 2 CL B ORD SHS SPON ADR PAID ON 37				31.08	
Dec 9	Dividend	TIME WARNER INC NEW PAID ON 47				8.81	
Dec 9	Bought	TARGET CORP		3 000	45.73	-137.19	
		Average Priced Trade					
		Symbol TGT	CUSIP NO 87612E106				
		Location of Execution	01				
		Capacity Agent					
Dec 9	Sold	VOCUS INC Other fees and charges \$ 01		-16 000	17.417500	278.67	11,584.82
		Average Priced Trade					
		Symbol VOCS	CUSIP NO 92858J108				
		Location of Execution	09				
		Capacity Agent					
Dec 10	Spin Off	AOL INC SYMBOL AOL FROM TIME WARNER INC NEW SYMBOL TWX RATE 0.090909091		4 000			
Dec 10	Dividend	CHEVRON CORP PAID ON 28				19.04	
Dec 10	Dividend	EMERSON ELECTRIC CO PAID ON 33				11.06	
Dec 10	Dividend	HONEYWELL INTL INC PAID ON 56				16.94	
Dec 10	Dividend	INTL BUSINESS MACH PAID ON 12				6.60	
Dec 10	Dividend	MICROSOFT CORP PAID ON 74				9.62	
Dec 10	Dividend	NORFOLK STHN CORP PAID ON 57				19.38	
Dec 10	Dividend	PLANTRONICS INC NEW PAID ON 22				1.10	
Dec 10	Dividend	TARGET CORP PAID ON 28				4.76	
Dec 10	Dividend	UNTD TECHNOLOGIES CORP PAID ON 13				5.01	11,678.33

continued next page





Account name: LAPKIN FOUNDATION  
 Account number: HK 19813 CM

Account activity this month (continued)

Date	Activity	Description	Your expense code	Quantity/ Face value	Price/Value (\$)	Cash amount (\$)	Cash and money balance (\$)
Dec 11	Dividend	ENERGYSOLUTIONS INC DEP SHS PAID ON	44			1 10	
Dec 11	Sold	KT CORP SPON ADR Other fees and charges \$ 02		-42 000	16 614700	697 80	12,377 23
		Average Priced Trade ▶ SYMBOL.KTC ▶ CUSIP NO 48268K101 ▶ Location of Execution 01 ▶ Capacity Agent					
Dec 14	Foreign Tax Withheld	SEGA SAMMY HLDG INC SPON ADR				- 84	
Dec 14	Fee	SEGA SAMMY HLDG INC SPON ADR				-1 27	
Dec 14	Foreign Dividend	SEGA SAMMY HLDG INC SPON ADR PAID ON 283				11 99	
Dec 14	Foreign Tax Withheld	SUMITOMO TRUST, & BANKING SPON ADR				- 53	
Dec 14	Foreign Dividend	SUMITOMO TRUST & BANKING SPON ADR PAID ON 132				7 59	
Dec 14	Fee	SUMITOMO TRUST & BANKING SPON ADR				- 92	12,393 25
Dec 15	Dividend	BADGER METER INC PAID ON	13			1 56	
Dec 15	Foreign Dividend	BARRICK GOLD CORP PAID ON	62			12 40	
Dec 15	Dividend	EXPEDITORS INTL WASH INC PAID ON	20			3 80	
Dec 15	Dividend	HANCOCK HOLDING CO PAID ON	12			2 88	
Dec 15	Dividend	MCDONALDS CORP PAID ON	21			11 55	
Dec 15	Dividend	PRAXAIR INC PAID ON	28			11 20	
Dec 15	Foreign Tax Withheld	TDK CORP ADR JAPAN ADR AS OF 12/11/09				- 28	
Dec 15	Fee	TDK CORP ADR JAPAN ADR AS OF 12/11/09				- 28	
Dec 15	Foreign Dividend	TDK CORP ADR JAPAN ADR PAID ON 12/11/09	12 AS OF			3 99	
Dec 15	Dividend	STANLEY WORKS PAID ON	37			12 21	12,452 28
Dec 16	Fee	NINTENDO LTD ADR NEW JAPAN ADR				- 78	
Dec 16	Foreign Tax Withheld	NINTENDO LTD ADR NEW JAPAN ADR				- 89	
Dec 16	Foreign Dividend	NINTENDO LTD ADR NEW JAPAN ADR PAID ON 33				12 75	

continued next page



ACCESS  
December 2009

Account name:  
Account number:

LAPKIN FOUNDATION  
HK 19813 CM

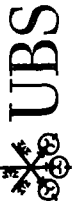
Your Financial Advisor:  
CAGAN / SUDOL  
201-845-4415/800-698-2707

Account activity this month (continued)

Date	Activity	Description	Your expense code	Quantity/ Face value	Price/Value (\$)	Cash amount (\$)	Cash and money balance (\$)
Dec 16	Dividend	KAO CORP REPSTG 10 SHS COM SPON ADR STOCK SPLIT SYMBOL KCRPY RATE 9 00 PAID ON 8		72 000			
Dec 16	Dividend	STRYKER CORP PAID ON	17			1 70	
Dec 16	Foreign Dividend	UNILEVER NV N Y SHS NEW NETHERLANDS SPON ADR PAID ON	45			17 78	
Dec 16	Foreign Tax Withheld	UNILEVER NV N Y SHS NEW NETHERLANDS SPON ADR				-2 66	12,480 18
Dec 17	Sold	AOL INC Other fees and charges \$ 01 Average Priced Trade ▶ SYMBOL AOL ▶ CUSIP NO 00184X105 ▶ Location of Execution 01 ▶ Capacity Agent		-4 000	26 224400	104 89	
Dec 17	Dividend	INLAND REAL ESTATE CORP NEW SBI PAID ON 42				2 00	
Dec 17	Dividend	MINERALS TECHNOLOGIES INC PAID ON	9			45	
Dec 17	Fee	NIPPON TELEG & TEL CORP SPON ADR				-39	
Dec 17	Foreign Tax Withheld	NIPPON TELEG & TEL CORP SPON ADR				-2 64	
Dec 17	Foreign Dividend	NIPPON TELEG & TEL CORP SPON ADR PAID ON				37 68	
Dec 17	Fee	ROHM CO LTD ADR				-45	
Dec 17	Foreign Tax Withheld	ROHM CO LTD ADR				-48	
Dec 17	Foreign Dividend	ROHM CO LTD ADR PAID ON	19			6 86	
Dec 17	Dividend	WESTLAKE CHEMICAL CORP PAID ON	14			81	
Dec 17	St Cap Gain	RMA GOVERNMENT PORTFOLIO AS OF 12/16/09				1 72	
Dec 17	Bought	XTO ENERGY INC Average Priced Trade ▶ SYMBOL XTO ▶ CUSIP NO 98385X106 ▶ Location of Execution 01 ▶ Capacity Agent		8 000	47 76	-382 08	12,248 55
Dec 18	Sold	PEABODY ENERGY CORP Other fees and charges \$ 04 Average Priced Trade ▶ SYMBOL BTU ▶ CUSIP NO 704549104 ▶ Location of Execution 01 ▶ Capacity Agent		-32 000	43 488100	1,391 58	
Dec 18	Dividend	WASTE MGMT INC NEW PAID ON	40			11 60	13,651 73
Dec 21	Cash In Lieu	AOL INC AS OF 12/10/09				6 30	

continued next page





Account name: LAPKIN FOUNDATION  
 Account number: HK 19813 CM

Account activity this month (continued)

Date	Activity	Description	Your expense code	Quantity/ Face value	Price/Value (\$)	Cash amount (\$)	Cash and money balance (\$)
Dec 21	Foreign Tax Withheld	DAI NIPPON PRINTING CO SPON ADR				- 73	
Dec 21	Fee	DAI NIPPON PRINTING CO SPON ADR				-1 36	
Dec 21	Foreign Dividend	DAI NIPPON PRINTING CO SPON ADR PAID ON 58				10 50	
Dec 21	Bought	LASALLE HOTEL PROPERTIES SBI Average Priced Trade ▶ SYMBOL LHO ▶ CUSIP NO 517942108 ▶ Location of Execution 01 ▶ Capacity Agent		6 000	20 295000	-121 77	
Dec 21	Foreign Tax Withheld	SHISEIDO CO LTD SPONS ADR JAPAN				-1 88	
Dec 21	Foreign Dividend	SHISEIDO CO LTD SPONS ADR JAPAN PAID ON 95				26 86	
Dec 21	Fee	SHISEIDO CO LTD SPONS ADR JAPAN				-2 23	13,567 42
Dec 22	Bought	AKAMAI TECHNOLOGIES INC Average Priced Trade ▶ SYMBOL AKAM ▶ CUSIP NO 009711101 ▶ Location of Execution 09 ▶ Capacity Agent		30 000	25 257400	-757 72	
Dec 22	Sold	ADC TELECOMMUNICATIONS INC NEW Other fees and charges \$ 01		-60 000	6 071200	364 26	
Dec 22	Bought	BARRICK GOLD CORP Average Priced Trade ▶ SYMBOL ADCT ▶ CUSIP NO 000886309 ▶ Location of Execution 09 ▶ Capacity Agent		7 000	38 507500	-269 55	
Dec 22	Bought	EMC CORP MASS Average Priced Trade ▶ SYMBOL ABX ▶ CUSIP NO 067901108 ▶ Location of Execution 01 ▶ Capacity Agent		45 000	16 917700	-761 30	
Dec 22	Bought	NUTRISYSTEMS INC Average Priced Trade ▶ SYMBOL EMC ▶ CUSIP NO 268648102 ▶ Location of Execution 01 ▶ Capacity Agent		5 000	31 483200	-157 42	
Dec 22	Bought	STEIN MART INC Average Priced Trade ▶ SYMBOL NTRI ▶ CUSIP NO 67069D108 ▶ Location of Execution 09 ▶ Capacity Agent		11 000	10 524000	-115 76	
Dec 22	Dividend	STERN CORP PAID ON 6				12 66	11,882 59
Dec 23	Dividend	ANADARKO PETROLEUM CORP PAID ON 24				2 16	
Dec 23	Dividend	HALLBURTON CO (HOLDING COMPANY) PAID ON 49				4 41	
Dec 23	Dividend	QUALCOMM INC PAID ON 54				9 18	11,898 34
Dec 24	Foreign Tax Withheld	FUJI FILM HOLDINGS CORP ADR				- 69	
Dec 24	Fee	FUJI FILM HOLDINGS CORP ADR				-1 65	

continued next page



ACCESS  
December 2009

Account name: LAPKIN FOUNDATION  
Account number: HK 19813 CM

Your Financial Advisor:  
CAGAN / SUDOL  
201-845-4415/800-698-2707

Account activity this month (continued)

Date	Activity	Description	Your expense code	Quantity/ Face value	Price/Value (\$)	Cash amount (\$)	Cash and money balance (\$)
Dec 24	Foreign Dividend	FUJI FILM HOLDINGS CORP ADR PAID ON	70			9 89	
Dec 24	Foreign Tax Withheld	MITSUI SUMITOMO UNSPONS ADR				- 77	
Dec 24	Fee	MITSUI SUMITOMO UNSPONS ADR				-1 57	
Dec 24	Foreign Dividend	MITSUI SUMITOMO UNSPONS ADR PAID ON 72				10 99	
Dec 24	Foreign Tax Withheld	TOPPAN PRINTING LTD ADR				-2 05	
Dec 24	Foreign Dividend	TOPPAN PRINTING LTD ADR PAID ON	47			29 24	
Dec 24	Dividend	RMA GOVERNMENT PORTFOLIO AS OF 12/23/09				05	
Dec 24	Fee	TOPPAN PRINTING LTD ADR				-1 10	
Dec 28	Bought	BAXTER INTL INC		26 000	58 754000	-1,527 60	11,940 68
Dec 28	Dividend	Average Priced Trade ▶ SYMBOL BAX ▶ CUSIP NO 071813109 ▶ Location of Execution 01 ▶ Capacity Agent				5 75	
Dec 28	Foreign Tax Withheld	CME GROUP INC PAID ON	5			- 20	
Dec 28	Foreign Dividend	HACHIJUNI BANK LTD ADR				2 83	
Dec 28	Fee	HACHIJUNI BANK LTD ADR PAID ON	10			- 24	10,421 22
Dec 30	Dividend	DEVON ENERGY CORP NEW PAID ON	32			5 12	
Dec 30	Dividend	GOLDMAN SACHS GROUP INC PAID ON	9			3 15	
Dec 30	Dividend	GUESS ? INC PAID ON	12			1 50	
Dec 30	Dividend	PS BUSINESS PARKS INC CA PAID ON	7			3 08	
Dec 30	Dividend	WESTERN UNION CO PAID ON	233			13 98	
Dec 30	Dividend	ROSS STORES INC PAID ON	30			3 30	10,451 35
Dec 31	Sold	AETNA INC Other fees and charges \$ 01		-4 000	33 333500	133 32	10,584 67
Dec 31		Average Priced Trade ▶ SYMBOL AET ▶ CUSIP NO 00817Y108 ▶ Location of Execution 01 ▶ Capacity Agent					
Dec 31		Closing cash and money balance					\$10,584.67
		Proceeds from security transactions					\$4,006.27
		Funds used for security transactions					-\$5,266.58





Account name: LAPKIN FOUNDATION  
 Account number: HK 19813 CM

Account activity this month (continued)

Date	Activity	Description	Amount (\$)
<b>Nov 30</b>	<b>Balance forward</b>		<b>\$11,218.31</b>
Dec 1	Sold	RMA GOVERNMENT PORTFOLIO	-142 48
Dec 2	Bought	RMA GOVERNMENT PORTFOLIO	39 81
Dec 3	Sold	RMA GOVERNMENT PORTFOLIO	-260 68
Dec 4	Bought	RMA GOVERNMENT PORTFOLIO	6 30
Dec 7	Bought	RMA GOVERNMENT PORTFOLIO	17 27
Dec 8	Bought	RMA GOVERNMENT PORTFOLIO	451 47
Dec 9	Bought	RMA GOVERNMENT PORTFOLIO	23 78
Dec 10	Bought	RMA GOVERNMENT PORTFOLIO	231 04
Dec 11	Bought	RMA GOVERNMENT PORTFOLIO	93 51
Dec 14	Bought	RMA GOVERNMENT PORTFOLIO	698 90
Dec 15	Bought	RMA GOVERNMENT PORTFOLIO	16 02
Dec 16	Bought	RMA GOVERNMENT PORTFOLIO	59 03
Dec 17	Bought	RMA GOVERNMENT PORTFOLIO AS OF 12/16/09	1 72
Dec 17	Sold	RMA GOVERNMENT PORTFOLIO	-249 29
Dec 18	Bought	RMA GOVERNMENT PORTFOLIO	43 84
Dec 21	Bought	RMA GOVERNMENT PORTFOLIO	1,281 41
Dec 22	Sold	RMA GOVERNMENT PORTFOLIO	-1,660 03
Dec 23	Bought	RMA GOVERNMENT PORTFOLIO	12 66
Dec 24	Bought	RMA GOVERNMENT PORTFOLIO AS OF 12/23/09	0 05
Dec 24	Bought	RMA GOVERNMENT PORTFOLIO	15 75
Dec 28	Sold	RMA GOVERNMENT PORTFOLIO	-1,485 31
Dec 29	Bought	RMA GOVERNMENT PORTFOLIO	8 14
Dec 31	Bought	RMA GOVERNMENT PORTFOLIO	30 13
<b>Dec 31</b>	<b>Closing RMA Government Portfolio</b>		<b>\$10,451.35</b>

The RMA U S Government Portfolio is your primary sweep option

Unsettled transaction activity

The following transaction(s) are pending settlement

Trade date	Settlement date	Activity	Description	Quantity	Price / Value (\$)	Amount (\$)
Dec 29, 09	Jan 04, 10	Bought	TIME WARNER INC NEW	4 000	29 458502	-117 83

continued next page



ACCESS  
December 2009

Account name: LARKIN FOUNDATION  
Account number: HK 19813 CM

Your Financial Advisor:  
CAGAN / SUDDOL  
201-845-4415/800-698-2707

### Unsettled transaction activity (continued)

Trade date	Settlement date	Activity	Description	Quantity	Price / Value (\$)	Amount (\$)
Dec 31, 09	Jan 06, 10	Sold	THE DIRECTV GROUP CL A	-22,000	33,403,600	734,86
Dec 31, 09	Jan 06, 10	Bought	FOSSIL INC	12,000	33,670,400	-404.04
<b>Total pending securities purchased</b>						<b>-\$521.87</b>
<b>Total pending securities sold</b>						<b>\$734.86</b>

### Realized gains and losses

The estimated realized gains and losses shown below are not for tax purposes. Please note that gain or loss recognized on the sale or redemption of certain Structured Products, like Contingent Debt Securities, may be ordinary, and not capital, gain or loss. Please check with your tax advisor. To calculate gains and losses, we liquidate the oldest security lot first. This is known as the first-in, first-out or FIFO accounting method. We use this method unless you specified which tax lot to close when you placed your order. This is known as a versus purchases or VSP order. See *Important information about your statement* at the end of this document for more information. We may not adjust gains and losses for all capital changes.

We automatically adjust cost basis for tax-exempt and AMT coupon municipal securities for estimated amortization of bond premiums and for accreted OID for securities issued at a discount. If you requested that UBS adjust cost basis for the bond premium amortization on taxable debt securities then cost basis reflected for these securities has been adjusted. Estimates in the *Unclassified* section can not be classified as short term or long term because information is missing, or the product is one in which the gain/loss calculation is not provided.

### Short-term capital gains and losses

Security description	Method	Quantity or face value (\$)	Purchase date	Sale date	Sale amount (\$)	Purchase amount (\$)	Loss (\$)	Gain (\$)	Net gain or loss (\$)
<b>ADC TELECOMMUNICATIONS</b>									
ADC TELECOMMUNICATIONS INC NEW	FIFO	11,000	Jun 16, 09	Dec 17, 09	66,78	88,43	-21,65		
	FIFO	14,000	Jun 17, 09	Dec 17, 09	84,99	111,17	-26,18		
	FIFO	14,000	Jun 18, 09	Dec 17, 09	84,99	107,72	-22,73		
	FIFO	21,000	Aug 12, 09	Dec 17, 09	127,49	187,95	-60,46		
NOVARTIS AG SPON ADR	FIFO	10,000	Feb 13, 09	Dec 02, 09	562,43	428,99		133,44	
PEABODY ENERGY CORP	FIFO	3,000	Jun 29, 09	Dec 15, 09	130,46	92,16		38,30	
	FIFO	12,000	Sep 25, 09	Dec 15, 09	521,84	355,18		166,66	
	FIFO	14,000	Oct 01, 09	Dec 15, 09	608,82	414,38		194,44	
	FIFO	3,000	Nov 05, 09	Dec 15, 09	130,46	88,80		41,66	
VOCUS INC	FIFO	6,000	Dec 04, 08	Dec 04, 09	104,50	117,13	-12,63		
<b>Total</b>					<b>\$2,422.76</b>	<b>\$1,991.91</b>	<b>-\$143.65</b>	<b>\$574.50</b>	<b>\$430.85</b>

### Long-term capital gains and losses

Security description	Method	Quantity or face value (\$)	Purchase date	Sale date	Sale amount (\$)	Purchase amount (\$)	Loss (\$)	Gain (\$)	Net gain or loss (\$)
AETNA INC	FIFO	4,000	Sep 17, 08	Dec 28, 09	133,32	152,03	-18,71		
AOL INC	Adjustment	4,000	Sep 17, 08	Dec 14, 09	104,89	87,15		17,74	





Account name: LAPKIN FOUNDATION  
 Account number: HK 19813 CM

Realized gains and losses (continued)  
**Long-term capital gains and losses (continued)**

Security description	Method	Quantity or face value (\$)	Purchase date	Sale date	Sale amount (\$)	Purchase amount (\$)	Loss (\$)	Gain (\$)	Net gain or loss (\$)
	FIFO	0 272	Sep 17, 08	Dec 10, 09	6 30	5 71		0 59	*
BADGER METER INC	FIFO	6 000	Jun 26, 08	Dec 04, 09	219 62	282 92	-63 30		
	FIFO	3 000	Apr 22, 08	Dec 02, 09	106 03	146 48	-40 45		
	FIFO	4 000	May 01, 08	Dec 02, 09	141 37	213 17	-71 80		
KT CORP SPON ADR	FIFO	13 000	Feb 21, 06	Dec 08, 09	215 99	272 22	-56 23		1
	FIFO	1 000	Jul 30, 07	Dec 08, 09	16 61	23 57	-6 96		
	FIFO	13 000	Oct 16, 07	Dec 08, 09	215 99	312 52	-96 53		
	FIFO	15 000	May 16, 08	Dec 08, 09	249 21	342 65	-93 44		
THE DIRECTV GROUP CL A	FIFO	1 000	Nov 28, 07	Dec 31, 09	33 40	24 10		9 30	
	FIFO	6 000	Sep 29, 08	Dec 31, 09	200 42	159 60		40 82	
	FIFO	15 000	Oct 09, 08	Dec 31, 09	501 04	322 34		178 70	
VOCUS INC	FIFO	5 000	Aug 07, 08	Dec 04, 09	87 08	178 25	-91 17		
	FIFO	5 000	Aug 11, 08	Dec 04, 09	87 08	195 93	-108 85		
<b>Total</b>					<b>\$2,318.35</b>	<b>\$2,718.64</b>	<b>-\$647.44</b>	<b>\$247.15</b>	<b>-\$400.29</b>
<b>Net capital gains/losses:</b>									<b>\$30.56</b>

<sup>1</sup> indicates cost basis information has been provided by a source other than UBS Financial Services

Asterisk \* indicates a UBS Financial Services adjustment to cost basis



UBS Financial Services Inc  
61 SOUTH PARAMUS ROAD, 2ND FL  
MACK CENTRE IV  
PARAMUS NJ 07652-1238

CPZ6001284299 1209 X15 HK 0

# 2009 Year End Summary

**Account name:** LAPKIN FOUNDATION

C/O CATANIO MOSKOWITZ

**Account number:** HK 19813 CM

**Your Financial Advisor:**

CAGAN / SUDOL

Phone 201-845-4415/800-698-2707

LAPKIN FOUNDATION  
C/O CATANIO MOSKOWITZ  
GUTWETTER  
70 GRAND AVENUE  
RIVER EDGE NJ 07661-1935

## Summary of gains and losses

	Amount (\$)
Short term	-3,753.66
Long term	-25,363.18
<b>Total</b>	<b>\$-29,116.84</b>

## Realized gains and losses

Estimated 2009 gains and losses for transactions with trade dates through 12/31/09 have been incorporated into this statement. To calculate gains and losses, we liquidate the oldest security lot first. This is known as the first-in, first-out or FIFO accounting method. We use this method unless you specified which tax lot to close when you placed your order. This is known as a versus purchases or VSP order. See Important information about your statement on the last page of this statement for more information.

We may not adjust gains and losses for all capital changes. Cost basis for coupon tax-exempt municipal securities, include securities subject to AMT, has been adjusted for mandatory amortization of bond premium. Estimates in the Unclassified section can not be classified as short term or long term because information is missing, or the product is one in which the gain/loss calculation is not provided.

## Short-term capital gains and losses

Security description	Method	Quantity or face value (\$)	Purchase date	Sale date	Sale amount (\$)	Purchase amount (\$)	Loss (\$)	Gain (\$)	Net gain or loss (\$)
ADC TELECOMMUNICATIONS	FIFO	11,000	Jun 16, 09	Dec 17, 09	66.78	88.43	-21.65		
INC NW	FIFO	14,000	Jun 17, 09	Dec 17, 09	84.99	111.17	-26.18		

continued next page



Member SIPC

00007476 00009710

CPZ60003001284299 PZ6000130718 00002 1209 X15 000000000 0 HK CM



Account name: LAPKIN FOUNDATION  
 Account number: HK 19813 CM

Realized gains and losses (continued)  
**Short-term capital gains and losses (continued)**

Security description	Method	Quantity or face value (\$)	Purchase date	Sale date	Sale amount (\$)	Purchase amount (\$)	Loss (\$)	Gain (\$)	Net gain or loss (\$)
AETNA INC	FIFO	14 000	Jun 18, 09	Dec 17, 09	84 99	107 72	-22 73		
	FIFO	21 000	Aug 12, 09	Dec 17, 09	127 49	187 95	-60 46		
ALLSTATE CORP	FIFO	12 000	Sep 12, 08	Jan 05, 09	347 99	508 80	-160 81		
ALTRIA GROUP INC	FIFO	8 000	Nov 05, 08	Jul 16, 09	195 34	232 00	-36 66		
	FIFO	10 000	Nov 26, 08	Mar 16, 09	169 82	157 88		11 94	
	FIFO	10 000	Nov 26, 08	Mar 05, 09	156 94	157 88	-0 94		
AMERICAN PUBLIC EDUCATION INC	FIFO	3 000	Jan 21, 09	Oct 29, 09	97 16	114 14	-16 98		
ANADARKO PETROLEUM CORP	FIFO	5 000	Jul 02, 08	Jun 09, 09	242 55	362 75	-120 20		
	FIFO	1 000	Jul 23, 08	Jun 09, 09	48 51	61 50	-12 99		
ASBURY AUTOMOTIVE GROUP INC	FIFO	3 000	Jun 15, 09	Nov 02, 09	30 82	32 87	-2 05		
	FIFO	13 000	Aug 25, 09	Nov 02, 09	133 56	168 36	-34 80		
	FIFO	7 000	Jun 12, 09	Oct 30, 09	70 89	80 68	-9 79		
	FIFO	7 000	Jun 15, 09	Oct 30, 09	70 89	76 70	-5 81		
BAKER HUGHES INC	FIFO	4 000	Sep 19, 08	Jun 26, 09	148 08	270 38	-122 30		
	FIFO	12 000	Nov 06, 08	Jun 26, 09	444 24	390 53		53 71	
CA INC	FIFO	24 000	Mar 27, 09	Sep 02, 09	484 84	414 00		70 84	
	FIFO	6 000	Mar 27, 09	Sep 02, 09	121 21	103 80		17 41	
	FIFO	15 000	Apr 06, 09	Sep 02, 09	303 03	258 98		44 05	
	FIFO	15 000	Apr 07, 09	Sep 02, 09	303 03	260 39		42 64	
CALIF WTR SERVICES GROUP HLDG CO DEL	FIFO	2 000	Jan 13, 09	May 07, 09	73 63	84 44	-10 81		
	FIFO	5 000	Dec 19, 08	May 06, 09	183 86	225 61	-41 75		
	FIFO	3 000	Dec 24, 08	May 06, 09	110 31	134 71	-24 40		
	FIFO	1 000	Jan 13, 09	May 06, 09	36 77	42 22	-5 45		
CHART INDUSTRIES INC	FIFO	7 000	May 19, 09	Nov 11, 09	123 74	147 61	-23 87		
	FIFO	7 000	Jun 03, 09	Nov 11, 09	123 74	157 26	-33 52		
COLGATE PALMOLIVE CO	FIFO	5 000	May 08, 09	Nov 19, 09	420 73	309 07		111 66	
	FIFO	9 000	May 11, 09	Nov 19, 09	757 32	558 96		198 36	
	FIFO	1 000	May 08, 09	Oct 26, 09	78 33	61 81		16 52	
	FIFO	4 000	May 08, 09	Jul 06, 09	297 26	247 26		50 00	

continued next page



ACCESS

Account name: LAPKIN FOUNDATION  
Account number: HK 19813 CM

Your Financial Advisor:  
CAGAN / SUDOL  
201-845-4415/800-698-2707

Realized gains and losses (continued)  
**Short-term capital gains and losses (continued)**

Security description	Method	Quantity or face value (\$)	Purchase date	Sale date	Sale amount (\$)	Purchase amount (\$)	Loss (\$)	Gain (\$)	Net gain or loss (\$)
COMMAVAULT SYSTEMS INC	FIFO	12 000	Aug 15, 08	May 15, 09	130 20	210 36	-80 16		
	FIFO	12 000	Aug 28, 08	May 15, 09	130 20	196 78	-66 58		
	FIFO	13 000	Sep 03, 08	May 15, 09	141 05	218 39	-77 34		
	FIFO	5 000	Sep 05, 08	May 15, 09	54 25	80 51	-26 26		
	FIFO	6 000	Sep 08, 08	May 15, 09	65 10	96 29	-31 19		
CONAGRA FOOD INC	FIFO	15 000	Jul 01, 08	Feb 12, 09	244 21	298 50	-54 29		
CONMED CORP	FIFO	5 000	Aug 28, 08	Jan 06, 09	85 36	159 92	-74 56		
	FIFO	5 000	Sep 02, 08	Jan 06, 09	85 36	159 99	-74 63		
DATA DOMAIN INC ***MERGER EFF 07/2009***	FIFO	12 000	Nov 20, 08	May 21, 09	287 88	197 58		90 30	
	FIFO	11 000	Nov 25, 08	May 21, 09	263 89	181 99		81 90	
DIAMOND FOODS INC	FIFO	2 000	Jul 23, 08	May 07, 09	51 40	47 59		3 81	
	FIFO	8 000	Oct 02, 08	May 07, 09	205 62	229 62	-24 00		
	FIFO	7 000	Jun 26, 08	May 06, 09	188 70	150 76		37 94	
	FIFO	5 000	Jul 09, 08	May 06, 09	134 79	123 59		11 20	
	FIFO	5 000	Jul 23, 08	May 06, 09	134 79	118 98		15 81	
DIONEX CORP	FIFO	2 000	Feb 07, 08	Jan 13, 09	88 25	155 24	-66 99		
	FIFO	3 000	Feb 11, 08	Jan 13, 09	132 37	234 21	-101 84		
	FIFO	3 000	Feb 06, 08	Jan 05, 09	135 66	232 21	-96 55		
DU PONT DE NEMOURS	FIFO	6 000	Jun 11, 09	Oct 27, 09	198 00	163 37		34 63	
DYCOM INDUSTRIES INC	FIFO	1 000	Jun 11, 09	Aug 31, 09	11 29	11 98	-0 69		
	FIFO	4 000	Jun 11, 09	Aug 31, 09	45 16	48 14	-2 98		
	FIFO	3 000	Jun 12, 09	Aug 31, 09	33 87	34 76	-0 89		
	FIFO	8 000	Jun 24, 09	Aug 31, 09	90 33	87 94		2 39	
	FIFO	8 000	Jun 10, 09	Aug 28, 09	93 00	93 18	-0 18		
	FIFO	7 000	Jun 11, 09	Aug 28, 09	81 37	83 87	-2 50		
	FIFO	5 000	Apr 01, 08	Feb 26, 09	36 88	83 98	-47 10		
EL PASO CORP	FIFO	5 000	Jul 25, 08	Feb 26, 09	36 88	88 50	-51 62		
	FIFO	25 000	Aug 05, 08	Feb 26, 09	184 38	421 01	-236 63		
	FIFO	30 000	Oct 09, 08	Feb 26, 09	221 26	261 70	-40 44		



continued next page



Account name: LAPKIN FOUNDATION  
 Account number: HK 19813 CM

Realized gains and losses (continued)

Short-term capital gains and losses (continued)

Security description	Method	Quantity or face value (\$)	Purchase date	Sale date	Sale amount (\$)	Purchase amount (\$)	Loss (\$)	Gain (\$)	Net gain or loss (\$)
ELECTRONIC ARTS	FIFO	20 000	Apr 01, 08	Feb 25, 09	145 11	335 90	-190 79		
	FIFO	9 000	Feb 23, 09	Jun 03, 09	203 36	144 45		58 91	
	FIFO	7 000	Feb 23, 09	Jun 03, 09	158 17	113 62		44 55	
	FIFO	4 000	Feb 23, 09	Jun 03, 09	90 38	64 80		25 58	
	FIFO	20 000	Feb 20, 09	May 26, 09	445 59	326 93		118 66	
	FIFO	5 000	Feb 23, 09	May 26, 09	111 40	81 16		30 24	
	FIFO	10 000	Feb 20, 09	May 12, 09	197 99	163 47		34 52	
EMERGENT BIOSOLUTIONS INC	FIFO	8 000	Oct 10, 08	Apr 17, 09	91 84	98 73	-6 89		
	FIFO	7 000	Oct 14, 08	Apr 17, 09	80 36	104 94	-24 58		
	FIFO	6 000	Oct 27, 08	Apr 17, 09	68 88	89 10	-20 22		
ENERGY CORP NEW EQUITY LIFESTYLE	FIFO	5 000	Feb 25, 09	Oct 19, 09	405 25	344 67		60 58	
PROPERTIES INC REIT	FIFO	4 000	Dec 09, 08	Oct 09, 09	181 82	141 82		40 00	
GEMALTO NV *LIQUIDATION EFF 11/09* ADR	FIFO	22 000	Mar 12, 09	Apr 21, 09	337 97	256 38		81 59	
GYMBOREE CORP	FIFO	8 000	May 19, 09	Oct 08, 09	376 89	290 24		86 65	
HACHIJUNI BANK LTD ADR HALLIBURTON CO (HOLDING COMPANY)	FIFO	3 000	Jun 19, 08	Mar 23, 09	177 04	196 49	-19 45		
	FIFO	17 000	Oct 15, 08	Sep 25, 09	455 37	311 97		143 40	
	FIFO	1 000	Nov 06, 08	Sep 25, 09	26 79	17 97		8 82	
	FIFO	1 000	Sep 08, 08	Sep 08, 09	25 00	38 24	-13 24		
	FIFO	8 000	Oct 15, 08	Sep 08, 09	200 01	146 81		53 20	
	FIFO	4 000	Sep 08, 08	Mar 23, 09	71 49	152 94	-81 45		
HOT TOPIC INC	FIFO	5 000	Jan 08, 09	Aug 25, 09	36 75	45 71	-8 96		
	FIFO	14 000	Feb 06, 09	Aug 25, 09	102 89	132 93	-30 04		
	FIFO	13 000	Jan 07, 09	Aug 24, 09	95 82	116 97	-21 15		
	FIFO	6 000	Jan 08, 09	Aug 24, 09	44 22	54 86	-10 64		
HUMANA INC	FIFO	4 000	May 07, 08	May 05, 09	118 26	187 08	-68 82		
	FIFO	10 000	May 19, 08	May 05, 09	295 64	448 57	-152 93		
	FIFO	4 000	Oct 15, 08	May 05, 09	118 26	147 19	-28 93		
	FIFO	3 000	Apr 30, 08	Apr 30, 09	87 57	144 00	-56 43		

continued next page



ACCESS

Account name: LAPKIN FOUNDATION  
 Account number: HK 19813 CM

Your Financial Advisor:  
 CAGAN / SUDOL  
 201-845-4415/800-698-2707

## Realized gains and losses (continued)

## Short-term capital gains and losses (continued)

Security description	Method	Quantity or face value (\$)	Purchase date	Sale date	Sale amount (\$)	Purchase amount (\$)	Loss (\$)	Gain (\$)	Net gain or loss (\$)
INVESTORS BANCORP INC (DELA)	FIFO	6 000	May 07, 08	Apr 30, 09	175 14	280 61	-105 47		
JAMES RIVER COAL NEW	FIFO	9 000	Apr 30, 08	Apr 28, 09	260 65	432 00	-171 35		
KBR INC	FIFO	8 000	Apr 30, 08	Feb 02, 09	322 78	384 00	-61 22		
KLA -TENCOR CORP	FIFO	11 000	Dec 31, 08	Feb 20, 09	80 49	146 40	-65 91		
L M ERICSSON TELEFON CO	FIFO	8 000	May 12, 09	Oct 06, 09	160 09	173 28	-13 19		
SEK 10 NEW 2002 ADR	FIFO	9 000	May 11, 09	Sep 09, 09	211 76	158 52	-53 24		
LEXINGTON REALY	FIFO	20 000	Aug 19, 08	Mar 24, 09	410 15	769 67	-359 52		
TRUST SBI	FIFO	20 000	Sep 03, 08	Mar 24, 09	410 15	708 80	-298 65		
LHHR GOLD LTD SPON ADR	FIFO	48 000	Mar 19, 08	Feb 02, 09	373 22	418 51	-45 29		
LIMITED BRANDS INC CL A	FIFO	1 000	Earnings	Apr 30, 09	4 08	3 20	0 88		
LONMIN PLC NEW SPON ADR	FIFO	13 000	Jul 29, 08	May 29, 09	337 52	360 48	-22 96		
MATTEL INC	FIFO	30 000	Feb 12, 09	Sep 23, 09	528 71	251 41	277 30		
MICROSOFT CORP	FIFO	6 000	Aug 04, 08	Apr 03, 09	134 29	268 34	-134 05		
NASDAQ OMX GROUP (THE)	FIFO	8 000	Sep 23, 08	Apr 03, 09	179 05	379 07	-200 02		
NATIONAL CINEMEDIA INC	FIFO	35 000	Jan 15, 09	Sep 10, 09	639 67	528 37	111 30		
	FIFO	20 000	Feb 05, 09	Sep 10, 09	365 52	250 01	115 51		
	FIFO	15 000	Jan 15, 09	Jul 14, 09	233 69	226 44	7 25		
	FIFO	15 000	Jan 15, 09	Apr 21, 09	222 71	226 44	-3 73		
	FIFO	8 000	May 12, 09	Oct 30, 09	222 39	159 28	63 11		
	FIFO	7 000	Oct 02, 08	May 14, 09	124 96	223 44	-98 48		
	FIFO	10 000	Oct 09, 08	May 14, 09	178 51	279 00	-100 49		
	FIFO	20 000	Nov 18, 08	May 14, 09	357 03	382 64	-25 61		
	FIFO	5 000	Mar 19, 09	May 14, 09	89 26	108 89	-19 63		
	FIFO	15 000	Oct 02, 08	Apr 21, 09	272 12	478 79	-206 67		
	FIFO	7 000	Jan 13, 09	May 19, 09	82 95	62 65	20 30		
	FIFO	11 000	Feb 03, 09	May 19, 09	130 35	133 22	-2 87		
	FIFO	3 000	Jan 12, 09	May 15, 09	36 10	28 07	8 03		
	FIFO	11 000	Jan 13, 09	May 15, 09	132 37	98 44	33 93		



continued next page



Account name: LAPKIN FOUNDATION  
 Account number: HK 19813 CM

Realized gains and losses (continued)

Short-term capital gains and losses (continued)

Security description	Method	Quantity or face value (\$)	Purchase date	Sale date	Sale amount (\$)	Purchase amount (\$)	Loss (\$)	Gain (\$)	Net gain or loss (\$)
NETFLX COM INC	FIFO	1 000	Aug 05, 08	Apr 22, 09	46 93	29 87		17 06	
NEWS CORP INC DELA CL A	FIFO	35 000	Sep 15, 08	Jun 02, 09	369 54	481 90	-112 36		
	FIFO	35 000	Sep 12, 08	May 08, 09	336 35	489 76	-153 41		
	FIFO	15 000	Sep 15, 08	May 08, 09	144 15	206 53	-62 38		
	FIFO	20 000	Sep 12, 08	Apr 21, 09	156 39	279 86	-123 47		
NOKIA CORP SPONS ADR									
FINLAND ADR	FIFO	19 000	Feb 02, 09	Apr 23, 09	283 69	229 60		54 09	
NOVARTIS AG SPON ADR	FIFO	10 000	Feb 13, 09	Dec 02, 09	562 43	428 99		133 44	
NOVEN PHARMACEUTICALS INC**MERGER EFF 08/2009	FIFO	13 000	Dec 31, 08	Jul 21, 09	213 54	142 95		70 59	
PEABODY ENERGY CORP	FIFO	3 000	Jun 29, 09	Dec 15, 09	130 46	92 16		38 30	
	FIFO	12 000	Sep 25, 09	Dec 15, 09	521 84	355 18		166 66	
	FIFO	14 000	Oct 01, 09	Dec 15, 09	608 82	414 38		194 44	
	FIFO	3 000	Nov 05, 09	Dec 15, 09	130 46	88 80		41 66	
	FIFO	3 000	Jun 29, 09	Nov 05, 09	121 73	92 16		29 57	
	FIFO	4 000	Jun 29, 09	Oct 21, 09	179 46	122 88		56 58	
PETRO-CANADA COM STOCK**MEREGR EFF 07/2009**	FIFO	7 000	Jun 06, 08	Feb 02, 09	151 05	413 02	-261 97		
	FIFO	16 000	Jul 02, 08	Feb 02, 09	345 27	889 53	-544 26		
PROMISE CO LTD UNSPON ADR	FIFO	40 000	Aug 28, 08	Aug 17, 09	189 07	458 74	-269 67		
REHABCARE GROUP INC	FIFO	3 000	Mar 25, 09	Aug 28, 09	63 10	52 97		10 13	
	FIFO	2 000	Mar 25, 09	Aug 27, 09	42 70	35 31		7 39	
	FIFO	5 000	Mar 24, 09	Aug 19, 09	106 32	88 73		17 59	
	FIFO	1 000	Mar 25, 09	Aug 19, 09	21 26	17 66		3 60	
ROHM CO LTD ADR	FIFO	5 000	Jan 16, 09	Jul 01, 09	178 10	124 28		53 82	
SIGMA DESIGNS INC	FIFO	16 000	Mar 05, 09	Aug 27, 09	234 26	247 39	-13 13		
SILVER STD RES INC	FIFO	16 000	Jun 12, 08	Mar 23, 09	258 01	446 02	-188 01		
SOCIETE GENERALE FRANCE SPONS ADR ADR	FIFO	23 000	Oct 20, 08	Oct 02, 09	353 34	260 41		92 93	

continued next page



ACCESS

Account name: LAKIN FOUNDATION  
Account number: HK 19813 CMYour Financial Advisor:  
CAGAN / SUDOL  
201-845-4415/800-698-2707Realized gains and losses (continued)  
Short-term capital gains and losses (continued)

Security description	Method	Quantity or face value (\$)	Purchase date	Sale date	Sale amount (\$)	Purchase amount (\$)	Loss (\$)	Gain (\$)	Net gain or loss (\$)
STARENT NETWORKS CORP									
**MERGER EFF 12/09**	FIFO	21 000	May 04, 09	Oct 27, 09	708 11	414 37		293 74	
	FIFO	5 000	May 21, 09	Oct 27, 09	168 60	93 90		74 70	
	FIFO	3 000	Apr 28, 09	Oct 09, 09	84 04	57 53		26 51	
	FIFO	2 000	May 04, 09	Oct 09, 09	56 02	39 46		16 56	
STEWART INFORMATION SVCS									
CORP	FIFO	5 000	Mar 27, 09	Jul 14, 09	73 04	94 77	-21 73		
	FIFO	7 000	Mar 24, 09	Jun 25, 09	101 22	132 06	-30 84		
	FIFO	3 000	Mar 27, 09	Jun 25, 09	43 38	56 86	-13 48		
STORA ENSO OYJ REPSTG									
SER R SHS SPON ADR	FIFO	36 000	Jun 03, 09	Sep 16, 09	264 84	225 39		39 45	
SUNCOR ENERGY INC NEW	FIFO	11 000	Jan 28, 09	Oct 01, 09	368 54	224 71		143 83	
	FIFO	11 000	Jan 28, 09	Aug 20, 09	350 42	224 71		125 71	
SUNCOR INC **MEREGR EFF									
07/2009**	FIFO	7 000	Jul 23, 08	Jul 15, 09	205 07	376 75	-171 68		
SUPERIOR WELL SERVICES									
INC	FIFO	3 000	Sep 29, 08	Jul 02, 09	18 26	69 30	-51 04		
	FIFO	5 000	Sep 19, 08	Jul 01, 09	30 94	139 16	-108 22		
	FIFO	3 000	Sep 29, 08	Jul 01, 09	18 57	69 30	-50 73		
	FIFO	6 000	Sep 17, 08	Jun 15, 09	54 22	151 56	-97 34		
	FIFO	2 000	Sep 19, 08	Jun 15, 09	18 07	55 67	-37 60		
	FIFO	8 000	Sep 12, 08	Jun 11, 09	71 54	224 74	-153 20		
	FIFO	3 000	Sep 17, 08	Jun 11, 09	26 83	75 78	-48 95		
SWITCH & DATA FACILITIES									
CO INC	FIFO	14 000	Apr 08, 09	Nov 04, 09	247 55	132 78		114 77	
SYNAPTICS INC									
	FIFO	3 000	Apr 30, 09	Oct 29, 09	69 03	97 87	-28 84		
	FIFO	3 000	May 01, 09	Oct 29, 09	69 03	96 97	-27 94		
	FIFO	5 000	May 05, 09	Oct 29, 09	115 05	159 54	-44 49		
	FIFO	6 000	Apr 30, 09	Oct 06, 09	137 38	195 74	-58 36		
TDK CORP ADR JAPAN ADR									
	FIFO	8 000	Oct 23, 08	Aug 24, 09	461 36	263 97		197 39	
	FIFO	3 000	Oct 23, 08	Aug 03, 09	158 65	98 99		59 66	
	FIFO	5 000	Jul 03, 08	Jan 16, 09	187 98	305 47	-117 49		



continued next page

00007476 00009713

CPZ60003001284305 PZ6000130718 00002 1209 X15 000000000 0 HK CM

Page 7 of 20



Account name: LAPKIN FOUNDATION  
 Account number: HK 19813 CM

Realized gains and losses (continued)

Short-term capital gains and losses (continued)

Security description	Method	Quantity or face value (\$)	Purchase date	Sale date	Sale amount (\$)	Purchase amount (\$)	Loss (\$)	Gain (\$)	Net gain or loss (\$)
TECHNIP SA NEW SPON ADR	FIFO	6 000	Sep 08, 08	Jul 24, 09	357 51	427 88	-70 37		
	FIFO	3 000	Nov 20, 08	Jul 24, 09	178 75	72 39		106 36	
	FIFO	1 000	Sep 08, 08	May 07, 09	45 00	71 31	-26 31		
TEVA PHARMACEUTICALS IND									
LTD ISRAEL ADR	FIFO	6 000	Aug 11, 08	Mar 05, 09	260 12	280 15	-20 03		
TIME WARNER CABLE INC	FIFO	5 000	Sep 15, 08	Apr 09, 09	136 00	207 05	-71 05		
	FIFO	4 000	Sep 17, 08	Apr 09, 09	108 80	169 87	-61 07		
	FIFO	2 000	Sep 25, 08	Apr 09, 09	54 40	88 08	-33 68		
	FIFO	2 000	Oct 14, 08	Apr 09, 09	54 40	56 68	-2 28		
	FIFO	0 805	Sep 15, 08	Mar 30, 09	22 05	29 44	-7 39		
TIME WARNER INC NEW	FIFO	14 000	Sep 15, 08	Aug 27, 09	397 40	454 57	-57 17		
TNS INC									
	FIFO	6 000	Jun 26, 08	Mar 20, 09	45 17	136 07	-90 90		
	FIFO	3 000	Apr 08, 08	Mar 19, 09	21 87	64 51	-42 64		
	FIFO	4 000	Jun 26, 08	Mar 19, 09	29 17	90 71	-61 54		
	FIFO	8 000	Apr 08, 08	Mar 04, 09	50 57	172 03	-121 46		
	FIFO	2 000	Apr 08, 08	Mar 03, 09	14 11	43 01	-28 90		
TNT N V SPON ADR	FIFO	17 000	Apr 01, 09	Oct 13, 09	463 61	286 28		177 33	
TRUE RELIGION APPAREL									
INC	FIFO	24 000	Mar 13, 09	Nov 04, 09	509 88	230 85		279 03	
UAL CORP NEW	FIFO	17 000	Oct 22, 08	Mar 20, 09	76 98	249 83	-172 85		
UNILEVER NV N Y SHS NEW									
NETHERLANDS SPON ADR	FIFO	15 000	Oct 21, 08	Jul 13, 09	363 74	386 19	-22 45		
UNITED STATES STEEL CORP									
NEW	FIFO	9 000	Feb 14, 08	Jan 21, 09	276 31	936 53	-660 22		
VOCUS INC	FIFO	6 000	Dec 04, 08	Dec 04, 09	104 50	117 13	-12 63		
VOLCANO CORP									
	FIFO	1 000	Dec 08, 08	Aug 24, 09	14 54	17 25	-2 71		
	FIFO	3 000	Nov 14, 08	Aug 21, 09	43 54	53 37	-9 83		
	FIFO	9 000	Dec 08, 08	Aug 21, 09	130 63	155 27	-24 64		
	FIFO	4 000	Nov 11, 08	Aug 07, 09	60 74	67 56	-6 82		
	FIFO	4 000	Nov 14, 08	Aug 07, 09	60 74	71 17	-10 43		
	FIFO	5 000	Nov 11, 08	Aug 06, 09	75 46	84 45	-8 99		
WEATHERFORD INTL LTD	FIFO	20 000	Oct 17, 08	Jun 12, 09	450 62	279 36		171 26	

continued next page



ACCESS

Account name: LAPKIN FOUNDATION  
 Account number: HK 19813 CM

Your Financial Advisor:  
 CAGAN / SUDOL  
 201-845-4415/800-698-2707

Realized gains and losses (continued)

Short-term capital gains and losses (continued)

Security description	Method	Quantity or face value (\$)	Purchase date	Sale date	Sale amount (\$)	Purchase amount (\$)	Loss (\$)	Gain (\$)	Net gain or loss (\$)
WIND RIVER SYS INC	FIFO	20 000	Oct 17, 08	Jun 09, 09	426 75	279 36		147 39	
***MERGER EFF	FIFO	32 000	Oct 17, 08	May 07, 09	593 25	446 97		146 28	
07/2009***									
	FIFO	13 000	Jul 24, 08	Jun 18, 09	148 84	153 07	-4 23		
	FIFO	14 000	Jul 24, 08	Jun 17, 09	160 29	164 84	-4 55		
	FIFO	13 000	Jul 24, 08	Jun 16, 09	148 71	153 07	-4 36		
WPP PLC SPON ADR	FIFO	15 000	Aug 13, 08	Jun 26, 09	506 85	695 12	-188 27		
XEROX CORP	FIFO	47 000	Jul 23, 09	Nov 12, 09	370 59	365 17		5 42	
<b>Total</b>					<b>\$37,574.07</b>	<b>\$41,327.73</b>	<b>-\$9,239.56</b>	<b>\$5,485.90</b>	<b>-\$3,753.66</b>

Long-term capital gains and losses

Security description	Method	Quantity or face value (\$)	Purchase date	Sale date	Sale amount (\$)	Purchase amount (\$)	Loss (\$)	Gain (\$)	Net gain or loss (\$)
ACCENTURE PLC IRELAND									
CL A	FIFO	28 000	Jul 30, 07	Oct 30, 09	1,049 56	1,169 56	-120 00		
ACE LTD	FIFO	6 000	Jul 30, 07	Nov 06, 09	308 40	354 36	-45 96		
AEROPOSTALE INC	FIFO	7 000	Jul 30, 07	Aug 18, 09	248 07	182 37		65 70	
	FIFO	6 000	Jul 30, 07	Jul 28, 09	216 25	156 32		59 93	
	FIFO	6 000	Jul 30, 07	Mar 23, 09	151 92	156 32	-4 40		
AETNA INC	FIFO	4 000	Sep 17, 08	Dec 28, 09	133 32	152 03	-18 71		
	FIFO	8 000	Sep 12, 08	Nov 09, 09	234 97	339 20	-104 23		
	FIFO	2 000	Sep 17, 08	Nov 09, 09	58 74	76 01	-17 27		
AFFILIATED COMPUTER SVCS									
INC CL A	FIFO	21 000	Jul 30, 07	Nov 05, 09	1,152 87	1,141 98		10 89	
	FIFO	18 000	Jan 22, 08	Nov 05, 09	988 17	778 61		209 56	
AFLAC INC	FIFO	30 000	Jul 30, 07	Mar 11, 09	401 40	1,587 90	-1,186 50		
ALLSTATE CORP	FIFO	41 000	Jul 30, 07	Jul 16, 09	1,001 13	2,227 53	-1,226 40		
	FIFO	5 000	Jul 30, 07	Feb 02, 09	106 56	271 65	-165 09		
	FIFO	5 000	Jul 30, 07	Jan 30, 09	109 84	271 65	-161 81		
ALNYLAM PHARMACEUTICALS									
INC	FIFO	3 000	May 16, 08	Nov 09, 09	47 18	87 19	-40 01		

continued next page





Account name: LAPKIN FOUNDATION  
 Account number: HK 19813 CM

Realized gains and losses (continued)  
**Long-term capital gains and losses (continued)**

Security description	Method	Quantity or face value (\$)	Purchase date	Sale date	Sale amount (\$)	Purchase amount (\$)	Loss (\$)	Gain (\$)	Net gain or loss (\$)
AMERICAN PUBLIC EDUCATION INC	FIFO	3 000	May 20, 08	Nov 09, 09	47 18	88 06	-40 88		
	FIFO	3 000	May 21, 08	Nov 09, 09	47 18	90 64	-43 46		
	FIFO	5 000	May 16, 08	Sep 02, 09	108 96	145 32	-36 36		
AMERIPRISE FINANCIAL INC	FIFO	4 000	Aug 29, 08	Oct 29, 09	129 55	180 00	-50 45		
	FIFO	3 000	Sep 03, 08	Oct 29, 09	97 16	138 30	-41 14		
	FIFO	4 000	Sep 23, 08	Oct 12, 09	147 40	166 96	-19 56		
AMTRUST FINANCIAL SERVICES INC	FIFO	14 000	Jul 30, 07	Sep 24, 09	156 68	208 04	-51 36		
	FIFO	1 000	Jul 30, 07	Sep 23, 09	11 34	14 86	-3 52		
	FIFO	16 000	Jul 30, 07	Sep 16, 09	186 66	237 76	-51 10		
ANADARKO PETROLEUM CORP	FIFO	8 000	Jul 23, 08	Sep 09, 09	453 76	491 96	-38 20		
	FIFO	2 000	Sep 07, 07	May 01, 09	90 68	99 41	-8 73		
	FIFO	10 000	Nov 12, 07	May 01, 09	453 39	555 40	-102 01		
ANGLOGOLD ASHANTI LTD NEW SPON ADR	FIFO	5 000	Mar 04, 08	Sep 08, 09	215 32	182 54		32 78	
	FIFO	5 000	Feb 13, 08	Mar 13, 09	170 76	173 21	-2 45		
	FIFO	3 000	Mar 04, 08	Mar 13, 09	102 45	109 52	-7 07		
ANSYS INC	FIFO	3 000	Oct 03, 07	Mar 11, 09	95 06	131 03	-35 97		
	FIFO	5 000	Feb 13, 08	Mar 11, 09	158 43	173 21	-14 78		
	FIFO	1 000	Jul 30, 07	Feb 17, 09	31 42	41 38	-9 96		
AOL INC	FIFO	7 000	Oct 03, 07	Feb 17, 09	219 95	305 73	-85 78		
	Adjustment	13 000	Jul 30, 07	Jun 22, 09	406 29	338 42		67 87	
	FIFO	4 000	Sep 17, 08	Dec 14, 09	104 89	87 15		17 74	*
ARCHER DANIELS MIDLAND CO	FIFO	0 272	Sep 17, 08	Dec 10, 09	6 30	5 71		0 59	*
	FIFO	15 000	Jul 30, 07	Jul 15, 09	419 33	509 55	-90 22		
	FIFO	5 000	Jun 05, 08	Jul 15, 09	139 78	192 20	-52 42		
ARCHER DANIELS MIDLAND CO	FIFO	5 000	Jul 02, 08	Jul 15, 09	139 78	163 60	-23 82		
	FIFO	3 000	Jul 30, 07	Mar 19, 09	84 42	101 91	-17 49		
	FIFO	9 000	Jul 30, 07	Feb 06, 09	242 06	305 73	-63 67		
ARCHER DANIELS MIDLAND CO	FIFO	24 000	Jul 30, 07	Jan 28, 09	671 99	815 28	-143 29		

continued next page



ACCESS

Account name: LAPKIN FOUNDATION  
Account number: HK 19813 CMYour Financial Advisor:  
CAGAN / SUDOL  
201-845-4415/800-698-2707Realized gains and losses (continued)  
Long-term capital gains and losses (continued)

Security description	Method	Quantity or face value (\$)	Purchase date	Sale date	Sale amount (\$)	Purchase amount (\$)	Loss (\$)	Gain (\$)	Net gain or loss (\$)
BADGER METER INC	FIFO	6 000	Jun 26, 08	Dec 04, 09	219 62	282 92	-63 30		
	FIFO	3 000	Apr 22, 08	Dec 02, 09	106 03	146 48	-40 45		
	FIFO	4 000	May 01, 08	Dec 02, 09	141 37	213 17	-71 80		
BAKER HUGHES INC	FIFO	5 000	Apr 10, 08	Jun 26, 09	185 10	362 04	-176 94		
	FIFO	2 000	Apr 22, 08	Jun 26, 09	74 04	162 78	-88 74		
	FIFO	8 000	Apr 10, 08	Jun 09, 09	318 62	579 27	-260 65		
BARRICK GOLD CORP	FIFO	5 000	Nov 13, 06	Nov 19, 09	218 82	145 37		73 45	1
	FIFO	3 000	Jul 30, 07	Nov 19, 09	131 29	97 51		33 78	
	FIFO	6 000	Nov 13, 06	Oct 20, 09	227 36	174 44		52 92	1
BIG LOTS INC	FIFO	18 000	Jul 30, 07	Apr 03, 09	400 55	483 12	-82 57		
	FIFO	9 000	Jul 30, 07	Mar 09, 09	164 14	241 56	-77 42		
BLACKBOARD INC	FIFO	4 000	Jul 30, 07	Jun 26, 09	113 35	174 08	-60 73		
	FIFO	10 000	Jul 30, 07	Jun 25, 09	275 97	435 20	-159 23		
	FIFO	4 000	Jul 30, 07	Jun 25, 09	111 96	174 08	-62 12		
BP PLC SPON ADR	FIFO	5 000	Feb 26, 07	Oct 27, 09	289 90	321 75	-31 85		1
	FIFO	2 000	Feb 23, 07	May 19, 09	94 42	125 92	-31 50		1
BURLINGTON NTHN SANTA FE CORP	FIFO	10 000	Feb 11, 08	Sep 08, 09	833 87	873 46	-39 59		
	FIFO	1 000	Feb 28, 08	Sep 08, 09	83 39	89 17	-5 78		
CALAMOS ASSET MANAGEMENT INC CL A	FIFO	6 000	Nov 08, 07	Nov 12, 09	66 29	194 93	-128 64		
	FIFO	9 000	Dec 18, 07	Nov 12, 09	99 44	261 08	-161 64		
	FIFO	5 000	Oct 10, 07	Oct 29, 09	55 04	155 87	-100 83		
	FIFO	2 000	Nov 08, 07	Oct 29, 09	22 02	64 98	-42 96		
CENTRAIS ELETRICAS BRAS SA SPON ADR REP 50 COM (ELETROBRAS)	FIFO	3 000	Apr 09, 07	Apr 24, 09	38 24	34 02		4 22	1
	FIFO	7 000	May 25, 07	Apr 24, 09	89 22	92 50	-3 28		1
CF INDUSTRIES HOLDINGS INC	FIFO	5 000	Jul 30, 07	Jun 04, 09	397 52	286 15		111 37	
CME GROUP INC	FIFO	2 000	Feb 14, 08	Jul 23, 09	552 28	1,058 42	-506 14		

continued next page





Account name: LAPKIN FOUNDATION  
 Account number: HK 19813 CM

Realized gains and losses (continued)  
**Long-term capital gains and losses (continued)**

Security description	Method	Quantity or face value (\$)	Purchase date	Sale date	Sale amount (\$)	Purchase amount (\$)	Loss (\$)	Gain (\$)	Net gain or loss (\$)
COMPASS MINERALS INTL INC	FIFO	5 000	Jul 30, 07	May 01, 09	243 15	162 50		80 65	
	FIFO	5 000	Jul 30, 07	Feb 27, 09	265 67	162 50		103 17	
COMTECH TELECOMMUNICATNS CORP NEW	FIFO	5 000	Sep 26, 07	Oct 08, 09	160 07	267 15	-107 08		
	FIFO	1 000	Dec 17, 07	Oct 08, 09	32 02	51 99	-19 97		
CONAGRA FOOD INC	FIFO	12 000	Jul 30, 07	Feb 12, 09	195 37	306 84	-111 47		
	FIFO	25 000	Jul 30, 07	Feb 10, 09	412 73	639 25	-226 52		
CVS CAREMARK CORP	FIFO	18 000	Mar 16, 07	Jul 13, 09	560 75	591 48	-30 73		
DAIWA HOUSE IND LTD ADR JAPAN ADR	FIFO	2 000	Jan 07, 08	Jun 17, 09	203 00	255 99	-52 99		
	FIFO	2 000	Nov 09, 07	Apr 09, 09	171 22	240 82	-69 60		
	FIFO	2 000	Nov 09, 07	Mar 19, 09	158 50	240 82	-82 32		
DECKERS OUTDOOR CORP	FIFO	4 000	Jul 30, 07	Feb 06, 09	228 80	429 24	-200 44		
	FIFO	2 000	Jul 30, 07	Feb 03, 09	108 31	214 62	-106 31		
DIRECTV GROUP INC	FIFO	4 000	Nov 13, 07	Aug 03, 09	105 20	99 56		5 64	
**MERGER EFF 11/09**	FIFO	12 000	Nov 28, 07	Aug 03, 09	315 59	289 20		26 39	
DU PONT DE NEMOURS	FIFO	7 000	Dec 26, 07	Oct 27, 09	231 00	314 91	-83 91		
	FIFO	20 000	Jan 07, 08	Oct 27, 09	660 01	858 93	-198 92		
	FIFO	5 000	May 09, 08	Oct 27, 09	165 00	241 78	-76 78		
	FIFO	5 000	Jun 30, 08	Oct 27, 09	165 00	215 05	-50 05		
	FIFO	19 000	Dec 26, 07	Oct 23, 09	629 80	852 97	-223 17		
	FIFO	1 000	Dec 26, 07	Oct 23, 09	33 15	44 99	-11 84		
	FIFO	4 000	Dec 26, 07	Sep 08, 09	126 77	179 57	-52 80		
	FIFO	9 000	Dec 26, 07	May 01, 09	247 49	404 04	-156 55		
EL PASO CORP	FIFO	40 000	Jul 30, 07	Feb 25, 09	290 22	656 00	-365 78		
	FIFO	15 000	Sep 06, 07	Feb 25, 09	108 83	243 81	-134 98		
	FIFO	5 000	Feb 14, 08	Feb 25, 09	36 28	83 42	-47 14		
	FIFO	35 000	Jul 30, 07	Feb 09, 09	320 59	574 00	-253 41		
	FIFO	15 000	Jul 30, 07	Feb 04, 09	127 49	246 00	-118 51		
EL PASO ELEC CO NEW	FIFO	13 000	Jul 30, 07	May 06, 09	177 44	305 24	-127 80		

continued next page



ACCESS

Account name: LAPKIN FOUNDATION  
Account number: HK 19813 CM

Your Financial Advisor:  
CAGAN / SUDOL  
201-845-4415/800-698-2707

Realized gains and losses (continued)

Long-term capital gains and losses (continued)

Security description	Method	Quantity or face value (\$)	Purchase date	Sale date	Sale amount (\$)	Purchase amount (\$)	Loss (\$)	Gain (\$)	Net gain or loss (\$)
EXPRESS SCRIPTS INC	FIFO	14 000	Jul 30, 07	May 05, 09	192 87	328 72	-135 85		
FLEXTRONICS INTL LTD	FIFO	8 000	Jul 30, 07	Jul 10, 09	516 30	398 08		118 22	
FLOWERS FOODS INC	FIFO	35 000	Jul 30, 07	Sep 30, 09	256 74	390 94	-134 20		
GOLD FIELDS LTD SPON ADR	FIFO	37 000	Jul 30, 07	Aug 21, 09	215 70	413 28	-197 58		
GUESS ? INC	FIFO	6 000	Jul 30, 07	Feb 06, 09	141 88	122 64		19 24	
HALLIBURTON CO (HOLDING COMPANY)	FIFO	6 000	Jul 30, 07	Jan 13, 09	139 27	122 64		16 63	
IMPALA PLATINUM HLDG LTD SPON ADR	FIFO	10 000	Jul 30, 07	Jan 05, 09	231 08	204 40		26 68	
INGRAM MICRO INC	FIFO	11 000	Nov 16, 07	Mar 18, 09	135 02	191 75	-56 73		
INTEL CORP	FIFO	3 000	Feb 01, 08	Mar 18, 09	36 82	43 72	-6 90		
INTERPUBLIC GROUP OF COS INC	FIFO	29 000	Nov 16, 07	Mar 12, 09	356 17	505 52	-149 35		
INTUIT	FIFO	1 000	Nov 14, 07	Mar 06, 09	11 11	18 60	-7 49		
ITRON INC	FIFO	10 000	Nov 16, 07	Mar 06, 09	111 11	174 32	-63 21		
	FIFO	27 000	Nov 14, 07	Jan 30, 09	289 55	502 12	-212 57		
	FIFO	5 000	Jul 30, 07	Aug 18, 09	138 14	235 35	-97 21		
	FIFO	21 000	Jul 30, 07	Mar 23, 09	375 35	762 93	-387 58		
	FIFO	20 000	Jul 30, 07	Jan 06, 09	416 35	726 60	-310 25		
	FIFO	15 000	Jul 30, 07	Jan 05, 09	302 43	544 95	-242 52		
	FIFO	7 000	Sep 02, 08	Sep 11, 09	172 70	177 66	-4 96		
	FIFO	15 000	Nov 15, 07	Jun 03, 09	249 85	309 58	-59 73		
	FIFO	20 000	Nov 15, 07	May 18, 09	314 93	412 77	-97 84		
	FIFO	15 000	Jul 30, 07	Aug 26, 09	291 15	360 15	-69 00		
	FIFO	15 000	Jul 30, 07	Jul 31, 09	292 49	360 15	-67 66		
	FIFO	15 000	Jul 30, 07	Jul 17, 09	277 79	360 15	-82 36		
	FIFO	1 000	Jun 27, 07	Mar 23, 09	15 24	23 82	-8 58		
	FIFO	14 000	Jul 30, 07	Mar 23, 09	213 35	336 14	-122 79		
	FIFO	60 000	Jul 30, 07	Apr 22, 09	317 16	613 20	-296 04		
	FIFO	14 000	Jul 30, 07	Apr 22, 09	344 41	406 28	-61 87		
	FIFO	5 000	Jul 30, 07	Apr 30, 09	220 38	406 95	-186 57		

continued next page





Account name: LAPKIN FOUNDATION  
 Account number: HK 19813 CM

Realized gains and losses (continued)  
**Long-term capital gains and losses (continued)**

Security description	Method	Quantity or face value (\$)	Purchase date	Sale date	Sale amount (\$)	Purchase amount (\$)	Loss (\$)	Gain (\$)	Net gain or loss (\$)
IVANHOE MINES LTD	FIFO	20 000	May 30, 06	Sep 08, 09	231 21	139 06		92 15	1
KIRIN HOLDINGS LTD SPON ADR									
	FIFO	45 000	Feb 22, 06	Apr 23, 09	506 24	555 40	-49 16		1
	FIFO	35 000	Nov 13, 06	Apr 23, 09	393 74	464 45	-70 71		1
	FIFO	12 000	Aug 01, 07	Apr 23, 09	135 00	169 03	-34 03		1
	FIFO	31 000	Feb 22, 06	Apr 01, 09	327 45	382 61	-55 16		1
KT CORP SPON ADR									
	FIFO	13 000	Feb 21, 06	Dec 08, 09	215 99	272 22	-56 23		1
	FIFO	1 000	Jul 30, 07	Dec 08, 09	16 61	23 57	-6 96		1
	FIFO	13 000	Oct 16, 07	Dec 08, 09	215 99	312 52	-96 53		1
	FIFO	15 000	May 16, 08	Dec 08, 09	249 21	342 65	-93 44		1
	FIFO	40 000	Feb 21, 06	May 20, 09	577 97	837 60	-259 63		1
	FIFO	32 000	Feb 21, 06	Apr 14, 09	462 16	670 08	-207 92		1
	FIFO	14 000	Feb 21, 06	Mar 12, 09	179 73	293 16	-113 43		1
L M ERICSSON TELEFON CO									
SEK 10 NEW 2002 ADR	FIFO	4 000	Nov 20, 07	Feb 02, 09	31 10	50 67	-19 57		1
	FIFO	40 000	Nov 21, 07	Feb 02, 09	311 02	475 30	-164 28		1
LEXINGTON REALY									
TRUST SBI	FIFO	24 000	Jul 30, 07	Apr 30, 09	98 01	459 36	-361 35		1
UHIR GOLD LTD SPON ADR									
	FIFO	1 000	Apr 29, 08	May 29, 09	25 96	27 96	-2 00		1
	FIFO	11 000	Feb 22, 06	May 20, 09	252 80	172 70	80 10		1
	FIFO	4 000	Apr 29, 08	May 20, 09	91 93	111 85	-19 92		1
LIMITED BRANDS INC CL A									
	FIFO	25 000	Jul 30, 07	Sep 23, 09	440 59	607 50	-166 91		1
	FIFO	10 000	Oct 15, 07	Sep 23, 09	176 24	222 69	-46 45		1
	FIFO	10 000	Jul 30, 07	Aug 07, 09	149 58	243 00	-93 42		1
	FIFO	15 000	Jul 30, 07	May 01, 09	166 53	364 50	-197 97		1
LONMIN PLC NEW SPON ADR									
	FIFO	1 000	Sep 26, 07	Apr 03, 09	22 38	66 03	-43 65		1
	FIFO	4 000	Feb 22, 06	Mar 11, 09	70 63	177 32	-106 69		1
	FIFO	4 000	Sep 26, 07	Mar 11, 09	70 63	264 14	-193 51		1
MAGNA INTL INC CL A SUB									
VTG CANADA ORD									
	FIFO	6 000	Apr 22, 08	Nov 06, 09	302 25	431 47	-129 22		1
	FIFO	2 000	Jun 05, 08	Nov 06, 09	100 75	139 04	-38 29		1
MARATHON OIL CORP									
	FIFO	3 000	May 22, 08	Oct 21, 09	106 39	158 34	-51 95		1

continued next page



ACCESS

Account name: LARKIN FOUNDATION  
Account number: HK 19813 CMYour Financial Advisor:  
CAGAN / SUJOL  
201-845-4415/800-698-2707Realized gains and losses (continued)  
Long-term capital gains and losses (continued)

Security description	Method	Quantity or face value (\$)	Purchase date	Sale date	Sale amount (\$)	Purchase amount (\$)	Loss (\$)	Gain (\$)	Net gain or loss (\$)
	FIFO	10 000	May 23, 08	Oct 21, 09	354 65	520 81	-166 16		
	FIFO	10 000	May 29, 08	Oct 21, 09	354 65	507 21	-152 56		
	FIFO	15 000	Jun 20, 08	Oct 21, 09	531 97	761 22	-229 25		
	FIFO	5 000	Jul 15, 08	Oct 21, 09	177 32	221 79	-44 47		
	FIFO	12 000	May 22, 08	Aug 07, 09	369 52	633 37	-263 85		
MARVEL ENTERTAINMENT INC	FIFO	22 000	Jul 30, 07	Aug 31, 09	1,064 59	531 52		533 07	
	FIFO	3 000	Jul 30, 07	Aug 24, 09	115 42	72 48		42 94	
	FIFO	9 000	Jul 30, 07	Jul 29, 09	357 36	217 44		139 92	
MATRIX SERVICE CO	FIFO	10 000	Aug 12, 08	Aug 31, 09	110 16	242 14	-131 98		
	FIFO	2 000	Jul 30, 07	Aug 28, 09	23 00	47 94	-24 94		
	FIFO	2 000	Aug 12, 08	Aug 28, 09	23 00	48 43	-25 43		
	FIFO	9 000	Jul 30, 07	Aug 27, 09	103 26	215 73	-112 47		
	FIFO	12 000	Jul 30, 07	Aug 18, 09	134 54	287 64	-153 10		
MONOLITHIC POWER SYSTEMS INC	FIFO	5 000	Sep 26, 07	Jun 23, 09	101 12	124 98	-23 86		
	FIFO	5 000	Jul 30, 07	Jan 22, 09	210 26	208 80		1 46	
	FIFO	6 000	Jul 30, 07	Jan 13, 09	255 21	250 56		4 65	
NETFLIX COM INC	FIFO	5 000	Nov 08, 07	Apr 22, 09	234 62	133 76		100 86	
	FIFO	3 000	Nov 02, 07	Mar 25, 09	126 90	78 79		48 11	
	FIFO	3 000	Nov 08, 07	Mar 25, 09	126 90	80 26		46 64	
	FIFO	3 000	Nov 02, 07	Feb 27, 09	108 95	78 21		30 74	
	FIFO	1 000	Nov 02, 07	Feb 27, 09	36 32	26 26		10 06	
NEWCREST MINING LTD SPON AUSTRALIA ADR	FIFO	9 000	Jul 13, 06	Jan 28, 09	194 31	136 28		58 03	1
NEWMONT MINING CORP (HOLDING CO)	FIFO	4 000	Feb 22, 08	Oct 29, 09	170 10	197 56	-27 46		
	FIFO	5 000	Mar 31, 08	Oct 29, 09	212 62	230 67	-18 05		
	FIFO	8 000	Sep 04, 08	Oct 29, 09	340 20	319 44		20 76	
	FIFO	10 000	Nov 01, 07	Jul 10, 09	376 58	500 38	-123 80		
	FIFO	6 000	Feb 22, 08	Jul 10, 09	225 95	296 34	-70 39		
	FIFO	4 000	Nov 01, 07	Jul 07, 09	158 45	200 15	-41 70		



continued next page



Account name: LAPKIN FOUNDATION  
 Account number: HK 19813 CM

Realized gains and losses (continued)  
**Long-term capital gains and losses (continued)**

Security description	Method	Quantity or face value (\$)	Purchase date	Sale date	Sale amount (\$)	Purchase amount (\$)	Loss (\$)	Gain (\$)	Net gain or loss (\$)
NEXEN INC	FIFO	5 000	Oct 29, 07	Feb 27, 09	211 57	237 25	-25 68		
	FIFO	1 000	Nov 01, 07	Feb 27, 09	42 32	50 04	-7 72		
	FIFO	5 000	Oct 22, 07	Feb 06, 09	205 46	223 25	-17 79		
	FIFO	5 000	Oct 29, 07	Feb 06, 09	205 46	237 25	-31 79		
NIKE INC CL B	FIFO	5 000	Sep 24, 07	Jun 02, 09	127 72	151 27	-23 55		
	FIFO	10 000	Oct 02, 07	Jun 02, 09	255 45	304 35	-48 90		
NORFOLK STHN CORP	FIFO	13 000	Jan 11, 08	Sep 08, 09	709 06	791 62	-82 56		
	FIFO	4 000	Jul 25, 08	Nov 24, 09	205 64	279 42	-73 78		
NOVAGOLD RESOURCES INC NEW	FIFO	11 000	Jan 10, 07	Mar 20, 09	26 76	174 95	-148 19		
	FIFO	76 000	Mar 16, 07	Mar 20, 09	184 90	1,273 00	-1,088 10		
	FIFO	29 000	Jul 30, 07	Mar 20, 09	70 55	434 10	-363 55		
	FIFO	27 000	Jul 30, 07	Jul 29, 09	360 12	584 01	-223 89		
PATTERSON COMPANIES INC	FIFO	10 000	Apr 22, 08	Jul 29, 09	133 38	266 07	-132 69		
	FIFO	15 000	Feb 21, 06	Apr 23, 09	296 71	524 10	-227 39		
	FIFO	6 000	Nov 01, 06	Apr 23, 09	118 68	197 16	-78 48		
PETROHAWK ENERGY CORP	FIFO	28 000	Jul 30, 07	Apr 23, 09	553 86	1,015 00	-461 14		
	FIFO	1 000	Jan 11, 08	Oct 13, 09	25 83	17 85	7 98		
PHARMERICA CORP	FIFO	11 000	Jan 15, 08	Oct 13, 09	284 11	197 54	86 57		
	FIFO	8 000	Jan 11, 08	May 11, 09	199 60	142 78	56 82		
	FIFO	9 000	Sep 04, 08	Nov 18, 09	134 64	216 41	-81 77		
POTLATCH CORP NEW (HOLDING CO) REIT	FIFO	9 000	Sep 11, 08	Nov 18, 09	134 64	220 75	-86 11		
	FIFO	7 000	Sep 16, 08	Nov 18, 09	104 72	168 18	-63 46		
	FIFO	2 000	Aug 14, 07	Jan 13, 09	47 60	70 14	-22 54		
PROMISE CO LTD UNSPON ADR	FIFO	3 000	Aug 14, 07	Jan 13, 09	71 39	105 34	-33 95		
	FIFO	20 000	Nov 09, 06	Aug 17, 09	94 53	348 26	-253 73		
PROMISE CO LTD UNSPON ADR	FIFO	7 000	Jul 10, 06	May 08, 09	46 38	176 96	-130 58		
	FIFO	11 000	Sep 19, 06	May 08, 09	72 88	242 44	-169 56		
	FIFO	3 000	Nov 09, 06	May 08, 09	19 88	52 24	-32 36		
	FIFO	12 000	Feb 22, 06	Mar 16, 09	78 45	344 52	-266 07		

continued next page



ACCESS

Account name: LARKIN FOUNDATION  
Account number: HK 19813 CM

Your Financial Advisor:  
CAGAN / SUDOL  
201-845-4415/800-698-2707

Realized gains and losses (continued)

Long-term capital gains and losses (continued)

Security description	Method	Quantity or face value (\$)	Purchase date	Sale date	Sale amount (\$)	Purchase amount (\$)	Loss (\$)	Gain (\$)	Net gain or loss (\$)
<b>PROSPERITY BANCSHARES</b>									
INC	FIFO	14,000	Jul 10, 06	Mar 16, 09	91 53	353 92	-262 39		1
	FIFO	7,000	Oct 02, 07	Jan 27, 09	176 74	241 15	-64 41		
	FIFO	7,000	Oct 02, 07	Jan 26, 09	171 44	241 15	-69 71		
<b>QUEST DIAGNOSTICS INC</b>									
	FIFO	9,000	Jul 30, 07	Oct 30, 09	509 76	499 59		10 17	
	FIFO	17,000	Jul 30, 07	Jul 10, 09	917 79	943 67	-25 88		
<b>RAYTHEON CO NEW</b>									
	FIFO	18,000	Jul 30, 07	Jun 03, 09	804 83	1,009 44	-204 61		
<b>ROBBINS &amp; MYERS INC</b>									
	FIFO	7,000	Jul 30, 07	Aug 25, 09	160 75	188 13	-27 38		
	FIFO	7,000	Jun 26, 08	Aug 25, 09	160 75	282 52	-121 77		
	FIFO	6,000	Jul 30, 07	Jun 25, 09	124 58	161 25	-36 67		
<b>SANOI-AVENTIS SA SPON</b>									
ADR	FIFO	11,000	Jul 30, 07	Oct 28, 09	422 98	453 45	-30 47		
	FIFO	13,000	Jul 30, 07	Jan 20, 09	405 40	535 89	-130 49		
<b>SEKISUI HOUSE LTD SPON</b>									
ADR	FIFO	1,000	Sep 06, 07	May 20, 09	9 46	12 12	-2 66		
	FIFO	14,000	Sep 13, 07	May 20, 09	132 45	163 95	-31 50		
	FIFO	6,000	Feb 22, 06	Apr 09, 09	49 84	87 12	-37 28		1
	FIFO	14,000	Sep 06, 07	Apr 09, 09	116 30	169 66	-53 36		1
	FIFO	28,000	Feb 22, 06	Feb 03, 09	239 43	406 56	-167 13		1
<b>SEMTECH CORP</b>									
	FIFO	12,000	Dec 14, 07	May 04, 09	173 39	198 86	-25 47		
	FIFO	12,000	Jul 30, 07	May 01, 09	170 39	198 48	-28 09		
	FIFO	3,000	Dec 14, 07	May 01, 09	42 60	49 71	-7 11		
<b>SIEMENS A G SPON ADR</b>									
	FIFO	4,000	Sep 29, 08	Oct 29, 09	382 73	373 69		9 04	
<b>STORA ENSO OYJ REPSTG</b>									
SER R SHS SPON ADR	FIFO	17,000	Jun 06, 08	Sep 16, 09	125 06	210 23	-85 17		
	FIFO	12,000	Feb 21, 06	Aug 19, 09	79 14	171 72	-92 58		1
	FIFO	30,000	Aug 01, 07	Aug 19, 09	197 85	510 17	-312 32		
	FIFO	17,000	Jun 06, 08	Aug 19, 09	112 11	210 23	-98 12		
	FIFO	108,000	Feb 21, 06	Aug 07, 09	680 16	1,545 48	-865 32		1
<b>STRYKER CORP</b>									
	FIFO	8,000	Jul 30, 07	Jul 10, 09	299 22	512 56	-213 34		

continued next page





Account name: LAPKIN FOUNDATION  
Account number: HK 19813 CM

Realized gains and losses (continued)

Long-term capital gains and losses (continued)

Security description	Method	Quantity or face value (\$)	Purchase date	Sale date	Sale amount (\$)	Purchase amount (\$)	Loss (\$)	Gain (\$)	Net gain or loss (\$)
SUNCOR INC **MEREGR EFF									
07/2009**	FIFO	1 000	Feb 21, 06	Jul 15, 09	29 30	38 36	-9 06		1
	FIFO	2 000	Jul 30, 07	Jul 15, 09	58 59	87 97	-29 38		
	FIFO	13 000	Feb 21, 06	Mar 12, 09	314 06	498 68	-184 62		1
SVB FINANCIAL GROUP	FIFO	6 000	Jul 30, 07	Jan 21, 09	123 59	320 94	-197 35		
SWITCH & DATA FACILITIES									
CO INC	FIFO	1 000	May 28, 08	Nov 04, 09	17 68	16 15		1 53	
	FIFO	5 000	Jun 03, 08	Nov 04, 09	88 41	85 72		2 69	
	FIFO	8 000	Jun 26, 08	Nov 04, 09	141 46	131 69		9 77	
	FIFO	5 000	Jul 07, 08	Nov 04, 09	88 41	75 40		13 01	
	FIFO	2 000	Jul 08, 08	Nov 04, 09	35 36	29 72		5 64	
	FIFO	7 000	May 19, 08	Oct 22, 09	128 93	111 92		17 01	
	FIFO	7 000	May 28, 08	Oct 22, 09	128 93	113 02		15 91	
TANGER FACTORY OUTLET									
CENTERS INC	FIFO	4 000	Jul 30, 07	Oct 09, 09	149 49	133 72		15 77	
	FIFO	4 000	Jul 30, 07	Sep 04, 09	138 15	133 72		4 43	
	FIFO	5 000	Jul 30, 07	Jan 13, 09	159 49	167 15	-7 66		
TARGET CORP	FIFO	2 000	Jul 30, 07	May 12, 09	83 63	124 12	-40 49		
	FIFO	4 000	Mar 13, 08	May 12, 09	167 25	200 96	-33 71		
	FIFO	4 000	Jul 30, 07	May 08, 09	177 39	248 24	-70 85		
	FIFO	6 000	Jul 30, 07	May 08, 09	259 32	372 36	-113 04		
	FIFO	4 000	Jul 30, 07	Apr 02, 09	142 01	248 24	-106 23		
TDK CORP ADR JAPAN ADR	FIFO	2 000	Jul 03, 08	Aug 03, 09	105 77	122 19	-16 42		
	FIFO	6 000	Jul 29, 08	Aug 03, 09	317 30	366 16	-48 86		
TECHNIP SA NEW SPON ADR	FIFO	1 000	Aug 04, 06	May 07, 09	45 00	53 49	-8 49		1
	FIFO	2 000	Jan 30, 08	May 07, 09	89 99	130 48	-40 49		
	FIFO	6 000	Aug 04, 06	Feb 09, 09	224 73	320 94	-96 21		1
TELEDYNE TECHNOLOGIES									
INC	FIFO	5 000	Jul 30, 07	Feb 20, 09	120 54	230 10	-109 56		
	FIFO	6 000	Jul 30, 07	Feb 18, 09	153 44	276 12	-122 68		
TERRA IND INC	FIFO	15 000	Jul 30, 07	May 12, 09	399 10	363 30		35 80	
THE DIRECTV GROUP CL A	FIFO	1 000	Nov 28, 07	Dec 31, 09	33 40	24 10		9 30	

continued next page



ACCESS

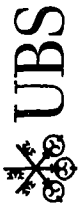
Account name: LAPKIN FOUNDATION  
Account number: HK 19813 CMYour Financial Advisor:  
CAGAN / SUDOL  
201-845-4415/800-698-2707

## Realized gains and losses (continued)

## Long-term capital gains and losses (continued)

Security description	Method	Quantity or face value (\$)	Purchase date	Sale date	Sale amount (\$)	Purchase amount (\$)	Loss (\$)	Gain (\$)	Net gain or loss (\$)
TNS INC	FIFO	6 000	Sep 29, 08	Dec 31, 09	200 42	159 60		40 82	
	FIFO	15 000	Oct 09, 08	Dec 31, 09	501 04	322 34		178 70	
	FIFO	12 000	Nov 28, 07	Nov 20, 09	377 99	289 20		88 79	
	FIFO	8 000	Dec 07, 07	Mar 03, 09	62 98	135 90	-72 92		
	FIFO	5 000	Dec 10, 07	Mar 03, 09	35 29	84 45	-49 16		
	FIFO	5 000	Dec 10, 07	Mar 03, 09	39 37	84 45	-45 08		
TOMKINS PLC SPONSORED ADR UNTD KINGDOM ADR	FIFO	25 000	Sep 08, 06	Oct 08, 09	294 85	461 07	-166 22		
	FIFO	9 000	Oct 05, 07	Oct 08, 09	106 15	166 55	-60 40		
	FIFO	37 000	Feb 21, 06	Jul 02, 09	356 71	839 53	-482 82		
	FIFO	1 000	Sep 08, 06	Jul 02, 09	9 64	18 44	-8 80		
UNITED STATES STEEL CORP NEW	FIFO	2 000	Jan 15, 08	Jan 21, 09	61 40	210 66	-149 26		
VARIAN MEDICAL SYSTEMS INC	FIFO	4 000	Jul 30, 07	Jul 10, 09	126 35	167 79	-41 44		
	FIFO	5 000	Aug 07, 08	Dec 04, 09	87 08	178 25	-91 17		
	FIFO	5 000	Aug 11, 08	Dec 04, 09	87 08	195 93	-108 85		
VODAFONE GROUP PLC NEW SPON ADR	FIFO	12 000	May 25, 06	Nov 24, 09	271 67	301 80	-30 13		
	FIFO	29 000	Feb 21, 06	Feb 04, 09	870 37	986 00	-115 63		
	FIFO	4 000	Feb 08, 07	Feb 04, 09	120 05	146 04	-25 99		
	FIFO	16 000	Jul 30, 07	Jun 26, 09	540 63	1,137 88	-597 25		
XEROX CORP	FIFO	130 000	Jul 30, 07	Nov 12, 09	1,025 03	2,306 20	-1,281 17		
XTO ENERGY INC	FIFO	8 000	Jul 30, 07	May 19, 09	338 61	352 51	-13 90		
<b>Total</b>					<b>\$63,449.61</b>	<b>\$88,812.79</b>	<b>-\$28,319.84</b>	<b>\$2,956.66</b>	<b>-\$25,363.18</b>
<b>Net capital gains/losses:</b>									<b>-\$29,116.84</b>





Account name: LAPKIN FOUNDATION  
 Account number: HK 19813 CM

Realized gains and losses (continued)

**Gains and losses not calculated**

Security description	Method	Quantity or face value (\$)	Purchase date	Sale date	Sale amount (\$)	Purchase amount (\$)	Loss (\$)	Gain (\$)	Net gain or loss (\$)
FLEXTRONICS INTL LTD		33 000		Aug 21, 09	192 38	0 00			---This information was unavailable---
		10 000		Jul 28, 09	53 20	0 00			---This information was unavailable---
<b>Total</b>					<b>\$245.58</b>				

† Indicates that the cost basis information has been provided by a source other than UBS Financial Services Inc  
 An asterisk (\*) indicates that we have calculated the realized gain or loss based on an adjustment to the cost basis



UBS Financial Services Inc  
61 SOUTH PARAMUS ROAD, 2ND FL  
MACK CENTRE IV  
PARAMUS NJ 07652-1238

APZ6001253225 1209 X15 HK 0

# 2009 Year End Summary

**Account name:** LAPKIN FOUNDATION

C/O CATANIO MOSKOWITZ

**Account number:** HK 19816 CM

**Your Financial Advisor:**

CAGAN / SUDOL

Phone 201-845-4415/800-698-2707

LAPKIN FOUNDATION  
C/O CATANIO MOSKOWITZ  
GUTWETTER  
70 GRAND AVE SUITE 105  
RIVER EDGE NJ 07661-1936

## Summary of banking activity

Checks	Year to date (\$)
	27,802.00

## Checks

Check number	Date cleared	Description	Amount (\$)
000270	Feb 3, 09	GLEN ROCK HIGH SCHOOL	1,000.00
000273	Apr 28, 09	ASSN OF SMALL FOUNDATIONS	495.00
000274	Jun 4, 09	CATANIO MOSKOWITZ GUTWETTER	8,000.00
000275	Jun 19, 09	NJ DIV OF CONSUMER AFFAIRS	30.00
000276	Jun 23, 09	NY DEPT OF LAW	100.00

## Summary of gains and losses

	Amount (\$)
Short term	7,565.72
Long term	-25,034.81
<b>Total</b>	<b>\$-17,469.09</b>

Check number	Date cleared	Description	Amount (\$)
000277	Jun 19, 09	Payee Unrecorded	120.00
000278	Sep 22, 09	PHILADELPHIA INS CO	757.00
000279	Sep 22, 09	GLEN ROCK JEWISH CTR MENS C	800.00
000280	Dec 3, 09	THE NATION INSTITUTE	4,000.00
000281	Dec 30, 09	CORNELL UNIV	5,000.00

continued next page



Member SIPC

00027739 00021220

APZ60003001253225 PZ6000130719 00002 1209 X15 000000000 0 HK CM



LAPKIN FOUNDATION  
HK 19816 CM

Account name:  
Account number:

Checks (continued)

Check number	Date cleared	Description	Amount (\$)
000284	Dec 22, 09	GLEN ROCK PUBLIC LIBRARY	1,500.00
000285	Dec 21, 09	GLEN ROCK HS	1,000.00
<b>Total</b>			<b>\$27,802.00</b>
<b>Total Checks</b>			<b>\$27,802.00</b>

Realized gains and losses

Estimated 2009 gains and losses for transactions with trade dates through 12/31/09 have been incorporated into this statement. To calculate gains and losses, we liquidate the oldest security lot first. This is known as the first-in, first-out or FIFO accounting method. We use this method unless you specified which tax lot to close when you placed your order. This is known as a versus purchases or VSP order. See important information about your statement on the last page of this statement for more information.

We may not adjust gains and losses for all capital changes. Cost basis for coupon tax-exempt municipal securities, include securities subject to AMT, has been adjusted for mandatory amortization of bond premium. Estimates in the Unclassified section can not be classified as short term or long term because information is missing, or the product is one in which the gain/loss calculation is not provided.

Short-term capital gains and losses

Security description	Method	Quantity or face value (\$)	Purchase date	Sale date	Sale amount (\$)	Purchase amount (\$)	Loss (\$)	Gain (\$)	Net gain or loss (\$)
UNTS VK ARGUS TURNAROUND PORTFOLIO SERIES 2008-A	FIFO	1,119,000	Feb 09, 09	Aug 06, 09	11,293.73	9,437.51		1,856.22	
BARCLAYS BANK PLC ROS S&P 500	FIFO	2,000,000	Oct 28, 08	Oct 01, 09	22,734.75	20,000.00		2,734.75	
BARCLAYS BANK PLC PERFRM SEC CP S&P 500	FIFO	2,000,000	Apr 27, 09	Aug 28, 09	22,974.75	20,000.00		2,974.75	
<b>Total</b>					<b>\$57,003.23</b>	<b>\$49,437.51</b>		<b>\$7,565.72</b>	<b>\$7,565.72</b>

Long-term capital gains and losses

Security description	Method	Quantity or face value (\$)	Purchase date	Sale date	Sale amount (\$)	Purchase amount (\$)	Loss (\$)	Gain (\$)	Net gain or loss (\$)
UNTS VK ARGUS TURNAROUND STRATEGY PR SER 07-B TERM 02/09/09 CASH	FIFO	2,312,000	Nov 07, 07	Feb 06, 09	9,473.42	22,760.14	-13,286.72		

continued next page



Business Services Account

Account name:  
Account number:

LAPKIN FOUNDATION  
HK 19816 CM

Your Financial Advisor:  
CAGAN / SUDOL  
201-845-4415/800-698-2707

Realized gains and losses (continued)

Long-term capital gains and losses (continued)

Security description	Method	Quantity or face value (\$)	Purchase date	Sale date	Sale amount (\$)	Purchase amount (\$)	Loss (\$)	Gain (\$)	Net gain or loss (\$)
DB RTN OPTMZ SEC									
S&P 500									
04/01/2009	FIFO	3,000,000	Mar 26, 08	Apr 01, 09	18,251.91	30,000.00	-11,748.09		
<b>Total</b>					<b>\$27,725.33</b>	<b>\$52,760.14</b>	<b>-\$25,034.81</b>		<b>-\$25,034.81</b>
<b>Net capital gains/losses:</b>									<b>-\$17,469.09</b>





UBS Financial Services Inc  
61 SOUTH PARAMUS ROAD, 2ND FL  
MACK CENTRE IV  
PARAMUS NJ 07652-1238

APZ6001253215 1209 X15 HK 0

# Business Services Account

December 2009

*APZ 5/21/10*

00027739 02 AT 0.482 02 TR 00151 B601B034 100010 col  
LAPKIN FOUNDATION  
C/O CATANIO MOSKOWITZ  
GUTWETTER  
70 GRAND AVE SUITE 105  
RIVER EDGE NJ 07661-1936



**Account name:** LAPKIN FOUNDATION  
C/O CATANIO MOSKOWITZ  
**Account number:** HK 19816 CM

**Your Financial Advisor:**  
CAGAN / SUDOL  
Phone 201-845-4415/800-698-2707

**Questions about your statement?**  
Call your Financial Advisor or the  
ResourceLine at 800-762-1000,  
account 063019816

**Visit our website:**  
[www.ubs.com/financialservices](http://www.ubs.com/financialservices)

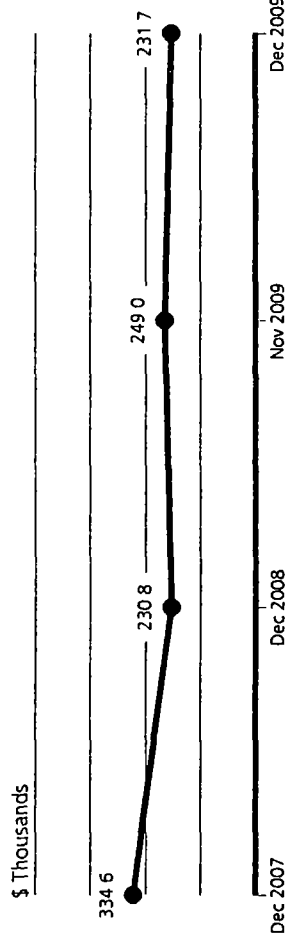
**Items for your attention**

- Is there a Roth IRA in your future? Please contact your Financial Advisor today to discuss the benefits of a Roth and whether converting in 2010 may be right for you

## Value of your account

	on November 30 (\$)	on December 31 (\$)
Your assets	249,021.17	231,706.88
Your liabilities	0.00	0.00
<b>Value of your account</b>	<b>\$249,021.17</b>	<b>\$231,706.88</b>

## Tracking the value of your account



**Sources of your account growth during 2009**

Value of your account at year end 2008	\$230,771.34
Net amount you invested	-\$27,679.64
Your investment return	
Dividend and interest income	\$4,877.90
Change in market value	\$23,737.28
<b>Value of your account on Dec 31, 2009</b>	<b>\$231,706.88</b>





LAPKIN FOUNDATION  
HK 19816 CM

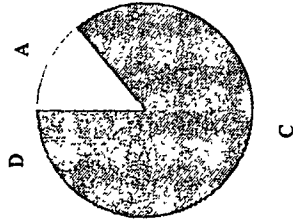
Account name:  
Account number:

## Your account balance sheet

### Summary of your assets

	Value on December 31 (\$)	Percentage of your account
<b>A</b> Cash and money balances	32,260.19	13.92%
<b>B</b> Cash alternatives	0.00	0.00%
<b>C</b> Equities	174,615.69	75.36%
<b>D</b> Fixed income	24,831.00	10.72%
<b>E</b> Alternative strategies	0.00	0.00%
<b>F</b> Broad commodities	0.00	0.00%
<b>G</b> Real estate	0.00	0.00%
<b>H</b> Other	0.00	0.00%
<b>Total assets</b>	<b>\$231,706.88</b>	<b>100.00%</b>

### Your current asset allocation



### Value of your account

**\$231,706.88**

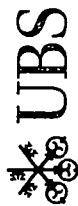
### Eye on the markets

Index	Percentage change	
	December 2009	Year to date
S&P 500	1.93%	26.46%
Russell 3000	2.85%	28.34%
MSCI - Europe, Australia & Far East	1.45%	32.46%
Barclays Capital Aggregate Bond Index 10+ Yrs	-3.30%	0.08%

### Interest rates on December 31, 2009

3-month Treasury bills 0.10%

One-month LIBOR 0.23%



Business Services Account  
December 2009

Account name:  
Account number:

LAPKIN FOUNDATION  
HK 19816 CM

Your Financial Advisor:  
CAGAN / SUDOL  
201-845-4415/800-698-2707

## Change in the value of your account

	December 2009 (\$)	Year to date (\$)
<b>Opening account value</b>	<b>\$249,021.17</b>	<b>\$230,771.34</b>
Deposits, including securities transferred in	0 00	122 36
Withdrawals and fees, including securities transferred out	-16,500 00	-27,802 00
Dividend and interest income	823 66	4,877 90
Change in market value	-1,637 95	23,737 28
<b>Closing account value</b>	<b>\$231,706.88</b>	<b>\$231,706.88</b>

## Dividend and interest income earned

For purposes of this statement, taxability of interest and dividend income has been determined from a US tax reporting perspective. Based upon the residence of the account holder, account type, or product type, some interest and/or dividend payments may not be subject to United States (US) and/or Puerto Rico (PR) income taxes. The client monthly statement is not intended to be used and cannot be relied upon for tax purposes. Clients should refer to the applicable tax reporting forms they receive from UBS annually, such as the Forms 1099 and the Forms 480, for tax reporting information. It is the practice of UBS to file the applicable tax reporting forms with the US Internal Revenue Service and PR Treasury Department, and in such forms accurately classify dividends and/or interest as tax exempt or taxable income. Please consult your individual tax preparer.

	December 2009 (\$)	Year to date (\$)
Taxable dividends	823 66	4,877 40
<b>Total current year</b>	<b>\$823.66</b>	<b>\$4,877.40</b>
Prior year adjustment	0 00	0 50
<b>Total dividend &amp; interest</b>	<b>\$823.66</b>	<b>\$4,877.90</b>
Return of capital/principal	0 00	34 83

## Summary of gains and losses

Values reported below exclude products for which gains and losses are not classified

	Realized gains and losses		Unrealized gains and losses (\$)
	December 2009 (\$)	Year to date (\$)	
Short term	0 00	7,565 72 ✓	-169 00
Long term	0 00	-25,034 81 ✓	20,372 42
<b>Total</b>	<b>\$0.00</b>	<b>-\$17,469.09</b>	<b>\$20,203.42</b>

## Cash activity summary

See the section *Account activity this month* for details. UBS Bank USA deposit account balances are included in the *opening and closing balances* value, are insured by the FDIC within applicable limits, but are not protected by SIPC. See *Important information about your statement* at the end of this document for details about those balances.

	December 2009 (\$)	Year to date (\$)
<b>Opening balances</b>	<b>\$47,936.53</b>	<b>\$24,770.87</b>
<i>Additions</i>		
Deposits and other funds credited	0 00	122 36
Dividend and interest income	823 66	4,877 90
Proceeds from security transactions	0 00	84,763 39
<b>Total additions</b>	<b>\$823.66</b>	<b>\$89,763.65</b>
<i>Subtractions</i>		
Checks and bill payments	-16,500 00	-27,802 00
Funds withdrawn for securities bought	0 00	-54,472 33
<b>Total subtractions</b>	<b>-\$16,500.00</b>	<b>-\$82,274.33</b>
<b>Net cash flow</b>	<b>-\$15,676.34</b>	<b>\$7,489.32</b>
<b>Closing balances</b>	<b>\$32,260.19</b>	<b>\$32,260.19</b>





Account name: LAPKIN FOUNDATION  
Account number: HK 19816 CM

## Your investment objectives:

You have identified the following investment objectives for this account if you have questions about these objectives, disagree with them, or wish to change them, please contact your Financial Advisor or Branch Manager. You can find a full description of the alternative investment objectives in *Important information about your statement* at the end of this document

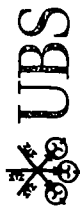
**Your return objective:**

Capital appreciation

**Your risk profile:**

Primary - Moderate

Secondary - None selected



Business Services Account  
December 2009

Account name:  
LAPKIN FOUNDATION  
Account number:  
HK 19816 CM

Your Financial Advisor:  
CAGAN / SUDOL  
201-845-4415/800-698-2707

## Your assets

Some prices, income and current values shown may be approximate. As a result, gains and losses may not be accurately reflected. See *Important information about your statement* at the end of this document for more information.

### Cash

#### Cash and money balances

Holding	Opening balance on Dec 1 (\$)	Closing balance on Dec 31 (\$)	Price per share on Dec 31 (\$)	Average rate	Dividend/Interest period	Days in period	Unrealized gain or loss (\$)	Holding period
RMA GOVERNMENT PORTFOLIO	47,936 53	32,260 19	1 00	0 01%	Nov 23 to Dec 23	31		

### Equities

#### Common stock

Holding	Trade date	Number of shares	Purchase price per share (\$)	Cost basis (\$)	Price per share on Dec 31 (\$)	Value on Dec 31 (\$)	Unrealized gain or loss (\$)	Holding period
<b>ALTRIA GROUP INC</b>								
Symbol MO Exchange NYSE								
EAI \$136 Current yield: 6 93%	Jan 4, 99	100 000	12 486	1,248 671	19 630	1,963 00	714 33	LT
<b>CHEVRON CORP</b>								
Symbol CVX Exchange NYSE								
EAI \$1,115 Current yield: 3 53%	Dec 23, 98	92 000	32 990	3,035 501	76 990	7,083 08	4,047 58	LT
	Jan 4, 99	238 000	41 970	9,988 861	76 990	18,323 62	8,334 76	LT
	Mar 11, 99	80 000	42 580	3,406 401	76 990	6,159 20	2,752 80	LT
Security total		410 000		16,430 76		31,565 90	15,135 14	
<b>CISCO SYSTEMS INC</b>								
Symbol CSCO Exchange OTC								
	Dec 23, 98	128 000	23 730	3,038 001	23 940	3,064 32	26 32	LT
	Feb 8, 01	200 000	30 560	6,112 501	23 940	4,788 00	-1,324 50	LT
Security total		328 000		9,150 50		7,852 32	-1,298 18	
<b>COCA COLA CO COM</b>								
Symbol KO Exchange NYSE								
EAI \$574 Current yield: 2 88%	May 26, 00	150 000	49 790	7,468 551	57 000	8,550 00	1,081 45	LT
	May 26, 00	100 000	64 010	6,401 101	57 000	5,700 00	-701 10	LT
	May 26, 00	100 000	68 640	6,864 001	57 000	5,700 00	-1,164 00	LT
Security total		350 000		20,733 65		19,950 00	-783 65	

continued next page



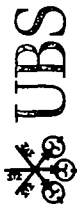


Account name: LAPKIN FOUNDATION  
 Account number: HK 19816 CM

Your assets • Equities • Common stock (continued)

Holding	Trade date	Number of shares	Purchase price per share (\$)	Cost basis (\$)	Price per share on Dec 31 (\$)	Value on Dec 31 (\$)	Unrealized gain or loss (\$)	Holding period
<b>EXXON MOBIL CORP</b>								
Symbol XOM Exchange NYSE								
EAI \$460 Current yield 2.46%	Jan 4, 99	274 000	36 590	10,026 69 <sup>1</sup>	68 190	18,684 06	8,657 37	LT
<b>GENL ELECTRIC CO</b>								
Symbol GE Exchange NYSE								
EAI \$122 Current yield 2.64%	Jan 22, 99	105 000	32 860	3,450 78 <sup>1</sup>	15 130	1,588 65	-1,862 13	LT
	Jun 19, 03	200 000	29 680	5,936 00 <sup>1</sup>	15 130	3,026 00	-2,910 00	LT
Security total		305 000		9,386 78		4,614 65	-4,772 13	
<b>HEINZ H J CO</b>								
Symbol HNZ Exchange NYSE								
EAI \$168 Current yield 3.93%	Mar 29, 99	100 000	43 380	4,338 06 <sup>1</sup>	42 760	4,276 00	-62 06	LT
<b>INTEL CORP</b>								
Symbol INTC Exchange OTC								
EAI \$291 Current yield 2.74%	Feb 26, 99	200 000	29 970	5,994 00 <sup>1</sup>	20 400	4,080 00	-1,914 00	LT
	Mar 19, 99	120 000	30 480	3,657 60 <sup>1</sup>	20 400	2,448 00	-1,209 60	LT
	May 18, 99	200 000	29 410	5,882 00 <sup>1</sup>	20 400	4,080 00	-1,802 00	LT
Security total		520 000		15,533 60		10,608 00	-4,925 60	
<b>INTERPUBLIC GROUP OF COS INC</b>								
Symbol IPG Exchange NYSE								
		6 000		---	7 380	44 28		
<b>JOHNSON &amp; JOHNSON COM</b>								
Symbol JNJ Exchange NYSE								
EAI \$392 Current yield 3.04%	Jan 22, 01	200 000	47 220	9,444 00 <sup>1</sup>	64 410	12,882 00	3,438 00	LT
<b>KRAFT FOODS INC CL A</b>								
Symbol KFT Exchange NYSE								
EAI \$80 Current yield 4.27%	Jan 4, 99	69 000	18 570	1,281 40 <sup>1</sup>	27 180	1,875 42	594 02	LT
<b>MICROSOFT CORP</b>								
Symbol MSFT Exchange OTC								
EAI \$356 Current yield 1.71%	Dec 23, 98	84 000	35 580	2,988 72 <sup>1</sup>	30 480	2,560 32	-428 40	LT
	Jan 22, 99	100 000	39 410	3,941 45 <sup>1</sup>	30 480	3,048 00	-893 45	LT
	May 5, 99	300 000	39 440	11,832 00 <sup>1</sup>	30 480	9,144 00	-2,688 00	LT
	Nov 10, 99	200 000	44 570	8,914 00 <sup>1</sup>	30 480	6,096 00	-2,818 00	LT
Security total		684 000		27,676 17		20,848 32	-6,827 85	
<b>PHILIP MORRIS INTL INC</b>								
Symbol PM Exchange NYSE								
EAI \$232 Current yield 4.81%	Jan 4, 99	100 000	28 453	2,845 33	48 190	4,819 00	1,973 67	LT

continued next page



Business Services Account  
December 2009

Account name:  
LAPKIN FOUNDATION  
HK 19816 CM

Your Financial Advisor:  
CAGAN / SUDOL  
201-845-4415/800-698-2707

Your assets • Equities • Common stock (continued)

Holding	Trade date	Number of shares	Purchase price per share (\$)	Cost basis (\$)	Price per share on Dec 31 (\$)	Value on Dec 31 (\$)	Unrealized gain or loss (\$)	Holding period
<b>PROCTER &amp; GAMBLE CO</b>								
Symbol PG Exchange NYSE								
EAI \$616 Current yield 2.90%	Jan 23, 01	350 000	34 790	12,176 50 <sup>1</sup>	60 630	21,220 50	9,044 00	LT
<b>VIACOM INC NEW CL B</b>								
Symbol VIAB Exchange NYSE	May 18, 99	88 000	57 760	5,082 88 <sup>1</sup>	29 730	2,616 24	-2,466 64	LT
<b>WELLS FARGO &amp; CO NEW</b>								
Symbol WFC Exchange NYSE								
EAI \$80 Current yield 0.74%	May 7, 99	400 000	22 110	8,844 00 <sup>1</sup>	26 990	10,796 00	1,952 00	LT
<b>Total</b>				<b>\$154,198.99</b>		<b>\$174,615.69</b>	<b>\$20,372.42</b>	

Total estimated annual income: \$4,622

<sup>1</sup> Indicates cost basis information has been provided by a source other than UBS Financial Services

Fixed income

Certificates of deposit

Cost basis has been adjusted for accreted original issue discount (OID) on long-term (more than 1 year) CDs

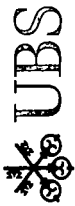
Holding	Trade date	Total face value at maturity (\$)	Purchase price (\$)	Cost basis (\$)	Price on Dec 31 (\$)	Value on Dec 31 (\$)	Unrealized gain or loss (\$)	Holding period
<b>BK HIAPOALIM BM NY US</b>								
RATE 04 0000% MAT 10/30/2029								
STEP RATE CD								
CALLABLE 04/30/2010 @ 100 0000								
CUSIP 06251APZ7								
EAI \$1,000 Current yield 4.03%	Oct 13, 09	25,000 000	100 000	25,000 00	99 324	24,831 00	-169 00	ST

Your total assets

	Value on Dec 31 (\$)	Percentage of your account	Cost basis (\$)	Estimated annual income (\$)	Unrealized gain or loss (\$)
Cash	32,260.19	13.92%	32,260.19		
<b>Cash and money balances</b>					
Equities	174,615.69	75.36%	154,198.99	4,622.00	20,372.42
<b>* Common stock</b>					
Fixed income	24,831.00	10.72%	25,000.00	1,000.00	-169.00
<b>Certificates of deposits</b>					
<b>Total</b>	<b>\$231,706.88</b>	<b>100.00%</b>	<b>\$211,459.18</b>	<b>\$5,622.00</b>	<b>\$20,203.42</b>

\* Missing cost basis information





Account name: LAKIN FOUNDATION  
 Account number: HK 19816 CM

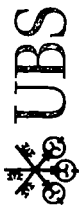
## Account activity this month

For more information about the price/value shown for restricted securities, see *Important information about your statement* at the end of this document

Date	Activity	Description	Your expense code	Quantity/ Face value	Price/Value (\$)	Cash amount (\$)	Cash and money balance (\$)
<b>Nov 30</b>		<b>Cash and money balance</b>					<b>\$47,936.53</b>
Dec 1	Dividend	INTEL CORP PAID ON	520		72.80		
Dec 1	Dividend	WELLS FARGO & CO NEW PAID ON	400		20.00		48,029.33
Dec 3	Bsa Check	THE NATION INSTITUTE CHECK PAID	000280		-4,000.00		44,029.33
Dec 8	Dividend	JOHNSON & JOHNSON COM PAID ON	200		98.00		44,127.33
Dec 10	Dividend	MICROSOFT CORP PAID ON	684		88.92		
Dec 10	Dividend	CHEVRON CORP PAID ON	410		278.80		
Dec 10	Dividend	EXXON MOBIL CORP PAID ON	274		115.08		44,610.13
Dec 15	Dividend	COCA COLA CO COM PAID ON	350		143.50		44,753.63
Dec 17	St. Cap Gain	RMA GOVERNMENT PORTFOLIO AS OF 12/16/09			6.20		44,759.83
Dec 21	Bsa Check	GLEN ROCK HS CHECK PAID	000285		-1,000.00		43,759.83
Dec 22	Bsa Check	GLEN ROCK PUBLIC LIBRARY CHECK PAID	000284		-1,500.00		42,259.83
Dec 23	Bsa Check	LONGS MEMORIAL SCHOOLS CHECK PAID	000283		-1,000.00		41,259.83
Dec 24	Dividend	RMA GOVERNMENT PORTFOLIO AS OF 12/23/09			36		41,260.19
Dec 28	Bsa Check	GLEN ROCK JEWISH CENTER CHECK PAID	000282		-4,000.00		37,260.19
Dec 30	Bsa Check	CORNELL UNIV CHECK PAID	000281		-5,000.00		32,260.19
<b>Dec 31</b>		<b>Closing cash and money balance</b>					<b>\$32,260.19</b>

Date	Activity	Description	Amount (\$)
<b>Nov 30</b>	<b>Balance forward</b>		<b>\$47,936.53</b>
Dec 2	Bought	RMA GOVERNMENT PORTFOLIO	92.80
Dec 4	Sold	RMA GOVERNMENT PORTFOLIO AS OF 12/03/09	-4,000.00
Dec 9	Bought	RMA GOVERNMENT PORTFOLIO	98.00
Dec 11	Bought	RMA GOVERNMENT PORTFOLIO	482.80
Dec 16	Bought	RMA GOVERNMENT PORTFOLIO	143.50
Dec 17	Bought	RMA GOVERNMENT PORTFOLIO AS OF 12/16/09	6.20
Dec 22	Sold	RMA GOVERNMENT PORTFOLIO AS OF 12/21/09	-1,000.00
Dec 23	Sold	RMA GOVERNMENT PORTFOLIO AS OF 12/22/09	-1,500.00
Dec 24	Sold	RMA GOVERNMENT PORTFOLIO AS OF 12/23/09	-1,000.00

continued next page



Business Services Account  
December 2009

LAPKIN FOUNDATION  
HK 19816 CM

Account name:  
Account number:

Your Financial Advisor:  
CAGAN / SUDOL  
201-845-4415/800-698-2707

Account activity this month (continued)

Date	Activity	Description	Amount (\$)
Dec 24	Bought	RMA GOVERNMENT PORTFOLIO AS OF 12/23/09	0.36
Dec 29	Sold	RMA GOVERNMENT PORTFOLIO AS OF 12/28/09	-4,000.00
Dec 31	Sold	RMA GOVERNMENT PORTFOLIO AS OF 12/30/09	-5,000.00
<b>Dec 31</b>	<b>Closing RMA Government Portfolio</b>		<b>\$32,260.19</b>

The RMA U.S. Government Portfolio is your primary sweep option



00027739 00021219

APZ60003001253223 PZ6000130719 00001 1209 X15 000000000 0 HK CM