



See a Social Security Number? Say Something!
Report Privacy Problems to <https://public.resource.org/privacy>
Or call the IRS Identity Theft Hotline at 1-800-908-4490



Form **990-PF**

Department of the Treasury
Internal Revenue Service

Return of Private Foundation
or Section 4947(a)(1) Nonexempt Charitable Trust
Treated as a Private Foundation

OMB No 1545-0052

2009

Note: The foundation may be able to use a copy of this return to satisfy state reporting requirements

For calendar year 2009, or tax year beginning , 2009, and ending , 20

G Check all that apply. Initial return Initial return of a former public charity Final return
 Amended return Address change Name change

Use the IRS label. Otherwise, print or type. See Specific Instructions.	Name of foundation IRVING BERLIN CHARITABLE FUND, INC. C/O MARCUM LLP		A Employer identification number 13-6092592
	Number and street (or P O box number if mail is not delivered to street address)	Room/suite	B Telephone number (see page 10 of the instructions) (212) 485-5500
	750 THIRD AVENUE, 11TH FLOOR		C If exemption application is pending, check here <input type="checkbox"/>
	City or town, state, and ZIP code NEW YORK, NY 10017		D 1 Foreign organizations, check here <input type="checkbox"/> 2. Foreign organizations meeting the 85% test, check here and attach computation <input type="checkbox"/>
H Check type of organization. <input checked="" type="checkbox"/> Section 501(c)(3) exempt private foundation <input type="checkbox"/> Section 4947(a)(1) nonexempt charitable trust <input type="checkbox"/> Other taxable private foundation			E If private foundation status was terminated under section 507(b)(1)(A), check here <input type="checkbox"/>
I Fair market value of all assets at end of year (from Part II, col (c), line 16) ▶ \$ 804,521.		J Accounting method: <input checked="" type="checkbox"/> Cash <input type="checkbox"/> Accrual <input type="checkbox"/> Other (specify) _____ (Part I, column (d) must be on cash basis)	F If the foundation is in a 60-month termination under section 507(b)(1)(B), check here <input type="checkbox"/>

Part I Analysis of Revenue and Expenses (The total of amounts in columns (b), (c), and (d) may not necessarily equal the amounts in column (a) (see page 11 of the instructions))		(a) Revenue and expenses per books	(b) Net investment income	(c) Adjusted net income	(d) Disbursements for charitable purposes (cash basis only)
Revenue	1 Contributions, gifts, grants, etc., received (attach schedule)				
	2 Check <input type="checkbox"/> if the foundation is not required to attach Sch. B.				
	3 Interest on savings and temporary cash investments	89.	89.		ATCH 1
	4 Dividends and interest from securities	14,604.	14,604.		ATCH 2
	5a Gross rents				
	b Net rental income or (loss)				
	6a Net gain or (loss) from sale of assets not on line 10	-90,518.			
	b Gross sales price for all assets on line 6a 472,182.				
	7 Capital gain net income (from Part IV, line 2)				
	8 Net short-term capital gain				
	9 Income modifications				
	10 a Gross sales less returns and allowances				
b Less Cost of goods sold					
c Gross profit or (loss) (attach schedule)					
11 Other income (attach schedule)					
12 Total. Add lines 1 through 11	-75,825.	14,693.			
Operating and Administrative Expenses	13 Compensation of officers, directors, trustees, etc	0.			
	14 Other employee salaries and wages				
	15 Pension plans, employee benefits				
	16a Legal fees (attach schedule)				
	b Accounting fees (attach schedule)	4,650.	2,325.		2,325.
	c Other professional fees (attach schedule) *	28,261.	28,261.		
	17 Interest				
	18 Taxes (attach schedule) (see page 14 of the instructions) **	111.	111.		
	19 Depreciation (attach schedule) and depletion				
	20 Occupancy				
	21 Travel, conferences, and meetings				
	22 Printing and publications				
	23 Other expenses (attach schedule) ATCH 5	930.	830.		100.
	24 Total operating and administrative expenses. Add lines 13 through 23	33,952.	31,527.		2,425.
	25 Contributions, gifts, grants paid	162,500.			162,500.
26 Total expenses and disbursements Add lines 24 and 25	196,452.	31,527.		164,925.	
27 Subtract line 26 from line 12.	-272,277.				
a Excess of revenue over expenses and disbursements					
b Net investment income (if negative, enter -0-)		-0-			
c Adjusted net income (if negative, enter -0-)			-0-		

RECEIVED
NOV 04 2010
467
RS-050
OGDEN, UT

SCANNED NOV 08 2010

Part II Balance Sheets		Attached schedules and amounts in the description column should be for end-of-year amounts only (See instructions)			
		Beginning of year	End of year		
		(a) Book Value	(b) Book Value	(c) Fair Market Value	
Assets	1	Cash - non-interest-bearing	1,868.	481.	481.
	2	Savings and temporary cash investments	112,515.	2,563.	2,563.
	3	Accounts receivable ▶			
		Less allowance for doubtful accounts ▶			
	4	Pledges receivable ▶			
		Less allowance for doubtful accounts ▶			
	5	Grants receivable			
	6	Receivables due from officers, directors, trustees, and other disqualified persons (attach schedule) (see page 16 of the instructions)			
	7	Other notes and loans receivable (attach schedule) ▶			
		Less allowance for doubtful accounts ▶			
	8	Inventories for sale or use			
	9	Prepaid expenses and deferred charges			
	10	a Investments - U.S. and state government obligations (attach schedule)			
		b Investments - corporate stock (attach schedule)	866,666.	716,568.	801,062.
		c Investments - corporate bonds (attach schedule)			
	11	Investments - land, buildings, and equipment basis ▶			
	Less accumulated depreciation (attach schedule) ▶				
12	Investments - mortgage loans				
13	Investments - other (attach schedule)				
14	Land, buildings, and equipment basis ▶				
	Less accumulated depreciation (attach schedule) ▶				
15	Other assets (describe ▶ ATCH 6)	764.	415.	415.	
16	Total assets (to be completed by all filers - see the instructions Also, see page 1, item I)	981,813.	720,027.	804,521.	
Liabilities	17	Accounts payable and accrued expenses			
	18	Grants payable			
	19	Deferred revenue			
	20	Loans from officers, directors, trustees, and other disqualified persons			
	21	Mortgages and other notes payable (attach schedule)			
	22	Other liabilities (describe ▶ ATCH 7)	389.	10,880.	
23	Total liabilities (add lines 17 through 22)	389.	10,880.		
Net Assets or Fund Balances	Foundations that follow SFAS 117, check here ▶ <input type="checkbox"/>				
	and complete lines 24 through 26 and lines 30 and 31.				
	24	Unrestricted			
	25	Temporarily restricted			
	26	Permanently restricted			
	Foundations that do not follow SFAS 117, check here and complete lines 27 through 31. ▶ <input checked="" type="checkbox"/>				
	27	Capital stock, trust principal, or current funds	981,424.	709,147.	
	28	Paid-in or capital surplus, or land, bldg, and equipment fund			
29	Retained earnings, accumulated income, endowment, or other funds				
30	Total net assets or fund balances (see page 17 of the instructions)	981,424.	709,147.		
31	Total liabilities and net assets/fund balances (see page 17 of the instructions)	981,813.	720,027.		

Part III Analysis of Changes in Net Assets or Fund Balances		
1	Total net assets or fund balances at beginning of year - Part II, column (a), line 30 (must agree with end-of-year figure reported on prior year's return)	1 981,424.
2	Enter amount from Part I, line 27a	2 -272,277.
3	Other increases not included in line 2 (itemize) ▶	3
4	Add lines 1, 2, and 3	4 709,147.
5	Decreases not included in line 2 (itemize) ▶	5
6	Total net assets or fund balances at end of year (line 4 minus line 5) - Part II, column (b), line 30	6 709,147.

Part IV Capital Gains and Losses for Tax on Investment Income

(a) List and describe the kind(s) of property sold (e.g., real estate, 2-story brick warehouse, or common stock, 200 shs MLC Co)		(b) How acquired P-Purchase D-Donation	(c) Date acquired (mo., day, yr.)	(d) Date sold (mo., day, yr.)	
1a SEE PART IV SCHEDULE					
b					
c					
d					
e					
(e) Gross sales price	(f) Depreciation allowed (or allowable)	(g) Cost or other basis plus expense of sale	(h) Gain or (loss) (e) plus (f) minus (g)		
a					
b					
c					
d					
e					
Complete only for assets showing gain in column (h) and owned by the foundation on 12/31/69			(l) Gains (Col (h) gain minus col (k), but not less than -0-) or Losses (from col (h))		
(i) FMV as of 12/31/69	(j) Adjusted basis as of 12/31/69	(k) Excess of col (i) over col (j), if any			
a					
b					
c					
d					
e					
2 Capital gain net income or (net capital loss)		{ If gain, also enter in Part I, line 7 If (loss), enter -0- in Part I, line 7 }		2	-90,518.
3 Net short-term capital gain or (loss) as defined in sections 1222(5) and (6) If gain, also enter in Part I, line 8, column (c) (see pages 13 and 17 of the instructions) If (loss), enter -0- in Part I, line 8		{ }		3	

Part V Qualification Under Section 4940(e) for Reduced Tax on Net Investment Income

(For optional use by domestic private foundations subject to the section 4940(a) tax on net investment income.)

If section 4940(d)(2) applies, leave this part blank.

Was the foundation liable for the section 4942 tax on the distributable amount of any year in the base period? Yes No
If "Yes," the foundation does not qualify under section 4940(e). Do not complete this part.

1 Enter the appropriate amount in each column for each year; see page 18 of the instructions before making any entries.

(a) Base period years Calendar year (or tax year beginning in)	(b) Adjusted qualifying distributions	(c) Net value of noncharitable-use assets	(d) Distribution ratio (col (b) divided by col (c))
2008	199,597.	1,174,272.	0.169975
2007	213,740.	1,572,597.	0.135915
2006	213,586.	1,592,319.	0.134135
2005	216,378.	1,699,328.	0.127332
2004	217,746.	1,835,694.	0.118618
2 Total of line 1, column (d)			2 0.685975
3 Average distribution ratio for the 5-year base period - divide the total on line 2 by 5, or by the number of years the foundation has been in existence if less than 5 years			3 0.137195
4 Enter the net value of noncharitable-use assets for 2009 from Part X, line 5			4 804,567.
5 Multiply line 4 by line 3			5 110,383.
6 Enter 1% of net investment income (1% of Part I, line 27b)			6
7 Add lines 5 and 6			7 110,383.
8 Enter qualifying distributions from Part XII, line 4 If line 8 is equal to or greater than line 7, check the box in Part VI, line 1b, and complete that part using a 1% tax rate. See the Part VI instructions on page 18			8 164,925.

Part VI Excise Tax Based on Investment Income (Section 4940(a), 4940(b), 4940(e), or 4948 - see page 18 of the instructions)

Table with 11 rows for excise tax calculations. Includes items like 'Exempt operating foundations', 'Domestic foundations that meet the section 4940(e) requirements', 'Tax under section 511', 'Credits/Payments', and 'Total credits and payments'. Total amount owed is 1,732.

Part VII-A Statements Regarding Activities

Table with 10 rows for activity statements. Includes questions like 'Did the foundation attempt to influence any national, state, or local legislation?', 'Did it spend more than \$100 during the year for political purposes?', 'Did the foundation file Form 1120-POL for this year?', 'Has the foundation engaged in any activities that have not previously been reported to the IRS?', 'Did the foundation have at least \$5,000 in assets at any time during the year?'. Includes 'Yes' and 'No' columns.

Part VII-A Statements Regarding Activities (continued)

11	At any time during the year, did the foundation, directly or indirectly, own a controlled entity within the meaning of section 512(b)(13)? If "Yes," attach schedule (see page 20 of the instructions)		X
12	Did the foundation acquire a direct or indirect interest in any applicable insurance contract before August 17, 2008?		X
13	Did the foundation comply with the public inspection requirements for its annual returns and exemption application?	X	

Website address N/A

14 The books are in care of MARCUM LLP Telephone no 212-485-5500
 Located at 750 THIRD AVENUE NEW YORK, NY ZIP + 4 10017

15 Section 4947(a)(1) nonexempt charitable trusts filing Form 990-PF in lieu of Form 1041 - Check here
 and enter the amount of tax-exempt interest received or accrued during the year 15

Part VII-B Statements Regarding Activities for Which Form 4720 May Be Required

File Form 4720 if any item is checked in the "Yes" column, unless an exception applies.

	Yes	No
1a During the year did the foundation (either directly or indirectly)		
(1) Engage in the sale or exchange, or leasing of property with a disqualified person? <input type="checkbox"/> Yes <input checked="" type="checkbox"/> No		
(2) Borrow money from, lend money to, or otherwise extend credit to (or accept it from) a disqualified person? <input type="checkbox"/> Yes <input checked="" type="checkbox"/> No		
(3) Furnish goods, services, or facilities to (or accept them from) a disqualified person? <input type="checkbox"/> Yes <input checked="" type="checkbox"/> No		
(4) Pay compensation to, or pay or reimburse the expenses of, a disqualified person? <input type="checkbox"/> Yes <input checked="" type="checkbox"/> No		
(5) Transfer any income or assets to a disqualified person (or make any of either available for the benefit or use of a disqualified person)? <input type="checkbox"/> Yes <input checked="" type="checkbox"/> No		
(6) Agree to pay money or property to a government official? (Exception. Check "No" if the foundation agreed to make a grant to or to employ the official for a period after termination of government service, if terminating within 90 days) <input type="checkbox"/> Yes <input checked="" type="checkbox"/> No		
b If any answer is "Yes" to 1a(1)-(6), did any of the acts fail to qualify under the exceptions described in Regulations section 53.4941(d)-3 or in a current notice regarding disaster assistance (see page 20 of the instructions)? <input type="checkbox"/> Organizations relying on a current notice regarding disaster assistance check here <input type="checkbox"/>	1b	
c Did the foundation engage in a prior year in any of the acts described in 1a, other than excepted acts, that were not corrected before the first day of the tax year beginning in 2009? <input type="checkbox"/>	1c	X
2 Taxes on failure to distribute income (section 4942) (does not apply for years the foundation was a private operating foundation defined in section 4942(j)(3) or 4942(j)(5))		
a At the end of tax year 2009, did the foundation have any undistributed income (lines 6d and 6e, Part XIII) for tax year(s) beginning before 2009? <input type="checkbox"/> Yes <input checked="" type="checkbox"/> No If "Yes," list the years <input type="checkbox"/>		
b Are there any years listed in 2a for which the foundation is not applying the provisions of section 4942(a)(2) (relating to incorrect valuation of assets) to the year's undistributed income? (If applying section 4942(a)(2) to all years listed, answer "No" and attach statement - see page 20 of the instructions) <input type="checkbox"/>	2b	
c If the provisions of section 4942(a)(2) are being applied to any of the years listed in 2a, list the years here <input type="checkbox"/>		
3a Did the foundation hold more than a 2% direct or indirect interest in any business enterprise at any time during the year? <input type="checkbox"/> Yes <input checked="" type="checkbox"/> No		
b If "Yes," did it have excess business holdings in 2009 as a result of (1) any purchase by the foundation or disqualified persons after May 26, 1969, (2) the lapse of the 5-year period (or longer period approved by the Commissioner under section 4943(c)(7)) to dispose of holdings acquired by gift or bequest, or (3) the lapse of the 10-, 15-, or 20-year first phase holding period? (Use Schedule C, Form 4720, to determine if the foundation had excess business holdings in 2009) <input type="checkbox"/>	3b	
4a Did the foundation invest during the year any amount in a manner that would jeopardize its charitable purposes? <input type="checkbox"/>	4a	X
b Did the foundation make any investment in a prior year (but after December 31, 1969) that could jeopardize its charitable purpose that had not been removed from jeopardy before the first day of the tax year beginning in 2009? <input type="checkbox"/>	4b	X

Part VII-B Statements Regarding Activities for Which Form 4720 May Be Required (continued)

5 a During the year did the foundation pay or incur any amount to

(1) Carry on propaganda, or otherwise attempt to influence legislation (section 4945(e))? Yes No

(2) Influence the outcome of any specific public election (see section 4955), or to carry on, directly or indirectly, any voter registration drive? Yes No

(3) Provide a grant to an individual for travel, study, or other similar purposes? Yes No

(4) Provide a grant to an organization other than a charitable, etc., organization described in section 509(a)(1), (2), or (3), or section 4940(d)(2)? (see page 22 of the instructions) Yes No

(5) Provide for any purpose other than religious, charitable, scientific, literary, or educational purposes, or for the prevention of cruelty to children or animals? Yes No

b If any answer is "Yes" to 5a(1)-(5), did any of the transactions fail to qualify under the exceptions described in Regulations section 53.4945 or in a current notice regarding disaster assistance (see page 22 of the instructions)? Yes No
 Organizations relying on a current notice regarding disaster assistance check here

c If the answer is "Yes" to question 5a(4), does the foundation claim exemption from the tax because it maintained expenditure responsibility for the grant? Yes No
 If "Yes," attach the statement required by Regulations section 53.4945-5(d)

6 a Did the foundation, during the year, receive any funds, directly or indirectly, to pay premiums on a personal benefit contract? Yes No

b Did the foundation, during the year, pay premiums, directly or indirectly, on a personal benefit contract? Yes No
 If "Yes" to 6b, file Form 8870

7 a At any time during the tax year, was the foundation a party to a prohibited tax shelter transaction? Yes No

b If yes, did the foundation receive any proceeds or have any net income attributable to the transaction? Yes No

Part VIII Information About Officers, Directors, Trustees, Foundation Managers, Highly Paid Employees, and Contractors

1 List all officers, directors, trustees, foundation managers and their compensation (see page 22 of the instructions).

(a) Name and address	(b) Title, and average hours per week devoted to position	(c) Compensation (If not paid, enter -0-)	(d) Contributions to employee benefit plans and deferred compensation	(e) Expense account, other allowances
MARY ELLIN BARRETT	PRESIDENT 1.00	0.	0.	0.
LINDA LOUISE EMMET	VICE PRES 1.00	0.	0.	0.
ELIZABETH I PETERS	TREASURER 1.00	0.	0.	0.

2 Compensation of five highest-paid employees (other than those included on line 1 - see page 23 of the instructions). If none, enter "NONE."

(a) Name and address of each employee paid more than \$50,000	(b) Title, and average hours per week devoted to position	(c) Compensation	(d) Contributions to employee benefit plans and deferred compensation	(e) Expense account, other allowances
NONE				

Total number of other employees paid over \$50,000

Part VIII Information About Officers, Directors, Trustees, Foundation Managers, Highly Paid Employees, and Contractors (continued)

3 Five highest-paid independent contractors for professional services (see page 23 of the instructions). If none, enter "NONE."

(a) Name and address of each person paid more than \$50,000	(b) Type of service	(c) Compensation
NONE		

Total number of others receiving over \$50,000 for professional services NONE

Part IX-A Summary of Direct Charitable Activities

List the foundation's four largest direct charitable activities during the tax year. Include relevant statistical information such as the number of organizations and other beneficiaries served, conferences convened, research papers produced, etc.

Expenses
1 NONE
2
3
4

Part IX-B Summary of Program-Related Investments (see page 23 of the instructions)

Describe the two largest program-related investments made by the foundation during the tax year on lines 1 and 2

Amount
1 NONE
2
All other program-related investments See page 24 of the instructions
3 NONE

Total. Add lines 1 through 3

Part X Minimum Investment Return (All domestic foundations must complete this part. Foreign foundations, see page 24 of the instructions.)

1	Fair market value of assets not used (or held for use) directly in carrying out charitable, etc., purposes:		
a	Average monthly fair market value of securities	1a	695,855.
b	Average of monthly cash balances	1b	85,025.
c	Fair market value of all other assets (see page 24 of the instructions)	1c	35,939.
d	Total (add lines 1a, b, and c)	1d	816,819.
e	Reduction claimed for blockage or other factors reported on lines 1a and 1c (attach detailed explanation)	1e	
2	Acquisition indebtedness applicable to line 1 assets	2	0.
3	Subtract line 2 from line 1d	3	816,819.
4	Cash deemed held for charitable activities. Enter 1 1/2 % of line 3 (for greater amount, see page 25 of the instructions)	4	12,252.
5	Net value of noncharitable-use assets. Subtract line 4 from line 3. Enter here and on Part V, line 4	5	804,567.
6	Minimum investment return. Enter 5% of line 5	6	40,228.

Part XI Distributable Amount (see page 25 of the instructions) (Section 4942(j)(3) and (j)(5) private operating foundations and certain foreign organizations check here and do not complete this part)

1	Minimum investment return from Part X, line 6	1	40,228.
2a	Tax on investment income for 2009 from Part VI, line 5	2a	0.
b	Income tax for 2009 (This does not include the tax from Part VI.)	2b	
c	Add lines 2a and 2b	2c	0.
3	Distributable amount before adjustments. Subtract line 2c from line 1	3	40,228.
4	Recoveries of amounts treated as qualifying distributions	4	
5	Add lines 3 and 4	5	40,228.
6	Deduction from distributable amount (see page 25 of the instructions)	6	
7	Distributable amount as adjusted. Subtract line 6 from line 5. Enter here and on Part XIII, line 1	7	40,228.

Part XII Qualifying Distributions(see page 25 of the instructions)

1	Amounts paid (including administrative expenses) to accomplish charitable, etc., purposes:		
a	Expenses, contributions, gifts, etc - total from Part I, column (d), line 26	1a	164,925.
b	Program-related investments - total from Part IX-B	1b	0.
2	Amounts paid to acquire assets used (or held for use) directly in carrying out charitable, etc., purposes	2	0.
3	Amounts set aside for specific charitable projects that satisfy the:		
a	Suitability test (prior IRS approval required)	3a	0.
b	Cash distribution test (attach the required schedule)	3b	0.
4	Qualifying distributions. Add lines 1a through 3b. Enter here and on Part V, line 8, and Part XIII, line 4	4	164,925.
5	Foundations that qualify under section 4940(e) for the reduced rate of tax on net investment income. Enter 1% of Part I, line 27b (see page 26 of the instructions)	5	
6	Adjusted qualifying distributions. Subtract line 5 from line 4	6	164,925.

Note: The amount on line 6 will be used in Part V, column (b), in subsequent years when calculating whether the foundation qualifies for the section 4940(e) reduction of tax in those years

Part XIII Undistributed Income (see page 26 of the instructions)

	(a) Corpus	(b) Years prior to 2008	(c) 2008	(d) 2009
1 Distributable amount for 2009 from Part XI, line 7				40,228.
2 Undistributed income, if any, as of the end of 2009				
a Enter amount for 2008 only				
b Total for prior years 20 07, 20 06, 20 05				
3 Excess distributions carryover, if any, to 2009				
a From 2004 127,983.				
b From 2005 136,630.				
c From 2006 135,912.				
d From 2007 138,574.				
e From 2008 140,939.				
f Total of lines 3a through e	680,038.			
4 Qualifying distributions for 2009 from Part XII, line 4 ▶ \$ 164,925.				
a Applied to 2008, but not more than line 2a				
b Applied to undistributed income of prior years (Election required - see page 26 of the instructions)				
c Treated as distributions out of corpus (Election required - see page 26 of the instructions)				
d Applied to 2009 distributable amount				40,228.
e Remaining amount distributed out of corpus	124,697.			
5 Excess distributions carryover applied to 2009 (If an amount appears in column (d), the same amount must be shown in column (a))				
6 Enter the net total of each column as indicated below:				
a Corpus Add lines 3f, 4c, and 4e Subtract line 5	804,735.			
b Prior years' undistributed income Subtract line 4b from line 2b				
c Enter the amount of prior years' undistributed income for which a notice of deficiency has been issued, or on which the section 4942(a) tax has been previously assessed.				
d Subtract line 6c from line 6b Taxable amount - see page 27 of the instructions				
e Undistributed income for 2008 Subtract line 4a from line 2a Taxable amount - see page 27 of the instructions				
f Undistributed income for 2009 Subtract lines 4d and 5 from line 1 This amount must be distributed in 2010				
7 Amounts treated as distributions out of corpus to satisfy requirements imposed by section 170(b)(1)(F) or 4942(g)(3) (see page 27 of the instructions)				
8 Excess distributions carryover from 2004 not applied on line 5 or line 7 (see page 27 of the instructions)	127,983.			
9 Excess distributions carryover to 2010. Subtract lines 7 and 8 from line 6a	676,752.			
10 Analysis of line 9				
a Excess from 2005 136,630.				
b Excess from 2006 135,912.				
c Excess from 2007 138,574.				
d Excess from 2008 140,939.				
e Excess from 2009 124,697.				

Part XIV Private Operating Foundations (see page 27 of the instructions and Part VII-A, question 9) NOT APPLICABLE

1 a If the foundation has received a ruling or determination letter that it is a private operating foundation, and the ruling is effective for 2009, enter the date of the ruling
b Check box to indicate whether the foundation is a private operating foundation described in section 4942(j)(3) or 4942(j)(5)

Table with 5 columns: (a) 2009, (b) 2008, (c) 2007, (d) 2006, (e) Total. Rows include: 2 a Enter the lesser of the adjusted net income from Part I or the minimum investment return from Part X for each year listed; b 85% of line 2a; c Qualifying distributions from Part XII, line 4 for each year listed; d Amounts included in line 2c not used directly for active conduct of exempt activities; e Qualifying distributions made directly for active conduct of exempt activities; 3 Complete 3a, b, or c for the alternative test relied upon; a "Assets" alternative test; b "Endowment" alternative test; c "Support" alternative test.

Part XV Supplementary Information (Complete this part only if the foundation had \$5,000 or more in assets at any time during the year - see page 28 of the instructions.)

1 Information Regarding Foundation Managers:
a List any managers of the foundation who have contributed more than 2% of the total contributions received by the foundation before the close of any tax year (but only if they have contributed more than \$5,000) (See section 507(d)(2))
N/A

b List any managers of the foundation who own 10% or more of the stock of a corporation (or an equally large portion of the ownership of a partnership or other entity) of which the foundation has a 10% or greater interest
N/A

2 Information Regarding Contribution, Grant, Gift, Loan, Scholarship, etc., Programs:
Check here [X] if the foundation only makes contributions to preselected charitable organizations and does not accept unsolicited requests for funds. If the foundation makes gifts, grants, etc. (see page 28 of the instructions) to individuals or organizations under other conditions, complete items 2a, b, c, and d

a The name, address, and telephone number of the person to whom applications should be addressed:

b The form in which applications should be submitted and information and materials they should include

c Any submission deadlines:

d Any restrictions or limitations on awards, such as by geographical areas, charitable fields, kinds of institutions, or other factors:

Part XV Supplementary Information (continued)

3 Grants and Contributions Paid During the Year or Approved for Future Payment

Recipient Name and address (home or business)	If recipient is an individual, show any relationship to any foundation manager or substantial contributor	Foundation status of recipient	Purpose of grant or contribution	Amount
<p>a <i>Paid during the year</i></p> <p>ATTACHMENT 8</p>				
Total ▶ 3a				162,500.
<p>b <i>Approved for future payment</i></p>				
Total ▶ 3b				

Part XVII Information Regarding Transfers To and Transactions and Relationships With Noncharitable Exempt Organizations

- 1 Did the organization directly or indirectly engage in any of the following with any other organization described in section 501(c) of the Code... a Transfers from the reporting foundation to a noncharitable exempt organization of (1) Cash (2) Other assets b Other transactions (1) Sales of assets to a noncharitable exempt organization (2) Purchases of assets from a noncharitable exempt organization (3) Rental of facilities, equipment, or other assets (4) Reimbursement arrangements (5) Loans or loan guarantees (6) Performance of services or membership or fundraising solicitations c Sharing of facilities, equipment, mailing lists, other assets, or paid employees d If the answer to any of the above is "Yes," complete the following schedule...

Table with 4 columns: (a) Line no, (b) Amount involved, (c) Name of noncharitable exempt organization, (d) Description of transfers, transactions, and sharing arrangements. Row 1 contains N/A.

2a Is the foundation directly or indirectly affiliated with, or related to, one or more tax-exempt organizations described in section 501(c) of the Code (other than section 501(c)(3)) or in section 527? Yes No

b If "Yes," complete the following schedule

Table with 3 columns: (a) Name of organization, (b) Type of organization, (c) Description of relationship.

Under penalties of perjury, I declare that I have examined this return, including accompanying schedules and statements, and to the best of my knowledge and belief, it is true, correct, and complete Declaration of preparer (other than taxpayer or fiduciary) is based on all information of which preparer has any knowledge

Signature of officer or trustee: Elizabeth J. Peters Date: 10/31/10 Title: JR6AG.

Sign Here

Preparer's signature: [Signature] Date: 10/31/10 Check if self-employed: [] Preparer's identifying number: P00166170 Firm's name: MARCUM LLP 750 THIRD AVENUE NEW YORK, NY 10017 EIN: 11-1986323 Phone no: 212-485-5500

- If you are filing for an **Additional (Not Automatic) 3-Month Extension**, complete only Part II and check this box **X**
- Note. Only complete Part II if you have already been granted an automatic 3-month extension on a previously filed Form 8868.
- If you are filing for an **Automatic 3-Month Extension**, complete only Part I (on page 1).

Part II Additional (Not Automatic) 3-Month Extension of Time. Only file the original (no copies needed).

Type or print File by the extended due date for filing the return See instructions	Name of Exempt Organization IRVING BERLIN CHARITABLE FUND, C/O MARCUM LLP	Employer identification number 13-6092592
	Number, street, and room or suite no. If a P.O. box, see instructions. 750 THIRD AVENUE, 11TH FLOOR	For IRS use only
	City, town or post office, state, and ZIP code. For a foreign address, see instructions. NEW YORK, NY 10017	

Check type of return to be filed (File a separate application for each return):

<input type="checkbox"/> Form 990	<input checked="" type="checkbox"/> Form 990-PF	<input type="checkbox"/> Form 1041-A	<input type="checkbox"/> Form 6069
<input type="checkbox"/> Form 990-BL	<input type="checkbox"/> Form 990-T (sec. 401(a) or 408(a) trust)	<input type="checkbox"/> Form 4720	<input type="checkbox"/> Form 8870
<input type="checkbox"/> Form 990-EZ	<input type="checkbox"/> Form 990-T (trust other than above)	<input type="checkbox"/> Form 5227	

STOP! Do not complete Part II if you were not already granted an automatic 3-month extension on a previously filed Form 8868.




- The books are in the care of **MARCUM LLP**
Telephone No. **212 485-5500** FAX No. **212 485-5501**
- If the organization does not have an office or place of business in the United States, check this box
- If this is for a Group Return, enter the organization's four digit Group Exemption Number (GEN) _____ . If this is for the whole group, check this box . If it is for part of the group, check this box and attach a list with the names and EINs of all members the extension is for.

- I request an additional 3-month extension of time until 11/15/2010
- For calendar year 2009, or other tax year beginning _____, and ending _____
- If this tax year is for less than 12 months, check reason: Initial return Final return Change in accounting period
- State in detail why you need the extension ALL INFORMATION REQUIRED TO FILE A COMPLETE AND ACCURATE RETURN IS NOT YET AVAILABLE.

8a If this application is for Form 990-BL, 990-PF, 990-T, 4720, or 6069, enter the tentative tax, less any nonrefundable credits. See instructions.	8a \$	0.
b If this application is for Form 990-PF, 990-T, 4720, or 6069, enter any refundable credits and estimated tax payments made. Include any prior year overpayment allowed as a credit and any amount paid previously with Form 8868.	8b \$	1,732.
c Balance Due. Subtract line 8b from line 8a. Include your payment with this form, or, if required, deposit with FTD coupon or, if required, by using EFTPS (Electronic Federal Tax Payment System). See instructions.	8c \$	

Signature and Verification

Under penalties of perjury, I declare that I have examined this form, including accompanying schedules and statements, and to the best of my knowledge and belief, it is true, correct, and complete and that I am authorized to prepare this form.

Signature 	Title 	Date 
MARCUM LLP 750 THIRD AVENUE NEW YORK, NY 10017		

Application for Extension of Time To File an Exempt Organization Return

▶ File a separate application for each return.

- If you are filing for an **Automatic 3-Month Extension**, complete only **Part I** and check this box **X**
 - If you are filing for an **Additional (Not Automatic) 3-Month Extension**, complete only **Part II** (on page 2 of this form).
- Do not complete Part II unless you have already been granted an automatic 3-month extension on a previously filed Form 8868.**

Part I Automatic 3-Month Extension of Time. Only submit original (no copies needed).

A corporation required to file Form 990-T and requesting an automatic 6-month extension - check this box and complete Part I only

All other corporations (including 1120-C filers), partnerships, REMICs, and trusts must use Form 7004 to request an extension of time to file income tax returns

Electronic Filing (e-file). Generally, you can electronically file Form 8868 if you want a 3-month automatic extension of time to file one of the returns noted below (6 months for a corporation required to file Form 990-T). However, you cannot file Form 8868 electronically if (1) you want the additional (not automatic) 3-month extension or (2) you file Forms 990-BL, 6069, or 8870, group returns, or a composite or consolidated Form 990-T. Instead, you must submit the fully completed and signed page 2 (Part II) of Form 8868. For more details on the electronic filing of this form, visit www.irs.gov/efile and click on **e-file for Charities & Nonprofits**.

Type or print	Name of Exempt Organization	IRVING BERLIN CHARITABLE FUND, INC.	Employer identification number	13-6092592
	C/O MARCUM LLP			
	Number, street, and room or suite no. If a P.O. box, see instructions. 750 THIRD AVENUE, 11TH FLOOR			
File by the due date for filing your return. See instructions	City, town or post office, state, and ZIP code. For a foreign address, see instructions. NEW YORK, NY 10017			

Check type of return to be filed (file a separate application for each return):

- | | | |
|---|---|------------------------------------|
| <input type="checkbox"/> Form 990 | <input type="checkbox"/> Form 990-T (corporation) | <input type="checkbox"/> Form 4720 |
| <input type="checkbox"/> Form 990-BL | <input type="checkbox"/> Form 990-T (sec. 401(a) or 408(a) trust) | <input type="checkbox"/> Form 5227 |
| <input type="checkbox"/> Form 990-EZ | <input type="checkbox"/> Form 990-T (trust other than above) | <input type="checkbox"/> Form 6069 |
| <input checked="" type="checkbox"/> Form 990-PF | <input type="checkbox"/> Form 1041-A | <input type="checkbox"/> Form 8870 |

• The books are in the care of ▶ MARCUM LLP

Telephone No. ▶ 212 485-5500 FAX No ▶ 212 485-5501

- If the organization does not have an office or place of business in the United States, check this box
- If this is for a Group Return, enter the organization's four digit Group Exemption Number (GEN) _____ . If this is for the whole group, check this box . If it is for part of the group, check this box and attach a list with the names and EINs of all members the extension will cover.

1 I request an automatic 3-month (6 months for a corporation required to file Form 990-T) extension of time until 08/15 2010 to file the exempt organization return for the organization named above. The extension is for the organization's return for:

- ▶ calendar year 2009 or
- ▶ tax year beginning _____, and ending _____

2 If this tax year is for less than 12 months, check reason: Initial return Final return Change in accounting period

3a If this application is for Form 990-BL, 990-PF, 990-T, 4720, or 6069, enter the tentative tax, less any nonrefundable credits. See instructions	3a	\$	0.
b If this application is for Form 990-PF or 990-T, enter any refundable credits and estimated tax payments made. Include any prior year overpayment allowed as a credit.	3b	\$	1,732.
c Balance Due. Subtract line 3b from line 3a. Include your payment with this form, or, if required, deposit with FTD coupon or, if required, by using EFTPS (Electronic Federal Tax Payment System). See instructions.	3c	\$	

Caution. If you are going to make an electronic fund withdrawal with this Form 8868, see Form 8453-EO and Form 8879-EO for payment instructions.

For Privacy Act and Paperwork Reduction Act Notice, see instructions.

**FORM 990-PF - PART IV
CAPITAL GAINS AND LOSSES FOR TAX ON INVESTMENT INCOME**

Kind of Property		Description				P or D	Date acquired	Date sold
Gross sale price less expenses of sale	Depreciation allowed/ allowable	Cost or other basis	FMV as of 12/31/69	Adj basis as of 12/31/69	Excess of FMV over adj basis		Gain or (loss)	
301,558.		PER SCHEDULE ATTACHED 375,149.					-73,591.	
170,624.		PER SCHEDULE ATTACHED 187,551.					-16,927.	
TOTAL GAIN (LOSS)							<u>-90,518.</u>	

ATTACHMENT 1

FORM 990PF, PART I - INTEREST ON TEMPORARY CASH INVESTMENTS

<u>DESCRIPTION</u>	<u>REVENUE AND EXPENSES PER BOOKS</u>	<u>NET INVESTMENT INCOME</u>
JP MORGAN-NOMINEE	89.	89.
TOTAL	<u>89.</u>	<u>89.</u>

ATTACHMENT 2

FORM 990PF, PART I - DIVIDENDS AND INTEREST FROM SECURITIES

<u>DESCRIPTION</u>	<u>REVENUE AND EXPENSES PER BOOKS</u>	<u>NET INVESTMENT INCOME</u>
JP MORGAN-NOMINEE	14,604.	14,604.
TOTAL	<u>14,604.</u>	<u>14,604.</u>

FORM 990PF, PART I - OTHER PROFESSIONAL FEES

<u>DESCRIPTION</u>	<u>REVENUE AND EXPENSES PER BOOKS</u>	<u>NET INVESTMENT INCOME</u>
INVESTMENT ADVISORY FEES & EXP	28,261.	28,261.
TOTALS	<u>28,261.</u>	<u>28,261.</u>

ATTACHMENT 4

FORM 990PF, PART I - TAXES

<u>DESCRIPTION</u>	<u>REVENUE AND EXPENSES PER BOOKS</u>	<u>NET INVESTMENT INCOME</u>
FOREIGN TAXES	111.	111.
TOTALS	<u>111.</u>	<u>111.</u>

ATTACHMENT 5

FORM 990PF, PART I - OTHER EXPENSES

<u>DESCRIPTION</u>	REVENUE AND EXPENSES PER BOOKS	NET INVESTMENT INCOME	CHARITABLE PURPOSES
FILING FEE	100.	0.	100.
CUSTODIAN FEE	115.	115.	
MISC EXPENSES	715.	715.	
TOTALS	<u>930.</u>	<u>830.</u>	<u>100.</u>

IRVING BERLIN CHARITABLE FUND, INC.
FORM 990PF, PART II - OTHER ASSETS

13-6092592

ATTACHMENT 6

<u>DESCRIPTION</u>	<u>ENDING BOOK VALUE</u>	<u>ENDING FMV</u>
INTEREST RECEIVABLE	415.	415.
TOTALS	<u>415.</u>	<u>415.</u>

IRVING BERLIN CHARITABLE FUND, INC.

13-6092592

FORM 990PF, PART II - OTHER LIABILITIES

ATTACHMENT 7

<u>DESCRIPTION</u>	<u>ENDING BOOK VALUE</u>
DUE TO IRVING BERLIN INCOME & EXPENSE ACCOUNT	10,880.
TOTALS	<u>10,880.</u>

FORM 990E, PART XV - GRANTS AND CONTRIBUTIONS PAID DURING THE YEAR

ATTACHMENT 8

RELATIONSHIP TO SUBSTANTIAL CONTRIBUTOR
AND
FOUNDATION STATUS OF RECIPIENT

RECIPIENT NAME AND ADDRESS

PURPOSE OF GRANT OR CONTRIBUTION

AMOUNT

NONE

EXEMPT

JULLIARD SCHOOL
60 LINCOLN CENTER PLAZA
NEW YORK, NY 10023

15,000.

LITERARY OR EDUCATIONAL PURPOSES

NONE

EXEMPT

LINCOLN CENTER THEATRE
150 WEST 65TH STREET
NEW YORK, NY 10023

54,000

FUND FOR RELIGIOUS, CHARITABLE

NONE

EXEMPT

CATHOLIC RELIEF SERVICES
NEW YORK, N.Y.

2,000

LITERARY OR EDUCATIONAL PURPOSES

NONE

EXEMPT

METROPOLITAN OPERA GUILD
NEW YORK, N.Y.

5,000.

EXEMPT ORGANIZATION UNDER IRC SEC 501(C)(3).

NONE

EXEMPT

BARNARD COLLEGE
NEW YORK, N.Y.

5,000.

EXEMPT ORGANIZATION UNDER IRC SEC 501(C)(3).

NONE

EXEMPT

THE INTERFAITH CENTER OF NEW YORK
475 RIVERSIDE DRIVE
NEW YORK, NY 10115

8,000.

FUND FOR RELIGIOUS, CHARITABLE

FORM 990-BE, PART XV - GRANTS AND CONTRIBUTIONS PAID DURING THE YEAR

ATTACHMENT 8 (CONT'D)

RECIPIENT NAME AND ADDRESS	RELATIONSHIP TO SUBSTANTIAL CONTRIBUTOR AND FOUNDATION STATUS OF RECIPIENT	PURPOSE OF GRANT OR CONTRIBUTION	AMOUNT
CHILDRENS TUMOR FOUNDATION 95 PINE STREET NEW YORK, NY 10005	NONE EXEMPT	LITERARY OR EDUCATIONAL PURPOSES	50,000
BEAVERKILL VALLEY FIRE DEPT LEW BEACH N.Y.	NONE EXEMPT	EXEMPT ORGANIZATION UNDER IRC SEC 501(C)(3).	2,500.
UNITED JEWISH APPEAL NEW YORK, N.Y.	NONE EXEMPT	LITERARY OR EDUCATIONAL PURPOSES	1,500
WNET 450 WEST 33RD STREET NEW YORK, NY 10001	NONE EXEMPT	LITERARY OR EDUCATIONAL PURPOSES	1,500.
UPPER CATSKILLS COMMUNITY OF ART ONEONTA, N.Y.	NONE EXEMPT	LITERARY OR EDUCATIONAL PURPOSES	2,000
THE ASCAP FOUNDATION ONE LINCOLN PLAZA NEW YORK, NY 10023	NONE EXEMPT	LITERARY OR EDUCATIONAL PURPOSES	10,000.

FORM 990EF, PART XV - GRANTS AND CONTRIBUTIONS PAID DURING THE YEAR

ATTACHMENT 8 (CONT'D)

<u>RECIPIENT NAME AND ADDRESS</u>	<u>RELATIONSHIP TO SUBSTANTIAL CONTRIBUTOR AND FOUNDATION STATUS OF RECIPIENT</u>	<u>PURPOSE OF GRANT OR CONTRIBUTION</u>	<u>AMOUNT</u>
THE ORDER OF ST JOHN 150 EAST 55TH STREET NEW YORK, NY 10022	NONE EXEMPT	LITERARY OR EDUCATIONAL PURPOSES	1,000.
SAINTE BARTHOLOMEW'S CHURCH NEW YORK, NY	NONE EXEMPT	FUND FOR RELIGIOUS, CHARITABLE	
BREARLY SCHOOL 610 EAST 83RD STREET NEW YORK, NY 10028	NONE EXEMPT	LITERARY OR EDUCATIONAL PURPOSES	5,000.

TOTAL CONTRIBUTIONS PAID 1,62,500



IRVING BERLIN CHARITABLE FUND INC
 Account Number: A 21258-00-8

Capital Gain and Loss Schedule

Transactions

Note: **S** indicates Short Term Realized Gain/Loss
L indicates Long Term Realized Gain/Loss
F indicates Foreign Exchange Gain/Loss
 on Capital Transactions
O indicates Ordinary Income Gain

Security Description	Units	Acq Date	Sold Date	Net Proceeds	Tax Cost	Total Gain/Loss
CABLETRON SYSTEM INC REPRESENTS PRO RATA SHARE OF THE NET SETTLEMENT FROM THE CABLETRON SYSTEM INC CLASS ACTION. DUE A21258008 IRVING BERLIN CHARITABLE	0.000	00/00/00	00/00/00	142.42	.00	L 142.42
BRISTOL MYERS SQUIBB CO @ 22.3744 559.36 BROKERAGE 0.75 TAX &/OR SEC .01 MERRILL LYNCH PIERCE FENNER & SMIT	25.000	07/09/08	01/06/09	558.60	539.25	S 19.35
BRISTOL MYERS SQUIBB CO @ 21.9742 549.36 BROKERAGE 0.75 TAX &/OR SEC .01 BANC OF AMERICA SEC LLC	25.000	07/09/08	01/13/09	548.60	539.25	S 9.35

IRVING BERLIN CHARITABLE FUND INC
 Account Number: A 21258-00-8

Capital Gain and Loss Schedule

Transactions

Note: S indicates Short Term Realized Gain/Loss
 L indicates Long Term Realized Gain/Loss
 F indicates Foreign Exchange Gain/Loss
 on Capital Transactions
 O indicates Ordinary Income Gain



05440700110310045027
 05540700450010012227

Security Description	Units	Acq Date	Sold Date	Net Proceeds	Tax Cost	Total Gain/Loss
PHILIP MORRIS INTERNATIONAL @ 42.336 1,058.40	25.000	12/01/05	01/13/09	1,057.64	958.16	L 99.48
BROKERAGE 0.75						
TAX &/OR SEC .01						
BANC OF AMERICA SEC LLC						
JOHNSON CONTROLS INC @ 16.8093 420.23	25.000	09/12/06	01/14/09	419.47	592.50	L -173.03
BROKERAGE 0.75						
TAX &/OR SEC .01						
MORGAN KEEGAN & CO INC						
YUM BRANDS INC @ 28.6568 716.42	25.000	01/09/08	01/14/09	715.66	927.07	L -211.41
BROKERAGE 0.75						
TAX &/OR SEC .01						
OPPENHEIMER & CO. INC.						

Capital Gain and Loss Schedule

Transactions

Note: **S** indicates Short Term Realized Gain/Loss
L indicates Long Term Realized Gain/Loss
F indicates Foreign Exchange Gain/Loss
 on Capital Transactions
O indicates Ordinary Income Gain

Security Description	Units	Acq Date	Sold Date	Net Proceeds	Tax Cost	Total Gain/Loss
APPLE INC. @ 80.8975	10.000	01/08/08	01/15/09	808.67	1,817.00	L -1,008.33
BROKERAGE						
TAX &/OR SEC						
PIPER JAFFRAY & CO.						
NEWS CORP INC CL A	175.000	08/29/07	01/15/09	1,400.39	3,730.68	L -2,330.29
@ 8.0323						
BROKERAGE						
TAX &/OR SEC						
AT&T INC @ 25.12	25.000	01/10/08	01/16/09	627.49	971.38	L -343.89
BROKERAGE						
TAX &/OR SEC						
J.P. MORGAN SECURITIES INC.						

IRVING BERLIN CHARITABLE FUND INC
 Account Number: A 21258-00-8

Capital Gain and Loss Schedule

Transactions

Note: **S** indicates Short Term Realized Gain/Loss
L indicates Long Term Realized Gain/Loss
F indicates Foreign Exchange Gain/Loss
 on Capital Transactions
O indicates Ordinary Income Gain

Security Description	Units	Acq Date	Sold Date	Net Proceeds	Tax Cost	Total Gain/Loss
STAPLES INC	25.000	08/19/08	01/16/09	431.99	578.98	S -146.99
@ 17.30						
BROKERAGE	0.50					
TAX &/OR SEC	.01					
J.P. MORGAN SECURITIES INC.						
TD AMERITRADE HOLDING CORPORATION	50.000	04/18/07	01/16/09	640.99	783.10	L -142.11
@ 12.84						
BROKERAGE	1.00					
TAX &/OR SEC	.01					
J.P. MORGAN SECURITIES INC.						
UNITED TECHNOLOGIES CORP	25.000	03/18/03	01/16/09	1,257.49	769.64	L 487.85
@ 50.32						
BROKERAGE	0.50					
TAX &/OR SEC	.01					
J.P. MORGAN SECURITIES INC.						

IRVING BERLIN CHARITABLE FUND INC
Account Number: A 21258-00-8

Capital Gain and Loss Schedule

Transactions

Note: S indicates Short Term Realized Gain/Loss
L indicates Long Term Realized Gain/Loss
F indicates Foreign Exchange Gain/Loss
on Capital Transactions
O indicates Ordinary Income Gain



Security Description	Units	Acq Date	Sold Date	Net Proceeds	Tax Cost	Total Gain/Loss
URBAN OUTFITTERS INC @ 15.91 397.75	25.000	01/14/09	01/16/09	397.24	360.97	S 36.27
BROKERAGE 0.50						
TAX &/OR SEC .01						
J.P. MORGAN SECURITIES INC.						
VERIZON COMMUNICATIONS INC @ 29.92 748.00	25.000	12/18/06	01/16/09	747.49	911.09	L -163.60
BROKERAGE 0.50						
TAX &/OR SEC .01						
J.P. MORGAN SECURITIES INC.						
WELLS FARGO & CO @ 17.97 898.50	50.000	08/13/07	01/16/09	897.50	1,800.08	L -902.58
BROKERAGE 1.00						
TAX &/OR SEC .01						
J.P. MORGAN SECURITIES INC.						



IRVING BERLIN CHARITABLE FUND INC

Account Number: A 21258-00-8

Capital Gain and Loss Schedule

Transactions

Note: **S** indicates Short Term Realized Gain/Loss
L indicates Long Term Realized Gain/Loss
F indicates Foreign Exchange Gain/Loss on Capital Transactions
O indicates Ordinary Income Gain

Security Description	Units	Acq Date	Sold Date	Net Proceeds	Tax Cost	Total Gain/Loss
XTO ENERGY CORP @ 35.09 877.25	25,000	01/03/08	01/16/09	876.74	1,336.75	L -460.01
BROKERAGE 0.50						
TAX &/OR SEC .01						
J.P. MORGAN SECURITIES INC.						
XLINX CORP @ 16.30 407.50	25,000	11/09/07	01/16/09	406.99	581.29	L -174.30
BROKERAGE 0.50						
TAX &/OR SEC .01						
J.P. MORGAN SECURITIES INC.						
YAHOO INC @ 11.84 582.00	50,000	08/15/07	01/16/09	580.99	1,191.24	L -610.25
BROKERAGE 1.00						
TAX &/OR SEC .01						
J.P. MORGAN SECURITIES INC.						



Capital Gain and Loss Schedule

Transactions

Note: S indicates Short Term Realized Gain/Loss
L indicates Long Term Realized Gain/Loss
F indicates Foreign Exchange Gain/Loss
on Capital Transactions
O indicates Ordinary Income Gain

Security Description	Units	Acq Date	Sold Date	Net Proceeds	Tax Cost	Total Gain/Loss
YUM BRANDS INC @ 29.73 743.25 BROKERAGE 0.50 TAX & OR SEC .01 J.P. MORGAN SECURITIES INC.	25.000	01/09/08	01/16/09	742.74	927.06	L -184.32
COLGATE PALMOLIVE CO @ 63.1733 1,579.33 BROKERAGE 0.75 TAX & OR SEC .01 NATIONAL FINL SVCS CORP	25.000	01/09/08	01/20/09	1,578.57	2,032.35	L -453.78
AFLAC INC @ 35.4144 885.36 BROKERAGE 0.75 TAX & OR SEC .01 CREDIT SUISSE FIRST BOSTON LLC	25.000	01/03/08	01/21/09	884.60	1,578.76	L -694.16



Irving Berlin Charitable Fund

IRVING BERLIN CHARITABLE FUND INC
Account Number: A 21258-00-8

Capital Gain and Loss Schedule

Transactions

Note: **S** indicates Short Term Realized Gain/Loss
L indicates Long Term Realized Gain/Loss
F indicates Foreign Exchange Gain/Loss
on Capital Transactions
O indicates Ordinary Income Gain

Security Description	Units	Acq Date	Sold Date	Net Proceeds	Tax Cost	Total Gain/Loss
PHILIP MORRIS INTERNATIONAL	25.000	12/01/05	01/16/09	1,052.49	958.15	L 94.34
@ 42.12						
BROKERAGE						
TAX &/OR SEC						
J.P. MORGAN SECURITIES INC.						
PRAXAIR INC	25.000	10/19/05	01/16/09	1,543.24	1,155.16	L 388.08
@ 61.75						
BROKERAGE						
TAX &/OR SEC						
J.P. MORGAN SECURITIES INC.						
ADVANCED AUTO PARTS INC	25.000	01/07/08	01/21/09	779.40	897.21	L -117.81
@ 31.2063						
BROKERAGE						
TAX &/OR SEC						
GOLDMAN SACHS & CO.						

IRVING BERLIN CHARITABLE FUND INC
Account Number: A 21258-00-8

Capital Gain and Loss Schedule

Transactions

Note: S indicates Short Term Realized Gain/Loss
L indicates Long Term Realized Gain/Loss
F indicates Foreign Exchange Gain/Loss
on Capital Transactions
O indicates Ordinary Income Gain



Security Description	Units	Acq Date	Sold Date	Net Proceeds	Tax Cost	Total Gain/Loss
BAKER HUGHES INC	50.000	07/18/08	01/23/09	1,534.42	3,643.28	S -2,108.86
@ 30.7184						
BROKERAGE						
TAX &/OR SEC						
FRIEDMAN BILLINGS & RAMSEY						
COLGATE PALMOLIVE CO	10.000	01/09/08	01/23/09	607.04	812.94	L -205.90
@ 60.7345						
BROKERAGE						
TAX &/OR SEC						
BMO NESBITT BURNS CORP						
DANAHER CORP	25.000	01/04/08	01/26/09	1,392.91	2,144.22	L -751.31
@ 55.7467						
BROKERAGE						
TAX &/OR SEC						
LAZARD FRERES & CO.						

Capital Gain and Loss Schedule

Transactions

Note: **S** indicates Short Term Realized Gain/Loss
L indicates Long Term Realized Gain/Loss
F indicates Foreign Exchange Gain/Loss
 on Capital Transactions
O indicates Ordinary Income Gain

Security Description	Units	Acq Date	Sold Date	Net Proceeds	Tax Cost	Total Gain/Loss
XTO ENERGY CORP @ 36.7858	25.000	01/03/08	01/27/09	918.89	1,336.75	L -417.86
BROKERAGE						
TAX &/OR SEC						
BARCLAYS CAPITAL INC./LE						
AT&T INC. @ 25.3715	25.000	01/10/08	01/28/09	633.53	971.38	L -337.85
BROKERAGE						
TAX &/OR SEC						
KING C L & ASSOCIATES INC						
EXXON MOBIL CORP @ 78.4601	10.000	09/17/96	01/28/09	784.29	212.61	L 571.68
BROKERAGE						
TAX &/OR SEC						
PERSHING & COMPANY						

IRVING BERLIN CHARITABLE FUND INC
 Account Number: A 21258-00-8

Capital Gain and Loss Schedule

Transactions

Note: S indicates Short Term Realized Gain/Loss
 L indicates Long Term Realized Gain/Loss
 F indicates Foreign Exchange Gain/Loss
 on Capital Transactions
 O indicates Ordinary Income Gain



05440700110310045036
 05540700450010012236

Security Description	Units	Acq Date	Sold Date	Net Proceeds	Tax Cost	Total Gain/Loss
SCHERING- PLOUGH CORP @ 18.6307	25.000	10/22/07	01/28/09	465.01	715.36	L -250.35
BROKERAGE						
TAX &/OR SEC						
CITIGROUP GLOBAL MKTS INC						
CISCO SYSTEMS INC @ 16.1494	25.000	03/02/07	01/29/09	402.98	642.52	L -239.54
BROKERAGE						
TAX &/OR SEC						
CITIGROUP GLOBAL MKTS INC	50.000	07/29/08	01/29/09	805.97	1,118.52	S -312.55
ADVANCED AUTO PARTS INC @ 33.37	25.000	01/07/08	02/04/09	833.74	897.21	L -63.47
BROKERAGE						
TAX &/OR SEC						
KNIGHT SECURITIES BROADCORT CAP						



IRVING BERLIN CHARITABLE FUND INC
 Account Number: A 21258-00-8

Capital Gain and Loss Schedule

Transactions

Note: **S** indicates Short Term Realized Gain/Loss
L indicates Long Term Realized Gain/Loss
F indicates Foreign Exchange Gain/Loss
 on Capital Transactions
O indicates Ordinary Income Gain

Security Description	Units	Acq Date	Sold Date	Net Proceeds	Tax Cost	Total Gain/Loss
MARATHON OIL CORP	25.000	02/22/08	02/05/09	677.25	1,265.64	S -588.39
@ 27.1202						
BROKERAGE						
TAX &/OR SEC						
LABRANCHE FINANCIAL SERVICES LLC						
ABBOTT LABORATORIES	25.000	08/01/07	02/06/09	1,424.24	1,269.05	L 155.19
@ 57.00						
BROKERAGE						
TAX &/OR SEC						
NATIONAL FINL SVCS CORP						
C R BARD INC	10.000	01/03/08	02/06/09	866.63	938.39	L -71.76
@ 86.6938						
BROKERAGE						
TAX &/OR SEC						
LEERINK SWANN AND COMPANY						

IRVING BERLIN CHARITABLE FUND INC
 Account Number: A 21258-00-8



Capital Gain and Loss Schedule

Transactions

Note: S indicates Short Term Realized Gain/Loss
 L indicates Long Term Realized Gain/Loss
 F indicates Foreign Exchange Gain/Loss
 on Capital Transactions
 O indicates Ordinary Income Gain

Security Description	Units	Acq Date	Sold Date	Net Proceeds	Tax Cost	Total Gain/Loss
PEPSICO INC @ 53.3859	25.000	01/09/08	02/06/09	1,333.89	1,972.82	L -638.93
BROKERAGE						
TAX &/OR SEC						
CREDIT SUISSE FIRST BOSTON LLC						
ECOLAB INC @ 35.3599	25.000	11/25/08	02/09/09	883.24	874.59	S 8.65
BROKERAGE						
TAX &/OR SEC						
UBS SECURITIES LLC						
A T & T CORP REPRESENTS PRO RATA SHARE OF THE NET SETTLEMENT FROM THE A T & T CORP CLASS ACTION. DUE A21258008 IRVING BERLIN CHARITABLE FUND INC	0.000	00/00/00	00/00/00	30.73	.00	L 30.73



IRVING BERLIN CHARITABLE FUND INC
Account Number: A 21258-00-8

Capital Gain and Loss Schedule -

Transactions

Note: **S** indicates Short Term Realized Gain/Loss
L indicates Long Term Realized Gain/Loss
F indicates Foreign Exchange Gain/Loss on Capital Transactions
O indicates Ordinary Income Gain

Security Description	Units	Acq Date	Sold Date	Net Proceeds	Tax Cost	Total Gain/Loss
BANK OF NEW YORK MELLON CORP @ 23.3426	50.000	01/08/08	02/17/09	1,165.62	2,438.92	L -1,273.30
BROKERAGE						
TAX &/OR SEC						
CREDIT SUISSE FIRST BOSTON LLC						
AMERIPRISE FINANCIAL INC @ 18.23	25.000	01/04/08	02/18/09	455.24	1,351.54	L -896.30
BROKERAGE						
TAX &/OR SEC						
LIQUIDNET INC						
BRISTOL MYERS SQUIBB CO @ 20.8699	25.000	06/26/08	02/18/09	520.99	496.85	S 24.14
BROKERAGE						
TAX &/OR SEC						
CITIGROUP GLOBAL MKTS INC						
DODGE & COX INTERNATIONAL STOCK	423.720	08/29/07	02/20/09	7,500.00	19,737.30	L -12,237.30

IRVING BERLIN CHARITABLE FUND INC
 Account Number: A 21258-00-8




05440700110310045038
 05540700450010012238

Capital Gain and Loss Schedule

Transactions

Note: S indicates Short Term Realized Gain/Loss
 L indicates Long Term Realized Gain/Loss
 F indicates Foreign Exchange Gain/Loss
 on Capital Transactions
 O Indicates Ordinary Income Gain

Security Description	Units	Acq Date	Sold Date	Net Proceeds	Tax Cost	Total Gain/Loss
MERCK & CO INC @ 28.3417	75.000	01/26/07	02/18/09	2,123.37	3,450.48	L -1,327.11
BROKERAGE						
TAX &/OR SEC						
LEERINK SWANN AND COMPANY						
XTO ENERGY CORP @ 32.0705	25.000	01/03/08	02/19/09	801.00	1,336.75	L -535.75
BROKERAGE						
TAX &/OR SEC						
BAPCLAYS CAPITAL INC/LE						
NEWS CORP INC CL A	125.000	11/13/07	02/20/09	753.77	2,601.10	L -1,847.33
@ 6.0602	100.000	04/14/08	02/20/09	603.02	1,759.59	S -1,156.57
BROKERAGE						
TAX &/OR SEC						



IRVING BERLIN CHARITABLE FUND INC
Account Number: A 21258-00-8

Capital Gain and Loss Schedule

Transactions

Note: **S** indicates Short Term Realized Gain/Loss
L indicates Long Term Realized Gain/Loss
F indicates Foreign Exchange Gain/Loss
on Capital Transactions
O indicates Ordinary Income Gain

Security Description	Units	Acq Date	Sold Date	Net Proceeds	Tax Cost	Total Gain/Loss
SPDR TRUST SERIES 1	500.000	07/22/08	02/20/09	38,565.28	63,125.15	S -24,559.87
@ 77.161						
BROKERAGE						
TAX &/OR SEC						
CREDIT SUISSE FIRST BOSTON LLC						
AFLAC INC	25.000	01/03/08	02/23/09	410.52	1,578.75	L -1,168.23
@ 16.441						
BROKERAGE						
TAX &/OR SEC						
LIQUIDNET INC						
GENERAL ELECTRIC CO	50.000	02/22/99	02/27/09	433.01	1,727.31	L -1,294.30
@ 8.6904						
BROKERAGE						
TAX &/OR SEC						
LABRANCHE FINANCIAL SERVICES LLC						

IRVING BERLIN CHARITABLE FUND INC
Account Number: A 21258-00-8

Capital Gain and Loss Schedule

Transactions

Note: S indicates Short Term Realized Gain/Loss
L indicates Long Term Realized Gain/Loss
F indicates Foreign Exchange Gain/Loss on Capital Transactions
O indicates Ordinary Income Gain



05440700110310045039
05540700450010012239

Security Description	Units	Acq Date	Sold Date	Net Proceeds	Tax Cost	Total Gain/Loss
GENERAL ELECTRIC CO @ 8.7478 656.09 BROKERAGE 2.25 TAX &/OR SEC .01 KING C L & ASSOCIATES INC	75.000	02/22/99	02/27/09	653.83	2,377.28	L -1,723.45
BRISTOL MYERS SQUIBB CO REPRESENTS PRO RATA SHARE OF THE NET SETTLEMENT FROM THE BRISTOL MYERS SQUIBB CO CLASS ACTION..DUE A21258008 IRVING BERLIN CHARITABLE	0.000	00/00/00	00/00/00	46.11	0.00	L 46.11
STATE STREET CORP @ 22.382 559.55 BROKERAGE 0.75 TAX &/OR SEC .01 GOLDMAN SACHS & CO.	25.000	10/14/08	03/02/09	558.79	1,377.43	S -818.64

Capital Gain and Loss Schedule

Transactions

Note: S indicates Short Term Realized Gain/Loss
L indicates Long Term Realized Gain/Loss
F indicates Foreign Exchange Gain/Loss
on Capital Transactions
O indicates Ordinary Income Gain

Security Description	Units	Acq Date	Sold Date	Net Proceeds	Tax Cost	Total Gain/Loss
ABBOTT LABORATORIES @ 47.0715 941.43	20.000	01/06/09	03/10/09	940.82	1,013.89	S -73.07
BROKERAGE 0.60						
TAX &/OR SEC .01						
MERRILL LYNCH PIERCE FENNER & SMIT						
ADVANCED AUTO PARTS INC @ 37.9768 949.42	25.000	01/07/08	03/10/09	948.66	897.21	L 51.45
BROKERAGE 0.75						
TAX &/OR SEC .01						
UBS SECURITIES LLC						
DANAHER CORP @ 53.2977 532.98	10.000	01/04/08	03/12/09	532.77	857.69	L -324.92
BROKERAGE 0.20						
TAX &/OR SEC .01						
J.P. MORGAN SECURITIES INC.						

IRVING BERLIN CHARITABLE FUND INC
 Account Number: A 21258-00-8



05440700110310045040
 05540700450010012240

Capital Gain and Loss Schedule

Transactions

Note: **S** indicates Short Term Realized Gain/Loss
L indicates Long Term Realized Gain/Loss
F indicates Foreign Exchange Gain/Loss
 on Capital Transactions
O indicates Ordinary Income Gain

Security Description	Units	Acq Date	Sold Date	Net Proceeds	Tax Cost	Total Gain/Loss
MORGAN STANLEY @ 25.1972 629.93 BROKERAGE 0.75 TAX &/OR SEC .01 CREDIT SUISSE FIRST BOSTON,LLC	25.000	09/12/03	03/13/09	629.17	1,013.49	L -384.32
CISCO SYSTEMS INC @ 15.6839 784.20 BROKERAGE 1.50 TAX &/OR SEC .01 PIPER JAFFRAY & CO.	50.000	07/29/08	03/17/09	782.69	1,118.51	S -335.82
MARATHON OIL CORP @ 24.7193 1,235.97 BROKERAGE 1.50 TAX &/OR SEC .01 BARCLAYS CAPITAL INC/LE	50.000	02/22/08	03/17/09	1,234.46	2,531.29	L -1,296.83



IRVING BERLIN CHARITABLE FUND INC
 Account Number: A 21258-00-8

Capital Gain and Loss Schedule

Transactions

Note: **S** indicates Short Term Realized Gain/Loss
L indicates Long Term Realized Gain/Loss
F indicates Foreign Exchange Gain/Loss
 on Capital Transactions
O indicates Ordinary Income Gain

Security Description	Units	Acq Date	Sold Date	Net Proceeds	Tax Cost	Total Gain/Loss
MORGAN STANLEY	25.000	09/12/03	03/17/09	556.54	1,013.49	L -456.95
@ 22.2921	557.30					
BROKERAGE	0.75					
TAX &/OR SEC	.01					
CREDIT SUISSE FIRST BOSTON LLC						
INTERNATIONAL BUSINESS MACHINES CORP	5.000	09/17/96	03/18/09	454.77	153.24	L 301.53
@ 90.985	454.93					
BROKERAGE	0.15					
TAX &/OR SEC	.01					
ARNHOLD & S BLEICHROEDER INC						
DANAHER CORP	10.000	01/04/08	03/19/09	550.27	857.69	L -307.42
@ 55.0582	550.58					
BROKERAGE	0.30					
TAX &/OR SEC	.01					
MERRILL LYNCH PIERCE FENNER & SMIT						

Capital Gain and Loss Schedule

Transactions

Note: S indicates Short Term Realized Gain/Loss
L indicates Long Term Realized Gain/Loss
F indicates Foreign Exchange Gain/Loss
on Capital Transactions
O indicates Ordinary Income Gain



Security Description	Units	Acq Date	Sold Date	Net Proceeds	Tax Cost	Total Gain/Loss
CISCO SYSTEMS INC	25.000	07/09/08	03/23/09	413.84	541.31	S -127.47
@ 16.5841						
BROKERAGE						
TAX &/OR SEC						
PIPER JAFFRAY & CO.						
MERCK & CO INC	75.000	04/02/07	03/23/09	2,037.25	3,422.02	L -1,384.77
@ 27.1935						
BROKERAGE						
TAX &/OR SEC						
UBS SECURITIES LLC						
ADVANCED AUTO PARTS INC	25.000	01/07/08	04/01/09	1,052.56	897.21	L 155.35
@ 42.1326						
BROKERAGE						
TAX &/OR SEC						
IVY SECURITIES INC						

IRVING BERLIN CHARITABLE FUND INC
 Account Number: A 21258-00-8

Capital Gain and Loss Schedule

Transactions

Note: **S** indicates Short Term Realized Gain/Loss
L indicates Long Term Realized Gain/Loss
F indicates Foreign Exchange Gain/Loss
 on Capital Transactions
O indicates Ordinary Income Gain

Security Description	Units	Acq Date	Sold Date	Net Proceeds	Tax Cost	Total Gain/Loss
AETNA INC						
@ 24.1652	50.000	01/09/08	04/01/09	1,206.75	2,944.52	L -1,737.77
BROKERAGE						
TAX &/OR SEC						
MORGAN STANLEY & CO. INCORPORATED						
CISCO SYSTEMS INC						
@ 17.3475	50.000	07/09/08	04/01/09	865.87	1,082.61	S -216.74
BROKERAGE						
TAX &/OR SEC						
PIPER JAFFRAY & CO.						
FIRSTENERGY CORP						
@ 38.6779	50.000	01/04/08	04/01/09	1,932.38	3,641.00	L -1,708.62
BROKERAGE						
TAX &/OR SEC						
CITIGROUP GLOBAL MKTS INC						

IRVING BERLIN CHARITABLE FUND INC
Account Number: A 21258-00-8



05440700110310045042
05540700450010012242

Capital Gain and Loss Schedule

Transactions

Note: S indicates Short Term Realized Gain/Loss
L indicates Long Term Realized Gain/Loss
F indicates Foreign Exchange Gain/Loss
on Capital Transactions
O indicates Ordinary Income Gain

Security Description	Units	Acq Date	Sold Date	Net Proceeds	Tax Cost	Total Gain/Loss
FRUIT OF THE LOOM INC CL A REPRESENTS PRO RATA SHARE OF THE NET SETTLEMENT FROM THE FRUIT OF THE LOOM INC CLASS ACTION. DUE	0.000	00/00/00	00/00/00	61.28	.00	L 61.28
GILEAD SCIENCES INC @ 45.1736 BROKERAGE 0.75 TAX &/OR SEC .01 PIPER JAFFRAY & CO.	25.000	01/07/08	04/01/09	1,128.58	1,172.71	L -44.13
INTERNATIONAL BUSINESS MACHINES CORP @ 97.5298 BROKERAGE 0.15 TAX &/OR SEC .01 MORGAN STANLEY & CO. INCORPORATED	5.000	09/17/96	04/01/09	487.49	153.24	L 334.25



IRVING BERLIN CHARITABLE FUND INC
 Account Number: A 21258-00-8

Capital Gain and Loss Schedule

Transactions

Note: **S** indicates Short Term Realized Gain/Loss
L indicates Long Term Realized Gain/Loss
F indicates Foreign Exchange Gain/Loss
 on Capital Transactions
O indicates Ordinary Income Gain

Security Description	Units	Acq Date	Sold Date	Net Proceeds	Tax Cost	Total Gain/Loss
WELLS FARGO & CO	100.000	11/30/07	04/02/09	1,513.42	3,404.07	L -1,890.65
@ 15.1643						
BROKERAGE						
TAX &/OR SEC						
DEUTSCHE BANC ALEX BROWN INC						
QUALCOMM INC	25.000	01/14/08	04/03/09	1,028.23	1,001.73	L 26.50
@ 41.1594						
BROKERAGE						
TAX &/OR SEC						
UBS SECURITIES LLC						
XLINX CORP	25.000	11/09/07	04/03/09	497.97	581.28	L -83.31
@ 19.949						
BROKERAGE						
TAX &/OR SEC						
UBS SECURITIES LLC						

IRVING BERLIN CHARITABLE FUND INC
 Account Number: A 21258-00-8

Capital Gain and Loss Schedule

Transactions

Note: S indicates Short Term Realized Gain/Loss
 L indicates Long Term Realized Gain/Loss
 F indicates Foreign Exchange Gain/Loss
 on Capital Transactions
 O indicates Ordinary Income Gain



05440700110310045043
 0554070045001001226d

Security Description	Units	Acq Date	Sold Date	Net Proceeds	Tax Cost	Total Gain/Loss
BOEING CO	50.000	09/28/05	04/06/09	1,838.66	3,356.17	L -1,517.51
@ 36.8036						
BROKERAGE						
TAX &/OR SEC						
KNIGHT SECURITIES BROADCORT CAP	75.000	01/26/09	04/08/09	726.90	486.86	S 240.04
@ 9.7222						
D R HORTON INC						
BROKERAGE						
TAX &/OR SEC						
DEUTSCHE BANC ALEX BROWN INC	25.000	01/09/08	04/09/09	631.63	1,472.26	L -840.63
@ 25.2959						
BROKERAGE						
TAX &/OR SEC						
CREDIT SUISSE FIRST BOSTON LLC						



IRVING BERLIN CHARITABLE FUND INC
Account Number: A 21258-00-8

Capital Gain and Loss Schedule

Transactions

Note: **S** indicates Short Term Realized Gain/Loss
L indicates Long Term Realized Gain/Loss
F indicates Foreign Exchange Gain/Loss
on Capital Transactions
O indicates Ordinary Income Gain

Security Description	Units	Acq Date	Sold Date	Net Proceeds	Tax Cost	Total Gain/Loss
OCCIDENTAL PETROLEUM CORP @ 58.5889 1,464.72	25.000	10/15/08	04/09/09	1,463.93	1,237.75	S 226.18
BROKERAGE 0.75						
TAX &/OR SEC .04						
UBS SECURITIES LLC						
QUALCOMM INC @ 41.6673 1,041.68	25.000	01/14/08	04/09/09	1,040.90	1,001.73	L 39.17
BROKERAGE 0.75						
TAX &/OR SEC .03						
UBS SECURITIES LLC						
SCHLUMBERGER LTD @ 44.7881 1,119.70	25.000	01/12/07	04/09/09	1,118.92	1,438.22	L -319.30
BROKERAGE 0.75						
TAX &/OR SEC .03						
UBS SECURITIES LLC						

IRVING BERLIN CHARITABLE FUND INC
 Account Number: A 21258-00-8

Capital Gain and Loss Schedule

Transactions

Note: **S** indicates Short Term Realized Gain/Loss
L indicates Long Term Realized Gain/Loss
F indicates Foreign Exchange Gain/Loss
 on Capital Transactions
O indicates Ordinary Income Gain



05440700110310045044
 05540700450010012244

Security Description	Units	Acq Date	Sold Date	Net Proceeds	Tax Cost	Total Gain/Loss
DANAHER CORP @ 53.9162	25.000	01/04/08	04/15/09	1,347.12	2,144.21	L -797.09
BROKERAGE				0.75		
TAX &/OR SEC				.04		
MORGAN STANLEY & CO. INCORPORATED						
GOLDMAN SACHS GROUP INC @ 118.41	10.000	04/04/08	04/15/09	1,183.87	1,777.16	L -593.29
BROKERAGE				0.20		
TAX &/OR SEC				.03		
J.P. MORGAN SECURITIES INC.						
GOOGLE INC CL A	4.000	09/19/07	04/15/09	1,460.52	2,127.63	L -667.11
@ 365.17						
BROKERAGE				0.12		
TAX &/OR SEC				.04		



IRVING BERLIN CHARITABLE FUND INC
 Account Number: A 21258-00-8

Capital Gain and Loss Schedule

Transactions

Note: **S** indicates Short Term Realized Gain/Loss
L indicates Long Term Realized Gain/Loss
F indicates Foreign Exchange Gain/Loss
 on Capital Transactions
O indicates Ordinary Income Gain

Security Description	Units	Acq Date	Sold Date	Net Proceeds	Tax Cost	Total Gain/Loss
NORFOLK SOUTHERN CORP @ 37.52 938.00	25.000	10/28/05	04/15/09	937.47	1,012.15	L -74.68
BROKERAGE 0.50						
TAX &/OR SEC .03						
J.P. MORGAN SECURITIES INC.						
TIME WARNER CABLE INC CASH IN LIEU OF FRACTIONAL SHARES	0.290	00/00/00	04/23/09	7.93	.00	L 7.93
ECOLAB INC @ 37.5118 1,875.59	50.000	01/13/09	04/22/09	1,874.04	1,719.80	S 154.24
BROKERAGE 1.50						
TAX &/OR SEC .05						
UBS SECURITIES LLC						
TIME WARNER INC NEW CASH IN LIEU OF FRACTIONAL SHARES	0.330	00/00/00	04/28/09	7.40	.00	L 7.40



Capital Gain and Loss Schedule

Transactions

Note: S indicates Short Term Realized Gain/Loss
L indicates Long Term Realized Gain/Loss
F indicates Foreign Exchange Gain/Loss
on Capital Transactions
O indicates Ordinary Income Gain

Security Description	Units	Acq Date	Sold Date	Net Proceeds	Tax Cost	Total Gain/Loss
BANK OF AMERICA CORP	5.000	10/29/03	04/29/09	43.15	185.80	L -142.65
@ 8.6599				172.59	553.31	S -380.72
BROKERAGE	0.75					
TAX &/OR SEC	.01					
ISI GROUP INC.						
INTERNATIONAL BUSINESS MACHINES CORP	10.000	09/17/96	04/29/09	1,042.23	306.48	L 735.75
@ 104.2555						
BROKERAGE	1,042.58					
TAX &/OR SEC	0.30					
MORGAN STANLEY & CO. INCORPORATED						
WELLS FARGO & CO	50.000	12/17/07	04/29/09	1,024.51	1,526.00	L -501.49
@ 20.5207						
BROKERAGE	1,026.04					
TAX &/OR SEC	1.50					
ISI GROUP INC.	.03					



IRVING BERLIN CHARITABLE FUND INC
 Account Number: A 21258-00-8

Capital Gain and Loss Schedule

Transactions

Note: **S** indicates Short Term Realized Gain/Loss
L indicates Long Term Realized Gain/Loss
F indicates Foreign Exchange Gain/Loss
 on Capital Transactions
O indicates Ordinary Income Gain

Security Description	Units	Acq Date	Sold Date	Net Proceeds	Tax Cost	Total Gain/Loss
XILINX CORP @ 20.1574	50.000	12/11/07	04/29/09	1,006.34	1,137.30	L -130.96
BROKERAGE						
TAX &/OR SEC						
MORGAN STANLEY & CO. INCORPORATED						
CORNING INC @ 14.9703	50.000	07/13/04	04/30/09	747.00	599.85	L 147.15
BROKERAGE						
TAX &/OR SEC						
DAIN RAUSCHER INCORPORATED						
CORNING INC @ 14.2836	50.000	08/06/08	04/30/09	747.00	1,019.98	S -272.98
BROKERAGE						
TAX &/OR SEC						
CREDIT SUISSE FIRST BOSTON LLC						
	25.000	07/13/04	05/01/09	356.33	299.93	L 56.40




Capital Gain and Loss Schedule

Transactions

Note: **S** indicates Short Term Realized Gain/Loss
L indicates Long Term Realized Gain/Loss
F indicates Foreign Exchange Gain/Loss
on Capital Transactions
O indicates Ordinary Income Gain

Security Description	Units	Acq Date	Sold Date	Net Proceeds	Tax Cost	Total Gain/Loss
JPMORGAN TREASURY & AGENCY FUND SELECT CLASS FUND 3565	2,944.060	11/16/07	05/05/09	30,000.00	28,910.70	L 1,089.30
JP MORGAN CHASE BANK AS SHAREHOLDER SERVICING AGENT						
AMERICAN EXPRESS CO @ 26.5973	75.000	03/18/09	05/05/09	1,992.50	1,001.52	S 990.98
BROKERAGE						
TAX &/OR SEC						
DEÜTSCHÉ BAÑC ALEX BROWN INC						
D R HORTON INC @ 9.0022	50.000	01/26/09	05/13/09	449.09	324.57	S 124.52
BROKERAGE						
TAX &/OR SEC						
SANFORD C. BERNSTEIN & CO.INC.(SCB)						



IRVING BERLIN CHARITABLE FUND INC
 Account Number: A 21258-00-8

Capital Gain and Loss Schedule

Transactions

Note: **S** indicates Short Term Realized Gain/Loss
L indicates Long Term Realized Gain/Loss
F indicates Foreign Exchange Gain/Loss
 on Capital Transactions
O indicates Ordinary Income Gain

Security Description	Units	Acq Date	Sold Date	Net Proceeds	Tax Cost	Total Gain/Loss
JOHNSON CONTROLS INC @ 17.6726 883.63	50.000	03/19/09	05/13/09	882.10	567.63	S 314.47
BROKERAGE 1.50						
TAX &/OR SEC .03						
CREDIT SUISSE FIRST BOSTON LLC						
CONSOLIDATED EDISON INC @ 34.995 1,749.75	50.000	04/01/09	05/14/09	1,748.20	1,970.93	S -222.73
BROKERAGE 1.50						
TAX &/OR SEC .05						
BARCLAYS CAPITAL INC./LE						
INTERNATIONAL BUSINESS MACHINES CORP @ 103.1062 1,031.06	10.000	09/17/96	05/22/09	1,030.73	306.48	L 724.25
BROKERAGE 0.30						
TAX &/OR SEC .03						
JANNEY MONTGOMERY SCOTT INC						

IRVING BERLIN CHARITABLE FUND INC
 Account Number: A 21258-00-8

Capital Gain and Loss Schedule

Transactions

Note: S indicates Short Term Realized Gain/Loss
 L indicates Long Term Realized Gain/Loss
 F indicates Foreign Exchange Gain/Loss
 on Capital Transactions
 O indicates Ordinary Income Gain

Security Description	Units	Acq Date	Sold Date	Net Proceeds	Tax Cost	Total Gain/Loss
KOHL'S CORP @ 41.1465	25.000	12/17/07	05/22/09	1,027.88	1,187.83	L -159.95
BROKERAGE						
TAX &/OR SEC						
MACQUARIE SECURITIES (USA) INC						
MONSANTO CO @ 85.9964	5.000	01/03/08	05/22/09	429.87	585.97	L -156.10
BROKERAGE						
TAX &/OR SEC						
J.P. MORGAN SECURITIES INC.						
SCHLUMBERGER LTD @ 52.3581	45.000	01/12/07	05/22/09	2,355.16	2,588.80	L -233.64
BROKERAGE						
TAX &/OR SEC						
LIQUIDNET INC						S 41.39



IRVING BERLIN CHARITABLE FUND INC
Account Number: A 21258-00-8

Capital Gain and Loss Schedule

Transactions

Note: **S** indicates Short Term Realized Gain/Loss
L indicates Long Term Realized Gain/Loss
F indicates Foreign Exchange Gain/Loss
on Capital Transactions
O indicates Ordinary Income Gain

Security Description	Units	Acq Date	Sold Date	Net Proceeds	Tax Cost	Total Gain/Loss
METLIFE INC						
@ 32.3831	25.000	12/10/08	06/02/09	808.81	796.62	S 12.19
BROKERAGE						
TAX &/OR SEC						
SANDLER O'NEILL & PARTNERS LP						
CONOCOPHILLIPS						
@ 46.00	70.000	03/17/09	06/03/09	3,218.51	3,466.09	S -247.58
BROKERAGE						
TAX &/OR SEC						
J.P. MORGAN SECURITIES INC.						
MERCK & CO INC						
@ 27.38	25.000	04/02/07	06/03/09	683.97	1,125.62	L -441.65
BROKERAGE						
TAX &/OR SEC						
J.P. MORGAN SECURITIES INC.						

IRVING BERLIN CHARITABLE FUND INC
 Account Number: A 21258-00-8



05440700110310045048
 05540700450010012248

Capital Gain and Loss Schedule

Transactions

Note: S indicates Short Term Realized Gain/Loss
 L indicates Long Term Realized Gain/Loss
 F indicates Foreign Exchange Gain/Loss
 on Capital Transactions
 O indicates Ordinary Income Gain

Security Description	Units	Acq Date	Sold Date	Net Proceeds	Tax Cost	Total Gain/Loss
C R BARD INC	35.000	01/03/08	06/05/09	2,592.46	3,284.38	L -691.92
@ 74.1024						
BROKERAGE						
TAX &/OR SEC						
MORGAN STANLEY & CO. INCORPORATED						
DANAHER CORP	30.000	01/04/08	06/08/09	1,892.56	2,573.06	L -680.50
@ 63.117						
BROKERAGE						
TAX &/OR SEC						
JANNEY MONTGOMERY SCOTT INC						
DEVON ENERGY CORP	25.000	10/05/06	06/08/09	1,601.84	1,551.28	L 50.56
@ 64.1051						
BROKERAGE						
TAX &/OR SEC						
UBS SECURITIES LLC						



IRVING BERLIN CHARITABLE FUND INC
Account Number: A 21258-00-8

Capital Gain and Loss Schedule

Transactions

Note: **S** indicates Short Term Realized Gain/Loss
L indicates Long Term Realized Gain/Loss
F indicates Foreign Exchange Gain/Loss
on Capital Transactions
O indicates Ordinary Income Gain

Security Description	Units	Acq Date	Sold Date	Net Proceeds	Tax Cost	Total Gain/Loss
MERCK & CO INC	50.000	01/30/07	06/08/09	1,278.87	2,246.01	L -967.14
@ 25.608						
BROKERAGE						
TAX &/OR SEC						
DAVENPORT & CO OF VIRGINIA INC						
NIKE INC B	30.000	01/07/08	06/18/09	1,670.12	1,853.40	L -183.28
@ 55.7023						
BROKERAGE						
TAX &/OR SEC						
CREDIT SUISSE FIRST BOSTON LLC						
EXXON MOBIL CORP	10.000	05/13/09	06/19/09	710.18	697.60	S 12.58
@ 71.05						
BROKERAGE						
TAX &/OR SEC						
CITIGROUP GLOBAL MKTS INC						

IRVING BERLIN CHARITABLE FUND INC
 Account Number: A 21258-00-8

Capital Gain and Loss Schedule

Transactions

Note: **S** indicates Short Term Realized Gain/Loss
L indicates Long Term Realized Gain/Loss
F indicates Foreign Exchange Gain/Loss
 on Capital Transactions
O indicates Ordinary Income Gain

Security Description	Units	Acq Date	Sold Date	Net Proceeds	Tax Cost	Total Gain/Loss
JPMORGAN MID CAP VALUE FUND SELECT SHARE CLASS (FUND 1100)	982.310	06/28/05	06/25/09	15,000.00	22,917.48	L -7,917.48
JP MORGAN CHASE BANK AS SHAREHOLDER SERVICING AGENT						
JPMORGAN US LARGE CAP CORE PLUS FUND SELECT FUND 1002	1,019.710	08/23/07	06/25/09	15,000.00	21,322.22	L -6,322.22
JP MORGAN CHASE BANK AS SHAREHOLDER SERVICING AGENT						
NIKE INC B @ 53.7694	5,000	01/07/08	06/24/09	268.69	308.90	L -40.21
BROKERAGE						
TAX &/OR SEC						
TULLETT & TOKYO LIBERTY SECS INC						



IRVING BERLIN CHARITABLE FUND INC
Account Number: A 21258-00-8

Capital Gain and Loss Schedule

Transactions

Note: **S** indicates Short Term Realized Gain/Loss
L indicates Long Term Realized Gain/Loss
F indicates Foreign Exchange Gain/Loss
on Capital Transactions
O indicates Ordinary Income Gain

Security Description	Units	Acq Date	Sold Date	Net Proceeds	Tax Cost	Total Gain/Loss
SAFeway INC						
@ 20.5807	50.000	11/13/07	06/24/09	1,028.01	1,577.67	L -549.66
BROKERAGE						
TAX &/OR SEC						
MERRILL LYNCH PIERCE FENNER & SMIT						
APACHE CORP						
@ 72.85	10.000	01/04/08	06/25/09	728.28	1,098.00	L -369.72
BROKERAGE						
TAX &/OR SEC						
J.P. MORGAN SECURITIES INC.						
APPLE INC.						
@ 139.40	10.000	01/08/08	06/25/09	1,393.76	1,817.00	L -423.24
BROKERAGE						
TAX &/OR SEC						
J.P. MORGAN SECURITIES INC.						

IRVING BERLIN CHARITABLE FUND INC
 Account Number: A 21258-00-8

Capital Gain and Loss Schedule

Transactions

Note: **S** indicates Short Term Realized Gain/Loss
L indicates Long Term Realized Gain/Loss
F indicates Foreign Exchange Gain/Loss
 on Capital Transactions
O indicates Ordinary Income Gain



05440700110310045050
 05540700450010012250

Security Description	Units	Acq Date	Sold Date	Net Proceeds	Tax Cost	Total Gain/Loss
BANK OF AMERICA CORP. @ 12.24	50.000	07/18/08	06/25/09	610.98	1,383.28	S -772.30
BROKERAGE	1.00					
TAX &/OR SEC	.02					
J.P. MORGAN SECURITIES INC.						
BANK OF NEW YORK MELLON CORP. @ 29.37	25.000	01/09/08	06/25/09	733.73	1,219.46	L -485.73
BROKERAGE	0.50					
TAX &/OR SEC	.02					
J.P. MORGAN SECURITIES INC.						
CELGENE CORPORATION @ 47.63	25.000	12/17/07	08/25/09	1,190.21	1,246.63	L -56.42
BROKERAGE	0.50					
TAX &/OR SEC	.04					
J.P. MORGAN SECURITIES INC.						



IRVING BERLIN CHARITABLE FUND INC
 Account Number: A 21258-00-8

Capital Gain and Loss Schedule

Transactions

Note: **S** indicates Short Term Realized Gain/Loss
L indicates Long Term Realized Gain/Loss
F indicates Foreign Exchange Gain/Loss on Capital Transactions
O indicates Ordinary Income Gain

Security Description	Units	Acq Date	Sold Date	Net Proceeds	Tax Cost	Total Gain/Loss
CISCO SYSTEMS INC	50.000	05/14/96	06/25/09	949.47	306.94	L 642.53
@ 19.01						
BROKERAGE						
TAX &/OR SEC						
J.P. MORGAN SECURITIES INC.						
WALT DISNEY CO	25.000	01/09/08	06/25/09	585.48	760.56	L -175.08
@ 23.44						
BROKERAGE						
TAX &/OR SEC						
J.P. MORGAN SECURITIES INC.						
DOW CHEMICAL CO	25.000	05/22/09	06/25/09	393.48	429.85	S -36.37
@ 15.76						
BROKERAGE						
TAX &/OR SEC						
J.P. MORGAN SECURITIES INC.						

IRVING BERLIN CHARITABLE FUND INC
Account Number: A 21258-00-8

Capital Gain and Loss Schedule

Transactions

Note: S indicates Short Term Realized Gain/Loss
L indicates Long Term Realized Gain/Loss
F indicates Foreign Exchange Gain/Loss on Capital Transactions
O indicates Ordinary Income Gain



05440700110310045051
05540700450010012251

Security Description	Units	Acq Date	Sold Date	Net Proceeds	Tax Cost	Total Gain/Loss
EXXON MOBIL CORP	25.000	09/17/96	06/25/09	1,736.70	531.52	L 1,205.18
@ 69.49						
BROKERAGE						
TAX &/OR SEC						
J.P. MORGAN SECURITIES INC.						
FREEPORT-MCMORAN COPPER & GOLD INC	15.000	01/10/08	06/25/09	756.58	1,434.00	L -677.42
CL B						
@ 50.46						
BROKERAGE						
TAX &/OR SEC						
GENERAL ELECTRIC CO	50.000	08/28/98	06/25/09	589.48	1,474.06	L -884.58
@ 11.81						
BROKERAGE						
TAX &/OR SEC						
J.P. MORGAN SECURITIES INC.						

Capital Gain and Loss Schedule

Transactions

Note: **S** indicates Short Term Realized Gain/Loss
L indicates Long Term Realized Gain/Loss
F indicates Foreign Exchange Gain/Loss
 on Capital Transactions
O indicates Ordinary Income Gain

Security Description	Units	Acq Date	Sold Date	Net Proceeds	Tax Cost	Total Gain/Loss
GOLDMAN SACHS GROUP INC @ 143.70 718.50 BROKERAGE 0.10 TAX &/OR SEC .02 J.P. MORGAN SECURITIES INC.	5.000	04/04/08	06/25/09	718.38	888.58	L -170.20
HEWLETT-PACKARD CO @ 37.96 1,328.60 BROKERAGE 0.70 TAX &/OR SEC .04 J.P. MORGAN SECURITIES INC.	35.000	03/17/09	06/25/09	1,327.86	1,077.28	S 250.58
INTERNATIONAL BUSINESS MACHINES CORP @ 105.55 527.75 BROKERAGE 0.10 TAX &/OR SEC .02 J.P. MORGAN SECURITIES INC.	5.000	09/17/96	06/25/09	527.63	153.24	L 374.39

IRVING BERLIN CHARITABLE FUND INC
 Account Number: A 21258-00-8

Capital Gain and Loss Schedule

Transactions

Note: S indicates Short Term Realized Gain/Loss
 L indicates Long Term Realized Gain/Loss
 F indicates Foreign Exchange Gain/Loss
 on Capital Transactions
 O indicates Ordinary Income Gain



0544070010310045052
 05540700450010012252

Security Description	Units	Acq Date	Sold Date	Net Proceeds	Tax Cost	Total Gain/Loss
JOHNSON CONTROLS INC @ 21.20 530.00	25.000	12/16/98	06/25/09	529.48	232.02	L 297.46
BROKERAGE 0.50						
TAX &/OR SEC .02						
J.P. MORGAN SECURITIES INC.						
JUNIPER NETWORKS INC @ 22.93 573.25	25.000	02/06/09	06/25/09	572.73	410.37	S 162.36
BROKERAGE 0.50						
TAX &/OR SEC .02						
J.P. MORGAN SECURITIES INC.						
LAM RESEARCH CORP @ 24.70 617.50	25.000	01/29/09	06/25/09	616.98	517.50	S 99.48
BROKERAGE 0.50						
TAX &/OR SEC .02						
J.P. MORGAN SECURITIES INC.						

IRVING BERLIN CHARITABLE FUND INC
 Account Number: A 21258-00-8

Capital Gain and Loss Schedule

Transactions

Note: **S** indicates Short Term Realized Gain/Loss
L indicates Long Term Realized Gain/Loss
F indicates Foreign Exchange Gain/Loss
 on Capital Transactions
O indicates Ordinary Income Gain

Security Description	Units	Acq Date	Sold Date	Net Proceeds	Tax Cost	Total Gain/Loss
MICROSOFT CORP	75.000	08/06/08	06/25/09	1,774.45	2,021.00	S -246.55
@ 23.68						
BROKERAGE						
TAX &/OR SEC						
J.P. MORGAN SECURITIES INC.						
MORGAN STANLEY	25.000	09/12/03	06/25/09	691.48	1,013.49	L -322.01
@ 27.68						
BROKERAGE						
TAX &/OR SEC						
J.P. MORGAN SECURITIES INC.						
NATIONAL SEMICONDUCTOR CORP	75.000	04/09/09	06/25/09	976.47	941.06	S 35.41
@ 13.04						
BROKERAGE						
TAX &/OR SEC						
J.P. MORGAN SECURITIES INC.						

IRVING BERLIN CHARITABLE FUND INC
 Account Number: A 21258-00-8

Capital Gain and Loss Schedule

Transactions

Note: S indicates Short Term Realized Gain/Loss
 L indicates Long Term Realized Gain/Loss
 F indicates Foreign Exchange Gain/Loss
 on Capital Transactions
 O indicates Ordinary Income Gain



05440700110310045053
 05540700450010012253

Security Description	Units	Acq Date	Sold Date	Net Proceeds	Tax Cost	Total Gain/Loss
NORFOLK SOUTHERN CORP @ 38.89 972.25 BROKERAGE 0.50 TAX &/OR SEC .03 J.P. MORGAN SECURITIES INC.	25.000	10/28/05	06/25/09	971.73	1,001.35	L -29.62
PACCAR INC @ 32.05 801.25 BROKERAGE 0.50 TAX &/OR SEC .03 J.P. MORGAN SECURITIES INC.	25.000	08/07/08	06/25/09	800.72	1,063.30	S -262.58
PFFZER INC @ 15.23 761.50 BROKERAGE 1.00 TAX &/OR SEC .02 J.P. MORGAN SECURITIES INC.	50.000	02/18/09	08/25/09	760.48	712.50	S 47.98



IRVING BERLIN CHARITABLE FUND INC
 Account Number: A 21258-00-8

Capital Gain and Loss Schedule

Transactions

Note: **S** indicates Short Term Realized Gain/Loss
L indicates Long Term Realized Gain/Loss
F indicates Foreign Exchange Gain/Loss
 on Capital Transactions
O indicates Ordinary Income Gain

Security Description	Units	Acq Date	Sold Date	Net Proceeds	Tax Cost	Total Gain/Loss
PHILIP MORRIS INTERNATIONAL	25.000	05/22/09	06/25/09	1,070.47	1,072.08	S -1.59
@ 42.84						
BROKERAGE						
TAX &/OR SEC						
J.P. MORGAN SECURITIES INC.						
PROCTER & GAMBLE CO	25.000	07/31/07	06/25/09	1,286.46	1,572.58	L -286.12
@ 51.48						
BROKERAGE						
TAX &/OR SEC						
J.P. MORGAN SECURITIES INC.						
SCHERING-PLOUGH CORP	50.000	10/22/07	06/25/09	1,208.96	1,430.71	L -221.75
@ 24.20						
BROKERAGE						
TAX &/OR SEC						
J.P. MORGAN SECURITIES INC.						

IRVING BERLIN CHARITABLE FUND INC
 Account Number: A 21258-00-8

Capital Gain and Loss Schedule

Transactions

Note: S indicates Short Term Realized Gain/Loss
 L indicates Long Term Realized Gain/Loss
 F indicates Foreign Exchange Gain/Loss
 on Capital Transactions
 O indicates Ordinary Income Gain

Security Description	Units	Acq Date	Sold Date	Net Proceeds	Tax Cost	Total Gain/Loss
SCHLUMBERGER LTD	15.000	02/05/09	06/25/09	825.57	660.88	\$ 164.69
@ 55.08						
BROKERAGE						
TAX &/OR SEC						
J.P. MORGAN SECURITIES INC.						
SOUTHERN CO	25.000	05/14/09	06/25/09	792.22	713.31	\$ 78.91
@ 31.71						
BROKERAGE						
TAX &/OR SEC						
J.P. MORGAN SECURITIES INC.						
STAPLES INC	25.000	08/19/08	06/25/09	511.48	578.97	\$ -67.49
@ 20.48						
BROKERAGE						
TAX &/OR SEC						
J.P. MORGAN SECURITIES INC.						





IRVING BERLIN CHARITABLE FUND INC
Account Number: A 21258-00-8

Capital Gain and Loss Schedule

Transactions

Note: **S** indicates Short Term Realized Gain/Loss
L indicates Long Term Realized Gain/Loss
F indicates Foreign Exchange Gain/Loss
on Capital Transactions
O indicates Ordinary Income Gain

Security Description	Units	Acq Date	Sold Date	Net Proceeds	Tax Cost	Total Gain/Loss
STARWOOD HOTELS & RESORTS @ 22.64	25.000	05/22/09	08/25/09	565.48	539.67	S 25.81
BROKERAGE						
TAX &/OR SEC						
J.P. MORGAN SECURITIES INC.						
SYSKO CORP @ 23.08	25.000	05/02/08	06/25/09	576.48	792.02	L -215.54
BROKERAGE						
TAX &/OR SEC						
J.P. MORGAN SECURITIES INC.						
TD AMERITRADE HOLDING CORPORATION @ 17.96	25.000	04/18/07	08/25/09	448.48	391.55	L 56.93
BROKERAGE						
TAX &/OR SEC						
J.P. MORGAN SECURITIES INC.						

IRVING BERLIN CHARITABLE FUND INC
 Account Number: A 21258-00-8



05440700110310045055
 05540700450010012256

Capital Gain and Loss Schedule

Transactions

Note: S indicates Short Term Realized Gain/Loss
 L indicates Long Term Realized Gain/Loss
 F indicates Foreign Exchange Gain/Loss
 on Capital Transactions
 O indicates Ordinary Income Gain

Security Description	Units	Acq Date	Sold Date	Net Proceeds	Tax Cost	Total Gain/Loss
TIME WARNER INC NEW	25.000	06/04/08	06/25/09	632.48	891.89	L -259.41
@ 25.32						
BROKERAGE						
TAX &/OR SEC						
US BANCORP DEL. @ 17.60	50.000	12/20/07	06/25/09	878.97	1,580.32	L -701.35
BROKERAGE						
TAX &/OR SEC						
J.P. MORGAN SECURITIES INC.						
UNITED TECHNOLOGIES CORP @ 51.80	25.000	03/18/03	06/25/09	1,294.46	762.61	L 531.85
BROKERAGE						
TAX &/OR SEC						
J.P. MORGAN SECURITIES INC.						



IRVING BERLIN CHARITABLE FUND INC
 Account Number: A 21258-00-8

Capital Gain and Loss Schedule

Transactions

Note: **S** indicates Short Term Realized Gain/Loss
L indicates Long Term Realized Gain/Loss
F indicates Foreign Exchange Gain/Loss
 on Capital Transactions
O indicates Ordinary Income Gain

Security Description	Units	Acq Date	Sold Date	Net Proceeds	Tax Cost	Total Gain/Loss
URBAN OUTFITTERS INC @ 21.16 529.00	25.000	04/01/09	06/25/09	528.48	386.69	S 141.79
BROKERAGE 0.50						
TAX &/OR SEC .02						
J.P. MORGAN SECURITIES INC.						
VERIZON COMMUNICATIONS INC @ 30.94 773.50	25.000	07/09/97	06/25/09	772.98	909.59	L -136.61
BROKERAGE 0.50						
TAX &/OR SEC .02						
J.P. MORGAN SECURITIES INC.						
ZIMMER HOLDINGS INC @ 42.84 1,071.00	25.000	02/06/09	06/25/09	1,070.47	999.50	S 70.97
BROKERAGE 0.50						
TAX &/OR SEC .03						
J.P. MORGAN SECURITIES INC.						

IRVING BERLIN CHARITABLE FUND INC
 Account Number: A 21258-00-8

Capital Gain and Loss Schedule

Transactions

Note: S indicates Short Term Realized Gain/Loss
 L indicates Long Term Realized Gain/Loss
 F indicates Foreign Exchange Gain/Loss
 on Capital Transactions
 O indicates Ordinary Income Gain

Security Description	Units	Acq Date	Sold Date	Net Proceeds	Tax Cost	Total Gain/Loss
CVS/CAREMARK CORPORATION @ 31.7979 794.95 BROKERAGE 0.50 TAX &/OR SEC .02	25.000	06/25/09	07/01/09	794.43	778.75	S 15.68
MERRILL LYNCH PIERCE FENNER & SMIT						
EXXON MOBIL CORP @ 70.7324 1,414.65 BROKERAGE 0.60 TAX &/OR SEC .04	20.000	09/17/96	07/01/09	1,414.01	425.22	L 988.79
MORGAN STANLEY & CO. INCORPORATED						
ZIMMER HOLDINGS INC @ 40.4926 1,012.32 BROKERAGE 0.75 TAX &/OR SEC .03	25.000	02/06/09	07/02/09	1,011.54	999.50	S 12.04
TULLETT & TOKYO LIBERTY SECS INC						



0544070010310045056
 05540700450010012256



IRVING BERLIN CHARITABLE FUND INC
Account Number: A 21258-00-8

Capital Gain and Loss Schedule

Transactions

Note: S indicates Short Term Realized Gain/Loss
L indicates Long Term Realized Gain/Loss
F indicates Foreign Exchange Gain/Loss on Capital Transactions
O indicates Ordinary Income Gain

Security Description	Units	Acq Date	Sold Date	Net Proceeds	Tax Cost	Total Gain/Loss
SAFeway INC	25.000	11/13/07	07/06/09	496.15	788.84	L -292.69
@ 19.8768						
BROKERAGE						
TAX &/OR SEC						
NATIONAL FINL SVCS CORP						
EXXON MOBIL CORP	25.000	09/17/96	07/07/09	1,671.68	531.52	L 1,140.16
@ 66.8993						
BROKERAGE						
TAX &/OR SEC						
UBS SECURITIES LLC						
HESS CORP	35.000	01/28/09	07/08/09	1,656.70	3,085.41	S -1,428.71
@ 47.3656						
BROKERAGE						
TAX &/OR SEC						
MORGAN STANLEY & CO. INCORPORATED						

Capital Gain and Loss Schedule

Note: S indicates Short Term Realized Gain/Loss
L indicates Long Term Realized Gain/Loss
F indicates Foreign Exchange Gain/Loss on Capital Transactions
O indicates Ordinary Income Gain



05440700110310045057
05540700450010012257

Transactions

Security Description	Units	Acq Date	Sold Date	Net Proceeds	Tax Cost	Total Gain/Loss
ROCKWELL AUTOMATION INC. @ 29.7218 743.05	25.000	04/09/09	07/08/09	742.28	676.31	\$ 65.97
BROKERAGE 0.75						
TAX &/OR SEC .02						
MORGAN STANLEY & CO., INCORPORATED						
JUNIPER NETWORKS INC @ 25.5507 638.77	25.000	02/06/09	07/22/09	638.00	410.36	\$ 227.64
BROKERAGE 0.75						
TAX &/OR SEC .02						
SANFORD C. BERNSTEIN & CO. INC. (SCB)						
JUNIPER NETWORKS INC @ 26.4364 660.91	25.000	03/23/09	07/23/09	660.14	405.67	\$ 254.47
BROKERAGE 0.75						
TAX &/OR SEC .02						
JPMORGAN CLEARING CORP						



IRVING BERLIN CHARITABLE FUND INC
 Account Number: A 21258-00-8

Capital Gain and Loss Schedule

Transactions

Note: **S** indicates Short Term Realized Gain/Loss
L indicates Long Term Realized Gain/Loss
F indicates Foreign Exchange Gain/Loss on Capital Transactions
O indicates Ordinary Income Gain

Security Description	Units	Acq Date	Sold Date	Net Proceeds	Tax Cost	Total Gain/Loss
LAM RESEARCH CORP						
@ 31.9648	50.000	10/28/08	07/24/09	1,596.70	996.18	\$ 600.52
BROKERAGE						
TAX &/OR SEC						
MERRILL LYNCH PIERCE FENNER & SMIT						
WELLPOINT INC						
@ 54.0061	25.000	04/09/09	07/28/09	1,349.36	1,008.68	\$ 340.68
BROKERAGE						
TAX &/OR SEC						
SANFORD C. BERNSTEIN & CO. INC.(SCB						
COVIDIEN PLC						
@ 38.17	25.000	12/17/08	07/29/09	953.72	940.70	\$ 13.02
BROKERAGE						
TAX &/OR SEC						
J.P. MORGAN SECURITIES INC.						

IRVING BERLIN CHARITABLE FUND INC
 Account Number: A 21258-00-8

Capital Gain and Loss Schedule

Transactions

Note: S indicates Short Term Realized Gain/Loss
 L indicates Long Term Realized Gain/Loss
 F indicates Foreign Exchange Gain/Loss
 on Capital Transactions
 O indicates Ordinary Income Gain

Security Description	Units	Acq Date	Sold Date	Net Proceeds	Tax Cost	Total Gain/Loss
ACE LTD NEW	15.000	04/29/09	07/29/09	715.33	709.42	S 5.91
@ 47.71						
BROKERAGE						
TAX &/OR SEC						
J.P. MORGAN SECURITIES INC.						
AT&T-INC	25.000	01/10/08	07/29/09	645.48	971.38	L -325.90
@ 25.84						
BROKERAGE						
TAX &/OR SEC						
J.P. MORGAN SECURITIES INC.						
ABBOTT LABORATORIES	20.000	11/08/06	07/29/09	909.87	947.93	L -38.06
@ 45.5147						
BROKERAGE						
TAX &/OR SEC						
J.P. MORGAN SECURITIES INC.	5.000	01/08/09	07/29/09	227.47	253.47	S -26.00





IRVING BERLIN CHARITABLE FUND INC
 Account Number: A 21258-00-8

Capital Gain and Loss Schedule

Transactions

Note: **S** indicates Short Term Realized Gain/Loss
L indicates Long Term Realized Gain/Loss
F indicates Foreign Exchange Gain/Loss on Capital Transactions
O indicates Ordinary Income Gain

Security Description	Units	Acq Date	Sold Date	Net Proceeds	Tax Cost	Total Gain/Loss
ALTRIA GROUP INC	25.000	01/20/09	07/29/09	441.23	432.94	S 8.29
@ 17.67						
BROKERAGE						
TAX &/OR SEC						
J.P. MORGAN SECURITIES INC.						
BB & T CORP	25.000	05/13/09	07/29/09	547.48	546.01	S 1.47
@ 21.92						
BROKERAGE						
TAX &/OR SEC						
J.P. MORGAN SECURITIES INC.						
BANK OF AMERICA CORP	25.000	07/18/08	07/29/09	337.49	691.64	L -354.15
@ 13.52						
BROKERAGE						
TAX &/OR SEC						
J.P. MORGAN SECURITIES INC.						

Capital Gain and Loss Schedule

Transactions

Note: S indicates Short Term Realized Gain/Loss
L indicates Long Term Realized Gain/Loss
F indicates Foreign Exchange Gain/Loss on Capital Transactions
O indicates Ordinary Income Gain



Security Description	Units	Acq Date	Sold Date	Net Proceeds	Tax Cost	Total Gain/Loss
BRISTOL MYERS SQUIBB CO	25.000	06/19/09	07/29/09	538.24	516.53	\$ 21.71
@ 21.55						
BROKERAGE						
TAX &/OR SEC						
J.P. MORGAN SECURITIES INC.						
CISCO SYSTEMS INC	25.000	07/22/09	07/29/09	540.24	538.50	\$ 1.74
@ 21.63						
BROKERAGE						
TAX &/OR SEC						
J.P. MORGAN SECURITIES INC.						
CORNING INC	25.000	07/13/04	07/29/09	417.49	299.93	L 117.56
@ 16.72						
BROKERAGE						
TAX &/OR SEC						
J.P. MORGAN SECURITIES INC.						



IRVING BERLIN CHARITABLE FUND INC
Account Number: A 21258-00-8

Capital Gain and Loss Schedule

Transactions

Note: S indicates Short Term Realized Gain/Loss
L indicates Long Term Realized Gain/Loss
F indicates Foreign Exchange Gain/Loss
on Capital Transactions
O indicates Ordinary Income Gain

Security Description	Units	Acq Date	Sold Date	Net Proceeds	Tax Cost	Total Gain/Loss
WALT DISNEY CO @ 25.8522 646.31 BROKERAGE 0.50 TAX &/OR SEC .02 J.P. MORGAN SECURITIES INC.	25.000	01/09/08	07/29/09	645.79	760.56	L -114.77
DOW CHEMICAL CO @ 20.3349 508.37 BROKERAGE 0.50 TAX &/OR SEC .01 J.P. MORGAN SECURITIES INC.	25.000	05/22/09	07/29/09	507.86	429.84	S 78.02
GOOGLE INC CL A @ 435.5164 871.03 BROKERAGE 0.06 TAX &/OR SEC .02	2.000	09/07/07	07/29/09	870.95	1,039.38	L -168.43

IRVING BERLIN CHARITABLE FUND INC
 Account Number: A 21258-00-8



05440700110310045060
 05540700450010012260

Capital Gain and Loss Schedule

Transactions

Note: S indicates Short Term Realized Gain/Loss
 L indicates Long Term Realized Gain/Loss
 F indicates Foreign Exchange Gain/Loss
 on Capital Transactions
 O indicates Ordinary Income Gain

Security Description	Units	Acq Date	Sold Date	Net Proceeds	Tax Cost	Total Gain/Loss
INTERNATIONAL GAME TECHNOLOGY						
@ 19.25	25.000	06/24/09	07/29/09	480.74	386.81	S 93.93
BROKERAGE						
TAX &/OR SEC						
J.P. MORGAN SECURITIES INC.						
JOHNSON CONTROLS INC						
@ 24.0831	25.000	12/16/98	07/29/09	601.56	-232.02	L 369.54
BROKERAGE						
TAX &/OR SEC						
J.P. MORGAN SECURITIES INC.						
MONSANTO CO						
@ 82.7401	10.000	01/03/08	07/29/09	827.18	1,171.94	L -344.76
BROKERAGE						
TAX &/OR SEC						
J.P. MORGAN SECURITIES INC.						



IRVING BERLIN CHARITABLE FUND INC
 Account Number: A 21258-00-8

Capital Gain and Loss Schedule

Transactions

Note: **S** indicates Short Term Realized Gain/Loss
L indicates Long Term Realized Gain/Loss
F indicates Foreign Exchange Gain/Loss
 on Capital Transactions
O indicates Ordinary Income Gain

Security Description	Units	Acq Date	Sold Date	Net Proceeds	Tax Cost	Total Gain/Loss
OCCEAN PETROLEUM CORP @ 69.06	10.000	04/30/09	07/29/09	690.38	581.70	S 108.68
BROKERAGE						
TAX &/OR SEC						
J.P. MORGAN SECURITIES INC.						
PEPSICO INC @ 56.0567	15.000	01/09/08	07/29/09	840.53	1,183.69	L -343.16
BROKERAGE						
TAX &/OR SEC						
J.P. MORGAN SECURITIES INC.						
Pfizer Inc @ 15.69	25.000	02/18/09	07/29/09	391.73	355.91	S 35.82
BROKERAGE						
TAX &/OR SEC						
J.P. MORGAN SECURITIES INC.						

IRVING BERLIN CHARITABLE FUND INC
 Account Number: A 21258-00-8

Capital Gain and Loss Schedule

Transactions

Note: S indicates Short Term Realized Gain/Loss
 L indicates Long Term Realized Gain/Loss
 F indicates Foreign Exchange Gain/Loss
 on Capital Transactions
 O indicates Ordinary Income Gain



05440700110310045061
 05540700450010012261

Security Description	Units	Acq Date	Sold Date	Net Proceeds	Tax Cost	Total Gain/Loss
PRUDENTIAL FINANCIAL INC	25.000	06/02/09	07/29/09	1,051.73	1,051.31	S .42
@ 42.0904						
BROKERAGE						
TAX &/OR SEC						
J.P. MORGAN SECURITIES INC.	25.000	02/16/06	07/29/09	473.99	575.50	L -101.51
SAFEWAY INC						
@ 18.98						
BROKERAGE						
TAX &/OR SEC						
J.P. MORGAN SECURITIES INC.	23.000	06/04/08	07/29/09	748.34	907.49	L -159.15
TIME WARNER CABLE INC	29.000	01/15/09	07/29/09	943.56	636.00	S 307.56
@ 32.5573						
BROKERAGE						
TAX &/OR SEC						
MERRILL LYNCH PIERCE FENNER & SMIT						



IRVING BERLIN CHARITABLE FUND INC
 Account Number: A 21258-00-8

Capital Gain and Loss Schedule

Transactions

Note: S indicates Short Term Realized Gain/Loss
 L indicates Long Term Realized Gain/Loss
 F indicates Foreign Exchange Gain/Loss
 on Capital Transactions
 O indicates Ordinary Income Gain

Security Description	Units	Acq Date	Sold Date	Net Proceeds	Tax Cost	Total Gain/Loss
YUM BRANDS INC @ 33.85 846.25	25.000	01/09/08	07/29/09	845.73	927.07	L -81.34
BROKERAGE 0.50						
TAX &/OR SEC .02						
J.P. MORGAN SECURITIES INC.						
WELLS FARGO & CO @ 25.08 627.00	25.000	12/17/07	07/30/09	626.48	763.00	L -136.52
BROKERAGE 0.50						
TAX &/OR SEC .02						
KNIGHT SECURITIES BROADCORT CAP						
YAHOO INC @ 15.3659 1,536.59	100.000	01/10/08	07/29/09	1,533.55	2,317.38	L -783.83
BROKERAGE 3.00						
TAX &/OR SEC .04						
WEEDEN AND CO						

IRVING BERLIN CHARITABLE FUND INC
 Account Number: A 21258-00-8

Capital Gain and Loss Schedule

Transactions

Note: S indicates Short Term Realized Gain/Loss
 L indicates Long Term Realized Gain/Loss
 F indicates Foreign Exchange Gain/Loss
 on Capital Transactions
 O indicates Ordinary Income Gain



05440700110310045062
 05540700450010012262

Security Description	Units	Acq Date	Sold Date	Net Proceeds	Tax Cost	Total Gain/Loss
CATERPILLAR INC	25.000	02/06/09	08/06/09	1,178.56	842.78	S 333.78
@ 47.0836						
BROKERAGE	0.50					
TAX &/OR SEC	.03					
J.P. MORGAN SECURITIES INC.						
TD AMERITRADE HOLDING CORPORATION	50.000	04/18/07	08/10/09	964.08	783.10	L 180.98
@ 19.3121						
BROKERAGE	1.50					
TAX &/OR SEC	.03					
MORGAN STANLEY & CO. INCORPORATED						
GENERAL ELECTRIC CO	75.000	08/28/98	08/13/09	1,061.22	2,173.17	L -1,111.95
@ 14.18						
BROKERAGE	2.25					
TAX &/OR SEC	.03					
MORGAN STANLEY & CO. INCORPORATED						



DAVITA

IRVING BERLIN CHARITABLE FUND INC
Account Number: A 21258-00-8

Capital Gain and Loss Schedule

Transactions

Note: S indicates Short Term Realized Gain/Loss
L indicates Long Term Realized Gain/Loss
F indicates Foreign Exchange Gain/Loss
on Capital Transactions
O indicates Ordinary Income Gain

Security Description	Units	Acq Date	Sold Date	Net Proceeds	Tax Cost	Total Gain/Loss
URBAN OUTFITTERS INC @ 28.484	25.000	04/01/09	08/13/09	711.33	386.69	S 324.64
BROKERAGE	712.10					
TAX &/OR SEC	0.75					
PIPER JAFFRAY & CO.	.02					
GENERAL ELECTRIC CO @ 13.3468	100.000	08/28/98	09/01/09	1,331.65	2,897.55	L -1,565.90
BROKERAGE	2,002.02					
TAX &/OR SEC	4.50					
UBS SECURITIES LLC	.05	10/02/08	09/01/09	665.82	1,117.02	S -451.20
FREDDIE MAC FORMERLY KNOWN AS FEDERAL HOME LOAN MORTGAGE CORP REPRESENTS PRO RATA SHARE OF THE NET SETTLEMENT FROM THE FREDDIE MAC	0.000	00/00/00	00/00/00	.61	.00	L .61

IRVING BERLIN CHARITABLE FUND INC
 Account Number: A 21258-00-8



05440700110310045063
 05540700450010012263

Capital Gain and Loss Schedule

Transactions

Note: S indicates Short Term Realized Gain/Loss
 L indicates Long Term Realized Gain/Loss
 F indicates Foreign Exchange Gain/Loss on Capital Transactions
 O indicates Ordinary Income Gain

Security Description	Units	Acq Date	Sold Date	Net Proceeds	Tax Cost	Total Gain/Loss
NATIONAL SEMICONDUCTOR CORP	25.000	04/06/09	09/09/09	389.90	295.48	S 94.42
@ 15.6263						
BROKERAGE						
TAX &/OR SEC						
UBS SECURITIES LLC						
T ROWE PRICE INTERNATIONAL FUNDS INC	1,205.780	06/25/09	09/11/09	17,086.02	15,000.00	S 2,086.02
NEW ASIA FUND						
CAREFUSION CORPORATION	0.500	00/00/00	09/15/09	9.30	.00	L 9.30
CASH IN LIEU OF FRACTIONAL SHARES						
SAFeway INC	50.000	02/16/06	09/10/09	990.29	1,151.00	L -160.71
@ 19.8364						
BROKERAGE						
TAX &/OR SEC						
UBS SECURITIES LLC						

IRVING BERLIN CHARITABLE FUND INC
 Account Number: A 21258-00-8

Capital Gain and Loss Schedule

Transactions

Note: **S** indicates Short Term Realized Gain/Loss
L indicates Long Term Realized Gain/Loss
F indicates Foreign Exchange Gain/Loss on Capital Transactions
O indicates Ordinary Income Gain

Security Description	Units	Acq Date	Sold Date	Net Proceeds	Tax Cost	Total Gain/Loss
EXELON CORP @ 48.3273	60.000	07/09/08	09/14/09	2,897.76	5,374.23	L -2,476.47
BROKERAGE						
TAX &/OR SEC						
CREDIT SUISSE FIRST BOSTON LLC						
SCHERING-PLOUGH CORP @ 28.5649	125.000	10/22/07	09/14/09	3,566.77	3,566.21	L .56
BROKERAGE						
TAX &/OR SEC						
BARCLAYS CAPITAL INC/LE						
SCHERING-PLOUGH CORP @ 28.575	100.000	08/10/07	09/14/09	2,855.42	2,719.64	L 135.78
BROKERAGE						
TAX &/OR SEC						
LIQUIDNET INC						

IRVING BERLIN CHARITABLE FUND INC
Account Number: A 21258-00-8

Capital Gain and Loss Schedule

Transactions

Note: S indicates Short Term Realized Gain/Loss
L indicates Long Term Realized Gain/Loss
F indicates Foreign Exchange Gain/Loss
on Capital Transactions
O indicates Ordinary Income Gain



05440700110310045064
05540700450010012264

Security Description	Units	Acq Date	Sold Date	Net Proceeds	Text Cost	Total Gain/Loss
WYETH	50.000	01/23/09	09/14/09	2,392.05	2,107.36	S 284.69
@ 47.8722						
BROKERAGE						
TAX &/OR SEC						
CREDIT SUISSE FIRST BOSTON LLC						
CAREFUSION CORPORATION	12.000	06/08/09	09/17/09	256.02	209.97	S 46.05
@ 21.3662						
BROKERAGE						
TAX &/OR SEC						
MORGAN STANLEY & CO. INCORPORATED						
APACHE CORP	10.000	01/04/08	09/18/09	941.66	1,098.00	L -156.34
@ 94.1981						
BROKERAGE						
TAX &/OR SEC						
UBS SECURITIES LLC						



IRVING BERLIN CHARITABLE FUND INC
Account Number: A 21258-00-8

Capital Gain and Loss Schedule

Transactions

Note: **S** indicates Short Term Realized Gain/Loss
L indicates Long Term Realized Gain/Loss
F indicates Foreign Exchange Gain/Loss
on Capital Transactions
O indicates Ordinary Income Gain

Security Description	Units	Acq Date	Sold Date	Net Proceeds	Tax Cost	Total Gain/Loss
JPMORGAN INTERNATIONAL VALUE FUND SELECT SHARE CLASS FUND 1296	1,419.110	06/25/09	09/22/09	18,491.02	15,000.00	S 3,491.02
JP MORGAN CHASE BANK AS SHAREHOLDER SERVICING AGENT						
JPMORGAN TREASURY & AGENCY FUND SELECT CLASS FUND 3565	2,443.790	11/16/07	09/22/09	25,000.00	23,998.04	L 1,001.96
JP MORGAN CHASE BANK AS SHAREHOLDER SERVICING AGENT						
ALTRIA GROUP INC @ 17.9102	25.000	01/13/09	09/22/09	447.00	405.10	S 41.90
BROKERAGE						447.76
TAX &/OR SEC						0.75
UBS SECURITIES LLC						.01

IRVING BERLIN CHARITABLE FUND INC
 Account Number: A 21258-00-8

Capital Gain and Loss Schedule

Transactions

Note: S indicates Short Term Realized Gain/Loss
 L indicates Long Term Realized Gain/Loss
 F indicates Foreign Exchange Gain/Loss
 on Capital Transactions
 O indicates Ordinary Income Gain



05440700110310045065
 05540700450010012265

Security Description	Units	Acq Date	Sold Date	Net Proceeds	Tax Cost	Total Gain/Loss
JPMORGAN HIGH YIELD BOND FUND SELECT CLASS FUND 3580	1,623.370	02/06/08	09/30/09	12,094.16	12,500.00	L -405.84
JP MORGAN CHASE BANK AS SHAREHOLDER SERVICING AGENT,						
JPMORGAN TREASURY & AGENCY FUND SELECT CLASS FUND 3565	2,249.610	11/16/07	09/30/09	23,013.60	22,091.26	L 922.34
JP MORGAN CHASE BANK AS SHAREHOLDER SERVICING AGENT						
EXXON MOBIL CORP @ 66.4211	50.000	09/17/96	10/05/09	3,319.46	1,063.04	L 2,256.42
BROKERAGE						
TAX &/OR SEC						
BARCLAYS CAPITAL LE						



IRVING BERLIN CHARITABLE FUND INC
Account Number: A 21258-00-8

Capital Gain and Loss Schedule

Transactions

Note: **S** indicates Short Term Realized Gain/Loss
L indicates Long Term Realized Gain/Loss
F indicates Foreign Exchange Gain/Loss
on Capital Transactions
O indicates Ordinary Income Gain

Security Description	Units	Acq Date	Sold Date	Net Proceeds	Tax Cost	Total Gain/Loss
MCKESSON CORP @ 58.88	25.000	04/01/09	10/07/09	1,471.46	868.57	S 602.89
BROKERAGE						
TAX &/OR SEC						
LIQUIDNET INC						
AMERIPRISE FINANCIAL INC @ 35.8489	25.000	01/04/08	10/13/09	895.45	1,351.53	L -456.08
BROKERAGE						
TAX &/OR SEC						
BARCLAYS CAPITAL LE						
CATERPILLAR INC @ 54.4266	10.000	04/21/09	10/14/09	543.95	311.06	S 232.89
BROKERAGE						
TAX &/OR SEC						
UBS SECURITIES LLC						

IRVING BERLIN CHARITABLE FUND INC
 Account Number: A 21258-00-8

Capital Gain and Loss Schedule

Transactions

Note: **S** indicates Short Term Realized Gain/Loss
L indicates Long Term Realized Gain/Loss
F indicates Foreign Exchange Gain/Loss
 on Capital Transactions
O indicates Ordinary Income Gain



05440700140310045066
 05540700450010012266

Security Description	Units	Acq Date	Sold Date	Net Proceeds	Tax Cost	Total Gain/Loss
PRAXAIR INC	35.000	10/19/05	10/14/09	2,915.92	1,617.22	L 1,298.70
@ 83.3442						
BROKERAGE						
TAX &/OR SEC						
CITIGROUP GLOBAL MKTS INC						
ANADARKO PETROLEUM CORP	25.000	05/22/09	10/15/09	1,641.25	1,090.83	S 550.42
@ 65.6822						
BROKERAGE						
TAX &/OR SEC						
BARCLAYS CAPITAL LE						
NOBLE CORPORATION	25.000	05/22/09	10/29/09	1,062.97	772.13	S 290.84
@ 42.54						
BROKERAGE						
TAX &/OR SEC						
J.P. MORGAN SECURITIES INC.						



IRVING BERLIN CHARITABLE FUND INC
Account Number: A 21258-00-8

Capital Gain and Loss Schedule

Transactions

Note: **S** indicates Short Term Realized Gain/Loss
L indicates Long Term Realized Gain/Loss
F indicates Foreign Exchange Gain/Loss
on Capital Transactions
O indicates Ordinary Income Gain

Security Description	Units	Acq Date	Sold Date	Net Proceeds	Tax Cost	Total Gain/Loss
ALTRIA GROUP INC @ 18.37 459.25	25.000	01/13/09	10/29/09	458.73	405.10	S 53.63
BROKERAGE 0.50						
TAX &/OR SEC .02						
J.P. MORGAN SECURITIES INC.						
BANK OF AMERICA CORP @ 15.66 783.00	50.000	07/18/08	10/29/09	781.97	1,373.87	L -591.90
BROKERAGE 1.00						
TAX &/OR SEC .03						
J.P. MORGAN SECURITIES INC.						
CVS/CAREMARK CORPORATION @ 36.33 908.25	25.000	06/25/09	10/29/09	907.72	778.75	S 128.97
BROKERAGE 0.50						
TAX &/OR SEC .03						
J.P. MORGAN SECURITIES INC.						

IRVING BERLIN CHARITABLE FUND INC
 Account Number: A 21258-00-8

Capital Gain and Loss Schedule

Transactions

Note: **S** indicates Short Term Realized Gain/Loss
L indicates Long Term Realized Gain/Loss
F indicates Foreign Exchange Gain/Loss
 on Capital Transactions
O indicates Ordinary Income Gain



05440700110310045067
 05540700450010012267

Security Description	Units	Acq Date	Sold Date	Net Proceeds	Tax Cost	Total Gain/Loss
CHEVRON CORP	15.000	06/03/09	10/29/09	1,170.26	1,016.25	\$ 154.01
@ 78.04						
BROKERAGE						
TAX &/OR SEC						
J.P. MORGAN SECURITIES INC.						
CISCO SYSTEMS INC	25.000	07/22/09	10/29/09	587.23	538.49	\$ 48.74
@ 23.51						
BROKERAGE						
TAX &/OR SEC						
J.P. MORGAN SECURITIES INC.						
CONOCOPHILLIPS	15.000	10/05/09	10/29/09	766.78	713.91	\$ 52.87
@ 51.14						
BROKERAGE						
TAX &/OR SEC						
J.P. MORGAN SECURITIES INC.						

Capital Gain and Loss Schedule

Transactions

Note: **S** indicates Short Term Realized Gain/Loss
L indicates Long Term Realized Gain/Loss
F indicates Foreign Exchange Gain/Loss
 on Capital Transactions
O indicates Ordinary Income Gain

Security Description	Units	Acq Date	Sold Date	Net Proceeds	Tax Cost	Total Gain/Loss
DEERE & CO	15.000	10/15/09	10/29/09	712.93	655.38	S 57.55
@ 47.55						
BROKERAGE						
TAX &/OR SEC						
J.P. MORGAN SECURITIES INC.						
EXXON MOBIL CORP	20.000	09/17/96	10/29/09	1,468.96	425.22	L 1,043.74
@ 73.47						
BROKERAGE						
TAX &/OR SEC						
J.P. MORGAN SECURITIES INC.						
GILEAD SCIENCES INC	15.000	01/07/08	10/29/09	641.23	703.63	L -62.40
@ 42.77						
BROKERAGE						
TAX &/OR SEC						
J.P. MORGAN SECURITIES INC.						

IRVING BERLIN CHARITABLE FUND INC
 Account Number: A 21258-00-8

Capital Gain and Loss Schedule

Transactions

Note: S indicates Short Term Realized Gain/Loss
 L indicates Long Term Realized Gain/Loss
 F indicates Foreign Exchange Gain/Loss
 on Capital Transactions
 O indicates Ordinary Income Gain



05440700310310045068
 05540700450010012268

Security Description	Units	Acq Date	Sold Date	Net Proceeds	Tax Cost	Total Gain/Loss
GOLDMAN SACHS GROUP INC @ 177.04 885.20 BROKERAGE 0.10 TAX &/OR SEC .03 J.P. MORGAN SECURITIES INC.	5.000	04/04/08	10/29/09	885.07	888.57	L -3.50
GOOGLE INC CL A @ 549.96 1,099.92 BROKERAGE 0.04 TAX &/OR SEC .03	2.000	09/07/07	10/29/09	-1,099.85	1,039.37	L 60.48
HEWLETT-PACKARD CO @ 48.325 1,208.13 BROKERAGE 0.50 TAX &/OR SEC .04 J.P. MORGAN SECURITIES INC.	25.000	03/18/09	10/29/09	1,207.59	728.24	S 479.35

IRVING BERLIN CHARITABLE FUND INC
 Account Number: A 21258-00-8

Capital Gain and Loss Schedule

Transactions

Note: **S** indicates Short Term Realized Gain/Loss
L indicates Long Term Realized Gain/Loss
F indicates Foreign Exchange Gain/Loss
 on Capital Transactions
O indicates Ordinary Income Gain

Security Description	Units	Acq Date	Sold Date	Net Proceeds	Tax Cost	Total Gain/Loss
JUNIPER NETWORKS INC	25.000	09/09/09	10/29/09	658.23	652.97	S 5.26
@ 26.35						
BROKERAGE						
TAX &/OR SEC						
J.P. MORGAN SECURITIES INC.						
MERCK & CO INC	25.000	02/27/07	10/29/09	778.72	1,080.66	L -301.94
@ 31.17						
BROKERAGE						
TAX &/OR SEC						
J.P. MORGAN SECURITIES INC.						
MICROSOFT CORP	75.000	10/15/98	10/29/09	2,127.69	1,927.02	L 200.67
@ 28.39						
BROKERAGE						
TAX &/OR SEC						
J.P. MORGAN SECURITIES INC.						



Capital Gain and Loss Schedule

Transactions

Note: S indicates Short Term Realized Gain/Loss
L indicates Long Term Realized Gain/Loss
F indicates Foreign Exchange Gain/Loss
on Capital Transactions
O indicates Ordinary Income Gain

Security Description	Units	Acq Date	Sold Date	Net Proceeds	Tax Cost	Total Gain/Loss
NIKE INC B	10.000	01/07/08	10/29/09	638.48	617.80	L 18.68
@ 63.67						
BROKERAGE						
TAX &/OR SEC						
J.P. MORGAN SECURITIES INC.						
NORFOLK SOUTHERN CORP	15.000	10/27/05	10/29/09	706.48	593.09	L 113.39
@ 47.12						
BROKERAGE						
TAX &/OR SEC						
J.P. MORGAN SECURITIES INC.						
ORACLE CORP	25.000	10/13/09	10/29/09	533.73	523.09	S 10.64
@ 21.37						
BROKERAGE						
TAX &/OR SEC						
J.P. MORGAN SECURITIES INC.						



IRVING BERLIN CHARITABLE FUND INC
Account Number: A 21258-00-8

Capital Gain and Loss Schedule

Transactions

Note: S indicates Short Term Realized Gain/Loss
L indicates Long Term Realized Gain/Loss
F indicates Foreign Exchange Gain/Loss on Capital Transactions
O indicates Ordinary Income Gain

Security Description	Units	Acq Date	Sold Date	Net Proceeds	Tax Cost	Total Gain/Loss
PARKER-HANNIFIN CORP	15,000	08/13/09	10/29/09	813.87	746.03	S 67.84
@ 54.28						
BROKERAGE	0.30					
TAX &/OR SEC	.03					
J.P. MORGAN SECURITIES INC.						
PAYCHEX INC	25,000	05/22/09	10/29/09	716.73	672.97	S 43.76
@ 28.69						
BROKERAGE	0.50					
TAX &/OR SEC	.02					
J.P. MORGAN SECURITIES INC.						
PEPSICO INC	20,000	01/09/08	10/29/09	1,224.16	1,578.25	L -354.09
@ 61.23						
BROKERAGE	0.40					
TAX &/OR SEC	.04					
J.P. MORGAN SECURITIES INC.						

IRVING BERLIN CHARITABLE FUND INC
 Account Number: A 21258-00-8



05440700110310045070
 05540700450010012270

Capital Gain and Loss Schedule

Transactions

Note: **S** indicates Short Term Realized Gain/Loss
L indicates Long Term Realized Gain/Loss
F indicates Foreign Exchange Gain/Loss on Capital Transactions
O indicates Ordinary Income Gain

Security Description	Units	Acq Date	Sold Date	Net Proceeds	Tax Cost	Total Gain/Loss
PFIZER INC	50.000	09/14/09	10/29/09	870.47	816.50	S 53.97
@ 17.43						
BROKERAGE						
TAX &/OR SEC						
J.P. MORGAN SECURITIES INC.						
PROCTER & GAMBLE CO	20.000	07/31/07	10/29/09	1,187.96	1,258.06	L -70.10
@ 59.42						
BROKERAGE						
TAX &/OR SEC						
J.P. MORGAN SECURITIES INC.						
PRUDENTIAL FINANCIAL INC	15.000	08/06/09	10/29/09	719.08	674.48	S 44.60
@ 47.96						
BROKERAGE						
TAX &/OR SEC						
J.P. MORGAN SECURITIES INC.						



IRVING BERLIN CHARITABLE FUND INC
 Account Number: A 21258-00-8

Capital Gain and Loss Schedule

Transactions

Note: **S** indicates Short Term Realized Gain/Loss
L indicates Long Term Realized Gain/Loss
F indicates Foreign Exchange Gain/Loss
 on Capital Transactions
O indicates Ordinary Income Gain

Security Description	Units	Acq Date	Sold Date	Net Proceeds	Tax Cost	Total Gain/Loss
QUALCOMM INC	15.000	04/12/02	10/29/09	637.78	258.35	L 379.43
@ 42.54						
BROKERAGE						
TAX &/OR SEC						
J.P. MORGAN SECURITIES INC.						
SCHLUMBERGER LTD	10.000	02/05/09	10/29/09	649.48	418.37	S 231.11
@ 64.97						
BROKERAGE						
TAX &/OR SEC						
J.P. MORGAN SECURITIES INC.						
SOUTHERN CO	25.000	09/10/09	10/29/09	792.72	782.62	S 10.10
@ 31.73						
BROKERAGE						
TAX &/OR SEC						
J.P. MORGAN SECURITIES INC.						

IRVING BERLIN CHARITABLE FUND INC
 Account Number: A 21258-00-8

Capital Gain and Loss Schedule

Transactions

Note: S indicates Short Term Realized Gain/Loss
 L indicates Long Term Realized Gain/Loss
 F indicates Foreign Exchange Gain/Loss
 on Capital Transactions
 O indicates Ordinary Income Gain



Security Description	Units	Acq Date	Sold Date	Net Proceeds	Tax Cost	Total Gain/Loss
STAPLES INC	25.000	08/19/08	10/29/09	555.98	578.98	L -23.00
@ 22.26						
BROKERAGE						
TAX &/OR SEC						
J.P. MORGAN SECURITIES INC.						
TIME WARNER INC	25.000	02/08/08	10/29/09	766.98	884.20	L -117.22
NEW						
@ 30.70						
BROKERAGE						
TAX &/OR SEC						
J.P. MORGAN SECURITIES INC.						
THE TRAVELERS COMPANIES INC.	15.000	09/16/08	10/29/09	776.53	731.86	L 44.67
@ 51.79						
BROKERAGE						
TAX &/OR SEC						
J.P. MORGAN SECURITIES INC.						



IRVING BERLIN CHARITABLE FUND INC
Account Number: A 21258-00-8

Capital Gain and Loss Schedule

Transactions

Note: **S** indicates Short Term Realized Gain/Loss
L indicates Long Term Realized Gain/Loss
F indicates Foreign Exchange Gain/Loss
on Capital Transactions
O indicates Ordinary Income Gain

Security Description	Units	Acq Date	Sold Date	Net Proceeds	Per Cost	Total Gain/Loss
URBAN OUTFITTERS INC	25.000	01/14/09	10/29/09	813.47	360.97	S 452.50
@ 32.56						
BROKERAGE						
TAX &/OR SEC						
J.P. MORGAN SECURITIES INC.						
V F CORP	10.000	04/29/09	10/29/09	713.08	576.87	S 136.21
@ 71.33						
BROKERAGE						
TAX &/OR SEC						
J.P. MORGAN SECURITIES INC.						
VERIZON COMMUNICATIONS INC	25.000	07/09/97	10/29/09	751.73	909.60	L -157.87
@ 30.09						
BROKERAGE						
TAX &/OR SEC						
J.P. MORGAN SECURITIES INC.						

IRVING BERLIN CHARITABLE FUND INC
 Account Number: A 21258-00-8

Capital Gain and Loss Schedule

Transactions

Note: S indicates Short Term Realized Gain/Loss
 L indicates Long Term Realized Gain/Loss
 F indicates Foreign Exchange Gain/Loss
 on Capital Transactions
 O indicates Ordinary Income Gain.



05440700110310045072
 05540700450010012272

Security Description	Units	Acq Date	Sold Date	Net Proceeds	Tax Cost	Total Gain/Loss
WAL MART STORES, INC	15.000	07/29/96	10/29/09	755.53	178.35	L 577.18
@ 50.39						
BROKERAGE						
TAX &/OR SEC						
J.P. MORGAN SECURITIES INC.						
XLINX CORP	25.000	12/11/07	10/29/09	559.98	568.14	L -8.16
@ 22.42						
BROKERAGE						
TAX &/OR SEC						
J.P. MORGAN SECURITIES INC.						
MERCK & CO INC	25.000	02/27/07	11/04/09	804.91	1,080.66	L -275.75
@ 32,2271						
BROKERAGE						
TAX &/OR SEC						
CITIGROUP GLOBAL MKTS INC	25.000	09/14/09	11/04/09	804.91	818.56	S -13.65

IRVING BERLIN CHARITABLE FUND INC
 Account Number: A 21258-00-8

Capital Gain and Loss Schedule

Transactions

Note: **S** indicates Short Term Realized Gain/Loss
L indicates Long Term Realized Gain/Loss
F indicates Foreign Exchange Gain/Loss
 on Capital Transactions
O indicates Ordinary Income Gain

Security Description	Units	Acq Date	Sold Date	Net Proceeds	Tax Cost	Total Gain/Loss
CATERPILLAR INC	20.000	04/21/09	11/05/09	1,150.33	587.96	S 562.37
@ 57.548						
BROKERAGE						
TAX &/OR SEC						
SOLEIL SECURITIES CORP						
AXIS CAPITAL HOLDINGS LTD	25.000	09/16/08	11/13/09	743.43	849.77	L -106.34
@ 29.7681						
BROKERAGE						
TAX &/OR SEC						
GOLDMAN SACHS & CO.						
AON CORP	25.000	07/30/09	11/17/09	1,012.21	997.85	S 14.36
@ 40.5197						
BROKERAGE						
TAX &/OR SEC						
DOWLING PARTNERS						



IRVING BERLIN CHARITABLE FUND INC
Account Number: A 21258-00-8

Capital Gain and Loss Schedule

Transactions

Note: S indicates Short Term Realized Gain/Loss
L indicates Long Term Realized Gain/Loss
F indicates Foreign Exchange Gain/Loss on Capital Transactions
O indicates Ordinary Income Gain

Security Description	Units	Acq Date	Sold Date	Net Proceeds	Tax Cost	Total Gain/Loss
AMAZON COM INC @ 136.5621	15.000	09/10/09	12/07/09	2,047.92	1,250.65	S 797.27
BROKERAGE						
TAX &/OR SEC						
CRAIG - HALLUM						
AOI INC @ 23.1628	12.000	12/05/08	12/10/09	277.60	N/A	61.19 Gain
BROKERAGE						
TAX &/OR SEC						
MORGAN STANLEY & CO. INCORPORATED						
NATIONAL SEMICONDUCTOR CORP @ 14.6815	2.000	01/15/09	12/10/09	46.26	N/A	10.19 Gain
BROKERAGE						
TAX &/OR SEC						
BARCLAYS CAPITAL LE						
NATIONAL SEMICONDUCTOR CORP @ 14.6815	50.000	04/06/09	12/11/09	732.56	590.93	S 141.63
BROKERAGE						
TAX &/OR SEC						
BARCLAYS CAPITAL LE						

New Basis for 14 shares of AOL \$ 252.48
216.41
36.069

AOL see 12/31/09 spin of for every 11 shares of Time Warner received 1 share of AOL

IRVING BERLIN CHARITABLE FUND INC
 Account Number: A 21258-00-8



Capital Gain and Loss Schedule

Transactions

Note: S indicates Short Term Realized Gain/Loss
 L indicates Long Term Realized Gain/Loss
 F indicates Foreign Exchange Gain/Loss
 on Capital Transactions
 O indicates Ordinary Income Gain

Security Description	Units	Acq Date	Sold Date	Net Proceeds	Tax Cost	Total Gain/Loss
BRISTOL MYERS SQUIBB CO	50.000	11/04/09	12/15/09	1,283.46	1,122.24	S 161.22
@ 25.70						
BROKERAGE						
TAX &/OR SEC						
CRAIG - HALLUM						
THE TRAVELERS COMPANIES INC.	15.000	10/30/08	12/16/09	750.76	692.00	L 58.76
@ 50.0823						
BROKERAGE						
TAX &/OR SEC						
ABEL NOSER CORP						



IRVING BERLIN CHARITABLE FUND INC
 Account Number: A 21258-00-8

Capital Gain and Loss Schedule

Transactions

Note: S indicates Short Term Realized Gain/Loss
 L indicates Long Term Realized Gain/Loss
 F indicates Foreign Exchange Gain/Loss on Capital Transactions
 O indicates Ordinary Income Gain

Security Description	Units	Acq Date	Sold Date	Net Proceeds	Tax Cost	Total Gain/Loss
THE TRAVELERS COMPANIES INC.	20,000	10/30/08	12/16/09	1,012.58	816.38	L 196.20
@ 50.6506						
BROKERAGE						
TAX &/OR SEC						
GOLDMAN SACHS EXECUTION & CLEARING						
Total Gain/Loss				301,658.44	374,932.22 + 216,411 = 591,343.63	L -73,685.18
				170,623.68	187,514.81 + 36,069 = 223,583.81	S -16,937.39

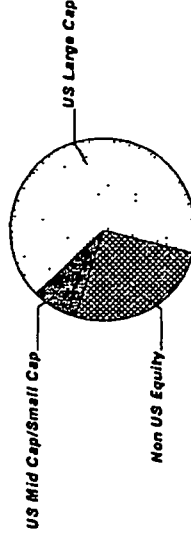
Note: Your capital gain and loss schedule will show an N/A for the gain or loss for sales where we have incomplete or missing tax cost. Please consult your tax advisor for appropriate tax reporting on these sales.

472,182.12 562,699.5
 L (-73,685.18)
 S (16,937.39)
 (90,577.39)

Equity Summary

Asset Categories	Beginning Market Value	Ending Market Value	Change In Value	Current Allocation
US Large Cap	456,181.28	467,936.41	11,755.13	58%
US Mid Cap/Small Cap	54,847.14	57,981.85	3,134.71	7%
Non US Equity	185,253.82	187,920.72	2,666.90	23%
Total Value	\$696,282.24	\$713,838.98	\$17,556.74	88%

Asset Categories



Market Value/Cost	Current Period Value
Market Value	713,838.98
Tax Cost	630,568.41
Unrealized Gain/Loss	83,270.56
Estimated Annual Income	9,877.07
Accrued Dividends	633.65
Yield	1.38%

IRVING BERLIN CHARITABLE FUND INC ACCT. A21258008
For the Period 12/1/09 to 12/31/09



00640730180202168304
00740730410010085104

Equity Detail

	Quantity	Price	Market Value	Tax Cost	Unrealized Gain/Loss	Estimated Annual Income / Accrued Dividends	Yield
US Large Cap							
ABBOTT LABORATORIES 002824-10-0 ABT	130,000	53.99	7,018.70	6,094.08	924.62	208.00	2.96%
ADVANCED AUTO PARTS INC 00751Y-10-6 AAP	50,000	40.48	2,024.00	1,835.12	188.88	12.00 3.00	0.59%
AETNA INC 00817Y-10-8 AET	100,000	31.70	3,170.00	3,385.94	(215.94)	4.00	0.13%
AFLAC INC 001055-10-2 AFL	45,000	46.25	2,091.25	1,984.43	96.82	50.40	2.42%
AMAZON COM INC 023135-10-6 AMZN	10,000	134.52	1,345.20	833.77	511.43		
ANADARKO PETROLEUM CORP 032511-10-7 APC	25,000	62.42	1,560.50	1,077.96	482.54	9.00	0.58%
APACHE CORP 037411-10-5 APA	45,000	103.17	4,642.65	4,486.82	155.83	27.00	0.58%
APPLE INC. 037893-10-0 AAPL	30,000	210.73	6,321.96	2,698.50	3,623.46		
APPLIED MATERIALS INC 038222-10-5 AMAT	250,000	13.94	3,485.00	3,302.36	182.64	60.00	1.72%
AT&T INC. 00206R-10-2 T	150,000	28.03	4,204.50	5,772.97	(1,568.47)	252.00	5.99%
BANK OF AMERICA CORP 060505-10-4 BAC	424,000	15.06	6,385.44	9,777.95	(3,392.51)	16.96	0.27%

IRVING BERLIN CHARITABLE FUND INC - ACCT. A21258008
For the Period 12/1/09 to 12/31/09

	Quantity	Price	Market Value	Tax Cost	Unrealized Gain/Loss	Estimated Annual Income Accrued Dividends	Yield
US Large Cap							
BANK OF NEW YORK MELLON CORP 064058-10-0 BK	150,000	27.97	4,195.50	5,567.16	(1,371.66)	54.00	1.29%
BAXTER INTERNATIONAL INC 071813-10-9 BAX	50,000	58.68	2,934.00	2,515.14	418.86	58.00 14.50	1.98%
BB & T CORP 054937-10-7 BBT	50,000	25.37	1,268.50	815.59	452.91	30.00	2.36%
BOEING CO 097023-10-5 BA	25,000	54.13	1,353.25	1,678.08	(324.83)	42.00	3.10%
BRISTOL MYERS SQUIBB CO 110122-10-8 BMY	125,000	25.25	3,156.25	2,560.90	595.35	160.00 40.00	5.07%
CARDINAL HEALTH INC 14149Y-10-8 CAH	50,000	32.24	1,612.00	1,239.39	372.61	35.00 8.75	2.17%
CATERPILLAR INC 149123-10-1 CAT	20,000	56.99	1,139.80	485.45	654.35	33.60	2.95%
CELGENE CORPORATION 151020-10-4 CELG	75,000	55.68	4,176.00	3,461.75	714.25		
CHEVRON CORP 166764-10-0 CVX	60,000	76.99	4,619.40	3,933.37	686.03	163.20	3.53%
CISCO SYSTEMS INC 17275R-10-2 CSCO	347,000	23.94	8,307.18	2,130.20	6,176.98		
CITIGROUP INC 172967-10-1 C	675,000	3.31	2,234.25	2,853.32	(619.07)		
COACH INC 189754-10-4 COH	35,000	36.53	1,278.55	1,180.47	98.08	10.50	0.82%

IRVING BERLIN CHARITABLE FUND INC ACCT. A21258008
For the Period 12/1/09 to 12/31/09



	Quantity	Price	Market Value	Tax Cost	Unrealized Gain/Loss	Estimated Annual Income Accrued Dividends	Yield
US Large Cap							
COCA COLA CO 191216-10-0 KO	35,000	57.00	1,995.00	2,009.22	(14.22)	57.40	2.88%
COMCAST CORP CL A	100,000	16.86	1,686.00	1,692.13	(6.13)	37.80	2.24%
20030N-10-1 CMCS A							
CONOCOPHILLIPS 20825C-10-4 COP	60,000	51.07	3,064.20	2,855.62	208.58	120.00	3.92%
CORNING INC 219350-10-5 GLW	225,000	19.31	4,344.75	2,642.35	1,702.40	45.00	1.04%
CVS/CAREMARK CORPORATION 126650-10-0 CVS	150,000	32.21	4,831.50	3,917.21	914.29	45.75	0.95%
DEERE & CO 244199-10-5 DE	75,000	54.09	4,056.75	2,743.20	1,313.55	84.00	2.07%
DEVON ENERGY CORP 25179M-10-3 DVN	65,000	73.50	4,777.50	3,357.55	1,409.95	41.60	0.87%
DOW CHEMICAL CO 260543-10-3 DOW	125,000	27.63	3,453.75	1,596.90	1,856.85	75.00	2.17%
EDGEWOOD GROWTH FUND 0075W0-75-9 EGFI X	2,752.372	10.04	27,633.81	32,500.00	(4,866.19)	18.75	
EDISON INTERNATIONAL 281020-10-7 EIX	115,000	34.78	3,999.70	4,554.86	(555.16)	144.90	3.62%
EMERSON ELECTRIC CO 291011-10-4 EMR	60,000	42.60	2,556.00	2,139.35	416.65	80.40	3.15%
EOG RESOURCES INC 26875P-10-1 EOG	20,000	97.30	1,946.00	1,353.56	592.44	11.60	0.60%

IRVING BERLIN CHARITABLE FUND INC ACCT. A21258008
For the Period 12/1/09 to 12/31/09

	Quantity	Price	Market Value	Tax Cost	Unrealized Gain/Loss	Estimated Annual Income Accrued Dividends	Yield
US Large Cap							
EXXON MOBIL CORP 30231G-10-2 XOM	98,000	68.19	6,682.62	2,083.56	4,599.06	164.64	2.46%
FREEPORT-MCMORAN COPPER & GOLD INC CL B 35671D-85-7 FCX	70,000	80.29	5,620.30	3,736.66	1,883.64	42.00	0.75%
GENERAL MILLS INC 370334-10-4 GIS	25,000	70.81	1,770.25	1,510.65	259.60	49.00	2.77%
GILEAD SCIENCES INC 375558-10-3 GILD	60,000	43.27	2,596.20	2,804.38	(208.18)		
GOLDMAN SACHS GROUP INC 38141G-10-4 GS	40,000	168.84	6,753.60	3,914.31	2,839.29	56.00	0.83%
GOOGLE INC CL A 38259P-50-8 GOOG	14,000	619.98	8,679.72	4,990.91	3,688.81		
HEWLETT-PACKARD CO 428236-10-3 HPQ	215,000	51.51	11,074.65	5,766.87	5,307.78	68.80 17.20	0.62%
HONEYWELL INTERNATIONAL INC 438516-10-6 HON	35,000	39.20	1,372.00	1,434.54	(62.54)	42.35	3.09%
INTERNATIONAL GAME TECHNOLOGY 459902-10-2 IGT	25,000	18.77	469.25	386.81	82.44	6.00 1.50	1.28%
INTERNATIONAL BUSINESS MACHINES CORP 459200-10-1 IBM	35,000	130.90	4,581.50	1,072.66	3,508.84	77.00	1.68%
JOHNSON CONTROLS INC 478366-10-7 JCI	135,000	27.24	3,677.40	1,252.93	2,424.47	70.20 17.55	1.91%

IRVING BERLIN CHARITABLE FUND INC ACCT. A21258008
For the Period 12/1/09 to 12/31/09



00540736180202168306
00740730410010085106

	Quantity	Price	Market Value	Tax Cost	Unrealized Gain/Loss	Estimated Annual Income Accrued Dividends	Yield
US Large Cap							
JPMORGAN EQUITY INCOME FUND SELECT SHARE CLASS FUND 3128 4812CO-49-8 HLIE X	4,340.278	7.70	33,420.14	25,000.00	8,420.14	928.81 74.87	2.78%
JPMORGAN US LARGE CAP CORE PLUS FUND SELECT FUND 1002 4812A2-38-9 JLPS X	2,953.749	18.18	53,699.16	48,677.78	5,021.37	336.72	0.63%
JUNIPER NETWORKS INC 48203R-10-4 JNPR	100.000	26.67	2,667.00	1,852.03	814.97		
MANNING & NAPIER FUND INC EQUITY SERIES 563821-60-2 EXEY X	1,329.787	16.97	22,566.49	25,000.00	(2,433.51)	21.27	0.09%
MASTERCARD INC - CLASS A 57636Q-10-4 MA	10.000	255.98	2,559.80	1,828.12	731.68	6.00	0.23%
MERCK & CO INC 58933Y-10-5 MRK	200.000	36.54	7,308.00	6,356.03	951.97	304.00 76.00	4.16%
METLIFE INC 59156R-10-8 MET	50.000	35.35	1,767.50	1,360.25	407.25	37.00	2.09%
MICROSOFT CORP 594918-10-4 MSFT	455.000	30.48	13,868.40	11,042.38	2,826.02	236.60	1.71%
MONSANTO CO 61166W-10-1 MON	30.000	81.75	2,452.50	2,741.23	(288.73)	31.80	1.30%
MORGAN STANLEY 617446-44-8 MS	135.000	29.60	3,996.00	3,405.63	590.37	27.00	0.68%

IRVING BERLIN CHARITABLE FUND INC ACCT. A21258008
For the Period 12/1/09 to 12/31/09

	Quantity	Price	Market Value	Tax Cost	Unrealized Gain/Loss	Estimated Annual Income Accrued Dividends	Yield
US Large Cap							
NATIONAL SEMICONDUCTOR CORP 637640-10-3 NSM	75.000	15.36	1,152.00	886.36	265.64	24.00 6.00	2.08%
NETAPP INC 64110D-10-4 NTAP	50.000	34.36	1,718.00	776.61	941.39		
NIKE INC B 654106-10-3 NIKE	30.000	66.07	1,982.10	1,713.66	268.44	32.40 8.10	1.63%
NORFOLK SOUTHERN CORP 655844-10-8 NSC	160.000	52.42	8,387.20	6,325.48	2,061.72	217.60	2.59%
OCCIDENTAL PETROLEUM CORP 674599-10-5 OXY	80.000	81.35	6,508.00	4,545.46	1,962.54	105.60 26.40	1.62%
ORACLE CORP 68389X-10-5 ORCL	125.000	24.53	3,066.25	2,615.44	450.81	25.00	0.82%
PACCAR INC 693718-10-8 PCAR	75.000	36.27	2,720.25	2,454.36	265.89	27.00	0.99%
PARKER-HANNIFIN CORP 701094-10-4 PH	30.000	53.88	1,616.40	1,293.73	322.67	30.00	1.86%
PAYCHEX INC 704326-10-7 PAYX	50.000	30.64	1,532.00	1,290.15	241.85	62.00	4.05%
PEPSICO INC 713448-10-8 PEP	65.000	60.80	3,952.00	3,868.50	83.50	117.00 29.25	2.96%
PFIZER INC 717081-10-3 PFE	375.000	18.19	6,821.25	5,478.64	1,342.61	270.00	3.96%
PHILIP MORRIS INTERNATIONAL 718172-10-9 PM	100.000	48.19	4,819.00	3,811.58	1,007.42	232.00 58.00	4.81%

IRVING BERLIN CHARITABLE FUND INC ACCT. A21258008
For the Period 12/1/09 to 12/31/09



00640733180202168307
00740730410010085107

	Quantity	Price	Market Value	Tax Cost	Unrealized Gain/Loss	Estimated Annual Income Accrued Dividends	Yield
US Large Cap							
PRAXAIR INC 74005P-10-4 PX	40,000	80.31	3,212.40	1,848.26	1,364.14	64.00	1.99%
PROCTER & GAMBLE CO 742718-10-9 PG	150,000	60.63	9,094.50	4,183.77	4,910.73	264.00	2.90%
PRUDENTIAL FINANCIAL INC 744320-10-2 PRU	70,000	49.76	3,483.20	2,722.78	760.42	49.00	1.41%
QUALCOMM INC 747525-10-3 QCOM	115,000	46.26	5,319.90	1,980.65	3,339.25	78.20	1.47%
SCHLUMBERGER LTD 806857-10-8 SLB	45,000	65.09	2,929.05	1,782.69	1,146.36	37.80	1.29%
SOUTHERN CO 842587-10-7 SO	50,000	33.32	1,666.00	1,426.62	239.38	87.50	5.25%
SOUTHWESTERN ENERGY CO 845467-10-9 SWN	25,000	48.20	1,205.00	1,069.97	135.03		
SPRINT NEXTEL CORP 852061-10-0 S	300,000	3.66	1,098.00	1,227.00	(129.00)		
STAPLES INC 855030-10-2 SPLS	140,000	24.59	3,442.60	2,907.42	535.18	46.20	1.34%
STARWOOD HOTELS & RESORTS 85590A-40-1 HOT	75,000	36.57	2,742.75	1,598.86	1,143.89	15.00	0.55%
SYSCO CORP 871829-10-7 SY	75,000	27.94	2,095.50	2,376.07	(280.57)	75.00	3.58%
TD AMERITRADE HOLDING CORPORATION 87236Y-10-8 AMTD	50,000	19.38	969.00	783.10	185.90	18.75	

IRVING BERLIN CHARITABLE FUND INC - ACCT. A21258008
For the Period 12/1/09 to 12/31/09

	Quantity	Price	Market Value	Tax Cost	Unrealized Gain/Loss	Estimated Annual Income Accrued Dividends	Yield
US Large Cap							
TIME WARNER INC NEW	158,000	29.14	4,604.12	3,704.40	899.72	118.50	2.57%
887317-30-3 TWX							
<i>158 shares</i>							
UNITED TECHNOLOGIES CORP 913017-10-9 UTX	90,000	69.41	6,246.90	2,707.39	3,539.51	138.60	2.22%
URBAN OUTFITTERS INC 917047-10-2 URBN	25,000	34.99	874.75	360.96	513.79		
US BANCORP DEL 902973-30-4 USB	175,000	22.51	3,939.25	4,710.04	(770.79)	35.00 8.75	0.89%
V F CORP 918204-10-8 VFC	20,000	73.24	1,464.80	1,142.28	322.52	48.00	3.28%
VERIZON COMMUNICATIONS INC 92343V-10-4 VZ	174,000	33.13	5,764.62	6,030.48	(265.86)	330.60	5.73%
WAL MART STORES INC 931142-10-3 WMT	80,000	53.45	4,276.00	951.20	3,324.80	87.20 21.80	2.04%
WALT DISNEY CO 254687-10-6 DIS	225,000	32.25	7,256.25	5,937.16	1,319.09	78.75 78.75	1.09%
WELLPOINT INC 94973V-10-7 WLP	15,000	58.29	874.35	787.49	86.86		
WELLS FARGO & CO 949746-10-1 WFC	205,000	26.99	5,532.95	3,999.98	1,532.97	41.00	0.74%
XILINX CORP 983919-10-1 XLNX	100,000	25.06	2,506.00	2,158.81	347.19	64.00	2.55%

IRVING BERLIN CHARITABLE FUND INC ACCT. A21258008
For the Period 12/1/09 to 12/31/09



	Quantity	Price	Market Value	Tax Cost	Unrealized Gain/Loss	Estimated Annual Income Accrued Dividends	Yield
US Large Cap							
YUM BRANDS INC 988498-10-1 YUM	75,000	34.97	2,622.75	2,644.33	(21.58)	63.00	2.40%
Total US Large Cap			\$467,936.41	\$381,362.08	\$86,574.32	\$7,338.25 \$621.15	1.57%
US Mid Cap/Small Cap							
ISHARES RUSSELL 2000 INDEX FUND 464287-65-5 IWM	310,000	62.44	19,356.40	17,028.05	2,328.35	314.03	1.62%
ISHARES S&P MIDCAP 400 INDEX FUND 464287-50-7 IJH	250,000	72.41	18,102.50	17,014.04	1,088.46	336.50	1.86%
JPMORGAN MID CAP VALUE FUND SELECT SHARE CLASS (FUND 1100) 339183-10-5 JMVS X	1,037,602	19.12	19,838.95	24,207.25	(4,368.30)	5.18	0.03%
KB HOME 48666K-10-9 KBH	50,000	13.68	684.00	839.42	(155.42)	12.50	1.83%
Total US Mid Cap/Small Cap			\$57,981.85	\$59,086.76	(\$1,106.91)	\$668.21	1.15%
Non US Equity							
ACE LTD NEW H0023R-10-5 ACE	35,000	50.40	1,764.00	1,527.90	236.10	43.40	2.46%
ARTISAN INTL VALUE FUND - INV 04314H-88-1 ARTK X	1,514,496	23.10	34,984.86	35,000.00	(15.14)	642.14	1.84%

IRVING BERLIN CHARITABLE FUND INC ACCT. A21258008
For the Period 12/1/09 to 12/31/09

	Quantity	Price	Market Value	Tax Cost	Unrealized Gain/Loss	Estimated Annual Income Accrued Dividends	Yield
Non US Equity							
COOPER INDUSTRIES PLC CL - A G24140-10-8 CBE	50,000	42.64	2,132.00	1,671.08	460.92	50.00 12.50	2.35%
COVIDIEN PLC G2554F-10-5 COV	75,000	47.89	3,591.75	2,794.89	796.86	54.00	1.50%
DODGE & COX INTERNATIONAL STOCK 256206-10-3 DODF X	1,371,179	31.85	43,672.05	59,938.44	(16,266.39)	597.83	1.37%
IVY GLOBAL NATURAL RESOURCE-I 465899-50-8 IGNU X	1,008,065	18.77	18,921.38	15,000.00	3,921.38	44.35	0.23%
JPMORGAN ASIA EQUITY FUND SELECT SHARE CLASS FUND 1134 4812A0-70-6 JPAS X	569,692	31.20	17,774.39	15,000.00	2,774.39	65.51	0.37%
MATTHEWS PACIFIC TIGER FUND -CL I 577130-10-7 MAPT X	1,803,107	19.23	34,673.75	35,000.00	(326.25)	263.25	0.76%
NUVEEN NWQ VALUE OPPORTUNITIES FUND 67064Y-63-6 NVOR X	966,080	29.76	28,750.54	22,500.00	6,250.54	110.13	0.38%
TRANSOCEAN INC H8817H-10-0 RIG	20,000	82.80	1,656.00	1,685.26	(29.26)		
Total Non US Equity			\$187,920.72	\$190,117.57	(\$2,196.85)	\$1,870.61 \$12.50	1.00%



Fixed Income Summary

Asset Categories	Beginning Market Value	Ending Market Value	Change In Value	Current Allocation
US Fixed Income - Taxable	87,592.00	87,222.57	(369.43)	11%

Asset Categories



Market Value/Cost

	Current Period Value
Market Value	87,222.57
Tax Cost	86,000.00
Unrealized Gain/Loss	1,222.57
Estimated Annual Income	2,703.54
Accrued Interest	209.83
Yield	3.10%

Fixed Income Summary CONTINUED

SUMMARY BY MATURITY

Fixed Income	Market Value	% of Bond Portfolio
Less than 5 years ¹	87,222.57	100%

SUMMARY BY TYPE

Fixed Income	Market Value	% of Bond Portfolio
Mutual Funds	87,222.57	100%

¹The years indicate the number of years until the bond is scheduled to mature based on the statement end date. Some bonds may be called, or paid in full, before their stated maturity.

Fixed Income Detail

	Quantity	Price	Market Value	Tax Cost		Unrealized Gain/Loss	Estimated Annual Income		Yield
				Adjusted Original	Accrued Interest		Annual Income	Accrued Interest	
US Fixed Income - Taxable									
JPMORGAN STRATEGIC INCOME OPPORTUNITIES FUND 3844 30-Day Annualized Yield: 2.76% 4812A4-35-1	2,181.501	11.59	25,283.60	25,000.00		283.60	905.32	78.53	3.58%
JPMORGAN SHORT DURATION BOND FUND SELECT CLASS FUND 3133 30-Day Annualized Yield: 2.04% 4812C1-33-0	5,708.661	10.85	61,938.97	61,000.00		938.97	1,798.22	131.30	2.90%
Total US Fixed Income - Taxable			\$87,222.57	\$86,000.00		\$1,222.57	\$2,703.54	\$209.83	3.10%



00640732180202168311
00740730410010085111