



See a Social Security Number? Say Something!
Report Privacy Problems to <https://public.resource.org/privacy>
Or call the IRS Identity Theft Hotline at 1-800-908-4490



Return of Private Foundation

or Section 4947(a)(1) Nonexempt Charitable Trust

Treated as a Private Foundation

2009

Department of the Treasury
Internal Revenue Service

Note. The foundation may be able to use a copy of this return to satisfy state reporting requirements

For calendar year 2009, or tax year beginning

, and ending

G Check all that apply

☐ Initial return☐ Initial return of a former public charity☐ Final return☐ Amended return☐ Address change☐ Name changeUse the IRS
label.
Otherwise,
print
or type.
See Specific
Instructions.

Name of foundation

THE RODGERS FAMILY FOUNDATION, INC

c/o J. RUBENSTEIN, ESQ

Number and street (or P.O. box number if mail is not delivered to street address)

575 MADISON AVENUE

Room/suite

City or town, state, and ZIP code

NEW YORK, NY 10022-2585

A Employer identification number

13-6062852

B Telephone number

212-940-8800

C If exemption application is pending, check here ☐D 1. Foreign organizations, check here ☐2. Foreign organizations meeting the 85% test, check here and attach computation ☐E If private foundation status was terminated under section 507(b)(1)(A), check here ☐F If the foundation is in a 60-month termination under section 507(b)(1)(B), check here ☐

H Check type of organization

☒ Section 501(c)(3) exempt private foundation☐ Section 4947(a)(1) nonexempt charitable trust☐ Other taxable private foundation

I Fair market value of all assets at end of year

J Accounting method

☒ Cash☐ Accrual☐ Other (specify) _____

(from Part II, col (c), line 16)

▶ \$ 8723820. (Part I, column (d) must be on cash basis.)

Part I Analysis of Revenue and Expenses

(The total of amounts in columns (b), (c), and (d) may not necessarily equal the amounts in column (a))


(a) Revenue and expenses per books

(b) Net investment income

(c) Adjusted net income

(d) Disbursements for charitable purposes (cash basis only)

Revenue	1	Contributions, gifts, grants, etc., received				
	2	Check <input checked="" type="checkbox"/> if the foundation is not required to attach Sch B				
	3	Interest on savings and temporary cash investments	85036.	85036.		Statement 1
	4	Dividends and interest from securities	152400.	152400.		Statement 2
	5a	Gross rents				
	b	Net rental income or (loss)				
	6a	Net gain or (loss) from sale of assets not on line 10	104408.			
	b	Gross sales price for all assets on line 6a	2536596.			
	7	Capital gain net income (from Part IV, line 2)		104408.		
	8	Net short-term capital gain				
	9	Income modifications				
	10a	Gross sales less returns and allowances				
Operating and Administrative Expenses	b	Less: Cost of goods sold				
	c	Gross profit or (loss)				
	11	Other income				
	12	Total. Add lines 1 through 11	341844.	341844.	0.	
	13	Compensation of officers, directors, trustees, etc.	0.	0.	0.	0.
	14	Other employee salaries and wages				
	15	Pension plans, employee benefits				
	16a	Legal fees Stmt 3	49728.	12432.	0.	37296.
	b	Accounting fees Stmt 4	9000.	4500.	0.	4500.
	c	Other professional fees Stmt 5	61087.	0.	0.	0.
	17	Interest				
	18	Taxes Stmt 6	9741.	9741.	0.	0.
	19	Depreciation and depletion				
	20	Occupancy				
	21	Travel, conferences, and meetings				
	22	Printing and publications				
	23	Other expenses Stmt 7	250.	0.	0.	250.
	24	Total operating and administrative expenses. Add lines 13 through 23	129806.	26673.	0.	42046.
	25	Contributions, gifts, grants paid	2110000.			2110000.
	26	Total expenses and disbursements. Add lines 24 and 25	2239806.	26673.	0.	2152046.
	27	Subtract line 26 from line 12				
	a	Excess of revenue over expenses and disbursements	-1897962.			
	b	Net investment income (if negative, enter -0-)		315171.		
	c	Adjusted net income (if negative, enter -0-)			0.	



Part II Balance Sheets		Attached schedules and amounts in the description column should be for end-of-year amounts only		Beginning of year	End of year	
		(a) Book Value	(b) Book Value	(c) Fair Market Value		
Assets	1 Cash - non-interest-bearing			12568.	42157.	42157.
	2 Savings and temporary cash investments			749481.	23940.	23940.
	3 Accounts receivable ▶					
	Less allowance for doubtful accounts ▶					
	4 Pledges receivable ▶					
	Less allowance for doubtful accounts ▶					
	5 Grants receivable					
	6 Receivables due from officers, directors, trustees, and other disqualified persons					
	7 Other notes and loans receivable ▶					
	Less allowance for doubtful accounts ▶					
	8 Inventories for sale or use					
	9 Prepaid expenses and deferred charges					
	10a Investments - U.S. and state government obligations					
	b Investments - corporate stock Stmt 8			9055578.	7853568.	8657723.
	c Investments - corporate bonds					
11 Investments - land, buildings, and equipment basis ▶						
Less accumulated depreciation ▶						
12 Investments - mortgage loans						
13 Investments - other						
14 Land, buildings, and equipment basis ▶						
Less accumulated depreciation ▶						
15 Other assets (describe ▶)						
16 Total assets (to be completed by all filers)			9817627.	7919665.	8723820.	
Liabilities	17 Accounts payable and accrued expenses					
	18 Grants payable					
	19 Deferred revenue					
	20 Loans from officers, directors, trustees, and other disqualified persons					
	21 Mortgages and other notes payable					
	22 Other liabilities (describe ▶)					
23 Total liabilities (add lines 17 through 22)			0.	0.		
Net Assets or Fund Balances	Foundations that follow SFAS 117, check here ▶ <input type="checkbox"/>					
	24 Unrestricted					
	25 Temporarily restricted					
	26 Permanently restricted					
	Foundations that do not follow SFAS 117, check here ▶ <input checked="" type="checkbox"/>					
	27 Capital stock, trust principal, or current funds			15765570.	15765570.	
	28 Paid-in or capital surplus, or land, bldg., and equipment fund			0.	0.	
	29 Retained earnings, accumulated income, endowment, or other funds			-5947943.	-7845905.	
30 Total net assets or fund balances			9817627.	7919665.		
31 Total liabilities and net assets/fund balances			9817627.	7919665.		

Part III Analysis of Changes in Net Assets or Fund Balances

1 Total net assets or fund balances at beginning of year - Part II, column (a), line 30 (must agree with end-of-year figure reported on prior year's return)	1	9817627.
2 Enter amount from Part I, line 27a	2	-1897962.
3 Other increases not included in line 2 (itemize) ▶	3	0.
4 Add lines 1, 2, and 3	4	7919665.
5 Decreases not included in line 2 (itemize) ▶	5	0.
6 Total net assets or fund balances at end of year (line 4 minus line 5) - Part II, column (b), line 30	6	7919665.

Part IV Capital Gains and Losses for Tax on Investment Income

(a) List and describe the kind(s) of property sold (e.g., real estate, 2-story brick warehouse, or common stock, 200 shs MLC Co.)	(b) How acquired P - Purchase D - Donation	(c) Date acquired (mo., day, yr.)	(d) Date sold (mo., day, yr.)
1a See Schedules Attached	P	Various	Various
b See Schedules Attached	P	Various	Various
c			
d			
e			

(e) Gross sales price	(f) Depreciation allowed (or allowable)	(g) Cost or other basis plus expense of sale	(h) Gain or (loss) (e) plus (f) minus (g)
a 887968.		857921.	30047.
b 1648628.		1574267.	74361.
c			
d			
e			

(i) F.M.V. as of 12/31/69	(j) Adjusted basis as of 12/31/69	(k) Excess of col (i) over col (j), if any	(l) Gains (Col (h) gain minus col (k), but not less than -0-) or Losses (from col (h))
a			30047.
b			74361.
c			
d			
e			

2 Capital gain net income or (net capital loss)	<div> <div> If gain, also enter in Part I, line 7 If (loss), enter -0- in Part I, line 7 </div> </div>	2	104408.
3 Net short-term capital gain or (loss) as defined in sections 1222(5) and (6)	<div> If gain, also enter in Part I, line 8, column (c) If (loss), enter -0- in Part I, line 8 </div>	3	N/A

Part V Qualification Under Section 4940(e) for Reduced Tax on Net Investment Income

(For optional use by domestic private foundations subject to the section 4940(a) tax on net investment income.)

If section 4940(d)(2) applies, leave this part blank

Was the foundation liable for the section 4942 tax on the distributable amount of any year in the base period?

☐ Yes ☒ No

If "Yes," the foundation does not qualify under section 4940(e). Do not complete this part.

1 Enter the appropriate amount in each column for each year, see instructions before making any entries

(a) Base period years Calendar year (or tax year beginning in)	(b) Adjusted qualifying distributions	(c) Net value of noncharitable-use assets	(d) Distribution ratio (col (b) divided by col (c))
2008	1421131.	12264997.	.115869
2007	897842.	13686474.	.065601
2006	1022529.	12819045.	.079766
2005	720780.	12415001.	.058057
2004	593350.	12213001.	.048583

2 Total of line 1, column (d)	2	.367876
3 Average distribution ratio for the 5-year base period - divide the total on line 2 by 5, or by the number of years the foundation has been in existence if less than 5 years	3	.073575
4 Enter the net value of noncharitable-use assets for 2009 from Part X, line 5	4	8801522.
5 Multiply line 4 by line 3	5	647572.
6 Enter 1% of net investment income (1% of Part I, line 27b)	6	3152.
7 Add lines 5 and 6	7	650724.
8 Enter qualifying distributions from Part XII, line 4	8	2152046.

If line 8 is equal to or greater than line 7, check the box in Part VI, line 1b, and complete that part using a 1% tax rate.
See the Part VI instructions

THE RODGERS FAMILY FOUNDATION, INC

Form 990-PF (2009)

c/o J. RUBENSTEIN, ESQ

13-6062852

Page 4

Part VI Excise Tax Based on Investment Income (Section 4940(a), 4940(b), 4940(e), or 4948 - see instructions)

1a Exempt operating foundations described in section 4940(d)(2), check here <input type="checkbox"/> and enter "N/A" on line 1 Date of ruling or determination letter _____ (attach copy of letter if necessary-see instructions)			
b Domestic foundations that meet the section 4940(e) requirements in Part V, check here <input checked="" type="checkbox"/> and enter 1% of Part I, line 27b		1	3152.
c All other domestic foundations enter 2% of line 27b. Exempt foreign organizations enter 4% of Part I, line 12, col (b)			
2 Tax under section 511 (domestic section 4947(a)(1) trusts and taxable foundations only. Others enter -0-)		2	0.
3 Add lines 1 and 2		3	3152.
4 Subtitle A (income) tax (domestic section 4947(a)(1) trusts and taxable foundations only. Others enter -0-)		4	0.
5 Tax based on investment income. Subtract line 4 from line 3. If zero or less, enter -0-		5	3152.
6 Credits/Payments			
a 2009 estimated tax payments and 2008 overpayment credited to 2009	6a	14651.	
b Exempt foreign organizations - tax withheld at source	6b		
c Tax paid with application for extension of time to file (Form 8868)	6c		
d Backup withholding erroneously withheld	6d		
7 Total credits and payments. Add lines 6a through 6d	7	14651.	
8 Enter any penalty for underpayment of estimated tax. Check here <input type="checkbox"/> if Form 2220 is attached	8		
9 Tax due. If the total of lines 5 and 8 is more than line 7, enter amount owed	9		
10 Overpayment. If line 7 is more than the total of lines 5 and 8, enter the amount overpaid	10	11499.	
11 Enter the amount of line 10 to be Credited to 2010 estimated tax <input checked="" type="checkbox"/> 11499. Refunded <input type="checkbox"/>	11	0.	

Part VII-A Statements Regarding Activities

	Yes	No
1a During the tax year, did the foundation attempt to influence any national, state, or local legislation or did it participate or intervene in any political campaign?		X
1b Did it spend more than \$100 during the year (either directly or indirectly) for political purposes (see instructions for definition)? If the answer is "Yes" to 1a or 1b, attach a detailed description of the activities and copies of any materials published or distributed by the foundation in connection with the activities.		X
1c Did the foundation file Form 1120-POL for this year?		X
d Enter the amount (if any) of tax on political expenditures (section 4955) imposed during the year: (1) On the foundation <input checked="" type="checkbox"/> \$ 0. (2) On foundation managers <input checked="" type="checkbox"/> \$ 0.		
e Enter the reimbursement (if any) paid by the foundation during the year for political expenditure tax imposed on foundation managers <input checked="" type="checkbox"/> \$ 0.		
2 Has the foundation engaged in any activities that have not previously been reported to the IRS? If "Yes," attach a detailed description of the activities.		X
3 Has the foundation made any changes, not previously reported to the IRS, in its governing instrument, articles of incorporation, or bylaws, or other similar instruments? If "Yes," attach a conformed copy of the changes		X
4a Did the foundation have unrelated business gross income of \$1,000 or more during the year?		X
b If "Yes," has it filed a tax return on Form 990-T for this year?		
5 Was there a liquidation, termination, dissolution, or substantial contraction during the year? If "Yes," attach the statement required by General Instruction T.		X
6 Are the requirements of section 508(e) (relating to sections 4941 through 4945) satisfied either: • By language in the governing instrument, or • By state legislation that effectively amends the governing instrument so that no mandatory directions that conflict with the state law remain in the governing instrument?	X	
7 Did the foundation have at least \$5,000 in assets at any time during the year? If "Yes," complete Part II, col (c), and Part XV	X	
8a Enter the states to which the foundation reports or with which it is registered (see instructions) <input checked="" type="checkbox"/> NY		
b If the answer is "Yes" to line 7, has the foundation furnished a copy of Form 990-PF to the Attorney General (or designate) of each state as required by General Instruction G? If "No," attach explanation	X	
9 Is the foundation claiming status as a private operating foundation within the meaning of section 4942(j)(3) or 4942(j)(5) for calendar year 2009 or the taxable year beginning in 2009 (see instructions for Part XIV)? If "Yes," complete Part XIV		X
10 Did any persons become substantial contributors during the tax year? If "Yes," attach a schedule listing their names and addresses		X

Form 990-PF (2009)

Part VII-A Statements Regarding Activities (continued)

11	At any time during the year, did the foundation, directly or indirectly, own a controlled entity within the meaning of section 512(b)(13)? If "Yes," attach schedule (see instructions)	11		X
12	Did the foundation acquire a direct or indirect interest in any applicable insurance contract before August 17, 2008?	12		X
13	Did the foundation comply with the public inspection requirements for its annual returns and exemption application? Website address ► N/A	13	X	
14	The books are in care of ► Cust, Dori & Benick, PA, CPA Telephone no ► 908-782-7300 Located at ► 5 Bartles Corner Road, Flemington, NJ ZIP+4 ► 08822			
15	Section 4947(a)(1) nonexempt charitable trusts filing Form 990-PF in lieu of Form 1041 - Check here and enter the amount of tax-exempt interest received or accrued during the year	15		N/A

Part VII-B Statements Regarding Activities for Which Form 4720 May Be Required

File Form 4720 if any item is checked in the "Yes" column, unless an exception applies.

	Yes	No
1a During the year did the foundation (either directly or indirectly)		
(1) Engage in the sale or exchange, or leasing of property with a disqualified person?	<input type="checkbox"/> Yes <input checked="" type="checkbox"/> No	
(2) Borrow money from, lend money to, or otherwise extend credit to (or accept it from) a disqualified person?	<input type="checkbox"/> Yes <input checked="" type="checkbox"/> No	
(3) Furnish goods, services, or facilities to (or accept them from) a disqualified person?	<input type="checkbox"/> Yes <input checked="" type="checkbox"/> No	
(4) Pay compensation to, or pay or reimburse the expenses of, a disqualified person?	<input type="checkbox"/> Yes <input checked="" type="checkbox"/> No	
(5) Transfer any income or assets to a disqualified person (or make any of either available for the benefit or use of a disqualified person)?	<input type="checkbox"/> Yes <input checked="" type="checkbox"/> No	
(6) Agree to pay money or property to a government official? (Exception. Check "No" if the foundation agreed to make a grant to or to employ the official for a period after termination of government service, if terminating within 90 days)	<input type="checkbox"/> Yes <input checked="" type="checkbox"/> No	
b If any answer is "Yes" to 1a(1)-(6), did any of the acts fail to qualify under the exceptions described in Regulations section 53.4941(d)-3 or in a current notice regarding disaster assistance (see page 20 of the instructions)? Organizations relying on a current notice regarding disaster assistance check here	N/A	1b
c Did the foundation engage in a prior year in any of the acts described in 1a, other than excepted acts, that were not corrected before the first day of the tax year beginning in 2009?		1c X
2 Taxes on failure to distribute income (section 4942) (does not apply for years the foundation was a private operating foundation defined in section 4942(j)(3) or 4942(j)(5))		
a At the end of tax year 2009, did the foundation have any undistributed income (lines 6d and 6e, Part XIII) for tax year(s) beginning before 2009?	<input type="checkbox"/> Yes <input checked="" type="checkbox"/> No	
If "Yes," list the years ►		
b Are there any years listed in 2a for which the foundation is not applying the provisions of section 4942(a)(2) (relating to incorrect valuation of assets) to the year's undistributed income? (If applying section 4942(a)(2) to all years listed, answer "No" and attach statement - see instructions)	N/A	2b
c If the provisions of section 4942(a)(2) are being applied to any of the years listed in 2a, list the years here		
3a Did the foundation hold more than a 2% direct or indirect interest in any business enterprise at any time during the year?	<input type="checkbox"/> Yes <input checked="" type="checkbox"/> No	
b If "Yes," did it have excess business holdings in 2009 as a result of (1) any purchase by the foundation or disqualified persons after May 26, 1969, (2) the lapse of the 5-year period (or longer period approved by the Commissioner under section 4943(c)(7)) to dispose of holdings acquired by gift or bequest, or (3) the lapse of the 10-, 15-, or 20-year first phase holding period? (Use Schedule C, Form 4720, to determine if the foundation had excess business holdings in 2009)	N/A	3b
4a Did the foundation invest during the year any amount in a manner that would jeopardize its charitable purposes?		4a X
b Did the foundation make any investment in a prior year (but after December 31, 1969) that could jeopardize its charitable purpose that had not been removed from jeopardy before the first day of the tax year beginning in 2009?		4b X

Form 990-PF (2009)

Form 990-PF (2009)

Part VII-B Statements Regarding Activities for Which Form 4720 May Be Required (continued)

5a. During the year did the foundation pay or incur any amount to

(1) Carry on propaganda, or otherwise attempt to influence legislation (section 4945(e))?

☐ Yes ☒ No

(2) Influence the outcome of any specific public election (see section 4955), or to carry on, directly or indirectly, any voter registration drive?

☐ Yes ☒ No

(3) Provide a grant to an individual for travel, study, or other similar purposes?

☐ Yes ☒ No

(4) Provide a grant to an organization other than a charitable, etc., organization described in section 509(a)(1), (2), or (3), or section 4940(d)(2)?

☐ Yes ☒ No

(5) Provide for any purpose other than religious, charitable, scientific, literary, or educational purposes, or for the prevention of cruelty to children or animals?

☐ Yes ☒ No

b If any answer is "Yes" to 5a(1)-(5), did any of the transactions fail to qualify under the exceptions described in Regulations section 53.4945 or in a current notice regarding disaster assistance (see instructions)?

N/A

5b

Organizations relying on a current notice regarding disaster assistance check here

☒

c If the answer is "Yes" to question 5a(4), does the foundation claim exemption from the tax because it maintained expenditure responsibility for the grant?

N/A

☐ Yes ☐ No

If "Yes," attach the statement required by Regulations section 53.4945-5(d)

6a Did the foundation, during the year, receive any funds, directly or indirectly, to pay premiums on a personal benefit contract?

☐ Yes ☒ No

b Did the foundation, during the year, pay premiums, directly or indirectly, on a personal benefit contract?

6b

If "Yes" to 6b, file Form 8870.

7a At any time during the tax year, was the foundation a party to a prohibited tax shelter transaction?

☐ Yes ☒ No

b If yes, did the foundation receive any proceeds or have any net income attributable to the transaction?

N/A

7b

Part VIII Information About Officers, Directors, Trustees, Foundation Managers, Highly Paid Employees, and Contractors

1 List all officers, directors, trustees, foundation managers and their compensation.

(a) Name and address	(b) Title, and average hours per week devoted to position	(c) Compensation (If not paid, enter -0-)	(d) Contributions to employee benefit plans and deferred compensation	(e) Expense account, other allowances
Linda Rodgers Emory 575 Madison Avenue New York, NY 100222585	President - P/T 4.00	0.	0.	0.
Mary Rodgers Guettel 575 Madison Avenue New York, NY 100222585	Vice President - P/T 4.00	0.	0.	0.
Joshua S. Rubenstein, Esq 575 Madison Avenue New York, NY 100222585	Treasurer - P/T 4.00	0.	0.	0.
Jasmine M. Hanif, Esq 575 Madison Avenue New York, NY 100222585	Secretary - P/T 4.00	0.	0.	0.

2 Compensation of five highest-paid employees (other than those included on line 1). If none, enter "NONE."

(a) Name and address of each employee paid more than \$50,000	(b) Title, and average hours per week devoted to position	(c) Compensation	(d) Contributions to employee benefit plans and deferred compensation	(e) Expense account, other allowances
NONE				

Total number of other employees paid over \$50,000

0

Form 990-PF (2009)

Part VIII Information About Officers, Directors, Trustees, Foundation Managers, Highly Paid Employees, and Contractors (continued)

3 Five highest-paid independent contractors for professional services. If none, enter "NONE."

(a) Name and address of each person paid more than \$50,000	(b) Type of service	(c) Compensation
NONE		

Total number of others receiving over \$50,000 for professional services 0

Part IX-A Summary of Direct Charitable Activities

List the foundation's four largest direct charitable activities during the tax year. Include relevant statistical information such as the number of organizations and other beneficiaries served, conferences convened, research papers produced, etc	Expenses
1 The Foundation does not maintain a program of charitable activities as defined in the instructions for Form 990-PF. The Foundation does incur nominal expenses to aid donees in carrying out charitable activities.	0.
2	0.
3	
4	

Part IX-B Summary of Program-Related Investments

Describe the two largest program-related investments made by the foundation during the tax year on lines 1 and 2	Amount
1 The Foundation does not maintain any program-related investments.	0.
2	
All other program-related investments See instructions	
3	
Total. Add lines 1 through 3	0.

Form 990-PF (2009)

Part X Minimum Investment Return (All domestic foundations must complete this part. Foreign foundations, see instructions.)

1	Fair market value of assets not used (or held for use) directly in carrying out charitable, etc., purposes		
a	Average monthly fair market value of securities	1a	8308166.
b	Average of monthly cash balances	1b	627389.
c	Fair market value of all other assets	1c	
d	Total (add lines 1a, b, and c)	1d	8935555.
e	Reduction claimed for blockage or other factors reported on lines 1a and 1c (attach detailed explanation)	1e	0.
2	Acquisition indebtedness applicable to line 1 assets	2	0.
3	Subtract line 2 from line 1d	3	8935555.
4	Cash deemed held for charitable activities. Enter 1 1/2% of line 3 (for greater amount, see instructions)	4	134033.
5	Net value of noncharitable-use assets. Subtract line 4 from line 3. Enter here and on Part V, line 4	5	8801522.
6	Minimum investment return. Enter 5% of line 5	6	440076.

Part XI Distributable Amount (see instructions) (Section 4942(j)(3) and (j)(5) private operating foundations and certain foreign organizations check here ☐ and do not complete this part)

1	Minimum investment return from Part X, line 6	1	440076.
2a	Tax on investment income for 2009 from Part VI, line 5	2a	3152.
b	Income tax for 2009 (This does not include the tax from Part VI)	2b	
c	Add lines 2a and 2b	2c	3152.
3	Distributable amount before adjustments. Subtract line 2c from line 1	3	436924.
4	Recoveries of amounts treated as qualifying distributions	4	0.
5	Add lines 3 and 4	5	436924.
6	Deduction from distributable amount (see instructions)	6	0.
7	Distributable amount as adjusted. Subtract line 6 from line 5. Enter here and on Part XIII, line 1	7	436924.

Part XII Qualifying Distributions (see instructions)

1	Amounts paid (including administrative expenses) to accomplish charitable, etc., purposes		
a	Expenses, contributions, gifts, etc. - total from Part I, column (d), line 26	1a	2152046.
b	Program-related investments - total from Part IX-B	1b	0.
2	Amounts paid to acquire assets used (or held for use) directly in carrying out charitable, etc., purposes	2	
3	Amounts set aside for specific charitable projects that satisfy the		
a	Suitability test (prior IRS approval required)	3a	
b	Cash distribution test (attach the required schedule)	3b	
4	Qualifying distributions. Add lines 1a through 3b. Enter here and on Part V, line 8, and Part XIII, line 4	4	2152046.
5	Foundations that qualify under section 4940(e) for the reduced rate of tax on net investment income. Enter 1% of Part I, line 27b	5	3152.
6	Adjusted qualifying distributions. Subtract line 5 from line 4	6	2148894.

Note. The amount on line 6 will be used in Part V, column (b), in subsequent years when calculating whether the foundation qualifies for the section 4940(e) reduction of tax in those years.

Form 990-PF (2009)

Part XIII Undistributed Income (see instructions)

	(a) Corpus	(b) Years prior to 2008	(c) 2008	(d) 2009
1 Distributable amount for 2009 from Part XI, line 7				436924.
2 Undistributed income, if any, as of the end of 2009				
a Enter amount for 2008 only			0.	
b Total for prior years		0.		
3 Excess distributions carryover, if any, to 2009				
a From 2004				
b From 2005	108090.			
c From 2006	393095.			
d From 2007	244292.			
e From 2008	819619.			
f Total of lines 3a through e	1565096.			
4 Qualifying distributions for 2009 from Part XII, line 4 ▶ \$ 2152046.				
a Applied to 2008, but not more than line 2a			0.	
b Applied to undistributed income of prior years (Election required - see instructions)		0.		
c Treated as distributions out of corpus (Election required - see instructions)	0.			
d Applied to 2009 distributable amount				436924.
e Remaining amount distributed out of corpus	1715122.			
5 Excess distributions carryover applied to 2009 (If an amount appears in column (d), the same amount must be shown in column (a))	0.			0.
6 Enter the net total of each column as indicated below:				
a Corpus Add lines 3f, 4c, and 4e Subtract line 5	3280218.			
b Prior years' undistributed income Subtract line 4b from line 2b		0.		
c Enter the amount of prior years' undistributed income for which a notice of deficiency has been issued, or on which the section 4942(a) tax has been previously assessed		0.		
d Subtract line 6c from line 6b Taxable amount - see instructions		0.		
e Undistributed income for 2008 Subtract line 4a from line 2a Taxable amount - see instr			0.	
f Undistributed income for 2009 Subtract lines 4d and 5 from line 1 This amount must be distributed in 2010				0.
7 Amounts treated as distributions out of corpus to satisfy requirements imposed by section 170(b)(1)(F) or 4942(g)(3)	0.			
8 Excess distributions carryover from 2004 not applied on line 5 or line 7	0.			
9 Excess distributions carryover to 2010. Subtract lines 7 and 8 from line 6a	3280218.			
10 Analysis of line 9				
a Excess from 2005	108090.			
b Excess from 2006	393095.			
c Excess from 2007	244292.			
d Excess from 2008	819619.			
e Excess from 2009	1715122.			

THE RODGERS FAMILY FOUNDATION, INC

Form 990-PF (2009)

c/o J. RUBENSTEIN, ESQ

13-6062852

Page 10

Part XIV Private Operating Foundations (see instructions and Part VII-A, question 9)

N/A

1 a If the foundation has received a ruling or determination letter that it is a private operating foundation, and the ruling is effective for 2009, enter the date of the ruling

b Check box to indicate whether the foundation is a private operating foundation described in section

☐ 4942(j)(3) or ☐ 4942(j)(5)

2 a Enter the lesser of the adjusted net income from Part I or the minimum investment return from Part X for each year listed

b 85% of line 2a

c Qualifying distributions from Part XII, line 4 for each year listed

d Amounts included in line 2c not used directly for active conduct of exempt activities

e Qualifying distributions made directly for active conduct of exempt activities

3 Complete 3a, b, or c for the alternative test relied upon

a "Assets" alternative test - enter

(1) Value of all assets

(2) Value of assets qualifying under section 4942(j)(3)(B)(i)

b "Endowment" alternative test - enter 2/3 of minimum investment return shown in Part X, line 6 for each year listed

c "Support" alternative test - enter

(1) Total support other than gross investment income (interest, dividends, rents, payments on securities loans (section 512(a)(5)), or royalties)

(2) Support from general public and 5 or more exempt organizations as provided in section 4942(j)(3)(B)(iii)

(3) Largest amount of support from an exempt organization

(4) Gross investment income

Tax year

(a) 2009

(b) 2008

Prior 3 years

(c) 2007

(d) 2006

(e) Total

Part XV Supplementary Information (Complete this part only if the foundation had \$5,000 or more in assets at any time during the year-see the instructions.)**1 Information Regarding Foundation Managers:**

a List any managers of the foundation who have contributed more than 2% of the total contributions received by the foundation before the close of any tax year (but only if they have contributed more than \$5,000) (See section 507(d)(2))

None

b List any managers of the foundation who own 10% or more of the stock of a corporation (or an equally large portion of the ownership of a partnership or other entity) of which the foundation has a 10% or greater interest

None

2 Information Regarding Contribution, Grant, Gift, Loan, Scholarship, etc., Programs:

Check here ☐ if the foundation only makes contributions to preselected charitable organizations and does not accept unsolicited requests for funds. If the foundation makes gifts, grants, etc. (see instructions) to individuals or organizations under other conditions, complete items 2a, b, c, and d

a The name, address, and telephone number of the person to whom applications should be addressed

N/A

b The form in which applications should be submitted and information and materials they should include

N/A

c Any submission deadlines

N/A

d Any restrictions or limitations on awards, such as by geographical areas, charitable fields, kinds of institutions, or other factors

N/A

Part XV Supplementary Information (continued)

3 Grants and Contributions Paid During the Year or Approved for Future Payment

Recipient Name and address (home or business)	If recipient is an individual, show any relationship to any foundation manager or substantial contributor	Foundation status of recipient	Purpose of grant or contribution	Amount
a Paid during the year				
See Schedule Attached	N/A	Public & Private	The purpose of Contributions is to aid Donee Organizations to carry out their exempt activities.	2110000.
Total				2110000.
b Approved for future payment				
City Parks Foundation 830 Fifth Avenue New York, NY 100657001	N/A	Public	To aid the City Park's exempt restoration activity	600000.
Multiple Myeloma Research Foundation 383 Main Avenue, 5th Fl Norwalk, CT 06851	N/A	Public	To aid the Research Foundation's exempt	300000.
The Jewish Museum 1109 5th Avenue New York, NY 10128	N/A	Public	To aid the Jewish Museum's exempt activities	600000.
Total				1500000.

Unrelated business income		Excluded by section 512, 513, or 514		(e) Related or exempt function income
(a) Business code	(b) Amount	(c) Exclu- sion code	(d) Amount	
		14	85036.	
		14	152400.	
		18	104408.	
	0.		341844.	0.

13
341844

N/A

Part XVII Information Regarding Transfers To and Transactions and Relationships With Noncharitable Exempt Organizations

- | | | Yes | No |
|----------|--|-------|----|
| 1 | Did the organization directly or indirectly engage in any of the following with any other organization described in section 501(c) of the Code (other than section 501(c)(3) organizations) or in section 527, relating to political organizations? | | |
| a | Transfers from the reporting foundation to a noncharitable exempt organization of | | |
| | (1) Cash | 1a(1) | X |
| | (2) Other assets | 1a(2) | X |
| b | Other transactions | | |
| | (1) Sales of assets to a noncharitable exempt organization | 1b(1) | X |
| | (2) Purchases of assets from a noncharitable exempt organization | 1b(2) | X |
| | (3) Rental of facilities, equipment, or other assets | 1b(3) | X |
| | (4) Reimbursement arrangements | 1b(4) | X |
| | (5) Loans or loan guarantees | 1b(5) | X |
| | (6) Performance of services or membership or fundraising solicitations | 1b(6) | X |
| c | Sharing of facilities, equipment, mailing lists, other assets, or paid employees | 1c | X |
| d | If the answer to any of the above is "Yes," complete the following schedule. Column (b) should always show the fair market value of the goods, other assets, or services given by the reporting foundation. If the foundation received less than fair market value in any transaction or sharing arrangement, show in column (d) the value of the goods, other assets, or services received. | | |

[illegible]

- 2a** Is the foundation directly or indirectly affiliated with, or related to, one or more tax-exempt organizations described in section 501(c) of the Code (other than section 501(c)(3)) or in section 527? ☐ Yes ☒ No

- b If "Yes," complete the following schedule**

(a) Name of organization	(b) Type of organization	(c) Description of relationship
N/A		

Under penalties of perjury, I declare that I have examined this return, including accompanying schedules and statements, and to the best of my knowledge and belief, it is true, correct, and complete. Declaration of preparer (other than taxpayer or fiduciary) is based on all information of which preparer has any knowledge.

Sign Here

Signature of officer or trustee

Date _____

Title

Preparer's
signature

Date _____

☐ Check if self-employed

Preparer's identifying number

Firm's name (or yours
if self-employed),
address, and ZIP code

CUST, DORI & BENICK, CPA PA
5 Bartles Corner Road
FLEMINGTON, NJ 08822

EIN ▶ 22-2354112

Phone no 908-782-7300

Form **990-PF** (2009)

Form 990-PF Interest on Savings and Temporary Cash Investments Statement 1

Source	Amount
Accrued Int Paid on Corp Bond Purchase	-2341.
Citigroup Smith Barney	87377.
Total to Form 990-PF, Part I, line 3, Column A	85036.

Form 990-PF Dividends and Interest from Securities Statement 2

Source	Gross Amount	Capital Gains Dividends	Column (A) Amount
Citigroup Smith Barney	152400.	0.	152400.
Total to Fm 990-PF, Part I, ln 4	152400.	0.	152400.

Form 990-PF Legal Fees Statement 3

Description	(a) Expenses Per Books	(b) Net Invest- ment Income	(c) Adjusted Net Income	(d) Charitable Purposes
Legal Fees	49728.	12432.	0.	37296.
To Fm 990-PF, Pg 1, ln 16a	49728.	12432.	0.	37296.

Form 990-PF Accounting Fees Statement 4

Description	(a) Expenses Per Books	(b) Net Invest- ment Income	(c) Adjusted Net Income	(d) Charitable Purposes
Accounting Fees	9000.	4500.	0.	4500.
To Form 990-PF, Pg 1, ln 16b	9000.	4500.	0.	4500.

Form 990-PF	Other Professional Fees			Statement	5
Description	(a) Expenses Per Books	(b) Net Invest- ment Income	(c) Adjusted Net Income	(d) Charitable Purposes	
Investment Advisory Fees	53948.	0.	0.	0.	
Custodial Fees	7139.	0.	0.	0.	
To Form 990-PF, Pg 1, ln 16c	61087.	0.	0.	0.	

Form 990-PF	Taxes			Statement	6
Description	(a) Expenses Per Books	(b) Net Invest- ment Income	(c) Adjusted Net Income	(d) Charitable Purposes	
Federal Excise Taxes Paid	5130.	5130.	0.	0.	
Foreign Taxes Paid	4611.	4611.	0.	0.	
To Form 990-PF, Pg 1, ln 18	9741.	9741.	0.	0.	

Form 990-PF	Other Expenses			Statement	7
Description	(a) Expenses Per Books	(b) Net Invest- ment Income	(c) Adjusted Net Income	(d) Charitable Purposes	
Filing Fees & Expenses	250.	0.	0.	250.	
To Form 990-PF, Pg 1, ln 23	250.	0.	0.	250.	

Form 990-PF	Corporate Stock		Statement	8
Description	Book Value	Fair Market Value		
	7853568.	8657723.		
Total to Form 990-PF, Part II, line 10b	7853568.	8657723.		

Rodgers Family Foundation, Inc
Security Transactions
Year Ended Dec 31, 2009

Security Name	#Shs/\$Val	Date Acq	Date Sold	Proceeds	Basis	Gain/Loss	L/T-S/T
US Treas Nts 4.250% 8/15/13	\$100M	8/19/03	1/13/09	114,000.00	99,026.50	14,973.50	L/T
Manpower Inc Wis	500	10/1/07	1/20/09	14,196.92	33,806.50	(19,609.58)	L/T
ConocoPhillips	1,000	11/28/01	1/20/09	45,760.84	27,675.00	18,085.84	L/T
ConocoPhillips	1,000	2/21/02	1/20/09	45,760.84	29,035.00	16,725.84	L/T
Ishares Inc MSCI Japan Indx Fd	5,000	5/28/04	1/20/09	42,150.26	48,100.00	(5,949.74)	L/T
Intl Bus Mach 5.375% 2/1/09	\$100M	8/7/02	2/1/09	100,000.00	102,142.58	(2,142.58)	L/T
US Treas Bills Due 3/19/09	\$500M	9/15/08	3/19/09	496,081.95	496,081.95	-	S/T
Time Warner Inc	0.340	11/11/04	4/8/09	7.48	9.11	(1.63)	L/T
Time Warner Cable W/I	0.700	Various	4/8/09	18.31	23.36	(5.05)	L/T
UnitedHealth Group Inc	1,000	3/27/07	6/8/09	25,911.83	55,900.00	(29,988.17)	L/T
Berkshire Hathaway Inc	10	8/5/94	7/7/09	28,212.87	11,132.63	17,080.24	L/T
Manpower Inc Wis	1,500	10/1/07	7/7/09	58,320.75	101,419.50	(43,098.75)	L/T
Manpower Inc Wis	500	2/26/08	7/7/09	19,440.25	30,250.00	(10,809.75)	L/T
Time Warner Cable W/I	75.240	8/6/96	7/7/09	2,269.33	3,164.28	(894.95)	L/T
Time Warner Cable W/I	426.360	10/1/96	7/7/09	12,859.54	17,930.88	(5,071.34)	L/T
Time Warner Cable W/I	250.800	5/14/04	7/7/09	7,564.43	10,547.58	(2,983.15)	L/T
Time Warner Cable W/I	83.600	11/11/04	7/7/09	2,521.48	3,517.12	(995.64)	L/T
Texas Instruments Inc	1,000	7/28/04	7/7/09	21,061.46	20,810.00	251.46	L/T
Texas Instruments Inc	1,000	8/18/04	7/7/09	21,061.45	19,644.50	1,416.95	L/T
Union Pacific Corp	1,000	11/12/03	7/7/09	49,270.73	32,100.00	17,170.73	L/T
US Treas Nts 3.875% 7/15/10	\$200M	7/15/05	9/1/09	206,031.25	199,145.99	6,885.26	L/T
International Paper 5.125% 11/15/12	\$ 50M	6/5/09	9/15/09	50,000.00	48,937.50	1,062.50	S/T
Adobe Systems Inc	1,000	1/22/04	10/28/09	33,544.93	19,250.00	14,294.93	L/T
Potash Corp Sask Inc	500	3/27/09	10/28/09	47,732.52	45,457.00	2,275.52	S/T
AT&T Corp 6.70% Due 11/15/13	\$100M	12/1/08	11/20/09	113,625.00	101,167.00	12,458.00	S/T
Caterpillar Inc	1,500	2/26/08	11/20/09	85,986.64	109,650.00	(23,663.36)	L/T
Caterpillar Inc	500	11/4/08	11/20/09	28,662.21	20,434.00	8,228.21	L/T
Caterpillar Inc	1,000	12/16/08	11/20/09	57,324.43	43,678.00	13,646.43	S/T
Freeport McMoran Copper & Gold	500	9/19/08	11/20/09	41,955.67	35,514.50	6,441.17	L/T
Ishares MSCI Japan Index Fund	3,000	5/28/04	11/20/09	27,869.28	28,860.00	(990.72)	L/T
Ishares MSCI Japan Index Fund	2,000	6/7/04	11/20/09	18,579.52	19,980.00	(1,400.48)	L/T
Ishares MSCI Japan Index Fund	2,000	8/18/04	11/20/09	18,579.52	19,320.00	(740.48)	L/T
Ishares MSCI Japan Index Fund	2,000	11/2/04	11/20/09	18,579.52	20,100.00	(1,520.48)	S/T
Ishares MSCI Japan Index Fund	1,000	12/23/04	11/20/09	9,289.77	10,560.00	(1,270.23)	L/T
JP Morgan 4.85% Due 6/16/11	\$100M	1/13/09	11/20/09	104,625.00	102,500.00	2,125.00	S/T
Nestle SA Sponsd ADR	1,000	12/23/04	11/20/09	46,948.79	26,000.00	20,948.79	L/T
Plains Exploration & Production Co	703.701	4/15/99	11/20/09	18,448.45	19,400.60	(952.15)	L/T
Plains Exploration & Production Co	296.299	12/8/99	11/20/09	7,767.87	7,043.23	724.64	L/T
US Tsy Inflation Index Nts Due 1/15/11	\$300M	1/30/02	11/20/09	388,950.05	314,854.81	74,095.24	L/T
US Treas Nts 5.00% Due 2/15/11	\$100M	3/11/02	11/20/09	105,625.00	98,018.99	7,606.01	L/T

Total

2,536,596.14 2,432,188.11 104,408.03

S/T 30,046.97

L/T 74,361.06

104,408.03

Rodgers Family Foundation
Schedule of Securities
12/31/09

1

DATE	SECURITY NAME	INV. BBO \$SHS/VALUE	COST OR \$ VALUE	PURCHASES \$SHS/VALUE	PURCHASES COST	SALES \$SHS/VALUE	SALES PROCEEDS	DATE SOLD	GAIN OR LOSS	INV. BBO \$SHS/VALUE	COST	MARKET VALUE
11/25/91	PEPSICO INC	1,000	\$ 14,089.16							1,000	\$ 14,089.16	\$ 60,800.00
06/16/92	PEPSICO INC	1,000	16,671.93							1,000	16,671.93	60,800.00
11/17/93	PEPSICO INC	1,000	18,812.27							1,000	18,812.27	60,800.00
08/05/94	BRENSHIRE NATHANAY INC	27.5	30,614.73							17.5	19,482.10	57,505.00
12/29/94	GENERAL ELECTRIC CO	3,000	25,534.45			10	28,212.87	07/07/09	17,080.24	3,000	25,534.45	45,390.00
08/30/95	CONCAST CORP CL A	251.792	6,341.48							251.792	6,341.48	4,245.21
09/15/95	CONCAST CORP CL A	563.983	8,656.47							563.983	8,656.47	9,508.75
12/04/95	CONCAST CORP CL A	563.983	8,467.83							563.983	8,467.83	9,508.75
02/05/96	CONCAST CORP CL A	3,000	19,276.42							3,000	19,276.42	50,580.00
02/05/96	CONCAST CORP CL A	563.983	9,222.38							563.983	9,222.38	9,508.75
03/11/96	CONCAST CORP CL A	1,500	10,201.43							1,500	10,201.43	25,290.00
08/06/96	CONCAST CORP CL A	563.983	6,559.25							563.983	6,559.25	9,508.75
08/06/96	TIME WARNER INC	300	10,688.36							300	6,873.40	8,742.00
08/06/96	AOL INC	27								27	648.47	628.56
08/06/96	TIME WARNER CABLE W/I	75.303				0.063	1.65	04/08/09	(0.56)			
08/06/96	TIME WARNER CABLE W/I					75.240	2,269.33	07/07/09	(894.95)			
10/01/96	TIME WARNER INC	1,700	64,917.35							1,700	43,251.23	49,538.00
10/01/96	AOL INC	155								155	3,722.68	3,608.40
10/01/96	TIME WARNER CABLE W/I	426.717										
10/01/96	TIME WARNER CABLE W/I					0.357	9.34	04/08/09	(3.22)			
10/01/96	TIME WARNER CABLE W/I					426.360	12,859.54	07/07/09	(5,071.34)			
10/04/96	BRENSHIRE NATHANAY INC	52.5	71,802.85							52.5	71,802.85	172,515.00
11/14/96	CONCAST CORP CL A	727.721	16,667.96							727.721	16,667.96	12,269.38
11/15/96	CONCAST CORP CL A	1,130.879	12,074.16							1,130.879	12,074.16	19,066.62
04/15/99	PLAIRE EXPLORATION & PRODUCTION CO	703.701	19,400.60									
06/15/99	CONCAST CORP CL A	582.176	31,331.91							582.176	31,331.91	9,815.49
11/08/99	DISNEY WALT CO COM	2,000	54,244.33							2,000	54,244.33	64,500.00
12/08/99	PLAIRE EXPLORATION & PRODUCTION CO	1,187	28,215.79							890.701	21,172.56	24,636.79
07/25/00	CONCAST CORP	1,500	36,312.50							1,500	36,312.50	25,290.00
02/01/01	CONCAST CORP	1,500	42,937.50							1,500	42,937.50	25,290.00
02/12/01	MICROSOFT CORP	3,000	97,125.00							3,000	97,125.00	91,440.00
11/28/01	DISNEY WALT CO COM	1,000	20,370.74							1,000	20,370.74	32,250.00
11/28/01	CONCOPHILLIPS	1,000	27,675.00			1,000	45,760.84	01/20/09	18,085.84			
11/29/01	MICROSOFT CORP	1,000	32,220.00							1,000	32,220.00	30,480.00
11/30/01	DISNEY WALT CO COM	1,000	20,170.74							1,000	20,170.74	32,250.00
01/30/02	US T&E INFLATION INDEX RTS	\$500 M	524,758.01			\$300M	388,950.05	11/20/09	74,095.24	\$200 M	209,903.20	258,033.80
02/05/02	GENERAL ELECTRIC CO	500	18,425.00							500	18,425.00	7,565.00
02/05/02	MICROSOFT CORP	400	12,674.00							400	12,674.00	12,192.00
02/12/02	GENERAL ELECTRIC CO	1,500	56,010.00							1,500	56,010.00	22,695.00
02/21/02	CONCOPHILLIPS	1,000	29,035.00									
03/06/02	PEPSICO INC	1,000	50,960.00			1,000	45,760.84	01/20/09	16,725.84	1,000	50,960.00	60,800.00
03/11/02	REDTRONIC INC	1,000	44,990.00							1,000	44,990.00	43,980.00
03/11/02	US TREAS RTS 5.0% 02/15/11	\$100 M	98,018.99			\$100M	105,625.00	11/20/09	7,606.01			
08/07/02	INTL BUS MACH CP RTS 5.375% 02/01/05	\$100 M	102,142.58			\$100M	100,000.00	02/01/09	(2,142.58)			
08/13/02	REDTRONIC INC	500	20,230.00							500	20,230.00	21,990.00
08/27/02	MICROSOFT CORP	600	15,849.00							600	15,849.00	18,288.00
09/17/02	PLAIRE EXPLORATION & PRODUCTION CO	2,109.299	50,139.48							2,109.299	50,139.48	58,343.21
10/04/02	KELLOGG CO	1,000	34,570.00							1,000	34,570.00	53,200.00
10/16/02	BENMORT MINING CORP	2,000	47,100.00							2,000	47,100.00	94,620.00
11/06/02	BENMORT MINING CORP	1,000	25,890.00							1,000	25,890.00	47,310.00
11/22/02	CONCAST CORP CL A	1,051.5	18,334.45							1,051.5	18,334.45	17,728.30
12/11/02	BENMORT MINING CORP	1,000	28,040.00							1,000	28,040.00	47,310.00
02/28/03	GENERAL ELECTRIC CO	1,000	23,320.00							1,000	23,320.00	15,130.00
05/11/03	PFIZER INC	2,000	61,940.00							2,000	61,940.00	36,380.00
06/20/03	PFIZER INC	1,000	35,900.00							1,000	35,900.00	18,190.00
07/11/03	CISCO SYS INC	4,000	70,920.00							4,000	70,920.00	95,760.00
07/23/03	CISCO SYS INC	1,000	18,050.00							1,000	18,050.00	23,940.00
07/23/03	KELLOGG CO	500	17,135.00							500	17,135.00	26,600.00
07/23/03	MICROSOFT CORP	1,000	27,144.00							1,000	27,144.00	30,480.00
07/23/03	PEPSICO INC	500	23,675.00							500	23,675.00	30,400.00
08/19/03	US TREAS RTS 4.250% DUE 08/15/13	\$100 M	99,026.50			\$100M	114,000.00	01/13/09	14,973.50			
10/03/03	PEPSICO INC	500	23,770.00							500	23,770.00	30,400.00
10/09/03	UNITED TECHNOLOGIES CORP	3,000	123,945.00							3,000	123,945.00	208,230.00
10/28/03	MONTWELL INTL INC	1,000	29,165.30							1,000	29,165.30	39,200.00
BALANCE	FORWARD		2,491,759.90				869,665.78		140,226.51		1,762,320.63	2,324,530.76

Rodgers Family Foundation
Schedule of Securities
12/31/09

2

SECURITY NAME	INV. BKG \$BKS/\$ VALUE	COST OR \$ VALUE	PURCHASER \$BKS/\$ VALUE	PURCHASER COST	SALES \$BKS/\$ VALUE	SALES PROCEEDS	DATE SOLD	GAIN OR LOSS	INV. BKG \$BKS/\$ VALUE	COST	MARKET VALUE
10/28/03 PFIZER INC	1,000	30,990 00							1,000	30,990 00	18,190 00
10/28/03 UNITED TECHNOLOGIES CORP	1,000	42,000 00							1,000	42,000 00	69,410 00
11/12/03 UNION PACIFIC CORP	1,000	32,100 00			1,000	49,270 73	07/07/09	17,170 73	1,000	30,410 00	39,200 00
11/17/03 HONEYWELL INTL INC	1,000	30,410 00							2,000	59,000 00	30,260 00
11/24/03 GENERAL ELECTRIC CO	2,000	59,000 00							2,000	51,180 00	60,960 00
11/28/03 MICROSOFT CORP	2,000	51,180 00							2,000	52,131 00	60,960 00
12/05/03 MICROSOFT CORP	2,000	52,131 00							1,500	34,135 00	25,290 00
01/12/04 COMCAST CORP CL A	1,500	34,135 00									
01/22/04 ADOBE SYSTEMS INC	1,000	19,250 00			1,000	33,544 93	10/28/09	14,294 93			
01/22/04 KELLOGG CO	500	18,825 00							500	18,825 00	26,600 00
03/16/04 MEDTRONIC INC	500	25,150 00							500	25,150 00	21,990 00
03/16/04 ADOBE SYSTEMS INC	1,000	17,465 00							1,000	17,465 00	36,780 00
04/12/04 ADOBE SYSTEMS INC	2,000	41,290 00							2,000	41,290 00	73,560 00
04/12/04 HONEYWELL INTL INC	1,000	34,918 00							1,000	34,918 00	39,200 00
04/12/04 MEDTRONIC INC	1,000	48,330 00							1,000	48,330 00	43,980 00
04/28/04 CISCO SYS INC	2,000	46,380 00							2,000	46,380 00	47,880 00
04/28/04 INTEL CORP	4,000	109,960 00							4,000	109,960 00	81,600 00
05/12/04 CISCO SYS INC	1,000	22,090 00							1,000	22,090 00	23,940 00
05/14/04 INTEL CORP	1,000	27,190 00							1,000	27,190 00	20,400 00
05/14/04 TIME WARNER INC	1,000	49,170 00		(12,740 55)					1,000	36,429 45	29,140 00
05/14/04 AOL INC	91	2,185 58		2,185 58						2,185 58	2,118 48
05/14/04 TIME WARNER CABLE W/I	251 010	10,554 97		10,554 97	0 210	5 49	04/08/09	(1 90)			
05/28/04 ISHARES MSCI JAPAN INDEX FUND	8,000	76,960 00			250 800	7,564 43	07/07/09	(2,983 15)			
06/07/04 ISHARES MSCI JAPAN INDEX FUND	2,000	19,980 00			5,000	42,150 26	01/20/09	(5,949 74)			
07/28/04 INTEL CORP	1,000	23,420 00			3,000	27,869 28	11/20/09	(990 72)			
08/18/04 CISCO SYS INC	1,000	18,990 00			2,000	18,579 52	11/20/09	(1,400 48)			
08/18/04 DISNEY WALT CO COM	2,000	43,821 47			1,000	21,061 45	07/07/09	1,415 95			
08/18/04 INTEL CORP	2,000	43,980 00							2,000	43,980 00	40,800 00
08/18/04 ISHARES MSCI JAPAN INDEX FUND	2,000	19,320 00			2,000	18,579 52	11/20/09	(740 48)			
08/18/04 TEXAS INSTRUMENTS INC	2,000	39,289 00			1,000	21,061 45	07/07/09	1,415 95			
09/02/04 TEXAS INSTRUMENTS INC	1,000	20,130 00							1,000	20,130 00	26,060 00
09/21/04 UNION PACIFIC CORP	2,000	58,650 00							2,000	58,650 00	127,800 00
11/02/04 ISHARES MSCI JAPAN INDEX FUND	2,000	20,100 00			2,000	18,579 52	11/20/09	(1,520 48)			
11/11/04 INTEL CORP	1,000	23,055 00							1,000	23,055 00	20,400 00
11/11/04 TEXAS INSTRUMENTS INC	1,000	24,110 00		(4,238 84)	0 340	7 48	04/08/09	(1 63)			
11/11/04 TIME WARNER INC	333 34	17,190 00		720 52					333	12,942 05	9,703 62
11/11/04 AOL INC	30			3,518 32	0 070	1 83	04/08/09	0 63			
11/11/04 TIME WARNER CABLE W/I	83 670				83 600	2,521 48	07/07/09	(995 64)			
12/06/04 CISCO SYS INC	1,000	19,480 00							1,000	19,480 00	23,940 00
12/23/04 INTEL CORP	1,000	23,440 00							1,000	23,440 00	20,400 00
12/23/04 ISHARES MSCI JAPAN INDEX FUND	1,000	10,560 00			1,000	9,289 77	11/20/09	(1,270 23)			
02/15/05 NESTLE SA SPONSORED ADR	4,250	110,500 00			1,000	46,948 79	11/20/09	20,948 79			
02/15/05 PROCTER & GAMBLE CO	1,500	80,325 00							3,250	84,500 00	157,137 50
02/25/05 NESTLE SA SPONSORED ADR	1,250	34,525 00							1,500	80,325 00	90,945 00
02/25/05 PROCTER & GAMBLE CO	500	26,950 00			1,250	34,525 00			500	26,950 00	30,315 00
04/06/05 WETTERHAUSEN CO	2,223	157,450 64							2,223	157,450 64	95,900 22
04/07/05 PROCTER & GAMBLE CO	1,000	54,870 00							1,000	54,870 00	60,630 00
07/15/05 US TREAS HTS 3 875% DUE 7/15/10	\$300 M	298,718 98			\$200 M	206,031 25	09/01/09	6,885 26	\$100 M	99,572 99	101,938 00
08/03/05 CHEVRON CORP	1,500	89,895 00							1,500	89,895 00	115,485 00
09/15/05 JOHNSON & JOHNSON	2,000	128,795 00							2,000	128,795 00	128,820 00
09/20/05 NESTLE SA SPONSORED ADR	1,250	36,400 00							1,250	36,400 00	60,437 50
11/23/05 GENERAL ELECTRIC CO	1,000	35,790 00							1,000	35,790 00	15,130 00
11/28/05 DODGE & I DE REMOURS & CO	3,000	128,835 90							3,000	128,835 90	101,010 00
01/18/06 BAC CORP MASS COM	7,000	95,200 00							7,000	95,200 00	122,290 00
02/01/06 BARBICOR GOLD CORP	2,000	41,970 41							2,000	41,970 41	78,760 00
03/28/06 DU PONT EI DE REMOURS & CO	1,000	43,350 00							1,000	43,350 00	33,670 00
04/24/06 PFIZER INC	1,000	24,830 00							1,000	24,830 00	18,190 00
BALANCE		5,195,415 30				1,392,732 97		185,340 81		3,968,023 14	4,777,846 98

Rodgers Family Foundation
Schedule of Securities
12/31/09

3

SECURITY NAME	INVT BBO #SHS/E VALUE	COST OR \$ VALUE	PURCHASES #SHS/\$VALUE	PURCHASES COST	SALES #SHS/\$VALUE	SALES PROCEEDS	DATE SOLD	GAIN OR LOSS	INVT BBO #SHS/\$VALUE	COMT	MARKET VALUE
06/02/06 FPL GROUP INC	2,000	81,557 40							2,000	81,557 40	105,640 00
06/02/06 NESTLE SA SPONSORED ADR	1,250	37,925 00							1,250	37,925 00	60,437 50
06/27/06 HESS CORP	1,000	47,959 00							1,000	47,959 00	60,500 00
06/27/06 JOHNSON & JOHNSON	1,000	59,768 00							1,000	59,768 00	64,410 00
07/26/06 WEYERHAEUSER CO	500	30,440 00							500	30,440 00	21,570 00
07/26/06 FPL GROUP INC	1,000	43,230 00							1,000	43,230 00	52,820 00
07/26/06 PFIZER INC	1,000	25,240 00							1,000	25,240 00	18,190 00
07/26/06 UNILEVER NY NY SHS	3,000	69,990 00							3,000	69,990 00	96,990 00
09/12/06 UNILEVER NY NY SHS	2,000	47,660 00							2,000	47,660 00	64,660 00
09/19/06 HARTFORD FINL SVCS GROUP INC	500	43,895 00							500	43,895 00	11,630 00
11/06/06 SORTECH PHM HLDGS CO LTD	2,000	52,947 60							2,000	52,947 60	33,260 00
12/04/06 PFIZER INC	1,000	24,440 00							1,000	24,440 00	18,190 00
01/21/07 FEDEX CORP	1,500	178,827 00							1,500	178,827 00	125,175 00
03/01/07 GENERAL ELECTRIC CORP	1,000	34,990 00							1,000	34,990 00	15,130 00
03/01/07 MEDTRONIC INC	1,000	50,701 00							1,000	50,701 00	43,980 00
03/21/07 CHEVON CORP	500	37,155 00							500	37,155 00	38,495 00
03/27/07 UNITEDHEALTH GROUP INC	1,500	83,850 00			1,000	25,911 83	06/08/09	(29,988 17)	500	27,950 00	15,240 00
03/27/07 HESS CORP	1,000	56,997 00							1,000	56,997 00	60,500 00
03/27/07 NOVARTIS AG SPONS ADR	1,000	56,660 00							1,000	56,660 00	54,430 00
04/05/07 SIEMENS AG SPONS ADR	1,200	134,084 04							1,200	134,084 04	110,040 00
04/13/07 SIEMENS AG SPONS ADR	300	34,848 00							300	34,848 00	27,510 00
04/13/07 WEYERHAEUSER CO	277	21,057 54							277	21,057 54	11,949 78
04/13/07 INDIA FD INC	2,700	81,794 00	18,494 00						2,700	100,288 00	82,890 00
04/13/07 NOVARTIS AG SPONS ADR	1,000	56,422 00							1,000	56,422 00	54,430 00
08/07/07 INDIA FD INC	1,350	45,174 00							1,350	54,421 00	41,445 00
08/14/07 CAMSCO CORP	2,000	78,403 00	9,247 00						2,000	78,403 00	64,340 00
08/14/07 FEDEX CORP	300	32,465 01							300	32,465 01	25,035 00
08/14/07 PROCTER & GAMBLE COMPANY	500	31,875 00			500	14,196 92	01/20/09	(19,609 58)	500	31,875 00	30,315 00
08/14/07 SIEMENS AG SPONS ADR	500	61,286 00			1,500	58,320 75	07/07/09	(43,098 75)	500	61,286 00	45,850 00
08/14/07 UNITEDHEALTH GROUP INC	1,500	72,328 95			500	19,440 25	07/07/09	(10,809 75)	1,500	72,328 95	45,720 00
09/04/07 EMC CORP-MALLS	3,000	59,520 00			1,500	85,986 64	11/20/09	(23,663 36)	3,000	59,520 00	52,410 00
09/04/07 FEDEX CORP	200	22,144 00							200	22,144 00	16,690 00
09/20/07 NEWMONT MINING CORP	1,000	47,893 00							1,000	47,893 00	47,310 00
10/01/07 MANPOWER INC MTS NEW	2,000	135,226 00			500	14,196 92	01/20/09	(19,609 58)			
02/26/08 MANPOWER INC MTS NEW	500	30,250 00			1,500	58,320 75	07/07/09	(43,098 75)			
02/26/08 CATERPILLAR INC DEL	1,500	109,650 00			500	19,440 25	07/07/09	(10,809 75)			
02/26/08 CAMSCO CORP	1,000	39,050 00			1,500	85,986 64	11/20/09	(23,663 36)			
02/26/08 FEDEX CORP	500	45,609 00							1,000	39,050 00	32,170 00
02/26/08 HARTFORD FINL SVCS GROUP INC	500	37,550 00							500	45,609 00	41,725 00
02/26/08 MEDTRONIC INC	1,000	50,082 00							1,000	37,550 00	11,630 00
03/25/08 GOOGLE INC	200	90,831 98							1,000	50,082 00	43,980 00
03/25/08 NOKIA CORP SPON ADR	3,000	94,680 00							200	90,831 98	123,996 00
03/25/08 SORTECH PHM HLDGS CO LTD	500	18,963 00							3,000	94,680 00	38,550 00
03/25/08 UNITEDHEALTH GROUP INC	2,000	70,700 00							500	18,963 00	8,315 00
07/23/08 HONEYWELL INTL INC	2,000	104,936 00							2,000	70,700 00	60,960 00
09/15/08 US TREAS BILLS DUE 03/19/09	\$500M	496,081 95			\$500M	496,081 95	03/19/09	0 00			
09/19/08 FREEPORT MOROBAN COPPER & GOLD	1,000	71,029 00			500	41,955 67	11/20/09	6,441 17	500	35,514 50	40,145 00
10/07/08 HARTFORD FINL SVCS GROUP INC	500	15,866 00							500	15,866 00	11,630 00
10/29/08 FREEPORT MOROBAN COPPER & GOLD	1,000	30,170 00							1,000	30,170 00	80,290 00
11/04/08 CATERPILLAR INC	500	20,434 00			500	28,662 21	11/20/09	8,228 21			
11/04/08 FREEPORT MOROBAN COPPER & GOLD	500	15,909 50							500	15,909 50	40,145 00
11/04/08 JOHNSON & JOHNSON	1,000	61,588 60							1,000	61,588 60	64,410 00
11/04/08 NOKIA CORP SPONS ADR	1,000	17,029 00							1,000	17,029 00	12,850 00
11/04/08 SCHLUMBERGER LTD	1,500	77,818 50							1,500	77,818 50	97,635 00
11/14/08 SCHLUMBERGER LTD	500	25,931 00							500	25,931 00	32,545 00
12/01/08 AT&T CORP 6 70% DUE 11/15/13	\$300M	303,501 00			\$100M	113,625 00	11/20/09	12,458 00	\$200M	202,334 00	225,650 00
12/01/08 HARTFORD FINL SVCS GROUP INC	1,000	10,082 00							1,000	10,082 00	23,260 00
12/16/08 CATERPILLAR INC	1,000	43,678 00			1,000	57,324 43	11/20/09	13,646 43			
BALANCE		9,055,578 37		27,741 00		2,334,238 62		98,945 01		6,848,025 76	7,463,315 26

Rodgers Family Foundation
Schedule of Securities
12/31/09

SECURITY NAME	SHRS/\$ VALUE		COST OR \$ VALUE	PURCHASES		PURCHASES		SALES		DATE SOLD	GAIN OR LOSS		INV. ENCL.		COST		MARKET VALUE
	INTY ENCL	INTY ENCL		SHRS	\$ VALUE	COST	\$ SHRS/\$ VALUE	SHRS	\$ SHRS/\$ VALUE				\$ SHRS/\$ VALUE	\$ SHRS/\$ VALUE			
01/13/09	DISNEY WALT CO 4 70% DUE 12/01/12																
01/13/09	JP MORGAN CHASE & CO 4 850% DUE 6/16/11																
01/27/09	GOOGLE INC			100	\$100M	102,500 00	\$100M	104,625 00	\$100M	11/20/09	2,125 00		100	\$50M	33,299 30	52,312 50	53,832 50
02/11/09	SPDR GOLD TRUST GLD SHS			500	\$50M	46,198 00	\$50M						500	\$50M	46,198 00		61,998 00
02/17/09	GOLDMAN SACHS GROUP 5 30% DUE 2/14/12			500	\$50M	50,227 50	\$50M						500	\$50M	50,227 50		53,655 00
03/12/09	HARTFORD FINL SVCS GROUP INC			500	\$50M	3,068 00	\$50M						500	\$50M	3,068 00		11,630 00
03/12/09	INDIA FD INC			1,350	\$1,350M	23,837 00	\$1,350M						1,350	\$1,350M	23,837 00		41,445 00
03/18/09	SPDR GOLD TRUST GLD SHS			500	\$50M	45,984 00	\$50M						500	\$50M	45,984 00		53,655 00
03/18/09	ELI LILLY & CO			3,000	\$3,000M	96,327 90	\$3,000M						3,000	\$3,000M	96,327 90		107,130 00
03/27/09	POTASH CORP S&K INC			500	\$50M	45,457 00	\$50M										
04/24/09	AMER EXPRESS CR CO 7 30% DUE 8/20/13			\$100M	\$100M	100,060 00	\$100M			10/28/09	2,275 52		\$100M	\$100M	100,060 00		112,388 00
04/24/09	FEDEX CORP			500	\$50M	28,253 00	\$50M						500	\$50M	28,253 00		41,725 00
05/01/09	WHITPOOL CORP 8 00% DUE 5/01/12			\$50M	\$50M	50,937 50	\$50M						\$50M	\$50M	50,937 50		54,170 00
06/05/09	INTERNATIONAL PAPER CO 5 125% DUE 11/15/12			\$50M	\$50M	48,937 50	\$50M			09/15/09	1,062 50		2,000	\$2,000M	106,615 00		127,420 00
07/07/09	KIMBERLY CLARK CORP			2,000	\$2,000M	106,615 00	\$2,000M						1,000	\$1,000M	54,496 00		63,710 00
07/16/09	KIMBERLY CLARK CORP			1,000	\$1,000M	54,496 00	\$1,000M						2,000	\$2,000M	76,496 60		84,500 00
07/24/09	GLAXOSMITHKLINE PLC SP ADR			2,000	\$2,000M	76,496 60	\$2,000M						1,000	\$1,000M	34,709 70		35,710 00
07/24/09	ELI LILLY & CO			1,000	\$1,000M	34,709 70	\$1,000M						1,000	\$1,000M	44,177 50		54,430 00
07/29/09	NOVARTIS AG ADR			1,000	\$1,000M	44,177 50	\$1,000M						2,000	\$2,000M	30,658 40		46,520 00
08/12/09	HARTFORD FINL SVCS GROUP INC			2,000	\$2,000M	30,658 40	\$2,000M						1,000	\$1,000M	19,449 90		23,260 00
08/12/09	HARTFORD FINL SVCS GROUP INC			1,000	\$1,000M	19,449 90	\$1,000M						2,000	\$2,000M	108,434 00		114,180 00

\$ 9,055,578 37

\$2,536,596 14

\$ 104,408 03

\$ 7,853,567 56 \$ 8,657,723 76

RODGERS FAMILY FOUNDATION, INC
CONTRIBUTIONS PAID
YEAR ENDED 12/31/09

Academy of American Poets 584 Broadway, Suite 604 New York, NY 10012	MRG	\$ 500.00
Alliance for the Arts 330 West 42nd Street, Suite 1701 New York, NY 10036	MRG	1,000.00
American Museum of Natural History 15 West 77th Street New York, NY 10132-0013	MRG	1,000.00
Broadway Cares/ Equity Fights AIDS 165 West 46th Street, #1300 New York, NY 10036	MRG	750.00
Buckingham Browne & Nichols School 80 Gerry's Landing Road Cambridge, MA 02138-5512	MRG	20,000.00
Caramoor Center for Music and the Arts Inc 149 Girdle Ridge Road Katonah, NY 10536	LRE	1,000.00
Channel Thirteen-WNET 450 West 33rd Street New York, NY 10001	MRG GF	25,000.00 25,000.00
City Parks Foundation 830 Fifth Avenue New York, NY 10065-7001	Annual Pledge	200,000.00
Classical Action 165 West 46th Street, Suite 1310 New York, NY 10036	MRG	1,000.00
Community Center 84 Bedford Road Katonah, NY 10536	LRE	8,000.00
Community Shul of Montecito and Santa Barbara P.O. Box 994 Santa Barbara, CA 93116-0994	LRE	10,000.00
Compassion and Choices P.O. Box 101810 Denver, CO 80250-1810	LRE	50,000.00
Corporate Angel Network One Loop Road - Westchester County Airport White Plains, NY 10604	LRE	3,000.00
Death With Dignity National Center 520 S W. 6th Avenue, Suite 1030 Portland, OR 97204-1512	MRG	500.00

RODGERS FAMILY FOUNDATION, INC
CONTRIBUTIONS PAID
YEAR ENDED 12/31/09

Doctors Without Borders P O. Box 5030 Hagerstown, MD 21741-5030	MRG	1,000.00
DreamYard Project Inc 1085 Washington Avenue Bronx, NY 10456	MRG	1,000.00
Empire State College Foundation One Union Street Sarasota Springs, NY 12866	LRE	500.00
Encompass New Opera Theatre 138 South Oxford Street, Suite 1A Brooklyn, NY 11217	MRG	500.00
Gay Men's Health Crisis, Inc 119 West 24th Street New York, NY 10011-1913	MRG	750.00
Group for the East End P.O. Box 569 Bridgehampton, NY 11932-0569	MRG	200.00
Hillel Foundation of UCSB 781 Embarcadero Del Mar Isla Vista, CA 93117	LRE	10,000.00
International Rescue Committee P.O. Box 98152 Washington, DC 20090-8152	MRG	1,500.00
Israel Committee 1187 Coast Village Road, Suite 1-432 Montecito, CA 93108	LRE	10,000.00
Katonah Fire Department 65 Bedford Road Katonah, NY 10536	LRE	2,000.00
Katonah Village Library 26 Bedford Road Katonah, NY 10536	LRE	1,000.00
Lighthouse International 111 East 59th Street, 14th Fl New York, NY 10022-1202	MRG	2,500.00
Lincoln Center Theatre 150 West 65th Street New York, NY 10023-6975	GF	15,000.00
Cameron and Hayden Lord Foundation 110 Riverside Drive, Suite 12C New York, NY 10024	MRG	1,000.00

RODGERS FAMILY FOUNDATION, INC
CONTRIBUTIONS PAID
YEAR ENDED 12/31/09

Mint Theater Company 311 West 43rd Street, Suite 307 New York, NY 10036	MRG	500.00
Multiple Myeloma Research Foundation, Inc 383 Main Avenue, Fifth Floor Norwalk, CT 06851	Annual Pledge #2	350,000.00
Music-Theatre Group 10 Jay Street, Suite 900 Brooklyn, NY 11201-1160	MRG	500.00
New York Festival of Song 307 Seventh Avenue, Suite 1601 New York, NY 10001	MRG	100.00
New York Philharmonic 10 Lincoln Center Plaza New York, NY 10023-6970	MRG	1,000.00
New York Restoration Project 17-19 Marble Avenue Pleasantville, NJ 10570	MRG	500.00
Peconic Bay Medical Center Foundation 1300 Roanoke Avenue Riverhead, NY 11901	MRG	500.00
Phillips Exeter Academy 20 Main Street Exeter, NH 03833-9980	MRG	5,000.00
Playwrights Horizons 416 West 42nd Street New York, NY 10036-6809	MRG	7,500.00
Police Benevolent Assn of the Town of Bedford Inc 307 Bedford Road Katonah, NY 10507	LRE	2,000.00
Rutgers University Foundation P.O. Box 5062 New Brunswick, NJ 08903-9891	MRG	500.00
S.L.E Lupus Foundation 330 Seventh Avenue, Suite 1701 New York, NY 10001	MRG	1,500.00
Southern Poverty Law Center 400 Washington Avenue P.O. Box 548 Montgomery, AL 36101-0548	LRE	500.00
Symphony Space 2537 Broadway New York, NY 10025-6990	MRG GF	10,000.00

RODGERS FAMILY FOUNDATION, INC
CONTRIBUTIONS PAID
YEAR ENDED 12/31/09

The Acting Company P.O. Box 898 New York, NY 10108-0898	MRG	750.00
The Authors Guild Foundation 31 East 32nd Street, 7th Floor New York, NY 10016	MRG	100.00
The Brearley School 610 East 83rd Street New York, NY 10028-7988	LRE MRG	1,500.00
The Jewish Museum 1109 Fifth Avenue New York, NY 10128	Annual Pledge	200,000.00
The Juilliard School 60 Lincoln Center New York, NY 10023-6588	MRG Pledge GF	25,822.00 1,000,000.00 60,000.00
The Mabel Mercer Foundation 301 East 79th Street New York, NY 10075	MRG	250.00
The Marilyn Horne Foundation 250 West 57th Street, Suite 603 New York, NY 10107	MRG	500.00
The McCarton Foundation 850 Seventh Avenue, PH-B New York, NY 10019	MRG	500.00
The McCarton Foundation 331 West 25th Street New York, NY 10001	MRG	500.00
The New York Public Library Fifth Avenue and 42nd Street, Room 73 New York, NY 10018-2788	MRG	1,500.00
The Stella Adler Studio of Acting 31 West 27th Street, Third Floor New York, NY 10001	MRG MRG	500.00 500.00
The Threepenny Review P.O. Box 931 Berkley, CA 94709	MRG	3,000.00
The University of North Carolina-Chapel Hill P.O. Box 309 Chapel Hill, NC 27514-0309	MRG	500.00
The Wright Center Weill Cornell Medical College 1484 First Avenue New York, NY 10021	LRE	25,000.00

RODGERS FAMILY FOUNDATION, INC
CONTRIBUTIONS PAID
YEAR ENDED 12/31/09


Trustees of Philips Academy 180 Main Street Andover, MA 01810-9982	MRG	1,778.00
Visiting Nurse Service of New York 1675 Broadway, 18th Fl New York, NY 10019	MRG	1,000.00
Westchester Philharmonic Inc 123 Main Street White Plains, NY 10601	LRE	1,000.00
WLIW21 P.O. Box 2100 New York, NY 10116-2100	MRG	500.00
WNYC Radio P.O. Box 1550 New York, NY 10016-1550	MRG	10,000.00
Wolf Conservation Center P O Box 421 South Salem, NY 10590-1123	LRE	1,000.00
Total Contributions		<u>\$2,110,000.00</u>


THE RODGERS FAMILY FOUNDATION, INC
ATTACHMENT TO FORM 990-PF-2009
EIN# 13-6062852

The financial statements, prepared on a cash basis, were not audited or reviewed by us and, accordingly, we do not express an opinion or any other form of assurance on them. The statements were prepared as prescribed by the Internal Revenue Service and do not include all disclosures, including commitments, required for a fair presentation of the assets and liabilities and the revenues collected and expenditures made.

The following certification shall accompany reports submitted on forms other than official Attorney General report forms:

all of which comprise the December 31, 2009 periodic report for The Rodgers Family Foundation, Inc., have been examined by us and to the best of our knowledge and belief the contents thereof are true, correct and complete.

 Robert TREASURER
Name Title

 Bernine N. Hanil, Secretary
Name Title

Sworn to before me this ^{7th} day of APRIL, 2010

Richard L. Fagnin
Notary Public

RICHARD L. FARRUGGIO
NOTARY PUBLIC-STATE OF NEW YORK
No. 01FA6115735
Qualified in Suffolk County
My Commission Expires September 13, 2012