



See a Social Security Number? Say Something!
Report Privacy Problems to <https://public.resource.org/privacy>
Or call the IRS Identity Theft Hotline at 1-800-908-4490



Return of Private Foundation
or Section 4947(a)(1) Nonexempt Charitable Trust
Treated as a Private Foundation

2009

Department of the Treasury
Internal Revenue Service

Note. The foundation may be able to use a copy of this return to satisfy state reporting requirements

POSTMARK DATE MAY 4 2010

For calendar year 2009, or tax year beginning _____, and ending _____

Check all that apply: Initial return Initial return of a former public charity Final return
 Amended return Address change Name change

Name of foundation
TRUST U/W FOR CLARK CHARITABLE FUND
Employer identification number
13-6049032

Number and street (or P O box number if mail is not delivered to street address)
C/O JPMORGAN CHASE BANK, NA; PO BOX 3038
Room/suite
Room/suite

City or town, state, and ZIP code
MILWAUKEE, WI 53201
Telephone number
(414) 977-1210

Check type of organization Section 501(c)(3) exempt private foundation
 Section 4947(a)(1) nonexempt charitable trust Other taxable private foundation

Fair market value of all assets at end of year (from Part II, col. (c), line 16)
\$ 5,385,420. (Part I, column (d) must be on cash basis.)

Accounting method Cash Accrual
 Other (specify) _____

Other information:
 If exemption application is pending, check here
 1. Foreign organizations, check here
 2. Foreign organizations meeting the 85% test, check here and attach computation
 If private foundation status was terminated under section 507(b)(1)(A), check here
 If the foundation is in a 60-month termination under section 507(b)(1)(B), check here

| Part I Analysis of Revenue and Expenses | | (a) Revenue and expenses per books | (b) Net investment income | (c) Adjusted net income | (d) Disbursements for charitable purposes (cash basis only) |
|---|--|------------------------------------|---------------------------|-------------------------|---|
| 1 Contributions, gifts, grants, etc., received | | | | | |
| 2 Check <input checked="" type="checkbox"/> if the foundation is not required to attach Sch B | | | | | |
| 3 Interest on savings and temporary cash investments | | | | | |
| | | 1,088. | 1,088. | | |
| 4 Dividends and interest from securities | | | | | |
| | | 157,204. | 157,204. | | |
| 5a Gross rents | | | | | |
| b Net rental income or (loss) | | | | | |
| 6a Net gain or (loss) from sale of assets not on line 10 | | | | | |
| b Gross sales price for all assets on line 6a | | 2,205,220. | | | |
| 7 Capital gain net income (from Part IV, line 2) | | | | | |
| | | | 0. | | |
| 8 Net short-term capital gain | | | | | |
| 9 Income modifications | | | | | |
| 10a Gross sales less returns and allowances | | | | | |
| b Less Cost of goods sold | | | | | |
| c Gross profit or (loss) | | | | | |
| 11 Other income | | | | | |
| 12 Total. Add lines 1 through 11 | | <180,222.> | 158,292. | | |
| 13 Compensation of officers, directors, trustees, etc. | | | | | |
| | | 50,679. | 38,009. | | 12,670. |
| 14 Other employee salaries and wages | | | | | |
| 15 Pension plans, employee benefits | | | | | |
| 16a Legal fees | | | | | |
| b Accounting fees | | | | | |
| c Other professional fees | | | | | |
| 17 Interest | | | | | |
| 18 Taxes | | 632. | 0. | | 0. |
| 19 Depreciation and depletion | | | | | |
| 20 Occupancy | | | | | |
| 21 Travel, conferences, and meetings | | | | | |
| 22 Printing and publications | | | | | |
| 23 Other expenses | | 370. | 0. | | 370. |
| 24 Total operating and administrative expenses. Add lines 13 through 23 | | 51,681. | 38,009. | | 13,040. |
| 25 Contributions, gifts, grants paid | | 280,000. | | | 280,000. |
| 26 Total expenses and disbursements. Add lines 24 and 25 | | 331,681. | 38,009. | | 293,040. |
| 27 Subtract line 26 from line 12 | | <511,903.> | | | |
| a Excess of revenue over expenses and disbursements | | | | | |
| b Net investment income (if negative, enter -0-) | | | 120,283. | | |
| c Adjusted net income (if negative, enter -0-) | | | | N/A | |

STATEMENT 1
STATEMENT 2
RECEIVED
MAY 10 2010
OGDEN, UT

SCANNED MAY 12 2010

TRUST U/W FOR CLARK CHARITABLE FUND
P60292003

Form 990-PF (2009)

13-6049032 Page 2

| Part II Balance Sheets | | Attached schedules and amounts in the description column should be for end-of-year amounts only | | |
|---|---|---|----------------|-----------------------|
| | | Beginning of year | End of year | |
| | | (a) Book Value | (b) Book Value | (c) Fair Market Value |
| Assets | 1 Cash - non-interest-bearing | | 60,457. | 60,457. |
| | 2 Savings and temporary cash investments | 569,258. | 161,288. | 161,288. |
| | 3 Accounts receivable | | | |
| | Less allowance for doubtful accounts | 7,122. | | |
| | 4 Pledges receivable | | | |
| | Less allowance for doubtful accounts | | | |
| | 5 Grants receivable | | | |
| | 6 Receivables due from officers, directors, trustees, and other disqualified persons | | | |
| | 7 Other notes and loans receivable | | | |
| | Less allowance for doubtful accounts | | | |
| | 8 Inventories for sale or use | | | |
| | 9 Prepaid expenses and deferred charges | | | |
| | 10a Investments - US and state government obligations | | | |
| | b Investments - corporate stock STMT 5 | 3,061,553. | 2,108,001. | 2,350,615. |
| | c Investments - corporate bonds STMT 6 | 1,564,692. | 2,430,799. | 2,472,435. |
| 11 Investments - land, buildings, and equipment basis | | | | |
| Less: accumulated depreciation | | | | |
| 12 Investments - mortgage loans | | | | |
| 13 Investments - other STMT 7 | 385,680. | 315,857. | 340,625. | |
| 14 Land, buildings, and equipment basis | | | | |
| Less: accumulated depreciation | | | | |
| 15 Other assets (describe) | | | | |
| 16 Total assets (to be completed by all filers) | 5,588,305. | 5,076,402. | 5,385,420. | |
| Liabilities | 17 Accounts payable and accrued expenses | | | |
| | 18 Grants payable | | | |
| | 19 Deferred revenue | | | |
| | 20 Loans from officers, directors, trustees, and other disqualified persons | | | |
| | 21 Mortgages and other notes payable | | | |
| 22 Other liabilities (describe) | | | | |
| 23 Total liabilities (add lines 17 through 22) | 0. | 0. | | |
| Net Assets or Fund Balances | Foundations that follow SFAS 117, check here and complete lines 24 through 26 and lines 30 and 31. <input type="checkbox"/> | | | |
| | 24 Unrestricted | | | |
| | 25 Temporarily restricted | | | |
| | 26 Permanently restricted | | | |
| | Foundations that do not follow SFAS 117, check here and complete lines 27 through 31. <input checked="" type="checkbox"/> | | | |
| | 27 Capital stock, trust principal, or current funds | 5,588,305. | 5,076,402. | |
| | 28 Paid-in or capital surplus, or land, bldg, and equipment fund | 0. | 0. | |
| 29 Retained earnings, accumulated income, endowment, or other funds | 0. | 0. | | |
| 30 Total net assets or fund balances | 5,588,305. | 5,076,402. | | |
| 31 Total liabilities and net assets/fund balances | 5,588,305. | 5,076,402. | | |

Part III Analysis of Changes in Net Assets or Fund Balances

| | | |
|--|---|------------|
| 1 Total net assets or fund balances at beginning of year - Part II, column (a), line 30 (must agree with end-of-year figure reported on prior year's return) | 1 | 5,588,305. |
| 2 Enter amount from Part I, line 27a | 2 | <511,903.> |
| 3 Other increases not included in line 2 (itemize) | 3 | 0. |
| 4 Add lines 1, 2, and 3 | 4 | 5,076,402. |
| 5 Decreases not included in line 2 (itemize) | 5 | 0. |
| 6 Total net assets or fund balances at end of year (line 4 minus line 5) - Part II, column (b), line 30 | 6 | 5,076,402. |

Form 990-PF (2009)

923511
02-02-10

Part IV Capital Gains and Losses for Tax on Investment Income

| (a) List and describe the kind(s) of property sold (e.g., real estate, 2-story brick warehouse, or common stock, 200 shs MLC Co) | (b) How acquired P - Purchase D - Donation | (c) Date acquired (mo., day, yr.) | (d) Date sold (mo., day, yr.) |
|--|--|--------------------------------------|----------------------------------|
| 1a SALES IN ACCOUNT | P | | |
| b CAPITAL GAINS DIVIDENDS | | | |
| c | | | |
| d | | | |
| e | | | |

| (e) Gross sales price | (f) Depreciation allowed (or allowable) | (g) Cost or other basis plus expense of sale | (h) Gain or (loss) (e) plus (f) minus (g) |
|-----------------------|--|---|--|
| a 2,181,894. | | 2,543,734. | <361,840.> |
| b 23,326. | | | 23,326. |
| c | | | |
| d | | | |
| e | | | |

| Complete only for assets showing gain in column (h) and owned by the foundation on 12/31/69 | | | (l) Gains (Col (h) gain minus col (k), but not less than -0-) or Losses (from col (h)) |
|---|--------------------------------------|---|--|
| (i) F.M.V. as of 12/31/69 | (j) Adjusted basis as of 12/31/69 | (k) Excess of col (i) over col (j), if any | |
| a | | | <361,840.> |
| b | | | 23,326. |
| c | | | |
| d | | | |
| e | | | |

| | | |
|--|---|------------|
| 2 Capital gain net income or (net capital loss) { If gain, also enter in Part I, line 7 If (loss), enter -0- in Part I, line 7 } | 2 | <338,514.> |
| 3 Net short-term capital gain or (loss) as defined in sections 1222(5) and (6): If gain, also enter in Part I, line 8, column (c) If (loss), enter -0- in Part I, line 8 | 3 | N/A |

Part V Qualification Under Section 4940(e) for Reduced Tax on Net Investment Income

(For optional use by domestic private foundations subject to the section 4940(a) tax on net investment income.)

If section 4940(d)(2) applies, leave this part blank.

Was the foundation liable for the section 4942 tax on the distributable amount of any year in the base period? Yes No

If "Yes," the foundation does not qualify under section 4940(e). Do not complete this part.

1 Enter the appropriate amount in each column for each year, see instructions before making any entries

| (a) Base period years Calendar year (or tax year beginning in) | (b) Adjusted qualifying distributions | (c) Net value of noncharitable-use assets | (d) Distribution ratio (col (b) divided by col (c)) |
|---|---------------------------------------|---|--|
| 2008 | 356,590. | 6,224,444. | .057289 |
| 2007 | 362,449. | 7,430,859. | .048776 |
| 2006 | 337,106. | 7,065,827. | .047709 |
| 2005 | 333,219. | 6,905,588. | .048254 |
| 2004 | 312,388. | 6,875,348. | .045436 |

| | | |
|--|---|------------|
| 2 Total of line 1, column (d) | 2 | .247464 |
| 3 Average distribution ratio for the 5-year base period - divide the total on line 2 by 5, or by the number of years the foundation has been in existence if less than 5 years | 3 | .049493 |
| 4 Enter the net value of noncharitable-use assets for 2009 from Part X, line 5 | 4 | 7,369,425. |
| 5 Multiply line 4 by line 3 | 5 | 364,735. |
| 6 Enter 1% of net investment income (1% of Part I, line 27b) | 6 | 1,203. |
| 7 Add lines 5 and 6 | 7 | 365,938. |
| 8 Enter qualifying distributions from Part XII, line 4 | 8 | 293,040. |

If line 8 is equal to or greater than line 7, check the box in Part VI, line 1b, and complete that part using a 1% tax rate. See the Part VI instructions.

TRUST U/W FOR CLARK CHARITABLE FUND
 P60292003

Form 990-PF (2009)

13-6049032 Page 4

Part VI Excise Tax Based on Investment Income (Section 4940(a), 4940(b), 4940(e), or 4948 - see instructions)

| | | | |
|---|----|---------|--------|
| 1a Exempt operating foundations described in section 4940(d)(2), check here <input type="checkbox"/> and enter "N/A" on line 1. Date of ruling or determination letter _____ (attach copy of letter if necessary-see instructions) | | | |
| b Domestic foundations that meet the section 4940(e) requirements in Part V, check here <input type="checkbox"/> and enter 1% of Part I, line 27b | | 1 | 2,406. |
| c All other domestic foundations enter 2% of line 27b Exempt foreign organizations enter 4% of Part I, line 12, col. (b) | | | |
| 2 Tax under section 511 (domestic section 4947(a)(1) trusts and taxable foundations only Others enter -0-) | | 2 | 0. |
| 3 Add lines 1 and 2 | | 3 | 2,406. |
| 4 Subtitle A (income) tax (domestic section 4947(a)(1) trusts and taxable foundations only Others enter -0-) | | 4 | 0. |
| 5 Tax based on investment income. Subtract line 4 from line 3 If zero or less, enter -0- | | 5 | 2,406. |
| 6 Credits/Payments: | | | |
| a 2009 estimated tax payments and 2008 overpayment credited to 2009 | 6a | 13,655. | |
| b Exempt foreign organizations - tax withheld at source | 6b | | |
| c Tax paid with application for extension of time to file (Form 8868) | 6c | | |
| d Backup withholding erroneously withheld | 6d | | |
| 7 Total credits and payments Add lines 6a through 6d | 7 | 13,655. | |
| 8 Enter any penalty for underpayment of estimated tax Check here <input type="checkbox"/> if Form 2220 is attached | 8 | | |
| 9 Tax due. If the total of lines 5 and 8 is more than line 7, enter amount owed | 9 | | |
| 10 Overpayment. If line 7 is more than the total of lines 5 and 8, enter the amount overpaid | 10 | 11,249. | |
| 11 Enter the amount of line 10 to be Credited to 2010 estimated tax <input type="checkbox"/> 2,500. Refunded <input type="checkbox"/> | 11 | 8,749. | |

Part VII-A Statements Regarding Activities

| | Yes | No |
|---|-----|-----|
| 1a During the tax year, did the foundation attempt to influence any national, state, or local legislation or did it participate or intervene in any political campaign? | | X |
| b Did it spend more than \$100 during the year (either directly or indirectly) for political purposes (see instructions for definition)? If the answer is "Yes" to 1a or 1b, attach a detailed description of the activities and copies of any materials published or distributed by the foundation in connection with the activities. | | X |
| c Did the foundation file Form 1120-POL for this year? | | X |
| d Enter the amount (if any) of tax on political expenditures (section 4955) imposed during the year (1) On the foundation <input type="checkbox"/> \$ 0. (2) On foundation managers <input type="checkbox"/> \$ 0. | | |
| e Enter the reimbursement (if any) paid by the foundation during the year for political expenditure tax imposed on foundation managers <input type="checkbox"/> \$ 0. | | |
| 2 Has the foundation engaged in any activities that have not previously been reported to the IRS? If "Yes," attach a detailed description of the activities. | | X |
| 3 Has the foundation made any changes, not previously reported to the IRS, in its governing instrument, articles of incorporation, or bylaws, or other similar instruments? If "Yes," attach a conformed copy of the changes | | X |
| 4a Did the foundation have unrelated business gross income of \$1,000 or more during the year? | | X |
| b If "Yes," has it filed a tax return on Form 990-T for this year? | | N/A |
| 5 Was there a liquidation, termination, dissolution, or substantial contraction during the year? If "Yes," attach the statement required by General Instruction T. | | X |
| 6 Are the requirements of section 508(e) (relating to sections 4941 through 4945) satisfied either • By language in the governing instrument, or • By state legislation that effectively amends the governing instrument so that no mandatory directions that conflict with the state law remain in the governing instrument? | X | |
| 7 Did the foundation have at least \$5,000 in assets at any time during the year? If "Yes," complete Part II, col. (c), and Part XV. | X | |
| 8a Enter the states to which the foundation reports or with which it is registered (see instructions) <input type="checkbox"/> NY | | |
| b If the answer is "Yes" to line 7, has the foundation furnished a copy of Form 990-PF to the Attorney General (or designate) of each state as required by General Instruction G? If "No," attach explanation | X | |
| 9 Is the foundation claiming status as a private operating foundation within the meaning of section 4942(j)(3) or 4942(j)(5) for calendar year 2009 or the taxable year beginning in 2009 (see instructions for Part XIV)? If "Yes," complete Part XIV | | X |
| 10 Did any persons become substantial contributors during the tax year? If "Yes," attach a schedule listing their names and addresses | | X |

Form 990-PF (2009)

TRUST U/W FOR CLARK CHARITABLE FUND
P60292003

Form 990-PF (2009)

13-6049032

Page 5

Part VII-A Statements Regarding Activities (continued)

| | | | | |
|----|--|----|---|---|
| 11 | At any time during the year, did the foundation, directly or indirectly, own a controlled entry within the meaning of section 512(b)(13)? If "Yes," attach schedule (see instructions) | 11 | | X |
| 12 | Did the foundation acquire a direct or indirect interest in any applicable insurance contract before August 17, 2008? | 12 | | X |
| 13 | Did the foundation comply with the public inspection requirements for its annual returns and exemption application? Website address ▶ N/A | 13 | X | |
| 14 | The books are in care of ▶ JPMORGAN CHASE BANK, N.A. Telephone no ▶ (212) 648-1478 Located at ▶ 245 PARK AVE, FLOOR 15, NEW YORK, NY ZIP+4 ▶ 10167 | | | |
| 15 | Section 4947(a)(1) nonexempt charitable trusts filing Form 990-PF in lieu of Form 1041 - Check here and enter the amount of tax-exempt interest received or accrued during the year ▶ 15 N/A | | | |

Part VII-B Statements Regarding Activities for Which Form 4720 May Be Required

File Form 4720 if any item is checked in the "Yes" column, unless an exception applies.

| | Yes | No |
|---|-----|----|
| 1a During the year did the foundation (either directly or indirectly) | | |
| (1) Engage in the sale or exchange, or leasing of property with a disqualified person? <input type="checkbox"/> Yes <input checked="" type="checkbox"/> No | | |
| (2) Borrow money from, lend money to, or otherwise extend credit to (or accept it from) a disqualified person? <input type="checkbox"/> Yes <input checked="" type="checkbox"/> No | | |
| (3) Furnish goods, services, or facilities to (or accept them from) a disqualified person? <input type="checkbox"/> Yes <input checked="" type="checkbox"/> No | | |
| (4) Pay compensation to, or pay or reimburse the expenses of, a disqualified person? <input checked="" type="checkbox"/> Yes <input type="checkbox"/> No | | |
| (5) Transfer any income or assets to a disqualified person (or make any of either available for the benefit or use of a disqualified person)? <input type="checkbox"/> Yes <input checked="" type="checkbox"/> No | | |
| (6) Agree to pay money or property to a government official? (Exception. Check "No" if the foundation agreed to make a grant to or to employ the official for a period after termination of government service, if terminating within 90 days) <input type="checkbox"/> Yes <input checked="" type="checkbox"/> No | | |
| b If any answer is "Yes" to 1a(1)-(6), did any of the acts fail to qualify under the exceptions described in Regulations section 53.4941(d)-3 or in a current notice regarding disaster assistance (see page 20 of the instructions)? Organizations relying on a current notice regarding disaster assistance check here ▶ <input type="checkbox"/> | 1b | X |
| c Did the foundation engage in a prior year in any of the acts described in 1a, other than excepted acts, that were not corrected before the first day of the tax year beginning in 2009? | 1c | X |
| 2 Taxes on failure to distribute income (section 4942) (does not apply for years the foundation was a private operating foundation defined in section 4942(j)(3) or 4942(j)(5)) | | |
| a At the end of tax year 2009, did the foundation have any undistributed income (lines 6d and 6e, Part XIII) for tax year(s) beginning before 2009? <input type="checkbox"/> Yes <input checked="" type="checkbox"/> No If "Yes," list the years ▶ | | |
| b Are there any years listed in 2a for which the foundation is not applying the provisions of section 4942(a)(2) (relating to incorrect valuation of assets) to the year's undistributed income? (If applying section 4942(a)(2) to all years listed, answer "No" and attach statement - see instructions) N/A | 2b | |
| c If the provisions of section 4942(a)(2) are being applied to any of the years listed in 2a, list the years here ▶ | | |
| 3a Did the foundation hold more than a 2% direct or indirect interest in any business enterprise at any time during the year? <input type="checkbox"/> Yes <input checked="" type="checkbox"/> No | | |
| b If "Yes," did it have excess business holdings in 2009 as a result of (1) any purchase by the foundation or disqualified persons after May 26, 1969, (2) the lapse of the 5-year period (or longer period approved by the Commissioner under section 4943(c)(7)) to dispose of holdings acquired by gift or bequest, or (3) the lapse of the 10-, 15-, or 20-year first phase holding period? (Use Schedule C, Form 4720, to determine if the foundation had excess business holdings in 2009.) N/A | 3b | |
| 4a Did the foundation invest during the year any amount in a manner that would jeopardize its charitable purposes? | 4a | X |
| b Did the foundation make any investment in a prior year (but after December 31, 1969) that could jeopardize its charitable purpose that had not been removed from jeopardy before the first day of the tax year beginning in 2009? | 4b | X |

Form 990-PF (2009)

Part VII-B Statements Regarding Activities for Which Form 4720 May Be Required (continued)

5a During the year did the foundation pay or incur any amount to

(1) Carry on propaganda, or otherwise attempt to influence legislation (section 4945(e))? Yes No

(2) Influence the outcome of any specific public election (see section 4955), or to carry on, directly or indirectly, any voter registration drive? Yes No

(3) Provide a grant to an individual for travel, study, or other similar purposes? Yes No

(4) Provide a grant to an organization other than a charitable, etc., organization described in section 509(a)(1), (2), or (3), or section 4940(d)(2)? Yes No

(5) Provide for any purpose other than religious, charitable, scientific, literary, or educational purposes, or for the prevention of cruelty to children or animals? Yes No

b If any answer is "Yes" to 5a(1)-(5), did any of the transactions fail to qualify under the exceptions described in Regulations section 53.4945 or in a current notice regarding disaster assistance (see instructions)? Yes No
Organizations relying on a current notice regarding disaster assistance check here N/A

c If the answer is "Yes" to question 5a(4), does the foundation claim exemption from the tax because it maintained expenditure responsibility for the grant? Yes No
If "Yes," attach the statement required by Regulations section 53.4945-5(d) N/A

6a Did the foundation, during the year, receive any funds, directly or indirectly, to pay premiums on a personal benefit contract? Yes No

b Did the foundation, during the year, pay premiums, directly or indirectly, on a personal benefit contract? Yes No
If "Yes" to 6b, file Form 8870.

7a At any time during the tax year, was the foundation a party to a prohibited tax shelter transaction? Yes No

b If yes, did the foundation receive any proceeds or have any net income attributable to the transaction? Yes No

Part VIII Information About Officers, Directors, Trustees, Foundation Managers, Highly Paid Employees, and Contractors

1 List all officers, directors, trustees, foundation managers and their compensation.

| (a) Name and address | (b) Title, and average hours per week devoted to position | (c) Compensation (If not paid, enter -0-) | (d) Contributions to employee benefit plans and deferred compensation | (e) Expense account, other allowances |
|---|---|---|---|---------------------------------------|
| JPMORGAN CHASE BANK, N.A. P.O. BOX 3038 MILWAUKEE, WI 53201 | TRUSTEE 2.00 | 50,679. | 0. | 0. |
| | | | | |
| | | | | |
| | | | | |
| | | | | |
| | | | | |
| | | | | |
| | | | | |
| | | | | |

2 Compensation of five highest-paid employees (other than those included on line 1). If none, enter "NONE."

| (a) Name and address of each employee paid more than \$50,000 | (b) Title, and average hours per week devoted to position | (c) Compensation | (d) Contributions to employee benefit plans and deferred compensation | (e) Expense account, other allowances |
|---|---|------------------|---|---------------------------------------|
| NONE | | | | |
| | | | | |
| | | | | |
| | | | | |
| | | | | |
| | | | | |
| | | | | |
| | | | | |
| | | | | |

Total number of other employees paid over \$50,000 ▶ 0

Part VIII Information About Officers, Directors, Trustees, Foundation Managers, Highly Paid Employees, and Contractors (continued)

3 Five highest-paid independent contractors for professional services. If none, enter "NONE."

| (a) Name and address of each person paid more than \$50,000 | (b) Type of service | (c) Compensation |
|---|---------------------|------------------|
| NONE | | |
| | | |
| | | |
| | | |
| | | |
| | | |
| | | |
| | | |

Total number of others receiving over \$50,000 for professional services ▶ 0

Part IX-A Summary of Direct Charitable Activities

| List the foundation's four largest direct charitable activities during the tax year. Include relevant statistical information such as the number of organizations and other beneficiaries served, conferences convened, research papers produced, etc. | Expenses |
|--|----------|
| 1 N/A | |
| 2 | |
| 3 | |
| 4 | |

Part IX-B Summary of Program-Related Investments

| Describe the two largest program-related investments made by the foundation during the tax year on lines 1 and 2 | Amount |
|--|--------|
| 1 N/A | |
| 2 | |
| All other program-related investments See instructions | |
| 3 | |
| Total. Add lines 1 through 3 ▶ | 0. |

Part X Minimum Investment Return (All domestic foundations must complete this part. Foreign foundations, see instructions.)

| | | | |
|----------|--|-----------|------------|
| 1 | Fair market value of assets not used (or held for use) directly in carrying out charitable, etc., purposes | | |
| a | Average monthly fair market value of securities | 1a | 6,869,623. |
| b | Average of monthly cash balances | 1b | 612,027. |
| c | Fair market value of all other assets | 1c | |
| d | Total (add lines 1a, b, and c) | 1d | 7,481,650. |
| e | Reduction claimed for blockage or other factors reported on lines 1a and 1c (attach detailed explanation) | 1e | 0. |
| 2 | Acquisition indebtedness applicable to line 1 assets | 2 | 0. |
| 3 | Subtract line 2 from line 1d | 3 | 7,481,650. |
| 4 | Cash deemed held for charitable activities Enter 1 1/2% of line 3 (for greater amount, see instructions) | 4 | 112,225. |
| 5 | Net value of noncharitable-use assets. Subtract line 4 from line 3 Enter here and on Part V, line 4 | 5 | 7,369,425. |
| 6 | Minimum investment return. Enter 5% of line 5 | 6 | 368,471. |

Part XI Distributable Amount (see instructions) (Section 4942(j)(3) and (j)(5) private operating foundations and certain foreign organizations check here and do not complete this part)

| | | | |
|-----------|--|-----------|----------|
| 1 | Minimum investment return from Part X, line 6 | 1 | 368,471. |
| 2a | Tax on investment income for 2009 from Part VI, line 5 | 2a | 2,406. |
| b | Income tax for 2009 (This does not include the tax from Part VI) | 2b | |
| c | Add lines 2a and 2b | 2c | 2,406. |
| 3 | Distributable amount before adjustments Subtract line 2c from line 1 | 3 | 366,065. |
| 4 | Recoveries of amounts treated as qualifying distributions | 4 | 0. |
| 5 | Add lines 3 and 4 | 5 | 366,065. |
| 6 | Deduction from distributable amount (see instructions) | 6 | 0. |
| 7 | Distributable amount as adjusted Subtract line 6 from line 5 Enter here and on Part XIII, line 1 | 7 | 366,065. |

Part XII Qualifying Distributions (see instructions)

| | | | |
|----------|--|-----------|----------|
| 1 | Amounts paid (including administrative expenses) to accomplish charitable, etc., purposes: | | |
| a | Expenses, contributions, gifts, etc. - total from Part I, column (d), line 26 | 1a | 293,040. |
| b | Program-related investments - total from Part IX-B | 1b | 0. |
| 2 | Amounts paid to acquire assets used (or held for use) directly in carrying out charitable, etc., purposes | 2 | |
| 3 | Amounts set aside for specific charitable projects that satisfy the | | |
| a | Suitability test (prior IRS approval required) | 3a | |
| b | Cash distribution test (attach the required schedule) | 3b | |
| 4 | Qualifying distributions. Add lines 1a through 3b Enter here and on Part V, line 8, and Part XIII, line 4 | 4 | 293,040. |
| 5 | Foundations that qualify under section 4940(e) for the reduced rate of tax on net investment income Enter 1% of Part I, line 27b | 5 | 0. |
| 6 | Adjusted qualifying distributions. Subtract line 5 from line 4 | 6 | 293,040. |

Note. The amount on line 6 will be used in Part V, column (b), in subsequent years when calculating whether the foundation qualifies for the section 4940(e) reduction of tax in those years

Part XIII Undistributed Income (see instructions)

| | (a) Corpus | (b) Years prior to 2008 | (c) 2008 | (d) 2009 |
|--|---------------|----------------------------|-------------|-------------|
| 1 Distributable amount for 2009 from Part XI, line 7 | | | | 366,065. |
| 2 Undistributed income, if any, as of the end of 2009 | | | | |
| a Enter amount for 2008 only | | | 280,741. | |
| b Total for prior years | | 0. | | |
| 3 Excess distributions carryover, if any, to 2009 | | | | |
| a From 2004 | | | | |
| b From 2005 | | | | |
| c From 2006 | | | | |
| d From 2007 | | | | |
| e From 2008 | | | | |
| f Total of lines 3a through e | 0. | | | |
| 4 Qualifying distributions for 2009 from Part XII, line 4 ▶ \$ 293,040. | | | | |
| a Applied to 2008, but not more than line 2a | | | 280,741. | |
| b Applied to undistributed income of prior years (Election required - see instructions) | | 0. | | |
| c Treated as distributions out of corpus (Election required - see instructions) | 0. | | | |
| d Applied to 2009 distributable amount | | | | 12,299. |
| e Remaining amount distributed out of corpus | 0. | | | |
| 5 Excess distributions carryover applied to 2009 (If an amount appears in column (d), the same amount must be shown in column (a)) | 0. | | | 0. |
| 6 Enter the net total of each column as indicated below: | | | | |
| a Corpus Add lines 3f, 4c, and 4e. Subtract line 5 | 0. | | | |
| b Prior years' undistributed income. Subtract line 4b from line 2b | | 0. | | |
| c Enter the amount of prior years' undistributed income for which a notice of deficiency has been issued, or on which the section 4942(a) tax has been previously assessed | | 0. | | |
| d Subtract line 6c from line 6b Taxable amount - see instructions | | 0. | | |
| e Undistributed income for 2008 Subtract line 4a from line 2a. Taxable amount - see instr | | | 0. | |
| f Undistributed income for 2009. Subtract lines 4d and 5 from line 1 This amount must be distributed in 2010 | | | | 353,766. |
| 7 Amounts treated as distributions out of corpus to satisfy requirements imposed by section 170(b)(1)(F) or 4942(g)(3) | 0. | | | |
| 8 Excess distributions carryover from 2004 not applied on line 5 or line 7 | 0. | | | |
| 9 Excess distributions carryover to 2010. Subtract lines 7 and 8 from line 6a | 0. | | | |
| 10 Analysis of line 9 | | | | |
| a Excess from 2005 | | | | |
| b Excess from 2006 | | | | |
| c Excess from 2007 | | | | |
| d Excess from 2008 | | | | |
| e Excess from 2009 | | | | |

Part XIV Private Operating Foundations (see instructions and Part VII-A, question 9) N/A

- 1 a** If the foundation has received a ruling or determination letter that it is a private operating foundation, and the ruling is effective for 2009, enter the date of the ruling ▶
- b** Check box to indicate whether the foundation is a private operating foundation described in section 4942(j)(3) or 4942(j)(5)

| | Tax year | | Prior 3 years | | (e) Total |
|--|----------|----------|---------------|----------|-----------|
| | (a) 2009 | (b) 2008 | (c) 2007 | (d) 2006 | |
| 2 a Enter the lesser of the adjusted net income from Part I or the minimum investment return from Part X for each year listed | | | | | |
| b 85% of line 2a | | | | | |
| c Qualifying distributions from Part XII, line 4 for each year listed | | | | | |
| d Amounts included in line 2c not used directly for active conduct of exempt activities | | | | | |
| e Qualifying distributions made directly for active conduct of exempt activities | | | | | |
| Subtract line 2d from line 2c | | | | | |
| 3 Complete 3a, b, or c for the alternative test relied upon: | | | | | |
| a "Assets" alternative test - enter: | | | | | |
| (1) Value of all assets | | | | | |
| (2) Value of assets qualifying under section 4942(j)(3)(B)(i) | | | | | |
| b "Endowment" alternative test - enter 2/3 of minimum investment return shown in Part X, line 6 for each year listed | | | | | |
| c "Support" alternative test - enter: | | | | | |
| (1) Total support other than gross investment income (interest, dividends, rents, payments on securities loans (section 512(a)(5)), or royalties) | | | | | |
| (2) Support from general public and 5 or more exempt organizations as provided in section 4942(j)(3)(B)(iii) | | | | | |
| (3) Largest amount of support from an exempt organization | | | | | |
| (4) Gross investment income | | | | | |

Part XV Supplementary Information (Complete this part only if the foundation had \$5,000 or more in assets at any time during the year-see the instructions.)

- 1 Information Regarding Foundation Managers:**
- a** List any managers of the foundation who have contributed more than 2% of the total contributions received by the foundation before the close of any tax year (but only if they have contributed more than \$5,000). (See section 507(d)(2))

NONE

- b** List any managers of the foundation who own 10% or more of the stock of a corporation (or an equally large portion of the ownership of a partnership or other entity) of which the foundation has a 10% or greater interest.

NONE

- 2 Information Regarding Contribution, Grant, Gift, Loan, Scholarship, etc., Programs:**
- Check here if the foundation only makes contributions to preselected charitable organizations and does not accept unsolicited requests for funds. If the foundation makes gifts, grants, etc (see instructions) to individuals or organizations under other conditions, complete items 2a, b, c, and d

- a** The name, address, and telephone number of the person to whom applications should be addressed

SEE STATEMENT 8

- b** The form in which applications should be submitted and information and materials they should include

- c** Any submission deadlines

- d** Any restrictions or limitations on awards, such as by geographical areas, charitable fields, kinds of institutions, or other factors

FORM 990-PF INTEREST ON SAVINGS AND TEMPORARY CASH INVESTMENTS STATEMENT 1

| SOURCE | AMOUNT |
|--|--------|
| MONEY MARKET FUNDS | 1,088. |
| TOTAL TO FORM 990-PF, PART I, LINE 3, COLUMN A | 1,088. |

FORM 990-PF DIVIDENDS AND INTEREST FROM SECURITIES STATEMENT 2

| SOURCE | GROSS AMOUNT | CAPITAL GAINS DIVIDENDS | COLUMN (A) AMOUNT |
|----------------------------------|--------------|-------------------------|-------------------|
| OTHER DIVIDENDS & INTEREST | 180,530. | 23,326. | 157,204. |
| TOTAL TO FM 990-PF, PART I, LN 4 | 180,530. | 23,326. | 157,204. |

FORM 990-PF TAXES STATEMENT 3

| DESCRIPTION | (A) EXPENSES PER BOOKS | (B) NET INVESTMENT INCOME | (C) ADJUSTED NET INCOME | (D) CHARITABLE PURPOSES |
|-----------------------------|------------------------|---------------------------|-------------------------|-------------------------|
| FOREIGN TAX PAID | 632. | 0. | | 0. |
| TO FORM 990-PF, PG 1, LN 18 | 632. | 0. | | 0. |

FORM 990-PF OTHER EXPENSES STATEMENT 4

| DESCRIPTION | (A) EXPENSES PER BOOKS | (B) NET INVESTMENT INCOME | (C) ADJUSTED NET INCOME | (D) CHARITABLE PURPOSES |
|--------------------------------|------------------------|---------------------------|-------------------------|-------------------------|
| NY ATTORNEY GENERAL FILING FEE | 250. | 0. | | 250. |
| NY PUBLICATION FEE | 120. | 0. | | 120. |
| TO FORM 990-PF, PG 1, LN 23 | 370. | 0. | | 370. |

| FORM 990-PF | CORPORATE STOCK | STATEMENT | 5 |
|---|-----------------|-------------------|--------------------------|
| <u>DESCRIPTION</u> | | <u>BOOK VALUE</u> | <u>FAIR MARKET VALUE</u> |
| CORPORATE STOCK & EQUITY MUTUAL FUNDS-SEE SCHEDULE ATTACHED | | 2,108,001. | 2,350,615. |
| TOTAL TO FORM 990-PF, PART II, LINE 10B | | 2,108,001. | 2,350,615. |

| FORM 990-PF | CORPORATE BONDS | STATEMENT | 6 |
|--|-----------------|-------------------|--------------------------|
| <u>DESCRIPTION</u> | | <u>BOOK VALUE</u> | <u>FAIR MARKET VALUE</u> |
| CORPORATE BONDS & FIXED INCOME FUNDS - SEE SCHEDULE ATTACHED | | 2,430,799. | 2,472,435. |
| TOTAL TO FORM 990-PF, PART II, LINE 10C | | 2,430,799. | 2,472,435. |

| FORM 990-PF | OTHER INVESTMENTS | STATEMENT | 7 |
|--|-------------------------|-------------------|--------------------------|
| <u>DESCRIPTION</u> | <u>VALUATION METHOD</u> | <u>BOOK VALUE</u> | <u>FAIR MARKET VALUE</u> |
| OTHER CORPORATE STRUCTURED INVESTMENTS - SEE SCHEDULE ATTACHED | COST | 315,857. | 340,625. |
| TOTAL TO FORM 990-PF, PART II, LINE 13 | | 315,857. | 340,625. |

FORM 990-PF

GRANT APPLICATION SUBMISSION INFORMATION
PART XV, LINES 2A THROUGH 2D

STATEMENT 8

NAME AND ADDRESS OF PERSON TO WHOM APPLICATIONS SHOULD BE SUBMITTED

ALVA CARTER-HASAN
C/O JPMORGAN CHASE BANK; 245 PARK AVE.
NEW YORK, NY 10154

TELEPHONE NUMBER

NAME OF GRANT PROGRAM

212-648-1478

CLARK CHARITABLE FUND

FORM AND CONTENT OF APPLICATIONS

WRITTEN PROPOSAL EXPLAINING THE NATURE OF THE PROJECT FOR GRANT REQUEST;
INCLUDE COPY OF 501(C)(3) STATUS LETTER

ANY SUBMISSION DEADLINES

OCTOBER 31ST

RESTRICTIONS AND LIMITATIONS ON AWARDS

RELIGIOUS & CHARITABLE PURPOSES

FORM 990-PF

GRANTS AND CONTRIBUTIONS
PAID DURING THE YEAR

STATEMENT 9

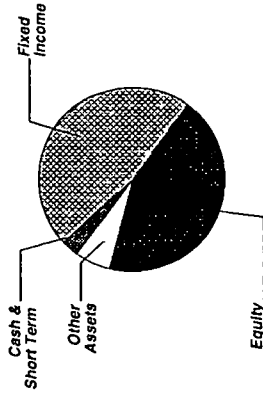
| RECIPIENT NAME AND ADDRESS | RECIPIENT RELATIONSHIP AND PURPOSE OF GRANT | RECIPIENT STATUS | AMOUNT |
|--|--|---------------------|----------|
| CENTER FOR ALTERNATIVE SENTENCING & EMPLOYMENT SERVICES 346 BROADWAY NEW YORK, NY 10013 | NONE PROGRAM SUPPORT | PUBLIC CHARITY | 25,000. |
| CT CONFERENCE OF THE UNITED CHURCH OF CHRIST 125 SHERMAN ST HARTFORD, CT 06105 | NONE PROGRAM SUPPORT | PUBLIC CHARITY | 50,000. |
| NATIONAL MINISTRIES, AMERICAN BAPTIST CHURCHES IN THE USA P.O. BOX 851 VALLEY FORGE, PA 19482 | NONE PROGRAM SUPPORT | PUBLIC CHARITY | 50,000. |
| NEIGHBORHOOD COALITION FOR SHELTER 157 E 86TH ST NEW YORK, NY 10028 | NONE PROGRAM SUPPORT | PUBLIC CHARITY | 25,000. |
| NEW ALTERNATIVES FOR CHILDREN - NEW YORK CITY 37 W 26TH ST NEW YORK, NY 10010 | NONE PROGRAM SUPPORT | PUBLIC CHARITY | 30,000. |
| PARTNERSHIP FOR THE HOMELESS 305 7TH AVE NEW YORK, NY 10001 | NONE PROGRAM SUPPORT | PUBLIC CHARITY | 25,000. |
| PROJECT HOSPITALITY 100 PARK AVE STATEN ISLAND, NY 10302 | NONE PROGRAM SUPPORT | PUBLIC CHARITY | 25,000. |
| SYNOD OF THE COVENANT 1911 INDIAN WOOD CIR MAUMEE, OH 43537 | NONE PROGRAM SUPPORT | PUBLIC CHARITY | 50,000. |
| TOTAL TO FORM 990-PF, PART XV, LINE 3A | | | 280,000. |

Account Summary

PRINCIPAL

| Asset Allocation | Beginning Market Value | Ending Market Value | Change In Value | Estimated Annual Income | Current Allocation |
|---------------------|------------------------|-----------------------|-----------------------|-------------------------|--------------------|
| Equity | 2,929,508.78 | 2,350,614.70 | (578,894.08) | 42,368.39 | 44% |
| Cash & Short Term | 217,128.12 | 161,287.73 | (55,840.39) | 193.54 | 3% |
| Fixed Income | 2,081,535.40 | 2,472,435.00 | 390,899.60 | 130,920.37 | 47% |
| Other Assets | 244,936.14 | 340,625.45 | 95,689.31 | | 6% |
| Market Value | \$5,473,108.44 | \$5,324,962.88 | (\$148,145.56) | | 100% |

Asset Allocation



INCOME

| Cash Position | Beginning Market Value | Ending Market Value | Change In Value |
|---------------------|------------------------|---------------------|----------------------|
| Cash Balance | 137,993.44 | 60,457.05 | (77,536.39) |
| Accruals | 12,382.40 | 12,332.48 | (49.92) |
| Market Value | \$150,375.84 | \$72,789.53 | (\$77,586.31) |

FRANK E CLARK CHARITABLE TRUST ACCT. P60292003
 For the Period 12/1/09 to 12/31/09

Account Summary CONTINUED

| Tax Summary | Current Period Value | Year-to-Date Value |
|----------------------------------|-------------------------|-----------------------|
| Domestic Dividends/Distributions | 42,861.59 | 161,932.90 |
| Foreign Dividends | | 887.71 |
| Interest Income | 48.37 | 2,016.22 |
| Taxable Income | \$42,909.96 | \$164,836.83 |

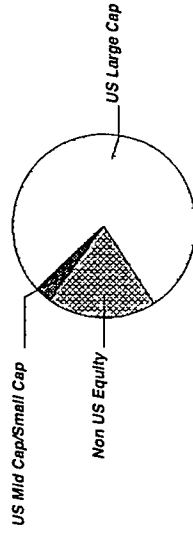
| | Current Period Value | Year-to-Date Value |
|-------------------------------|-------------------------|-----------------------|
| LT Capital Gain Distributions | 23,325.89 | 23,325.89 |
| ST Realized Gain/Loss | 43,869.81 | (114,183.14) |
| LT Realized Gain/Loss | (4,038.98) | (248,719.56) |
| Realized Gain/Loss | \$63,156.72 | (\$339,576.81) |

| | To-Date Value |
|-----------------------------|---------------------|
| Unrealized Gain/Loss | \$309,018.23 |

Equity Summary

| Asset Categories | Beginning Market Value | Ending Market Value | Change In Value | Current Allocation |
|----------------------|------------------------|-----------------------|-----------------------|--------------------|
| US Large Cap | 2,433,085.33 | 1,870,697.67 | (562,387.66) | 34% |
| US Mid Cap/Small Cap | 4,065.00 | 2,736.00 | (1,329.00) | 1% |
| Non US Equity | 492,358.45 | 477,181.03 | (15,177.42) | 9% |
| Total Value | \$2,929,508.78 | \$2,350,614.70 | (\$578,894.08) | 44% |

Asset Categories



Market Value/Cost

| | Current Period Value |
|-------------------------|----------------------|
| Market Value | 2,350,614.70 |
| Tax Cost | 2,108,000.80 |
| Unrealized Gain/Loss | 242,613.90 |
| Estimated Annual Income | 42,368.39 |
| Accrued Dividends | 2,903.00 |
| Yield | 1.80% |

Equity Detail

| | Quantity | Price | Market Value | Tax Cost | Unrealized Gain/Loss | Estimated Annual Income | Yield |
|--|------------|--------|--------------|------------|----------------------|-------------------------|-------|
| | | | | | | Accrued Dividends | |
| US Large Cap | | | | | | | |
| JPMORGAN TR I GROWTH ADVANTAGE FUND SELECT SHARE CLASS FUND 1567 4812A3-71-8 JGAS X | 16,759.777 | 7.27 | 121,843.58 | 150,000.00 | (28,156.42) | 955.30 | 0.78% |
| ABBOTT LABORATORIES 002824-10-0 ABT | 500.000 | 53.99 | 26,995.00 | 23,702.50 | 3,292.50 | 800.00 | 2.96% |
| ADVANCED AUTO PARTS INC 00751Y-10-6 AAP | 200.000 | 40.48 | 8,096.00 | 6,521.55 | 1,574.45 | 48.00 12.00 | 0.59% |
| AETNA INC 00817Y-10-8 AET | 400.000 | 31.70 | 12,680.00 | 9,867.65 | 2,812.35 | 16.00 | 0.13% |
| AFLAC INC 001055-10-2 AFL | 200.000 | 46.25 | 9,250.00 | 8,790.58 | 459.42 | 224.00 | 2.42% |
| AMAZON COM INC 023135-10-6 AMZN | 25.000 | 134.52 | 3,363.00 | 2,084.42 | 1,278.58 | | |
| ANADARKO PETROLEUM CORP 032511-10-7 APC | 100.000 | 62.42 | 6,242.00 | 4,311.82 | 1,930.18 | 36.00 | 0.58% |
| APACHE CORP 037411-10-5 APA | 150.000 | 103.17 | 15,475.50 | 13,063.61 | 2,411.89 | 90.00 | 0.58% |
| APPLE INC. 037833-10-0 AAPL | 130.000 | 210.73 | 27,395.16 | 12,324.67 | 15,070.49 | | |
| APPLIED MATERIALS INC 038222-10-5 AMAT | 1,000.000 | 13.94 | 13,940.00 | 13,027.18 | 912.82 | 240.00 | 1.72% |

FRANK E CLARK CHARITABLE TRUST ACCT. P60292003
For the Period 12/1/09 to 12/31/09

| | Quantity | Price | Market Value | Tax Cost | Unrealized Gain/Loss | Estimated Annual Income Accrued Dividends | Yield |
|--|-----------|-------|--------------|-----------|----------------------|--|-------|
| US Large Cap | | | | | | | |
| AT&T INC 00206R-10-2 T | 600 000 | 28.03 | 16,818.00 | 23,091.88 | (6,273.88) | 1,008.00 | 5.99% |
| BANK OF AMERICA CORP 060505-10-4 BAC | 1,700 000 | 15.06 | 25,602.00 | 32,172.61 | (6,570.61) | 68.00 | 0.27% |
| BANK OF NEW YORK MELLON CORP 064058-10-0 BK | 600 000 | 27.97 | 16,782.00 | 20,343.60 | (3,561.60) | 216.00 | 1.29% |
| BAXTER INTERNATIONAL INC 071813-10-9 BAX | 200.000 | 58.68 | 11,736.00 | 9,532.24 | 2,203.76 | 232.00 87.00 | 1.98% |
| BB & T CORP 054937-10-7 BBT | 300.000 | 25.37 | 7,611.00 | 5,469.44 | 2,141.56 | 180.00 | 2.36% |
| BOEING CO 097023-10-5 BA | 100.000 | 54.13 | 5,413.00 | 6,575.44 | (1,162.44) | 168.00 | 3.10% |
| BRISTOL MYERS SQUIBB CO 110122-10-8 BMY | 500 000 | 25.25 | 12,625.00 | 10,069.31 | 2,555.69 | 640.00 160.00 | 5.07% |
| CARDINAL HEALTH INC 14149Y-10-8 CAH | 200 000 | 32.24 | 6,448.00 | 4,380.53 | 2,067.47 | 140.00 35.00 | 2.17% |
| CATERPILLAR INC 149123-10-1 CAT | 100 000 | 56.99 | 5,699.00 | 2,427.22 | 3,271.78 | 168.00 | 2.95% |
| CELGENE CORPORATION 151020-10-4 CELG | 300 000 | 55.68 | 16,704.00 | 15,270.46 | 1,433.54 | | |
| CHEVRON CORP 166764-10-0 CVX | 225 000 | 76.99 | 17,322.75 | 14,704.22 | 2,618.53 | 612.00 | 3.53% |
| CISCO SYSTEMS INC 17275R-10-2 CSCO | 1,400 000 | 23.94 | 33,516.00 | 22,128.85 | 11,387.15 | | |

FRANK E CLARK CHARITABLE TRUST ACCT. P60292003
For the Period 12/1/09 to 12/31/09

| | Quantity | Price | Market Value | Tax Cost | Unrealized Gain/Loss | Estimated Annual Income Accrued Dividends | Yield |
|---|-----------|-------|--------------|-----------|----------------------|--|-------|
| US Large Cap | | | | | | | |
| CITIGROUP INC 172967-10-1 C | 2,600,000 | 3.31 | 8,606.00 | 10,571.39 | (1,965.39) | | |
| COACH INC 189754-10-4 COH | 100,000 | 36.53 | 3,653.00 | 3,338.93 | 314.07 | 30.00 | 0.82% |
| COCA COLA CO 191216-10-0 KO | 200,000 | 57.00 | 11,400.00 | 11,481.26 | (81.26) | 328.00 | 2.88% |
| COMCAST CORP CL A 20030N-10-1 CMCS A | 400,000 | 16.86 | 6,744.00 | 6,768.52 | (24.52) | 151.20 | 2.24% |
| CONOCOPHILLIPS 20825C-10-4 COP | 300,000 | 51.07 | 15,321.00 | 14,278.14 | 1,042.86 | 600.00 | 3.92% |
| CORNING INC 219350-10-5 GLW | 800,000 | 19.31 | 15,448.00 | 11,582.50 | 3,865.50 | 160.00 | 1.04% |
| CVS/CAREMARK CORPORATION 126650-10-0 CVS | 700,000 | 32.21 | 22,547.00 | 11,537.66 | 11,009.34 | 213.50 | 0.95% |
| DEERE & CO 244199-10-5 DE | 300,000 | 54.09 | 16,227.00 | 10,972.80 | 5,254.20 | 336.00 84.00 | 2.07% |
| DEVON ENERGY CORP 25179M-10-3 DVN | 225,000 | 73.50 | 16,537.50 | 10,497.65 | 6,039.85 | 144.00 | 0.87% |
| DOW CHEMICAL CO 260543-10-3 DOW | 600,000 | 27.63 | 16,578.00 | 7,617.33 | 8,960.67 | 360.00 90.00 | 2.17% |
| EDISON INTERNATIONAL 281020-10-7 EIX | 500,000 | 34.78 | 17,390.00 | 17,891.44 | (501.44) | 630.00 157.50 | 3.62% |
| EMERSON ELECTRIC CO 291011-10-4 EMR | 200,000 | 42.60 | 8,520.00 | 7,002.37 | 1,517.63 | 268.00 | 3.15% |

FRANK E CLARK CHARITABLE TRUST ACCT. P60292003
For the Period 12/1/09 to 12/31/09

| | Quantity | Price | Market Value | Tax Cost | Unrealized Gain/Loss | Estimated Annual Income Accrued Dividends | Yield |
|---|----------|--------|--------------|-----------|----------------------|--|-------|
| US Large Cap | | | | | | | |
| EOG RESOURCES INC 26875P-10-1 EOG | 100,000 | 97.30 | 9,730.00 | 6,767.81 | 2,962.19 | 58.00 | 0.60% |
| EXXON MOBIL CORP 30231G-10-2 XOM | 410,000 | 68.19 | 27,957.90 | 24,205.68 | 3,752.22 | 688.80 | 2.46% |
| FREEMONT-MCMORAN COPPER & GOLD INC CL B 35671D-85-7 FCX | 300,000 | 80.29 | 24,087.00 | 17,094.66 | 6,992.34 | 180.00 | 0.75% |
| GENERAL MILLS INC 370334-10-4 GIS | 100,000 | 70.81 | 7,081.00 | 6,042.60 | 1,038.40 | 196.00 | 2.77% |
| GILEAD SCIENCES INC 375558-10-3 GILD | 300,000 | 43.27 | 12,981.00 | 14,072.52 | (1,091.52) | | |
| GOLDMAN SACHS GROUP INC 38141G-10-4 GS | 150,000 | 168.84 | 25,326.00 | 13,885.98 | 11,440.02 | 210.00 | 0.83% |
| GOOGLE INC CL A 38259P-50-8 GOOG | 60,000 | 619.98 | 37,198.80 | 22,163.99 | 15,034.81 | | |
| HEWLETT-PACKARD CO 428236-10-3 HPQ | 900,000 | 51.51 | 46,359.00 | 19,391.47 | 26,967.53 | 288.00 104.00 | 0.62% |
| HONEYWELL INTERNATIONAL INC 438516-10-6 HON | 100,000 | 39.20 | 3,920.00 | 4,117.00 | (197.00) | 121.00 | 3.09% |
| INTERNATIONAL GAME TECHNOLOGY 459902-10-2 IGT | 100,000 | 18.77 | 1,877.00 | 1,547.23 | 329.77 | 24.00 6.00 | 1.28% |
| INTERNATIONAL BUSINESS MACHINES CORP 459200-10-1 IBM | 145,000 | 130.90 | 18,980.50 | 11,346.17 | 7,634.33 | 319.00 | 1.68% |

FRANK E CLARK CHARITABLE TRUST ACCT P60292003
For the Period 12/1/09 to 12/31/09

| | Quantity | Price | Market Value | Tax Cost | Unrealized Gain/Loss | Estimated Annual Income Accrued Dividends | Yield |
|--|------------|--------|--------------|------------|----------------------|--|-------|
| US Large Cap | | | | | | | |
| ISHARES RUSSELL 1000 GROWTH INDEX FUND 464287-61-4 IWF | 2,950,000 | 49.85 | 147,057.50 | 155,778.00 | (8,720.50) | 2,342.30 | 1.59% |
| JOHNSON CONTROLS INC 478366-10-7 JCI | 600,000 | 27.24 | 16,344.00 | 12,080.48 | 4,263.52 | 312.00 117.00 | 1.91% |
| JPMORGAN US LARGE CAP CORE PLUS FUND SELECT FUND 1002 4812A2-38-9 JLPS X | 13,123,360 | 18.18 | 238,582.68 | 250,000.00 | (11,417.32) | 4,409.44 | 1.85% |
| JUNIPER NETWORKS INC 48203R-10-4 JNPR | 400,000 | 26.67 | 10,668.00 | 6,418.94 | 4,249.06 | | |
| MASTERCARD INC - CLASS A 57636Q-10-4 MA | 35,000 | 255.98 | 8,959.30 | 6,330.83 | 2,628.47 | 21.00 | 0.23% |
| MERCK & CO INC 58933Y-10-5 MRK | 900,000 | 36.54 | 32,886.00 | 28,698.35 | 4,187.65 | 1,368.00 456.00 | 4.16% |
| METLIFE INC 59156R-10-8 MET | 200,000 | 35.35 | 7,070.00 | 5,440.96 | 1,629.04 | 148.00 | 2.09% |
| MICROSOFT CORP 594918-10-4 MSFT | 1,900,000 | 30.48 | 57,912.00 | 43,122.50 | 14,789.50 | 988.00 | 1.71% |
| MONSANTO CO 61166W-10-1 MON | 100,000 | 81.75 | 8,175.00 | 8,822.98 | (647.98) | 106.00 | 1.30% |
| MORGAN STANLEY 617446-44-8 MS | 500,000 | 29.60 | 14,800.00 | 11,999.61 | 2,800.39 | 100.00 | 0.68% |
| NATIONAL SEMICONDUCTOR CORP 637640-10-3 NSM | 300,000 | 15.36 | 4,608.00 | 3,545.46 | 1,062.54 | 96.00 24.00 | 2.08% |

FRANK E CLARK CHARITABLE TRUST ACCT. P60292003
For the Period 12/1/09 to 12/31/09

| | Quantity | Price | Market Value | Tax Cost | Unrealized Gain/Loss | Estimated Annual Income Accrued Dividends | Yield |
|---|-----------|-------|--------------|-----------|----------------------|--|-------|
| US Large Cap | | | | | | | |
| NETAPP INC 64110D-10-4 NTAP | 200 000 | 34.36 | 6,872.00 | 3,106.14 | 3,765.86 | | |
| NIKE INC B 654106-10-3 NIKE | 100 000 | 66.07 | 6,607.00 | 6,178.00 | 429.00 | 108.00 54.00 | 1.63% |
| NORFOLK SOUTHERN CORP 655844-10-8 NSC | 700 000 | 52.42 | 36,694.00 | 27,997.11 | 8,696.89 | 952.00 | 2.59% |
| OCCIDENTAL PETROLEUM CORP 674599-10-5 OXY | 300 000 | 81.35 | 24,405.00 | 17,103.44 | 7,301.56 | 396.00 132.00 | 1.62% |
| ORACLE CORP 68389X-10-5 ORCL | 500 000 | 24.53 | 12,265.00 | 10,461.75 | 1,803.25 | 100.00 | 0.82% |
| PACCAR INC 693718-10-8 PCAR | 300 000 | 36.27 | 10,881.00 | 8,836.90 | 2,044.10 | 108.00 | 0.99% |
| PARKER-HANNIFIN CORP 701094-10-4 PH | 125 000 | 53.88 | 6,735.00 | 4,977.33 | 1,757.67 | 125.00 | 1.86% |
| PAYCHEX INC 704326-10-7 PAYX | 200 000 | 30.64 | 6,128.00 | 5,160.59 | 967.41 | 248.00 | 4.05% |
| PEPSICO INC 713448-10-8 PEP | 275.000 | 60.80 | 16,720.00 | 16,545.57 | 174.43 | 495.00 168.75 | 2.96% |
| PFIZER INC 717081-10-3 PFE | 1,600 000 | 18.19 | 29,104.00 | 22,072.90 | 7,031.10 | 1,152.00 | 3.96% |
| PHILIP MORRIS INTERNATIONAL 718172-10-9 PM | 400 000 | 48.19 | 19,276.00 | 8,740.04 | 10,535.96 | 928.00 232.00 | 4.81% |
| PRAXAIR INC 74005P-10-4 PX | 150.000 | 80.31 | 12,046.50 | 3,770.62 | 8,275.88 | 240.00 | 1.99% |

FRANK E CLARK CHARITABLE TRUST ACCT P60292003
For the Period 12/1/09 to 12/31/09

| | Quantity | Price | Market Value | Tax Cost | Unrealized Gain/Loss | Estimated Annual Income Accrued Dividends | Yield |
|---|-----------|-------|--------------|-----------|----------------------|--|-------|
| US Large Cap | | | | | | | |
| PROCTER & GAMBLE CO 742718-10-9 PG | 600,000 | 60.63 | 36,378.00 | 33,108.75 | 3,269.25 | 1,056.00 | 2.90% |
| PRUDENTIAL FINANCIAL INC 744320-10-2 PRU | 300,000 | 49.76 | 14,928.00 | 11,311.49 | 3,616.51 | 210.00 | 1.41% |
| QUALCOMM INC 747525-10-3 QCOM | 500,000 | 46.26 | 23,130.00 | 17,487.26 | 5,642.74 | 340.00 | 1.47% |
| SCHLUMBERGER LTD 806857-10-8 SLB | 200,000 | 65.09 | 13,018.00 | 7,923.08 | 5,094.92 | 168.00 63.00 | 1.29% |
| SOUTHERN CO 842587-10-7 SO | 300,000 | 33.32 | 9,996.00 | 8,883.35 | 1,112.65 | 525.00 | 5.25% |
| SOUTHWESTERN ENERGY CO 845467-10-9 SWN | 100,000 | 48.20 | 4,820.00 | 4,279.88 | 540.12 | | |
| SPRINT NEXTEL CORP 852061-10-0 S | 1,400,000 | 3.66 | 5,124.00 | 5,717.74 | (593.74) | | |
| STAPLES INC 855030-10-2 SPLS | 600,000 | 24.59 | 14,754.00 | 12,211.22 | 2,542.78 | 198.00 49.50 | 1.34% |
| STARWOOD HOTELS & RESORTS 85590A-40-1 HOT | 300,000 | 36.57 | 10,971.00 | 6,331.83 | 4,639.17 | 60.00 60.00 | 0.55% |
| SYSCO CORP 871829-10-7 SY | 300,000 | 27.94 | 8,382.00 | 9,501.28 | (1,119.28) | 300.00 75.00 | 3.58% |
| TD AMERITRADE HOLDING CORPORATION 87236Y-10-8 AMTD | 200,000 | 19.38 | 3,876.00 | 3,132.40 | 743.60 | | |
| TIME WARNER INC NEW 887317-30-3 TWX | 700,000 | 29.14 | 20,398.00 | 15,444.10 | 4,953.90 | 525.00 | 2.57% |

FRANK E CLARK CHARITABLE TRUST ACCT. P60292003
For the Period 12/1/09 to 12/31/09

| | Quantity | Price | Market Value | Tax Cost | Unrealized Gain/Loss | Estimated Annual Income Accrued Dividends | Yield |
|--|----------|-------|-----------------------|-----------------------|----------------------|--|--------------|
| US Large Cap | | | | | | | |
| UNITED TECHNOLOGIES CORP 913017-10-9 UTX | 350,000 | 69.41 | 24,293.50 | 18,890.13 | 5,403.37 | 539.00 | 2.22% |
| URBAN OUTFITTERS INC 917047-10-2 URBN | 200,000 | 34.99 | 6,998.00 | 2,887.72 | 4,110.28 | | |
| US BANCORP DEL 902973-30-4 USB | 700,000 | 22.51 | 15,757.00 | 18,840.16 | (3,083.16) | 140.00 35.00 | 0.89% |
| V F CORP 918204-10-8 VFC | 75,000 | 73.24 | 5,493.00 | 4,269.20 | 1,223.80 | 180.00 | 3.28% |
| VERIZON COMMUNICATIONS INC 92343V-10-4 VZ | 700,000 | 33.13 | 23,191.00 | 19,633.87 | 3,557.13 | 1,330.00 | 5.73% |
| WAL MART STORES INC 931142-10-3 WMT | 350,000 | 53.45 | 18,707.50 | 14,305.37 | 4,402.13 | 381.50 136.25 | 2.04% |
| WALT DISNEY CO 254687-10-6 DIS | 900,000 | 32.25 | 29,025.00 | 21,234.96 | 7,790.04 | 315.00 490.00 | 1.09% |
| WELLPOINT INC 94973V-10-7 WLP | 100,000 | 58.29 | 5,829.00 | 5,249.92 | 579.08 | | |
| WELLS FARGO & CO 949746-10-1 WFC | 900,000 | 26.99 | 24,291.00 | 20,095.97 | 4,195.03 | 180.00 | 0.74% |
| XILINX CORP 983919-10-1 XLNX | 400,000 | 25.06 | 10,024.00 | 8,340.11 | 1,683.89 | 256.00 | 2.55% |
| YUM BRANDS INC 988498-10-1 YUM | 300,000 | 34.97 | 10,491.00 | 10,288.06 | 202.94 | 252.00 | 2.40% |
| Total US Large Cap | | | \$1,870,697.67 | \$1,620,591.23 | \$250,106.44 | \$32,845.04 \$2,828.00 | 1.76% |

FRANK E CLARK CHARITABLE TRUST ACCT P60292003
For the Period 12/1/09 to 12/31/09

| | Quantity | Price | Market Value | Tax Cost | Unrealized Gain/Loss | Estimated Annual Income Accrued Dividends | Yield |
|--|------------|-------|-------------------|-------------------|----------------------|--|--------------|
| US Mid Cap/Small Cap | | | | | | | |
| KB HOME 48666K-10-9 KBH | 200 000 | 13 68 | 2,736 00 | 3,257 88 | (521 88) | 50 00 | 1 83% |
| SILVER LEAF MINING CO LTD N/O Client 828990-B1-8 | 1,000 000 | | | | N/A | | |
| Total US Mid Cap/Small Cap | | | \$2,736.00 | \$3,257.88 | (\$521.88) | \$50.00 | 1.83% |
| Non US Equity | | | | | | | |
| ACE LTD NEW H0023R-10-5 ACE | 100 000 | 50.40 | 5,040.00 | 4,219 80 | 820 20 | 124 00 | 2 46% |
| COOPER INDUSTRIES PLC CL - A G24140-10-8 CBE | 200 000 | 42 64 | 8,528 00 | 6,540 34 | 1,987 66 | 200 00 75 00 | 2 35% |
| COVIDIEN PLC G2554F-10-5 COV | 300 000 | 47 89 | 14,367.00 | 10,927 99 | 3,439 01 | 216.00 | 1 50% |
| ISHARES MSCI EAFE INDEX FUND 464287-46-5 EFA | 2,500.000 | 55.28 | 138,200 00 | 94,613.25 | 43,586.75 | 3,602 50 | 2 61% |
| JPMORGAN INTERNATIONAL VALUE FUND SELECT SHARE CLASS FUND 1296 4812A0-56-5 JIES X | 10,649.627 | 12.68 | 135,037 27 | 200,000 00 | (64,962 73) | 5 058 57 | 3 75% |
| RIVERSOURCE INTL SER INC THRDNL ASPA R5 768915-73-8 TAPR X | 13,614.347 | 12 32 | 167,728.76 | 159,424 00 | 8,304 76 | 272.28 | 0 16% |

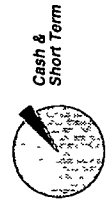
FRANK E CLARK CHARITABLE TRUST ACCT. P60292003
For the Period 12/1/09 to 12/31/09

| | Quantity | Price | Market Value | Tax Cost | Unrealized Gain/Loss | Estimated Annual Income | Yield |
|-----------------------------------|----------|-------|---------------------|---------------------|----------------------|-------------------------|--------------|
| | | | | | | Accrued Dividends | |
| Non US Equity | | | | | | | |
| TRANSOCEAN INC H8817H-10-0 FIG | 100,000 | 82.80 | 8,280.00 | 8,426.31 | (146.31) | | |
| Total Non US Equity | | | \$477,181.03 | \$484,151.69 | (\$6,970.66) | \$9,473.35 | 1.99% |
| | | | | | | \$75.00 | |

Cash & Short Term Summary

| Asset Categories | Beginning Market Value | Ending Market Value | Change In Value | Current Allocation |
|------------------|------------------------|---------------------|-----------------|--------------------|
| Cash | 217,128.12 | 161,287.73 | (55,840.39) | 3% |

Asset Categories



| Market Value/Cost | Current Period Value |
|-------------------------|----------------------|
| Market Value | 161,287.73 |
| Tax Cost | 161,287.73 |
| Estimated Annual Income | 193.54 |
| Accrued Interest | 27.19 |
| Yield | 0.12% |

J.P.Morgan

FRANK E CLARK CHARITABLE TRUST ACCT. P60292003
For the Period 12/1/09 to 12/31/09

Note ¹ This is the Annual Percentage Yield (APY) which is the rate earned if balances remain on deposit for a full year with compounding, there is no change in the interest rate and all interest is left in the account

Cash & Short Term Detail

| | Quantity | Price | Market Value | Tax Cost Adjusted Original | Unrealized Gain/Loss | Estimated Annual Income Accrued Interest | Yield |
|---------------------|------------|-------|--------------|----------------------------------|-------------------------|--|--------------------|
| Cash | | | | | | | |
| US DOLLAR PRINCIPAL | 161,287.73 | 1 00 | 161,287.73 | 161,287.73 | | 193.54 27.19 | 0.12% ¹ |

J.P.Morgan

FRANK E CLARK CHARITABLE TRUST ACCT. P60292003
For the Period 12/1/09 to 12/31/09

Fixed Income Summary

| Asset Categories | Beginning Market Value | Ending Market Value | Change In Value | Current Allocation |
|---------------------------|------------------------|---------------------|-----------------|--------------------|
| US Fixed Income - Taxable | 2,081,535 40 | 2,472,435 00 | 390,899 60 | 47% |

Asset Categories



Market Value/Cost

| | Current Period Value |
|-------------------------|----------------------|
| Market Value | 2,472,435 00 |
| Tax Cost | 2,430,798 62 |
| Unrealized Gain/Loss | 41,636 38 |
| Estimated Annual Income | 130,920 37 |
| Accrued Interest | 9,402 29 |
| Yield | 5.30 % |

Fixed Income Summary CONTINUED

SUMMARY BY MATURITY

| Fixed Income | Market Value | % of Bond Portfolio |
|--------------------------------|--------------|---------------------|
| Less than 5 years ¹ | 2,472,435.00 | 100% |

SUMMARY BY TYPE

| Fixed Income | Market Value | % of Bond Portfolio |
|--------------|--------------|---------------------|
| Mutual Funds | 2,472,435.00 | 100% |

¹The years indicate the number of years until the bond is scheduled to mature based on the statement end date. Some bonds may be called, or paid in full, before their stated maturity.

Fixed Income Detail

| | Quantity | Price | Market Value | Tax Cost Adjusted Original | Unrealized Gain/Loss | Estimated Annual Income Accrued Interest | Yield |
|---|-------------|--------|--------------|----------------------------------|-------------------------|--|-------|
| US Fixed Income - Taxable | | | | | | | |
| ISHARES BARCLAYS TIPS BOND FUND 464287-17-6 | 2,642,000 | 103.90 | 274,503.80 | 276,454.92 | (1,951.12) | 10,678.96 | 3.89% |
| EATON VANCE MUT FDS TR FLT RT CL I 277911-49-1 | 19,410,070 | 8.54 | 165,762.00 | 165,762.00 | | 7,026.44 | 4.24% |
| JPMORGAN INTERNATIONAL CURRENCY INCOME FUND 30-Day Annualized Yield: 1.20% 4812A3-29-6 | 10,128,558 | 10.75 | 108,882.00 | 110,300.00 | (1,418.00) | 60.77 52.57 | 0.06% |
| JPMORGAN STRATEGIC INCOME OPPORTUNITIES FUND 3844 30-Day Annualized Yield: 2.76% 4812A4-35-1 | 9,127,472 | 11.59 | 105,787.40 | 98,746.00 | 7,041.40 | 3,787.90 328.59 | 3.58% |
| JPMORGAN TOTAL RETURN FUND SELECT FUND 3218 30-Day Annualized Yield: 4.59% 4812A4-43-5 | 139,645,739 | 10.28 | 1,435,558.20 | 1,409,025.50 | 26,532.70 | 86,021.77 6,842.64 | 5.99% |
| JPMORGAN HIGH YIELD BOND FUND SELECT CLASS FUND 3580 30-Day Annualized Yield: 7.59% 4812C0-80-3 | 28,169,811 | 7.74 | 218,034.34 | 209,020.00 | 9,014.34 | 18,676.58 1,831.04 | 8.57% |


FRANK E CLARK CHARITABLE TRUST ACCT P60292003
 For the Period 12/1/09 to 12/31/09

| | Quantity | Price | Market Value | Tax Cost Adjusted Original | Unrealized Gain/Loss | Estimated Annual Income | Yield |
|--|------------|-------|-----------------------|----------------------------|----------------------|--|--------------|
| US Fixed Income - Taxable | | | | | | | |
| JPMORGAN SHORT DURATION BOND FUND SELECT CLASS FUND 3133 | 15,106,660 | 10.85 | 163,907.26 | 161,490.20 | 2,417.06 | 4,667.95 347.45 | 2.85% |
| 30-Day Annualized Yield: 2.04% | | | | | | | |
| 4812C1-33-0 | | | | | | | |
| Total US Fixed Income - Taxable | | | \$2,472,435.00 | \$2,430,798.62 | \$41,636.38 | \$130,920.37 \$9,402.29 | 5.30% |

J.P.Morgan

FRANK E CLARK CHARITABLE TRUST ACCT P60292003
For the Period 12/1/09 to 12/31/09

Other Assets Summary

| Asset Categories | Beginning Estimated Value | Ending Estimated Value | Change In Value | Current Allocation | Asset Categories |
|------------------------|---------------------------|------------------------|--------------------|--------------------|---|
| Structured Investments | 244,936.14 | 340,625.45 | 95,689.31 | 6% |  |
| Other | 0.00 | 0.00 | 0.00 | | |
| Total Value | \$244,936.14 | \$340,625.45 | \$95,689.31 | 6% | |

Other Assets Detail

| | Quantity | Price | Estimated Value | Cost | Estimated Gain/Loss |
|---|------------|--------|-----------------|-----------|---------------------|
| Structured Investments | | | | | |
| BARCLAYS BREN GSCI OIL 8/05/10 GSCITM CRUDE OIL EXCESS RETURN INDEX, 15% BUFFER, 1.66X LEVERAGE, 58 10% MAX RET, DD 02/05/09 06738Q-F3-7 | 45,000,000 | 133.60 | 60,120.00 | 44,325.00 | 15,795.00 |
| CS 12M ASIA BREN 01/14/11 (10%BUFF -2XLEV-9 97%CAP-19.94%MPYMIT) INITIAL LEVEL-ASIA-12/18/09 100.00 22546E-OU-1 A+ /AA1 | 55,000,000 | 102.82 | 56,551.00 | 54,450.00 | 2,101.00 |

| | Quantity | Price | Estimated Value | Cost | Estimated Gain/Loss |
|---|-------------|--------|---------------------|---------------------|---------------------|
| Structured Investments | | | | | |
| GS EAFE BREN | 55,000,000 | 103.56 | 56,960.20 | 54,450.00 | 2,510.20 |
| 01/14/11 (10%BUFFER- 2XLEV-8 24%CAP-16.48%MAXPYMT) INITIAL LEVEL-12/18/09 SX5E.2891.66 UKX 5217 61 TPX 896 28 38143U-FV-8 | | | | | |
| GS 9M SPX NOTE | 109,000,000 | 102.53 | 111,752.25 | 108,182.50 | 3,569.75 |
| 08/19/2010 (85% CONTIN BARRIER- 6 6% PMT -AUTO 7% CAP) INITIAL LEVEL-SPX 11/13/09 1,093.48 38143U-FL-0 | | | | | |
| HSBC 12M SPX BREN | 55,000,000 | 100.44 | 55,242.00 | 54,450.00 | 792.00 |
| 01/14/11 (10%BUFF -2XLEV-7 55%CAP-15 1%MAXPYMT) INITIAL LEVEL-SPX-12/18/09 1102.47 4042K0-H9-9 | | | | | |
| Total Structured Investments | | | \$340,625.45 | \$315,857.50 | \$24,767.95 |
| Other | | | | | |
| S/E/C - TWO KEYS TO THE FRANK E | 1 000 | | | | N/A |
| CLARK MAUSOLEUM IN GREEN-WOOD CEMETARY DEPOSITED IN SECURITY VAULT Bearer 999443-96-3 | | | | | |