



See a Social Security Number? Say Something!
Report Privacy Problems to <https://public.resource.org/privacy>
Or call the IRS Identity Theft Hotline at 1-800-908-4490



Form **990-PF**

Department of the Treasury
Internal Revenue Service

Return of Private Foundation
or Section 4947(a)(1) Nonexempt Charitable Trust
Treated as a Private Foundation

Note. The foundation may be able to use a copy of this return to satisfy state reporting requirements

OMB No 1545-0052
2009

For calendar year 2009, or tax year beginning 01-01-2009 , and ending 12-31-2009

G

Check all that apply

☐ Initial return

☐ Initial return of a former public charity

☐ Final return

☐ Amended return

☐ Address change

☐ Name change

Use the IRS label. Otherwise, print or type. See Specific Instructions.	Name of foundation THE PIERRE & TANA MATISSE FOUNDATION INC		A Employer identification number 13-3838457	
	Number and street (or P O box number if mail is not delivered to street address) Room/suite 1 EAST 53RD STREET		B Telephone number (see page 10 of the instructions) (212) 355-6269	
	City or town, state, and ZIP code NEW YORK, NY 100224200		C If exemption application is pending, check here <input type="checkbox"/> D 1. Foreign organizations, check here <input type="checkbox"/> 2. Foreign organizations meeting the 85% test, check here and attach computation <input type="checkbox"/>	
H Check type of organization <input checked="" type="checkbox"/> Section 501(c)(3) exempt private foundation <input type="checkbox"/> Section 4947(a)(1) nonexempt charitable trust <input type="checkbox"/> Other taxable private foundation			E If private foundation status was terminated under section 507(b)(1)(A), check here <input type="checkbox"/> F If the foundation is in a 60-month termination under section 507(b)(1)(B), check here <input type="checkbox"/>	
I Fair market value of all assets at end of year (from Part II, col. (c), line 16) \$ 165,315,611		J Accounting method <input checked="" type="checkbox"/> Cash <input type="checkbox"/> Accrual <input type="checkbox"/> Other (specify) _____ (Part I, column (d) must be on cash basis.)		

Part I Analysis of Revenue and Expenses (The total of amounts in columns (b), (c), and (d) may not necessarily equal the amounts in column (a) (see page 11 of the instructions))		(a) Revenue and expenses per books	(b) Net investment income	(c) Adjusted net income	(d) Disbursements for charitable purposes (cash basis only)
Revenue	1 Contributions, gifts, grants, etc , received (attach schedule)	303,333			
	2 Check <input type="checkbox"/> if the foundation is not required to attach Sch B				
	3 Interest on savings and temporary cash investments	6,092	6,092		
	4 Dividends and interest from securities.	975,235	975,235		
	5a Gross rents				
	b Net rental income or (loss) _____				
	6a Net gain or (loss) from sale of assets not on line 10	-1,212,432			
	b Gross sales price for all assets on line 6a 13,847,709				
	7 Capital gain net income (from Part IV , line 2)		0		
	8 Net short-term capital gain				
	9 Income modifications				
	10a Gross sales less returns and allowances				
	b Less Cost of goods sold				
Operating and Administrative Expenses	c Gross profit or (loss) (attach schedule)				
	11 Other income (attach schedule)				
	12 Total. Add lines 1 through 11	72,228	981,327		
	13 Compensation of officers, directors, trustees, etc	338,751	16,938		321,813
	14 Other employee salaries and wages	190,996	0		190,996
	15 Pension plans, employee benefits	77,418	0		77,418
	16a Legal fees (attach schedule).	86,817	0		86,817
	b Accounting fees (attach schedule).	21,185	16,948		4,237
	c Other professional fees (attach schedule)	244,760	165,760		79,000
	17 Interest				
	18 Taxes (attach schedule) (see page 14 of the instructions)	73,987	23,977		40,010
	19 Depreciation (attach schedule) and depletion	8,039	0		
	20 Occupancy	78,059	780		77,279
	21 Travel, conferences, and meetings	20,935	0		20,935
	22 Printing and publications				
	23 Other expenses (attach schedule).	348,881	125,827		223,054
	24 Total operating and administrative expenses. Add lines 13 through 23	1,489,828	350,230		1,121,559
	25 Contributions, gifts, grants paid	1,238,851			1,238,851
	26 Total expenses and disbursements. Add lines 24 and 25	2,728,679	350,230		2,360,410
	27 Subtract line 26 from line 12				
a Excess of revenue over expenses and disbursements		-2,656,451			
b Net investment income (if negative, enter -0-)			631,097		
c Adjusted net income (if negative, enter -0-)					

Part II Balance Sheets		Attached schedules and amounts in the description column should be for end-of-year amounts only (See instructions)	Beginning of year	End of year	
			(a) Book Value	(b) Book Value	(c) Fair Market Value
Assets	1	Cash—non-interest-bearing			
	2	Savings and temporary cash investments	5,755,713	2,742,772	2,742,772
	3	Accounts receivable ▶ _____ Less allowance for doubtful accounts ▶ _____			
	4	Pledges receivable ▶ _____ Less allowance for doubtful accounts ▶ _____			
	5	Grants receivable			
	6	Receivables due from officers, directors, trustees, and other disqualified persons (attach schedule) (see page 15 of the instructions)			
	7	Other notes and loans receivable (attach schedule) ▶ _____ Less allowance for doubtful accounts ▶ _____			
	8	Inventories for sale or use			
	9	Prepaid expenses and deferred charges			
	10a	Investments—U S and state government obligations (attach schedule)			
	b	Investments—corporate stock (attach schedule)	15,685,615	17,872,069	20,307,368
	c	Investments—corporate bonds (attach schedule).	2,531,101	5,178,456	5,189,114
	11	Investments—land, buildings, and equipment basis ▶ _____ Less accumulated depreciation (attach schedule) ▶ _____			
	12	Investments—mortgage loans			
	13	Investments—other (attach schedule)	28,391,954	30,388,159	30,829,783
	14	Land, buildings, and equipment basis ▶ 202,182 Less accumulated depreciation (attach schedule) ▶ 16,706	41,757	185,476	185,476
15	Other assets (describe ▶ _____)	109,880,783	106,061,098	106,061,098	
16	Total assets (to be completed by all filers—see the instructions Also, see page 1, item I)	162,286,923	162,428,030	165,315,611	
Liabilities	17	Accounts payable and accrued expenses			
	18	Grants payable			
	19	Deferred revenue			
	20	Loans from officers, directors, trustees, and other disqualified persons			
	21	Mortgages and other notes payable (attach schedule)			
	22	Other liabilities (describe ▶ _____)	0	3,043	
23	Total liabilities (add lines 17 through 22)	0	3,043		
Net Assets or Fund Balances	Foundations that follow SFAS 117, check here ▶ <input checked="" type="checkbox"/> and complete lines 24 through 26 and lines 30 and 31.				
	24	Unrestricted	162,286,923	162,424,987	
	25	Temporarily restricted			
	26	Permanently restricted			
	Foundations that do not follow SFAS 117, check here ▶ <input type="checkbox"/> and complete lines 27 through 31.				
	27	Capital stock, trust principal, or current funds			
	28	Paid-in or capital surplus, or land, bldg , and equipment fund			
	29	Retained earnings, accumulated income, endowment, or other funds			
	30	Total net assets or fund balances (see page 17 of the instructions)	162,286,923	162,424,987	
	31	Total liabilities and net assets/fund balances (see page 17 of the instructions)	162,286,923	162,428,030	

Part III Analysis of Changes in Net Assets or Fund Balances			
1	Total net assets or fund balances at beginning of year—Part II, column (a), line 30 (must agree with end-of-year figure reported on prior year’s return)	1	162,286,923
2	Enter amount from Part I, line 27a	2	-2,656,451
3	Other increases not included in line 2 (itemize) ▶ _____	3	2,794,515
4	Add lines 1, 2, and 3	4	162,424,987
5	Decreases not included in line 2 (itemize) ▶ _____	5	0
6	Total net assets or fund balances at end of year (line 4 minus line 5)—Part II, column (b), line 30	6	162,424,987

Part IV Capital Gains and Losses for Tax on Investment Income

(a) List and describe the kind(s) of property sold (e g , real estate, 2-story brick warehouse, or common stock, 200 shs MLC Co)		(b) How acquired P—Purchase D—Donation	(c) Date acquired (mo , day, yr)	(d) Date sold (mo , day, yr)
1a	See Additional Data Table			
b				
c				
d				
e				

(e) Gross sales price	(f) Depreciation allowed (or allowable)	(g) Cost or other basis plus expense of sale	(h) Gain or (loss) (e) plus (f) minus (g)
a	See Additional Data Table		
b			
c			
d			
e			

Complete only for assets showing gain in column (h) and owned by the foundation on 12/31/69			(I) Gains (Col (h) gain minus col (k), but not less than -0-) or Losses (from col (h))
(i) F M V as of 12/31/69	(j) Adjusted basis as of 12/31/69	(k) Excess of col (i) over col (j), if any	
a	See Additional Data Table		
b			
c			
d			
e			

2	Capital gain net income or (net capital loss)	{ If gain, also enter in Part I, line 7 If (loss), enter -0- in Part I, line 7 }	2	-1,212,432
3	Net short-term capital gain or (loss) as defined in sections 1222(5) and (6) If gain, also enter in Part I, line 8, column (c) (see pages 13 and 17 of the instructions) If (loss), enter -0- in Part I, line 8		3	

Part V Qualification Under Section 4940(e) for Reduced Tax on Net Investment Income

(For optional use by domestic private foundations subject to the section 4940(a) tax on net investment income)

If section 4940(d)(2) applies, leave this part blank

Was the foundation liable for the section 4942 tax on the distributable amount of any year in the base period? ☐ Yes ☒ No
If "Yes," the foundation does not qualify under section 4940(e) Do not complete this part

1 Enter the appropriate amount in each column for each year, see page 18 of the instructions before making any entries			
(a) Base period years Calendar year (or tax year beginning in)	(b) Adjusted qualifying distributions	(c) Net value of noncharitable-use assets	(d) Distribution ratio (col (b) divided by col (c))
2008	6,666,980	47,908,069	0 139162
2007	1,516,533	45,649,085	0 033222
2006	1,234,208	43,261,821	0 028529
2005	1,117,621	23,072,806	0 048439
2004	899,653	20,691,627	0 043479

2	Total of line 1, column (d).	2	0 292831
3	Average distribution ratio for the 5-year base period—divide the total on line 2 by 5, or by the number of years the foundation has been in existence if less than 5 years	3	0 058566
4	Enter the net value of noncharitable-use assets for 2009 from Part X, line 5.	4	49,221,027
5	Multiply line 4 by line 3.	5	2,882,679
6	Enter 1% of net investment income (1% of Part I, line 27b).	6	6,311
7	Add lines 5 and 6.	7	2,888,990
8	Enter qualifying distributions from Part XII, line 4.	8	2,360,410

If line 8 is equal to or greater than line 7, check the box in Part VI, line 1b, and complete that part using a 1% tax rate See the Part VI instructions on page 18

Part VIExcise Tax Based on Investment Income (Section 4940(a), 4940(b), 4940(e), or 4948—see page 18 of the instructions)









1aExempt operating foundations described in section 4940(d)(2), check here <input type="checkbox"/> and enter "N/A" on line 1 Date of ruling or determination letter _____ (attach copy of letter if necessary—see instructions)				
bDomestic foundations that meet the section 4940(e) requirements in Part V, check here <input type="checkbox"/> and enter 1% of Part I, line 27b			1	12,622
cAll other domestic foundations enter 2% of line 27b Exempt foreign organizations enter 4% of Part I, line 12, col (b)				
2Tax under section 511 (domestic section 4947(a)(1) trusts and taxable foundations only Others enter -0-)			2	0
3Add lines 1 and 2.			3	12,622
4Subtitle A (income) tax (domestic section 4947(a)(1) trusts and taxable foundations only Others enter -0-)			4	0
5Tax based on investment income. Subtract line 4 from line 3 If zero or less, enter -0-			5	12,622
6Credits/Payments				
a	2009 estimated tax payments and 2008 overpayment credited to 2009	6a16,193		
b	Exempt foreign organizations—tax withheld at source	6b		
c	Tax paid with application for extension of time to file (Form 8868)	6c7,500		
d	Backup withholding erroneously withheld	6d		
7Total credits and payments Add lines 6a through 6d.			7	23,693
8Enter any penalty for underpayment of estimated tax Check here <input type="checkbox"/> if Form 2220 is attached			8	
9Tax due. If the total of lines 5 and 8 is more than line 7, enter amount owed			9	
10Overpayment. If line 7 is more than the total of lines 5 and 8, enter the amount overpaid.			10	11,071
11Enter the amount of line 10 to be Credited to 2010 estimated tax 11,071 Refunded			11	0

Part VII-AStatements Regarding Activities

1a	During the tax year, did the foundation attempt to influence any national, state, or local legislation or did it participate or intervene in any political campaign?		Yes	No
		1a		No
b	Did it spend more than \$100 during the year (either directly or indirectly) for political purposes (see page 19 of the instructions for definition)? If the answer is "Yes" to 1a or 1b, attach a detailed description of the activities and copies of any materials published or distributed by the foundation in connection with the activities.	1b		No
c	Did the foundation file Form 1120-POL for this year?.	1c		No
d	Enter the amount (if any) of tax on political expenditures (section 4955) imposed during the year (1) On the foundation \$ 0 (2) On foundation managers \$ 0			
e	Enter the reimbursement (if any) paid by the foundation during the year for political expenditure tax imposed on foundation managers \$ 0			
2	Has the foundation engaged in any activities that have not previously been reported to the IRS? If "Yes," attach a detailed description of the activities.	2		No
3	Has the foundation made any changes, not previously reported to the IRS, in its governing instrument, articles of incorporation, or bylaws, or other similar instruments? If "Yes," attach a conformed copy of the changes	3		No
4a	Did the foundation have unrelated business gross income of \$1,000 or more during the year?.	4a		No
b	If "Yes," has it filed a tax return on Form 990-T for this year?.	4b		
5	Was there a liquidation, termination, dissolution, or substantial contraction during the year? If "Yes," attach the statement required by General Instruction T.	5		No
6	Are the requirements of section 508(e) (relating to sections 4941 through 4945) satisfied either • By language in the governing instrument, or • By state legislation that effectively amends the governing instrument so that no mandatory directions that conflict with the state law remain in the governing instrument?	6	Yes	
7	Did the foundation have at least \$5,000 in assets at any time during the year? If "Yes," complete Part II, col (c), and Part XV	7	Yes	
8a	Enter the states to which the foundation reports or with which it is registered (see page 19 of the instructions) <input checked="" type="checkbox"/> NY, <input type="checkbox"/> DE			
b	If the answer is "Yes" to line 7, has the foundation furnished a copy of Form 990-PF to the Attorney General (or designate) of each state as required by General Instruction G? If "No," attach explanation .	8b	Yes	
9	Is the foundation claiming status as a private operating foundation within the meaning of section 4942(j)(3) or 4942(j)(5) for calendar year 2009 or the taxable year beginning in 2009 (see instructions for Part XIV on page 27)? If "Yes," complete Part XIV	9		No
10	Did any persons become substantial contributors during the tax year? If "Yes," attach a schedule listing their names and addresses	10		No




Part VII-A

Statements Regarding Activities (continued)

11	At any time during the year, did the foundation, directly or indirectly, own a controlled entity within the meaning of section 512(b)(13)? If "Yes," attach schedule (see page 20 of the instructions) 	11	Yes	
12	Did the foundation acquire a direct or indirect interest in any applicable insurance contract before August 17, 2008?	12		No
13	Did the foundation comply with the public inspection requirements for its annual returns and exemption application? Website address  N/A	13	Yes	
14	The books are in care of  SANDRA CARNIELLI Telephone no  (212) 355-6269 Located at  1 EAST 53RD STREET NEW YORK NY ZIP+4  100224200			
15	Section 4947(a)(1) nonexempt charitable trusts filing Form 990-PF in lieu of Form 1041 —Check here  <input type="checkbox"/> and enter the amount of tax-exempt interest received or accrued during the year  15			

Part VII-B

Statements Regarding Activities for Which Form 4720 May Be Required

File Form 4720 if any item is checked in the "Yes" column, unless an exception applies.			Yes	No
1a	During the year did the foundation (either directly or indirectly) (1) Engage in the sale or exchange, or leasing of property with a disqualified person? <input type="checkbox"/> Yes <input checked="" type="checkbox"/> No (2) Borrow money from, lend money to, or otherwise extend credit to (or accept it from) a disqualified person?. <input type="checkbox"/> Yes <input checked="" type="checkbox"/> No (3) Furnish goods, services, or facilities to (or accept them from) a disqualified person? <input type="checkbox"/> Yes <input checked="" type="checkbox"/> No (4) Pay compensation to, or pay or reimburse the expenses of, a disqualified person? <input checked="" type="checkbox"/> Yes <input type="checkbox"/> No (5) Transfer any income or assets to a disqualified person (or make any of either available for the benefit or use of a disqualified person)?. <input type="checkbox"/> Yes <input checked="" type="checkbox"/> No (6) Agree to pay money or property to a government official? (Exception. Check "No" if the foundation agreed to make a grant to or to employ the official for a period after termination of government service, if terminating within 90 days). <input type="checkbox"/> Yes <input checked="" type="checkbox"/> No			
b	If any answer is "Yes" to 1a(1)–(6), did any of the acts fail to qualify under the exceptions described in Regulations section 53.4941(d)-3 or in a current notice regarding disaster assistance (see page 20 of the instructions)?. . . Organizations relying on a current notice regarding disaster assistance check here.  <input type="checkbox"/>	1b		No
c	Did the foundation engage in a prior year in any of the acts described in 1a, other than excepted acts, that were not corrected before the first day of the tax year beginning in 2009?.	1c		No
2	Taxes on failure to distribute income (section 4942) (does not apply for years the foundation was a private operating foundation defined in section 4942(j)(3) or 4942(j)(5))			
a	At the end of tax year 2009, did the foundation have any undistributed income (lines 6d and 6e, Part XIII) for tax year(s) beginning before 2009?. <input type="checkbox"/> Yes <input checked="" type="checkbox"/> No If "Yes," list the years  20____, 20____, 20____, 20____			
b	Are there any years listed in 2a for which the foundation is not applying the provisions of section 4942(a)(2) (relating to incorrect valuation of assets) to the year's undistributed income? (If applying section 4942(a)(2) to all years listed, answer "No" and attach statement—see page 20 of the instructions).	2b		
c	If the provisions of section 4942(a)(2) are being applied to any of the years listed in 2a, list the years here  20____, 20____, 20____, 20____			
3a	Did the foundation hold more than a 2% direct or indirect interest in any business enterprise at any time during the year?. <input type="checkbox"/> Yes <input checked="" type="checkbox"/> No			
b	If "Yes," did it have excess business holdings in 2009 as a result of (1) any purchase by the foundation or disqualified persons after May 26, 1969, (2) the lapse of the 5-year period (or longer period approved by the Commissioner under section 4943(c)(7)) to dispose of holdings acquired by gift or bequest, or (3) the lapse of the 10-, 15-, or 20-year first phase holding period? (<i>Use Schedule C, Form 4720, to determine if the foundation had excess business holdings in 2009.</i>).	3b		
4a	Did the foundation invest during the year any amount in a manner that would jeopardize its charitable purposes?	4a		No
b	Did the foundation make any investment in a prior year (but after December 31, 1969) that could jeopardize its charitable purpose that had not been removed from jeopardy before the first day of the tax year beginning in 2009?	4b		No

Part VII-B

Statements Regarding Activities for Which Form 4720 May Be Required (continued)

5a

During the year did the foundation pay or incur any amount to

(1) Carry on propaganda, or otherwise attempt to influence legislation (section 4945(e))?

☐ Yes ☒ No

(2) Influence the outcome of any specific public election (see section 4955), or to carry on, directly or indirectly, any voter registration drive?

☐ Yes ☒ No

(3) Provide a grant to an individual for travel, study, or other similar purposes?

☐ Yes ☒ No

(4) Provide a grant to an organization other than a charitable, etc , organization described in section 509(a)(1), (2), or (3), or section 4940(d)(2)? (see page 22 of the instructions).

☐ Yes ☒ No

(5) Provide for any purpose other than religious, charitable, scientific, literary, or educational purposes, or for the prevention of cruelty to children or animals?

☐ Yes ☒ No

b

If any answer is "Yes" to 5a(1)–(5), did **any** of the transactions fail to qualify under the exceptions described in Regulations section 53.4945 or in a current notice regarding disaster assistance (see page 22 of the instructions)?

Organizations relying on a current notice regarding disaster assistance check here.

☒

c

If the answer is "Yes" to question 5a(4), does the foundation claim exemption from the tax because it maintained expenditure responsibility for the grant?

☐ Yes ☐ No

If "Yes," attach the statement required by Regulations section 53.4945–5(d).

6a

Did the foundation, during the year, receive any funds, directly or indirectly, to pay premiums on a personal benefit contract?

☐ Yes ☒ No

b

Did the foundation, during the year, pay premiums, directly or indirectly, on a personal benefit contract?

☐ Yes ☒ No

If "Yes" to 6b, file Form 8870.

7a

At any time during the tax year, was the foundation a party to a prohibited tax shelter transaction?

☐ Yes ☒ No

b

If yes, did the foundation receive any proceeds or have any net income attributable to the transaction?

5b

6b

7b

No

Part VIII

Information About Officers, Directors, Trustees, Foundation Managers, Highly Paid Employees, and Contractors

1

List all officers, directors, trustees, foundation managers and their compensation (see page 22 of the instructions).

(a) Name and address	(b) Title, and average hours per week devoted to position	(c) Compensation (If not paid, enter -0-)	(d) Contributions to employee benefit plans and deferred compensation	(e) Expense account, other allowances
ROBERT H HOROWITZ	PRESIDENT/TREAS/DIR 10 00	112,917	0	0
1 EAST 53RD STREET NEW YORK, NY 100224200				
EUGENE V THAW	VP/SECY/DIRECTOR 10 00	112,917	0	0
1 EAST 53RD STREET NEW YORK, NY 100224200				
JANOS FARKAS	VP/ASST SECY/DIRECTOR 10 00	112,917	0	0
1 EAST 53RD STREET NEW YORK, NY 100224200				

2

Compensation of five highest-paid employees (other than those included on line 1—see page 23 of the instructions). If none, enter "NONE."

(a) Name and address of each employee paid more than \$50,000	(b) Title, and average hours per week devoted to position	(c) Compensation	(d) Contributions to employee benefit plans and deferred compensation	(e) Expense account, other allowances
SANDRA CARNIELLI	EXECUTIVE DIRECTOR 40 00	127,079	0	5,250
1 EAST 53RD STREET NEW YORK, NY 10022				
MAYA JOSEPH-GOTEINER	N/A 40 00	63,917	0	0
1 EAST 53RD STREET NEW YORK, NY 10022				
Total number of other employees paid over \$50,000.				0

Part VIII

Information About Officers, Directors, Trustees, Foundation Managers, Highly Paid Employees, and Contractors (continued)

3 Five highest-paid independent contractors for professional services (see page 23 of the instructions). If none, enter "NONE".		
(a) Name and address of each person paid more than \$50,000	(b) Type of service	(c) Compensation
CHARLES STUCKEY	CONSULTING-CATALOGUE RAISONNE	79,000
1 EAST 53RD STREET NEW YORK, NY 10022		
TRADEWINDS	INVESTMENT MANAGEMENT	75,734
C/O NUVEEN INVEST 333 W Wacker Dr Chicago,IL 60606		
CARTER LEDYARD	LEGAL	59,307
570 Lexington Avenue NEW YORK, NY 10022		
CONSULTING SERVICES GROUP	INVESTMENT ADVISORY	50,584
6075 POPLAR AVE STE 700 MEMPHIS,TN 38119		
Total number of others receiving over \$50,000 for professional services.		0

Part IX-A

Summary of Direct Charitable Activities

List the foundation's four largest direct charitable activities during the tax year. Include relevant statistical information such as the number of organizations and other beneficiaries served, conferences convened, research papers produced, etc.	Expenses
1 LENDING OF ARTWORK FOR DISPLAY AT VARIOUS EXHIBITIONS	149,399
2 COMPILATION OF THE WORK OF ARTIST YVES TANGUY INTO A CATALOGUE RAISONNE	83,572
3	
4	

Part IX-B Summary of Program-Related Investments (see page 23 of the instructions)	
Describe the two largest program-related investments made by the foundation during the tax year on lines 1 and 2	Amount
1	
2	
All other program-related investments See page 24 of the instructions	
3	
Total. Add lines 1 through 3.	0

Part X

Minimum Investment Return (All domestic foundations must complete this part. Foreign foundations, see page 24 of the instructions.)

1	Fair market value of assets not used (or held for use) directly in carrying out charitable, etc , purposes		
a	Average monthly fair market value of securities.	1a	45,835,026
b	Average of monthly cash balances.	1b	4,135,560
c	Fair market value of all other assets (see page 24 of the instructions).	1c	0
d	Total (add lines 1a, b, and c).	1d	49,970,586
e	Reduction claimed for blockage or other factors reported on lines 1a and 1c (attach detailed explanation).	1e	0
2	Acquisition indebtedness applicable to line 1 assets.	2	0
3	Subtract line 2 from line 1d.	3	49,970,586
4	Cash deemed held for charitable activities Enter 1 1/2% of line 3 (for greater amount, see page 25 of the instructions).	4	749,559
5	Net value of noncharitable-use assets. Subtract line 4 from line 3 Enter here and on Part V, line 4	5	49,221,027
6	Minimum investment return. Enter 5% of line 5.	6	2,461,051

Part XI

Distributable Amount (see page 25 of the instructions) (Section 4942(j)(3) and (j)(5) private operating foundations and certain foreign organizations check here ☒ and do not complete this part.)

1	Minimum investment return from Part X, line 6.	1	2,461,051
2a	Tax on investment income for 2009 from Part VI, line 5.	2a	12,622
b	Income tax for 2009 (This does not include the tax from Part VI).	2b	
c	Add lines 2a and 2b.	2c	12,622
3	Distributable amount before adjustments Subtract line 2c from line 1.	3	2,448,429
4	Recoveries of amounts treated as qualifying distributions.	4	0
5	Add lines 3 and 4.	5	2,448,429
6	Deduction from distributable amount (see page 25 of the instructions).	6	0
7	Distributable amount as adjusted Subtract line 6 from line 5 Enter here and on Part XIII, line 1.	7	2,448,429

Part XII

Qualifying Distributions (see page 25 of the instructions)

1	Amounts paid (including administrative expenses) to accomplish charitable, etc , purposes		
a	Expenses, contributions, gifts, etc —total from Part I, column (d), line 26.	1a	2,360,410
b	Program-related investments—total from Part IX-B.	1b	0
2	Amounts paid to acquire assets used (or held for use) directly in carrying out charitable, etc , purposes.	2	
3	Amounts set aside for specific charitable projects that satisfy the		
a	Suitability test (prior IRS approval required).	3a	
b	Cash distribution test (attach the required schedule).	3b	
4	Qualifying distributions. Add lines 1a through 3b Enter here and on Part V, line 8, and Part XIII, line 4	4	2,360,410
5	Foundations that qualify under section 4940(e) for the reduced rate of tax on net investment income Enter 1% of Part I, line 27b (see page 26 of the instructions).	5	0
6	Adjusted qualifying distributions. Subtract line 5 from line 4.	6	2,360,410
Note: The amount on line 6 will be used in Part V, column (b), in subsequent years when calculating whether the foundation qualifies for the section 4940(e) reduction of tax in those years			

Part XIII

Undistributed Income (see page 26 of the instructions)

		(a) Corpus	(b) Years prior to 2008	(c) 2008	(d) 2009
1	Distributable amount for 2009 from Part XI, line 7				2,448,429
2	Undistributed income, if any, as of the end of 2008				
a	Enter amount for 2008 only.			0	
b	Total for prior years 20____, 20____, 20____		0		
3	Excess distributions carryover, if any, to 2009				
a	From 2004.				
b	From 2005.				
c	From 2006.				
d	From 2007.				
e	From 2008. 4,281,179				
f	Total of lines 3a through e.	4,281,179			
4	Qualifying distributions for 2009 from Part XII, line 4 ▶ \$ 2,360,410				
a	Applied to 2008, but not more than line 2a			0	
b	Applied to undistributed income of prior years (Election required—see page 26 of the instructions)		0		
c	Treated as distributions out of corpus (Election required—see page 26 of the instructions). . .	0			
d	Applied to 2009 distributable amount.				2,360,410
e	Remaining amount distributed out of corpus	0			
5	Excess distributions carryover applied to 2009 (If an amount appears in column (d), the same amount must be shown in column (a).)	88,019			88,019
6	Enter the net total of each column as indicated below:				
a	Corpus Add lines 3f, 4c, and 4e Subtract line 5	4,193,160			
b	Prior years' undistributed income Subtract line 4b from line 2b.		0		
c	Enter the amount of prior years' undistributed income for which a notice of deficiency has been issued, or on which the section 4942(a) tax has been previously assessed.		0		
d	Subtract line 6c from line 6b Taxable amount—see page 27 of the instructions . . .		0		
e	Undistributed income for 2008 Subtract line 4a from line 2a Taxable amount—see page 27 of the instructions			0	
f	Undistributed income for 2009 Subtract lines 4d and 5 from line 1 This amount must be distributed in 2010				0
7	Amounts treated as distributions out of corpus to satisfy requirements imposed by section 170(b)(1)(F) or 4942(g)(3) (see page 27 of the instructions)	0			
8	Excess distributions carryover from 2004 not applied on line 5 or line 7 (see page 27 of the instructions)	0			
9	Excess distributions carryover to 2010. Subtract lines 7 and 8 from line 6a	4,193,160			
10	Analysis of line 9				
a	Excess from 2005. . . .				
b	Excess from 2006. . . .				
c	Excess from 2007. . . .				
d	Excess from 2008. . . . 4,193,160				
e	Excess from 2009. . . .				

Part XIVPrivate Operating Foundations (see page 27 of the instructions and Part VII-A, question 9)

1a

If the foundation has received a ruling or determination letter that it is a private operating foundation, and the ruling is effective for 2009, enter the date of the ruling.

b

Check box to indicate whether the organization is a private operating foundation described in section 4942(j)(3) or 4942(j)(5)

☐ 4942(j)(3) or ☐ 4942(j)(5)

2a	Enter the lesser of the adjusted net income from Part I or the minimum investment return from Part X for each year listed	Tax year	Prior 3 years			(e) Total
		(a) 2009	(b) 2008	(c) 2007	(d) 2006	
b	85% of line 2a					
c	Qualifying distributions from Part XII, line 4 for each year listed					
d	Amounts included in line 2c not used directly for active conduct of exempt activities					
e	Qualifying distributions made directly for active conduct of exempt activities. Subtract line 2d from line 2c					
3	Complete 3a, b, or c for the alternative test relied upon					
a	"Assets" alternative test—enter					
	(1) Value of all assets					
	(2) Value of assets qualifying under section 4942(j)(3)(B)(i)					
b	"Endowment" alternative test— enter 2/3 of minimum investment return shown in Part X, line 6 for each year listed.					
c	"Support" alternative test—enter					
	(1) Total support other than gross investment income (interest, dividends, rents, payments on securities loans (section 512(a)(5)), or royalties)					
	(2) Support from general public and 5 or more exempt organizations as provided in section 4942(j)(3)(B)(iii).					
	(3) Largest amount of support from an exempt organization					
	(4) Gross investment income					

Part XVSupplementary Information (Complete this part only if the organization had \$5,000 or more in assets at any time during the year—see page 27 of the instructions.)

1

Information Regarding Foundation Managers:

a

List any managers of the foundation who have contributed more than 2% of the total contributions received by the foundation before the close of any tax year (but only if they have contributed more than \$5,000) (See section 507(d)(2))

b

List any managers of the foundation who own 10% or more of the stock of a corporation (or an equally large portion of the ownership of a partnership or other entity) of which the foundation has a 10% or greater interest

2

Information Regarding Contribution, Grant, Gift, Loan, Scholarship, etc., Programs:

Check here ☒ if the foundation only makes contributions to preselected charitable organizations and does not accept unsolicited requests for funds. If the foundation makes gifts, grants, etc. (see page 28 of the instructions) to individuals or organizations under other conditions, complete items 2a, b, c, and d.

a

The name, address, and telephone number of the person to whom applications should be addressed

b

The form in which applications should be submitted and information and materials they should include

c

Any submission deadlines

d

Any restrictions or limitations on awards, such as by geographical areas, charitable fields, kinds of institutions, or other factors

Part XV

Supplementary Information (continued)

3 Grants and Contributions Paid During the Year or Approved for Future Payment

Recipient	If recipient is an individual, show any relationship to any foundation manager or substantial contributor	Foundation status of recipient	Purpose of grant or contribution	Amount
Name and address (home or business)				
<div>a Paid during the year</div> <div>See Additional Data Table</div>				
<div>Total</div>				<div>1,238,851</div>
<div>b Approved for future payment</div> <div>See Additional Data Table</div>				
<div>Total</div>				<div>344,672</div>

Enter gross amounts unless otherwise indicated	Unrelated business income		Excluded by section 512, 513, or 514		(e) Related or exempt function income (See page 28 of the instructions)
	(a) Business code	(b) Amount	(c) Exclusion code	(d) Amount	
1 Program service revenue					
a _____					
b _____					
c _____					
d _____					
e _____					
f _____					
g Fees and contracts from government agencies					
2 Membership dues and assessments.					
3 Interest on savings and temporary cash investments			14	6,092	
4 Dividends and interest from securities.			18	975,235	
5 Net rental income or (loss) from real estate					
a Debt-financed property.					
b Not debt-financed property.					
6 Net rental income or (loss) from personal property					
7 Other investment income.					
8 Gain or (loss) from sales of assets other than inventory			18	-1,212,432	
9 Net income or (loss) from special events					
10 Gross profit or (loss) from sales of inventory. . .					
11 Other revenue a _____					
b _____					
c _____					
d _____					
e _____					
12 Subtotal. Add columns (b), (d), and (e).		0		-231,105	0
13 Total. Add line 12, columns (b), (d), and (e).			13		-231,105

[illegible]

Part XVII Information Regarding Transfers To and Transactions and Relationships With Noncharitable Exempt Organizations

1 Did the organization directly or indirectly engage in any of the following with any other organization described in section 501(c) of the Code (other than section 501(c)(3) organizations) or in section 527, relating to political organizations?			Yes	No
a Transfers from the reporting foundation to a noncharitable exempt organization of				
(1) Cash.	1a(1)			No
(2) Other assets.	1a(2)			No
b Other transactions				
(1) Sales of assets to a noncharitable exempt organization.	1b(1)			No
(2) Purchases of assets from a noncharitable exempt organization.	1b(2)			No
(3) Rental of facilities, equipment, or other assets.	1b(3)			No
(4) Reimbursement arrangements.	1b(4)			No
(5) Loans or loan guarantees.	1b(5)			No
(6) Performance of services or membership or fundraising solicitations.	1b(6)			No
c Sharing of facilities, equipment, mailing lists, other assets, or paid employees.	1c			No
d If the answer to any of the above is "Yes," complete the following schedule. Column (b) should always show the fair market value of the goods, other assets, or services given by the reporting foundation. If the foundation received less than fair market value in any transaction or sharing arrangement, show in column (d) the value of the goods, other assets, or services received.				

[illegible]

2a Is the foundation directly or indirectly affiliated with, or related to, one or more tax-exempt organizations described in section 501(c) of the Code (other than section 501(c)(3)) or in section 527? ☐ Yes ☒ No

b If "Yes," complete the following schedule		
(a) Name of organization	(b) Type of organization	(c) Description of relationship

Under penalties of perjury, I declare that I have examined this return, including accompanying schedules and statements, and to the best of my knowledge and belief, it is true, correct, and complete Declaration of preparer (other than taxpayer or fiduciary) is based on all information of which preparer has any knowledge			
*****		2010-07-26	*****
Signature of officer or trustee		Date	Title

Paid Preparer's Use Only	Preparer's Signature	Date	Check if self-employed <input type="checkbox"/>	Preparer's identifying number (see Signature on page 30 of the instructions)
	Firm's name (or yours if self-employed), address, and ZIP code		EIN	
	COOPERSMITH SIMON & VOGEL PC 50 CHARLES LINDBERGH BLVD STE 605 UNIONDALE, NY 11553		Phone no (516) 483-5800	

<div>Schedule B</div> <div>(Form 990, 990-EZ, or 990-PF)</div> <div>Department of the Treasury Internal Revenue Service</div>	<div>Schedule of Contributors</div> <div>▶ Attach to Form 990, 990-EZ, or 990-PF.</div>	<div>OMB No 1545-0047</div>
		<div>2009</div>

<div>Name of organization</div> <div>THE PIERRE & TANA MATISSE FOUNDATION INC</div>	<div>Employer identification number</div> <div>13-3838457</div>
---	---

Organization type (check one)

Filers of:	Section:
Form 990 or 990-EZ	<div><input type="checkbox"/> 501(c)() (enter number) organization</div> <div><input type="checkbox"/> 4947(a)(1) nonexempt charitable trust not treated as a private foundation</div> <div><input type="checkbox"/> 527 political organization</div>
Form 990-PF	<div><input checked="" type="checkbox"/> 501(c)(3) exempt private foundation</div> <div><input type="checkbox"/> 4947(a)(1) nonexempt charitable trust treated as a private foundation</div> <div><input type="checkbox"/> 501(c)(3) taxable private foundation</div>

Check if your organization is covered by the **General Rule** or a **Special Rule**.
Note. Only a section 501(c)(7), (8), or (10) organization can check boxes for both the General Rule and a Special Rule See instructions

General Rule—

- ☒ For an organization filing Form 990, 990-EZ, or 990-PF that received, during the year, \$5,000 or more (in money or property) from any one contributor Complete Parts I and II

Special Rules

- ☐ For a section 501(c)(3) organization filing Form 990 or 990-EZ, that met the 33¹/₃% support test of the regulations under sections 509(a)(1) and 170(b)(1)(A)(vi), and received from any one contributor, during the year, a contribution of the greater of **(1)** \$5,000 or **(2)** 2% of the amount on (i) Form 990, Part VIII, line 1h, or (ii) Form 990-EZ, line 1 Complete Parts I and II
- ☐ For a section 501(c)(7), (8), or (10) organization filing Form 990, or 990-EZ, that received from any one contributor, during the year, aggregate contributions of more than \$1,000 for use *exclusively* for religious, charitable, scientific, literary, or educational purposes, or the prevention of cruelty to children or animals Complete Parts I, II, and III
- ☐ For a section 501(c)(7), (8), or (10) organization filing Form 990, or 990-EZ, that received from any one contributor, during the year, contributions for use *exclusively* for religious, charitable, etc , purposes, but these contributions did not aggregate to more than \$1,000 If this box is checked, enter here the total contributions that were received during the year for an *exclusively* religious, charitable, etc , purpose Do not complete any of the parts unless the **General Rule** applies to this organization because it received nonexclusively religious, charitable, etc , contributions of \$5,000 or more during the year ▶ \$ _____

Caution. An Organization that is not covered by the General Rule and/or the Special Rules does not file Schedule B (Form 990, 990-EZ, or 990-PF), but it **must** answer “No” on Part IV, line 2 of its Form 990, or check the box in the heading of its Form 990-EZ, or on line 2 of its Form 990-PF, to certify that it does not meet the filing requirements of Schedule B (Form 990, 990-EZ, or 990-PF)

Name of organization THE PIERRE & TANA MATISSE FOUNDATION INC	Employer identification number 13-3838457
---	---

Part I

Contributors (see instructions)

(a) No.	(b) Name, address, and ZIP + 4	(c) Aggregate contributions	(d) Type of contribution
1	MARIA-GAETANA MATISSE REVOCABLE TRUST C/O 1 EAST 53RD STREET NEW YORK, NY 10022 	\$ 303,333	Person <input checked="" type="checkbox"/> Payroll <input type="checkbox"/> Noncash <input type="checkbox"/> (Complete Part II if there is a noncash contribution)
		\$	Person <input type="checkbox"/> Payroll <input type="checkbox"/> Noncash <input type="checkbox"/> (Complete Part II if there is a noncash contribution)
		\$	Person <input type="checkbox"/> Payroll <input type="checkbox"/> Noncash <input type="checkbox"/> (Complete Part II if there is a noncash contribution)
		\$	Person <input type="checkbox"/> Payroll <input type="checkbox"/> Noncash <input type="checkbox"/> (Complete Part II if there is a noncash contribution)
		\$	Person <input type="checkbox"/> Payroll <input type="checkbox"/> Noncash <input type="checkbox"/> (Complete Part II if there is a noncash contribution)
		\$	Person <input type="checkbox"/> Payroll <input type="checkbox"/> Noncash <input type="checkbox"/> (Complete Part II if there is a noncash contribution)
		\$	Person <input type="checkbox"/> Payroll <input type="checkbox"/> Noncash <input type="checkbox"/> (Complete Part II if there is a noncash contribution)

Name of organization THE PIERRE & TANA MATISSE FOUNDATION INC	Employer identification number 13-3838457
--	--

Part II

Noncash Property (see Instructions)

(a) No. from Part I	(b) Description of noncash property given	(c) FMV (or estimate) (see instructions)	(d) Date received
_____	<div></div> <div></div> <div></div> <div></div>	\$ _____	_____
(a) No. from Part I	(b) Description of noncash property given	(c) FMV (or estimate) (see instructions)	(d) Date received
_____	<div></div> <div></div> <div></div> <div></div>	\$ _____	_____
(a) No. from Part I	(b) Description of noncash property given	(c) FMV (or estimate) (see instructions)	(d) Date received
_____	<div></div> <div></div> <div></div> <div></div>	\$ _____	_____
(a) No. from Part I	(b) Description of noncash property given	(c) FMV (or estimate) (see instructions)	(d) Date received
_____	<div></div> <div></div> <div></div> <div></div>	\$ _____	_____
(a) No. from Part I	(b) Description of noncash property given	(c) FMV (or estimate) (see instructions)	(d) Date received
_____	<div></div> <div></div> <div></div> <div></div>	\$ _____	_____
(a) No. from Part I	(b) Description of noncash property given	(c) FMV (or estimate) (see instructions)	(d) Date received
_____	<div></div> <div></div> <div></div> <div></div>	\$ _____	_____

Name of organization THE PIERRE & TANA MATISSE FOUNDATION INC	Employer identification number 13-3838457
--	--

Part III

Exclusively religious, charitable, etc., individual contributions to section 501(c)(7), (8), or (10) organizations aggregating more than \$1,000 for the year. (Complete columns (a) through (e) and the following line entry)

For organizations completing Part III, enter the total of *exclusively* religious, charitable, etc , contributions of **\$1,000 or less** for the year (Enter this information once See instructions) ➤ \$

(a) No. from Part I	(b) Purpose of gift	(c) Use of gift	(d) Description of how gift is held
—	<div></div> <div></div> <div></div>	<div></div> <div></div> <div></div>	<div></div> <div></div> <div></div>
	(e) Transfer of gift		
	Transferee's name, address, and ZIP 4		Relationship of transferor to transferee
<div></div> <div></div>		<div></div> <div></div> <div></div>	
(a) No. from Part I	(b) Purpose of gift	(c) Use of gift	(d) Description of how gift is held
—	<div></div> <div></div> <div></div>	<div></div> <div></div> <div></div>	<div></div> <div></div> <div></div>
	(e) Transfer of gift		
	Transferee's name, address, and ZIP 4		Relationship of transferor to transferee
<div></div> <div></div>		<div></div> <div></div> <div></div>	
(a) No. from Part I	(b) Purpose of gift	(c) Use of gift	(d) Description of how gift is held
—	<div></div> <div></div> <div></div>	<div></div> <div></div> <div></div>	<div></div> <div></div> <div></div>
	(e) Transfer of gift		
	Transferee's name, address, and ZIP 4		Relationship of transferor to transferee
<div></div> <div></div>		<div></div> <div></div> <div></div>	
(a) No. from Part I	(b) Purpose of gift	(c) Use of gift	(d) Description of how gift is held
—	<div></div> <div></div> <div></div>	<div></div> <div></div> <div></div>	<div></div> <div></div> <div></div>
	(e) Transfer of gift		
	Transferee's name, address, and ZIP 4		Relationship of transferor to transferee
<div></div> <div></div>		<div></div> <div></div> <div></div>	

Additional Data

Software ID: 09000028

Software Version: 2009.04000

EIN: 13-3838457

Name: THE PIERRE & TANA MATISSE FOUNDATION INC

Form 990PF Part IV - Capital Gains and Losses for Tax on Investment Income - Columns a - d

(a) List and describe the kind(s) of property sold (e g , real estate, 2-story brick warehouse, or common stock, 200 shs MLC Co)	(b) How acquired P—Purchase D—Donation	(c) Date acquired (mo , day, yr)	(d) Date sold (mo , day, yr)
FEMME, MANTEAU FLEURI-HENRI MATISSE	D		2009-12-22
VASES DE FLEURS-ROSES DE NOEL-HENRI MATISSE	D		2009-12-22
FANTOMAS-YVES TANGUY	D		2009-08-31
THROUGH NWQ TRADEWINDS-SHORT TERM	P		
SECURITIES SETTLEMENT CLAIMS	P		
THROUGH NWQ TRADEWINDS-LONG TERM	P		
550 Cathay General Bancorp		2008-08-06	2009-02-25
370 Cathay General Bancorp		2008-08-15	2009-02-25
440 Ameriprise Financial Inc		2008-07-03	2009-03-03
190 Ameriprise Financial Inc		2008-07-28	2009-03-03
760 Discovery Comm A		2008-09-17	2009-04-16
320 Discovery Comm A		2008-09-17	2009-04-17
800 Discovery Comm A		2008-09-17	2009-04-21
805 Discovery Comm A		2008-09-17	2009-04-22
1040 Great Plains Energy Inc		2008-07-14	2009-04-27
910 Great Plains Energy Inc		2008-07-14	2009-04-28
646 Great Plains Energy Inc		2008-07-14	2009-04-30
254 Great Plains Energy Inc		2008-08-01	2009-04-30
86 Great Plains Energy Inc		2008-08-01	2009-05-06
140 Great Plains Energy Inc		2008-11-17	2009-05-06
260 Great Plains Energy Inc		2008-11-28	2009-05-06
274 Great Plains Energy Inc		2008-12-02	2009-05-06
530 Quicksilver Resources		2008-09-12	2009-05-13
3720 UCBH Holdings Inc		2008-08-22	2009-05-14
3280 UCBH Holdings Inc		2008-08-26	2009-05-14
2000 UCBH Holdings Inc		2008-09-05	2009-05-14
116 Great Plains Energy Inc		2008-12-02	2009-05-18
900 Great Plains Energy Inc		2009-03-18	2009-05-18
1410 UCBH Holdings Inc		2008-09-05	2009-05-21
1670 UCBH Holdings Inc		2008-10-15	2009-05-21

Form 990PF Part IV - Capital Gains and Losses for Tax on Investment Income - Columns e - h

(e) Gross sales price	(f) Depreciation allowed (or allowable)	(g) Cost or other basis plus expense of sale	(h) Gain or (loss) (e) plus (f) minus (g)
225,000		150,000	75,000
200,000		150,000	50,000
4,500,000		3,500,000	1,000,000
		467,322	-467,322
1,816			1,816
		815,228	-815,228
4,742		9,019	-4,277
3,190		8,294	-5,104
7,482		18,032	-10,549
3,231		7,647	-4,416
13,382		12,225	1,156
5,465		5,147	318
14,094		12,869	1,225
14,633		12,949	1,684
15,206		26,770	-11,564
13,036		23,423	-10,387
9,211		16,628	-7,417
3,622		6,319	-2,697
1,238		2,139	-901
2,016		2,467	-451
3,744		4,790	-1,046
3,946		5,033	-1,088
5,352		10,838	-5,487
9,578		18,519	-8,941
8,445		16,800	-8,354
5,149		12,328	-7,179
1,694		2,131	-437
13,143		10,529	2,614
2,479		8,691	-6,213
2,936		8,645	-5,709

Form 990PF Part IV - Capital Gains and Losses for Tax on Investment Income - Columns i - l

Complete only for assets showing gain in column (h) and owned by the foundation on 12/31/69			(l) Gains (Col (h) gain minus col (k), but not less than -0-) or Losses (from col (h))
(i) FMV as of 12/31/69	(j) Adjusted basis as of 12/31/69	(k) Excess of col (i) over col (j), if any	
			75,000
			50,000
			1,000,000
			-467,322
			1,816
			-815,228
			-4,277
			-5,104
			-10,549
			-4,416
			1,156
			318
			1,225
			1,684
			-11,564
			-10,387
			-7,417
			-2,697
			-901
			-451
			-1,046
			-1,088
			-5,487
			-8,941
			-8,354
			-7,179
			-437
			2,614
			-6,213
			-5,709

Form 990PF Part IV - Capital Gains and Losses for Tax on Investment Income - Columns a - d

(a) List and describe the kind(s) of property sold (e g , real estate, 2-story brick warehouse, or common stock, 200 shs MLC Co)	(b) How acquired P—Purchase D—Donation	(c) Date acquired (mo , day, yr)	(d) Date sold (mo , day, yr)
130 Andersons Inc		2008-07-25	2009-07-01
240 Embarq Corp		2008-09-12	2009-07-01
270 Andersons Inc		2008-07-25	2009-07-13
450 Andersons Inc		2008-07-25	2009-07-23
200 Andersons Inc		2008-08-07	2009-07-28
220 Andersons Inc		2008-08-11	2009-08-11
170 Andersons Inc		2008-09-11	2009-08-11
10 Andersons Inc		2008-11-06	2009-08-11
1090 A D C Telecommuns New		2008-10-30	2009-08-21
400 A D C Telecommuns New		2008-10-30	2009-08-27
1060 A D C Telecommuns New		2008-10-31	2009-08-27
280 Andersons Inc		2008-11-06	2009-08-28
130 Andersons Inc		2008-12-02	2009-08-28
350 Andersons Inc		2008-12-02	2009-09-04
250 Andersons Inc		2008-12-02	2009-09-28
170 Centerpoint Energy Inc		2009-06-11	2009-10-02
1390 Centerpoint Energy Inc		2009-06-11	2009-10-06
320 Encore Acquisition Co		2009-01-13	2009-11-05
210 Encore Acquisition Co		2009-01-22	2009-11-05
1790 Regions Financial CP New		2009-09-24	2009-12-08
1210 Regions Financial CP New		2009-09-24	2009-12-10
220 Vail Resorts Inc		2007-04-19	2009-01-21
600 Encore Wire Corp		2008-02-07	2009-02-19
720 Ameriprise Financial Inc		2007-02-14	2009-02-24
130 Ameriprise Financial Inc		2007-02-15	2009-02-24
650 Ameriprise Financial Inc		2007-02-15	2009-02-27
530 Ameriprise Financial Inc		2007-02-15	2009-03-02
240 Ameriprise Financial Inc		2008-02-13	2009-03-02
50 Ameriprise Financial Inc		2008-02-13	2009-03-03
90 Embarq Corp		2007-02-14	2009-03-03

Form 990PF Part IV - Capital Gains and Losses for Tax on Investment Income - Columns e - h

(e) Gross sales price	(f) Depreciation allowed (or allowable)	(g) Cost or other basis plus expense of sale	(h) Gain or (loss) (e) plus (f) minus (g)
3,887		5,260	-1,373
11,146		11,146	0
7,881		10,926	-3,045
12,767		18,209	-5,443
6,169		9,238	-3,069
6,286		10,174	-3,888
4,857		7,731	-2,873
286		259	27
9,698		5,249	4,449
3,795		1,926	1,869
10,057		5,203	4,854
8,424		7,256	1,169
3,911		1,645	2,267
11,396		4,428	6,968
8,772		3,163	5,609
2,130		1,707	424
17,061		13,955	3,106
14,415		9,489	4,926
9,460		5,394	4,065
10,047		11,698	-1,650
6,737		7,907	-1,170
5,052		12,433	-7,381
12,553		10,263	2,290
12,947		45,341	-32,394
2,338		8,096	-5,758
11,118		40,478	-29,361
8,895		33,005	-24,111
4,028		12,490	-8,462
850		2,602	-1,752
3,114		4,909	-1,795

Form 990PF Part IV - Capital Gains and Losses for Tax on Investment Income - Columns i - l

Complete only for assets showing gain in column (h) and owned by the foundation on 12/31/69			(l) Gains (Col (h) gain minus col (k), but not less than -0-) or Losses (from col (h))
(i) FM V as of 12/31/69	(j) Adjusted basis as of 12/31/69	(k) Excess of col (i) over col (j), if any	
			-1,373
			0
			-3,045
			-5,443
			-3,069
			-3,888
			-2,873
			27
			4,449
			1,869
			4,854
			1,169
			2,267
			6,968
			5,609
			424
			3,106
			4,926
			4,065
			-1,650
			-1,170
			-7,381
			2,290
			-32,394
			-5,758
			-29,361
			-24,111
			-8,462
			-1,752
			-1,795

Form 990PF Part IV - Capital Gains and Losses for Tax on Investment Income - Columns a - d

(a) List and describe the kind(s) of property sold (e g , real estate, 2-story brick warehouse, or common stock, 200 shs MLC Co)	(b) How acquired P—Purchase D—Donation	(c) Date acquired (mo , day, yr)	(d) Date sold (mo , day, yr)
590 Encore Wire Corp		2008-02-07	2009-04-13
1290 Jefferies Group Inc New		2008-02-04	2009-04-14
170 CNX Gas Corporation		2007-02-14	2009-04-27
140 Quicksilver Resources		2007-02-14	2009-05-06
860 Quicksilver Resources		2007-02-15	2009-05-06
1652 Wendys Arbys Group Inc		2007-02-14	2009-05-11
2148 Wendys Arbys Group Inc		2007-02-15	2009-05-11
1280 Quicksilver Resources		2007-02-15	2009-05-13
1240 Wendys Arbys Group Inc		2007-02-15	2009-05-21
712 Wendys Arbys Group Inc		2007-02-15	2009-05-26
990 Wendys Arbys Group Inc		2007-07-23	2009-05-26
520 Jefferies Group Inc New		2008-02-04	2009-06-25
330 Jefferies Group Inc New		2008-02-08	2009-06-25
270 Embarq Corp		2007-02-14	2009-06-29
210 Comstock Res Inc New		2008-01-07	2009-06-30
1180 Embarq Corp		2007-02-14	2009-07-01
1350 Embarq Corp		2007-02-15	2009-07-01
310 Embarq Corp		2008-02-13	2009-07-01
0 6 Centurytel Inc		2007-02-14	2009-07-02
350 Comstock Res Inc New		2008-01-07	2009-07-06
470 Comstock Res Inc New		2008-01-07	2009-07-08
120 Centurytel Inc		2007-02-14	2009-07-13
710 Assited Living Concepts		2008-04-15	2009-07-16
50 Andersons Inc		2008-07-25	2009-07-28
190 Andersons Inc		2008-08-07	2009-08-11
170 Encore Wire Corp		2008-02-07	2009-08-14
490 Jefferies Group Inc New		2008-02-08	2009-08-14
610 U M B Financial Corp		2007-02-14	2009-08-18
60 Jefferies Group Inc New		2008-02-08	2009-08-24
390 Jefferies Group Inc New		2008-02-13	2009-08-24

Form 990PF Part IV - Capital Gains and Losses for Tax on Investment Income - Columns e - h

(e) Gross sales price	(f) Depreciation allowed (or allowable)	(g) Cost or other basis plus expense of sale	(h) Gain or (loss) (e) plus (f) minus (g)
12,993		10,092	2,901
17,581		25,266	-7,686
3,970		4,206	-235
1,173		2,788	-1,614
7,208		17,162	-9,954
8,139		32,513	-24,374
10,582		42,143	-31,560
12,925		25,543	-12,619
5,277		24,328	-19,051
3,174		13,969	-10,795
4,414		15,766	-11,352
10,600		10,185	415
6,727		6,474	253
11,648		14,726	-3,078
7,271		7,261	10
64,358		64,358	0
73,715		73,715	0
14,321		14,321	0
18		24	-6
11,400		12,101	-701
14,589		16,250	-1,662
3,530		4,777	-1,247
9,704		22,504	-12,800
1,542		2,023	-481
5,429		8,777	-3,348
3,751		2,908	843
10,924		9,612	1,312
25,727		23,460	2,267
1,291		1,177	114
8,392		7,450	943

Form 990PF Part IV - Capital Gains and Losses for Tax on Investment Income - Columns i - l

Complete only for assets showing gain in column (h) and owned by the foundation on 12/31/69			(l) Gains (Col (h) gain minus col (k), but not less than -0-) or Losses (from col (h))
(i) FMV as of 12/31/69	(j) Adjusted basis as of 12/31/69	(k) Excess of col (i) over col (j), if any	
			2,901
			-7,686
			-235
			-1,614
			-9,954
			-24,374
			-31,560
			-12,619
			-19,051
			-10,795
			-11,352
			415
			253
			-3,078
			10
			0
			0
			0
			-6
			-701
			-1,662
			-1,247
			-12,800
			-481
			-3,348
			843
			1,312
			2,267
			114
			943

Form 990PF Part IV - Capital Gains and Losses for Tax on Investment Income - Columns a - d

(a) List and describe the kind(s) of property sold (e g , real estate, 2-story brick warehouse, or common stock, 200 shs MLC Co)	(b) How acquired P—Purchase D—Donation	(c) Date acquired (mo , day, yr)	(d) Date sold (mo , day, yr)
3210 Centerpoint Energy Inc		2007-02-14	2009-08-28
720 Centerpoint Energy Inc		2007-02-14	2009-09-04
510 Centerpoint Energy Inc		2007-02-15	2009-09-04
1290 Centerpoint Energy Inc		2007-02-15	2009-09-10
370 Granite Construction Inc		2008-08-04	2009-09-21
1170 Centerpoint Energy Inc		2007-02-15	2009-09-23
190 Capitol Federal Finl		2007-02-14	2009-09-28
440 Granite Construction Inc		2008-08-04	2009-09-28
830 Centerpoint Energy Inc		2007-02-15	2009-09-29
520 Centerpoint Energy Inc		2008-03-31	2009-09-29
502 Assited Living Concepts		2008-04-15	2009-10-02
78 Assited Living Concepts		2008-04-18	2009-10-02
710 Centerpoint Energy Inc		2008-03-31	2009-10-02
550 Centerpoint Energy Inc		2008-08-18	2009-10-02
450 Assited Living Concepts		2008-04-18	2009-10-21
300 Granite Construction Inc		2008-08-04	2009-10-21
120 Granite Construction Inc		2008-08-07	2009-10-21
250 Jefferies Group Inc New		2008-02-13	2009-10-26
400 Jefferies Group Inc New		2008-02-13	2009-10-27
80 Jefferies Group Inc New		2008-02-13	2009-10-29
610 Jefferies Group Inc New		2008-03-31	2009-10-29
1000 Capitol Federal Finl		2007-02-14	2009-11-10
36 Assited Living Concepts		2008-04-18	2009-11-25
214 Assited Living Concepts		2008-04-23	2009-11-25
350 Centurytel Inc		2007-02-14	2009-12-14
69000 Metropcs Wireles 11/01/14		2008-07-31	2009-02-23
27000 Verasun Energy 12/15/12		2008-08-22	2009-03-25
24000 Level 3 Fing Inc 11/01/14		2008-07-01	2009-05-07
15000 MGM Mirage 6 0% 10/01/09		2009-05-05	2009-05-18
50000 SPRINT CAP CORP 7 625% Due 01/30/11		2009-02-27	2009-05-22

Form 990PF Part IV - Capital Gains and Losses for Tax on Investment Income - Columns e - h

(e) Gross sales price	(f) Depreciation allowed (or allowable)	(g) Cost or other basis plus expense of sale	(h) Gain or (loss) (e) plus (f) minus (g)
41,110		58,607	-17,497
8,869		13,145	-4,276
6,282		9,294	-3,012
15,495		23,508	-8,013
12,497		11,666	831
14,597		21,321	-6,724
6,252		7,567	-1,315
13,562		13,873	-311
10,191		15,125	-4,934
6,385		7,456	-1,071
10,646		15,911	-5,265
1,654		2,493	-839
8,898		10,181	-1,283
6,892		8,817	-1,925
10,247		14,383	-4,136
8,482		9,459	-976
3,393		3,714	-321
6,849		4,775	2,073
10,987		7,641	3,346
2,144		1,528	616
16,351		10,422	5,928
29,595		39,826	-10,231
809		1,151	-342
4,808		7,533	-2,725
12,509		13,934	-1,425
66,388		67,117	-729
25,828		23,853	1,975
19,265		21,904	-2,639
14,753		12,748	2,005
48,360		42,900	5,460

Form 990PF Part IV - Capital Gains and Losses for Tax on Investment Income - Columns i - l

Complete only for assets showing gain in column (h) and owned by the foundation on 12/31/69			(l) Gains (Col (h) gain minus col (k), but not less than -0-) or Losses (from col (h))
(i) FM V as of 12/31/69	(j) Adjusted basis as of 12/31/69	(k) Excess of col (i) over col (j), if any	
			-17,497
			-4,276
			-3,012
			-8,013
			831
			-6,724
			-1,315
			-311
			-4,934
			-1,071
			-5,265
			-839
			-1,283
			-1,925
			-4,136
			-976
			-321
			2,073
			3,346
			616
			5,928
			-10,231
			-342
			-2,725
			-1,425
			-729
			1,975
			-2,639
			2,005
			5,460

Form 990PF Part IV - Capital Gains and Losses for Tax on Investment Income - Columns a - d

(a) List and describe the kind(s) of property sold (e g , real estate, 2-story brick warehouse, or common stock, 200 shs MLC Co)	(b) How acquired P—Purchase D—Donation	(c) Date acquired (mo , day, yr)	(d) Date sold (mo , day, yr)
34000 SPRINT CAP CORP 7 625% Due 01/30/11		2009-03-24	2009-05-22
53000 Tenet Hlthcare 07/01/14		2008-08-08	2009-06-15
10000 Tenet Hlthcare 07/01/14		2009-01-26	2009-06-15
37000 Diodes Inc 10/01/26		2008-11-14	2009-07-21
6000 Royal Caribbean 8% 05/15/10		2009-04-17	2009-08-04
80000 Hospitality Prop 3 8% 03/15/27		2009-06-22	2009-10-14
7000 K Hovnanian Ente 11 5% 05/01/13		2009-08-21	2009-10-20
80000 Advanced Micro Dev 05/01/15		2009-10-19	2009-11-18
7000 Wynn Las Vegas 12/01/14		2008-12-15	2009-12-04
19000 Cit Group Inc 12/15/10		2009-03-12	2009-12-10
22000 Cit Group Inc 12/15/10		2009-05-11	2009-12-10
23000 Cit Group Inc 12/15/10		2009-07-21	2009-12-10
27000 Cit Group Inc 12/15/10		2009-07-22	2009-12-10
4000 Cit Group Inc 12/15/10		2009-08-14	2009-12-10
9000 Cit Group Inc 12/15/10		2009-08-31	2009-12-10
197000 Cit Group Inc 12/15/10		2009-10-22	2009-12-10
83000 American Axle 03/01/17		2008-06-24	2009-07-23
146000 Boyd Gaming Corp 04/15/14		2008-06-23	2009-08-13
13000 Boyd Gaming Corp 04/15/14		2008-07-14	2009-08-13
73000 United Refng Co 08/15/12		2008-07-23	2009-08-25
131000 Gaylord Entertnmt Corp 11/15/13		2008-07-01	2009-10-07
145000 Genl Motors Acc 03/02/11		2008-06-04	2009-11-09
5000 Genl Motors Acc 03/02/11		2008-06-26	2009-11-09
12000 Genl Motors Acc 03/02/11		2008-09-08	2009-11-09
106000 Advanced Micro Dev 05/01/15		2008-06-16	2009-11-18
3000 Advanced Micro Dev 05/01/15		2008-09-17	2009-11-18
12000 Advanced Micro Dev 05/01/15		2008-10-10	2009-11-18
84000 Istar Financial Flt 03/09/10		2008-06-13	2009-11-30
5000 Istar Financial Flt 03/09/10		2008-08-01	2009-11-30
58000 Istar Financial Flt 03/09/10		2008-08-06	2009-11-30

Form 990PF Part IV - Capital Gains and Losses for Tax on Investment Income - Columns e - h

(e) Gross sales price	(f) Depreciation allowed (or allowable)	(g) Cost or other basis plus expense of sale	(h) Gain or (loss) (e) plus (f) minus (g)
32,885		30,328	2,557
52,992		53,688	-696
9,998		8,550	1,448
33,090		19,130	13,960
5,975		5,800	175
75,775		67,125	8,650
7,060		6,614	446
68,870		60,845	8,025
6,643		5,153	1,490
13,705		13,705	0
17,501		17,501	0
13,193		13,193	0
16,191		16,191	0
2,615		2,615	0
5,403		5,403	0
131,030		131,030	0
25,705		64,973	-39,268
129,552		122,665	6,887
11,535		9,856	1,679
57,645		69,558	-11,913
134,484		125,785	8,699
142,078		124,725	17,353
4,899		4,075	825
11,758		8,178	3,581
91,253		75,285	15,968
2,583		1,741	842
10,331		5,710	4,621
76,846		75,520	1,326
4,574		4,013	562
53,060		46,280	6,780

Form 990PF Part IV - Capital Gains and Losses for Tax on Investment Income - Columns i - l

Complete only for assets showing gain in column (h) and owned by the foundation on 12/31/69			(l) Gains (Col (h) gain minus col (k), but not less than -0-) or Losses (from col (h))
(i) FM V as of 12/31/69	(j) Adjusted basis as of 12/31/69	(k) Excess of col (i) over col (j), if any	
			2,557
			-696
			1,448
			13,960
			175
			8,650
			446
			8,025
			1,490
			0
			0
			0
			0
			0
			0
			0
			-39,268
			6,887
			1,679
			-11,913
			8,699
			17,353
			825
			3,581
			15,968
			842
			4,621
			1,326
			562
			6,780

Form 990PF Part IV - Capital Gains and Losses for Tax on Investment Income - Columns a - d

(a) List and describe the kind(s) of property sold (e g , real estate, 2-story brick warehouse, or common stock, 200 shs MLC Co)	(b) How acquired P—Purchase D—Donation	(c) Date acquired (mo , day, yr)	(d) Date sold (mo , day, yr)
72000 Unisys Corp 01/15/16		2008-07-16	2009-12-08
87000 Cit Group Inc 12/15/10		2008-07-03	2009-12-10
1040 St Jude Med Inc		2008-10-30	2009-01-13
1095 Legg Mason Inc		2008-05-14	2009-02-17
885 Legg Mason Inc		2008-07-08	2009-02-17
1280 Legg Mason Inc		2008-07-31	2009-02-17
1420 Brinker Intl Inc		2008-11-05	2009-04-24
4140 Coventry Health Care Inc		2008-10-28	2009-05-01
2600 Chicos Fas Inc		2008-07-01	2009-05-21
2470 Intel Corp		2008-10-30	2009-07-06
70 Avnet Inc		2008-10-30	2009-10-08
835 Halliburton Co Hldg Co		2008-12-01	2009-10-08
365 Transocean Inc New F		2008-12-24	2009-10-19
2610 Brinker Intl Inc		2008-11-05	2009-10-20
800 Omnicare Inc		2007-08-09	2009-01-20
1730 Carters Inc		2007-03-02	2009-03-04
6635 Pacific Sunwear of California		2007-03-02	2009-04-01
4235 Brinker Intl Inc		2007-11-23	2009-04-06
855 Brinker Intl Inc		2007-11-26	2009-04-06
3140 Carters Inc		2007-03-02	2009-04-08
1570 Aspen Insurance HoldingF		2007-02-13	2009-04-24
1225 Brinker Intl Inc		2007-11-26	2009-04-24
2935 Coventry Health Care Inc		2007-02-13	2009-05-01
240 Coventry Health Care Inc		2008-04-30	2009-05-01
115 Bank of America Corp		2006-06-01	2009-05-20
4415 Aspen Insurance HoldingF		2007-02-13	2009-06-22
2245 Chicos Fas Inc		2008-07-01	2009-08-27
635 Endurance Specalty Hldgf		2007-02-13	2009-08-27
1100 Chicos Fas Inc		2008-07-01	2009-09-18
2425 Chicos Fas Inc		2008-07-01	2009-10-08

Form 990PF Part IV - Capital Gains and Losses for Tax on Investment Income - Columns e - h

(e) Gross sales price	(f) Depreciation allowed (or allowable)	(g) Cost or other basis plus expense of sale	(h) Gain or (loss) (e) plus (f) minus (g)
72,020		71,665	355
71,365		71,365	0
33,308		36,336	-3,028
16,345		60,420	-44,075
13,210		35,293	-22,082
19,106		49,975	-30,869
26,121		13,277	12,844
63,530		54,658	8,872
20,739		14,999	5,740
40,335		35,662	4,673
1,728		1,081	646
21,980		13,345	8,635
32,864		17,552	15,312
42,028		24,403	17,625
22,218		27,327	-5,109
28,746		40,751	-12,005
11,635		119,098	-107,462
63,789		100,661	-36,872
12,878		20,139	-7,261
62,266		73,963	-11,697
34,142		42,224	-8,083
22,534		28,854	-6,321
45,039		159,523	-114,484
3,683		10,481	-6,798
77,410		4,173	73,237
100,053		118,739	-18,686
26,716		12,951	13,765
21,413		22,861	-1,449
14,622		6,346	8,276
29,701		13,989	15,712

Form 990PF Part IV - Capital Gains and Losses for Tax on Investment Income - Columns i - l

Complete only for assets showing gain in column (h) and owned by the foundation on 12/31/69			(l) Gains (Col (h) gain minus col (k), but not less than -0-) or Losses (from col (h))
(i) F M V as of 12/31/69	(j) Adjusted basis as of 12/31/69	(k) Excess of col (i) over col (j), if any	
			355
			0
			-3,028
			-44,075
			-22,082
			-30,869
			12,844
			8,872
			5,740
			4,673
			646
			8,635
			15,312
			17,625
			-5,109
			-12,005
			-107,462
			-36,872
			-7,261
			-11,697
			-8,083
			-6,321
			-114,484
			-6,798
			73,237
			-18,686
			13,765
			-1,449
			8,276
			15,712

Form 990PF Part IV - Capital Gains and Losses for Tax on Investment Income - Columns a - d

(a) List and describe the kind(s) of property sold (e g , real estate, 2-story brick warehouse, or common stock, 200 shs MLC Co)	(b) How acquired P—Purchase D—Donation	(c) Date acquired (mo , day, yr)	(d) Date sold (mo , day, yr)
1535 XL Capital Ltd A Shs F		2007-02-13	2009-10-08
4195 Chicos Fas Inc		2008-07-01	2009-11-05
2005 Endurance Specalty Hldgf		2007-02-13	2009-11-13
665 XL Capital Ltd A Shs F		2007-02-13	2009-11-13
2120 XL Capital Ltd A Shs F		2008-04-28	2009-11-13
635 XL Capital Ltd A Shs F		2008-05-14	2009-11-13
1805 Endurance Specalty Hldgf		2007-02-13	2009-11-20
900 Johnson & Johnson		2008-10-16	2009-01-13
1200 Wal Mart Stores Inc		2008-07-22	2009-01-13
1000 AT & T Inc New		2008-01-28	2009-01-15
100 AT & T Inc New		2008-06-30	2009-01-15
1500 Cisco Systems Inc		2008-11-28	2009-01-15
900 United Technologies Corp		2008-05-05	2009-01-16
300 United Technologies Corp		2008-07-22	2009-01-16
400 Wal Mart Stores Inc		2008-07-25	2009-01-20
1000 Conocophillips		2008-12-15	2009-01-23
700 Disney Walt Co		2008-02-20	2009-01-23
800 Disney Walt Co		2008-02-29	2009-01-23
400 General Dynamics Corp[2008-07-28	2009-01-23
300 General Dynamics Corp[2008-08-14	2009-01-23
600 Union Pacific Corp		2008-01-31	2009-01-23
100 Union Pacific Corp		2008-02-06	2009-01-23
2500 Microsoft Corp		2008-12-08	2009-01-28
1100 AT & T Inc New		2008-06-30	2009-02-03
1000 AT & T Inc New		2008-10-16	2009-02-03
300 Disney Walt Co		2008-02-29	2009-02-09
1200 Disney Walt Co		2008-08-11	2009-02-09
1100 Disney Walt Co		2008-08-13	2009-02-09
1700 Cisco Systems Inc		2008-11-28	2009-02-10
100 Cisco Systems Inc		2008-12-04	2009-02-10

Form 990PF Part IV - Capital Gains and Losses for Tax on Investment Income - Columns e - h

(e) Gross sales price	(f) Depreciation allowed (or allowable)	(g) Cost or other basis plus expense of sale	(h) Gain or (loss) (e) plus (f) minus (g)
26,076		111,451	-85,375
51,954		24,200	27,754
72,974		72,184	790
11,881		48,283	-36,402
37,876		60,293	-22,416
11,345		21,858	-10,513
66,275		64,984	1,291
53,195		49,784	3,411
61,021		69,317	-8,297
25,830		35,530	-9,700
2,583		3,478	-895
24,169		23,667	502
45,582		66,033	-20,451
15,194		19,339	-4,145
20,573		23,614	-3,040
47,085		53,020	-5,935
14,359		22,758	-8,399
16,410		26,293	-9,883
21,005		35,528	-14,523
15,753		28,157	-12,404
22,784		36,157	-13,373
3,797		6,320	-2,523
43,178		48,912	-5,733
27,781		38,257	-10,476
25,255		24,788	467
5,702		9,860	-4,158
22,806		37,232	-14,426
20,906		35,203	-14,297
27,145		26,823	323
1,597		1,518	79

Form 990PF Part IV - Capital Gains and Losses for Tax on Investment Income - Columns i - l

Complete only for assets showing gain in column (h) and owned by the foundation on 12/31/69			(l) Gains (Col (h) gain minus col (k), but not less than -0-) or Losses (from col (h))
(i) FM V as of 12/31/69	(j) Adjusted basis as of 12/31/69	(k) Excess of col (i) over col (j), if any	
			-85,375
			27,754
			790
			-36,402
			-22,416
			-10,513
			1,291
			3,411
			-8,297
			-9,700
			-895
			502
			-20,451
			-4,145
			-3,040
			-5,935
			-8,399
			-9,883
			-14,523
			-12,404
			-13,373
			-2,523
			-5,733
			-10,476
			467
			-4,158
			-14,426
			-14,297
			323
			79

Form 990PF Part IV - Capital Gains and Losses for Tax on Investment Income - Columns a - d

(a) List and describe the kind(s) of property sold (e g , real estate, 2-story brick warehouse, or common stock, 200 shs MLC Co)	(b) How acquired P—Purchase D—Donation	(c) Date acquired (mo , day, yr)	(d) Date sold (mo , day, yr)
400 Apple Inc		2008-02-20	2009-02-20
100 Microsoft Corp		2008-12-08	2009-02-20
1300 Microsoft Corp		2008-12-11	2009-02-20
1500 Microsoft Corp		2009-01-07	2009-02-20
1600 United States Steel Corp		2009-02-03	2009-02-27
100 Aetna Inc New		2008-06-04	2009-03-03
400 Johnson & Johnson		2008-10-16	2009-03-04
900 Chubb Corporation		2008-11-03	2009-03-06
600 Goldman Sachs Group Inc		2008-12-22	2009-03-06
1400 MetLife Inc		2008-11-05	2009-03-06
400 MetLife Inc		2008-11-05	2009-03-11
1000 MetLife Inc		2008-12-04	2009-03-11
500 Genentech Inc New		2008-11-04	2009-03-26
100 Johnson & Johnson		2008-10-16	2009-04-15
700 Johnson & Johnson		2008-10-17	2009-04-15
200 Abbott Laboratories		2008-10-07	2009-04-17
400 Abbott Laboratories		2008-10-17	2009-04-17
200 Johnson & Johnson		2008-10-17	2009-04-17
800 Johnson & Johnson		2008-10-22	2009-04-17
500 Johnson & Johnson		2008-11-03	2009-04-17
1600 Merck & Co Inc		2009-03-12	2009-04-22
1800 Intel Corp		2009-03-09	2009-04-24
500 Merck & Co Inc		2009-03-12	2009-04-24
1600 Merck & Co Inc		2009-03-13	2009-04-24
500 Genzyme Corporation		2008-09-15	2009-04-29
300 Genzyme Corporation		2008-09-15	2009-04-30
800 Aetna Inc New		2008-06-04	2009-05-01
700 Aetna Inc New		2008-06-11	2009-05-01
200 Aetna Inc New		2008-06-11	2009-05-05
800 Aetna Inc New		2008-12-19	2009-05-05

Form 990PF Part IV - Capital Gains and Losses for Tax on Investment Income - Columns e - h

(e) Gross sales price	(f) Depreciation allowed (or allowable)	(g) Cost or other basis plus expense of sale	(h) Gain or (loss) (e) plus (f) minus (g)
38,011		51,377	-13,365
1,815		1,956	-142
23,591		26,972	-3,382
27,220		30,220	-3,000
33,831		52,705	-18,874
2,396		4,683	-2,287
20,338		24,370	-4,032
32,955		43,686	-10,730
49,486		45,252	4,234
19,687		46,660	-26,972
4,822		13,331	-8,510
12,055		26,101	-14,046
47,490		41,506	5,984
5,128		6,092	-965
35,894		45,211	-9,317
8,850		11,866	-3,017
17,699		22,260	-4,560
10,329		12,917	-2,589
41,315		51,371	-10,056
25,822		30,946	-5,124
41,284		33,111	8,173
27,482		22,953	4,529
11,831		10,347	1,484
37,860		35,075	2,785
26,926		39,914	-12,989
16,271		23,949	-7,678
17,725		37,466	-19,740
15,510		32,624	-17,114
4,558		9,321	-4,763
18,231		19,501	-1,270

Form 990PF Part IV - Capital Gains and Losses for Tax on Investment Income - Columns i - l

Complete only for assets showing gain in column (h) and owned by the foundation on 12/31/69			(l) Gains (Col (h) gain minus col (k), but not less than -0-) or Losses (from col (h))
(i) FMV as of 12/31/69	(j) Adjusted basis as of 12/31/69	(k) Excess of col (i) over col (j), if any	
			-13,365
			-142
			-3,382
			-3,000
			-18,874
			-2,287
			-4,032
			-10,730
			4,234
			-26,972
			-8,510
			-14,046
			5,984
			-965
			-9,317
			-3,017
			-4,560
			-2,589
			-10,056
			-5,124
			8,173
			4,529
			1,484
			2,785
			-12,989
			-7,678
			-19,740
			-17,114
			-4,763
			-1,270

Form 990PF Part IV - Capital Gains and Losses for Tax on Investment Income - Columns a - d

(a) List and describe the kind(s) of property sold (e g , real estate, 2-story brick warehouse, or common stock, 200 shs MLC Co)	(b) How acquired P—Purchase D—Donation	(c) Date acquired (mo , day, yr)	(d) Date sold (mo , day, yr)
1100 Aetna Inc New		2008-12-23	2009-05-05
200 Chubb Corporation		2008-11-03	2009-05-05
600 Chubb Corporation		2008-12-04	2009-05-05
400 Chubb Corporation		2008-12-19	2009-05-05
700 Chevron Corporation		2008-12-15	2009-05-07
700 Chevron Corporation		2008-12-16	2009-05-07
300 Chevron Corporation		2009-04-07	2009-05-07
1400 MetLife Inc		2008-12-04	2009-05-07
300 MetLife Inc		2009-02-02	2009-05-07
400 AT & T Inc New		2008-10-16	2009-05-11
1100 AT & T Inc New		2008-10-17	2009-05-11
100 AT & T Inc New		2008-11-28	2009-05-11
700 ACE Limited New		2008-08-04	2009-05-11
1000 Capital One Financial		2009-04-16	2009-05-13
394 C V S Caremark Corp		2008-06-10	2009-05-29
600 Gilead Sciences Inc		2009-02-03	2009-05-29
600 Medco Health Solutions		2008-07-01	2009-05-29
1100 AT & T Inc New		2008-11-28	2009-06-12
300 AT & T Inc New		2008-12-02	2009-06-12
700 ACE Limited New		2008-08-04	2009-06-12
200 Wal Mart Stores Inc		2008-07-25	2009-06-12
600 Wal Mart Stores Inc		2008-08-04	2009-06-12
700 AT & T Inc New		2008-12-02	2009-06-23
1500 AT & T Inc New		2009-03-03	2009-06-23
700 ACE Limited New		2008-08-04	2009-06-23
100 Goldman Sachs Group Inc		2008-12-22	2009-06-23
200 Goldman Sachs Group Inc		2008-12-23	2009-06-23
500 Union Pacific Corp		2008-11-06	2009-06-23
100 Union Pacific Corp		2008-12-04	2009-06-23
700 Celgene Corp		2009-02-26	2009-07-13

Form 990PF Part IV - Capital Gains and Losses for Tax on Investment Income - Columns e - h

(e) Gross sales price	(f) Depreciation allowed (or allowable)	(g) Cost or other basis plus expense of sale	(h) Gain or (loss) (e) plus (f) minus (g)
25,068		28,430	-3,362
7,947		9,708	-1,761
23,841		27,890	-4,049
15,894		20,003	-4,109
46,561		54,168	-7,607
46,561		56,402	-9,841
19,955		21,204	-1,250
38,729		36,541	2,188
8,299		9,630	-1,331
10,553		9,915	638
29,022		29,792	-770
2,638		2,700	-62
30,820		35,266	-4,446
30,358		18,253	12,105
11,762		17,337	-5,575
25,357		30,456	-5,099
27,272		27,968	-697
26,549		29,704	-3,155
7,241		8,547	-1,307
32,299		35,266	-2,967
10,158		11,807	-1,649
30,474		35,079	-4,605
16,941		19,944	-3,003
36,301		36,250	51
29,838		35,266	-5,429
14,326		7,542	6,784
28,653		15,953	12,700
25,463		32,195	-6,731
5,093		4,719	373
32,110		36,906	-4,795

Form 990PF Part IV - Capital Gains and Losses for Tax on Investment Income - Columns i - l

Complete only for assets showing gain in column (h) and owned by the foundation on 12/31/69			(l) Gains (Col (h) gain minus col (k), but not less than -0-) or Losses (from col (h))
(i) FM V as of 12/31/69	(j) Adjusted basis as of 12/31/69	(k) Excess of col (i) over col (j), if any	
			-3,362
			-1,761
			-4,049
			-4,109
			-7,607
			-9,841
			-1,250
			2,188
			-1,331
			638
			-770
			-62
			-4,446
			12,105
			-5,575
			-5,099
			-697
			-3,155
			-1,307
			-2,967
			-1,649
			-4,605
			-3,003
			51
			-5,429
			6,784
			12,700
			-6,731
			373
			-4,795

Form 990PF Part IV - Capital Gains and Losses for Tax on Investment Income - Columns a - d

(a) List and describe the kind(s) of property sold (e g , real estate, 2-story brick warehouse, or common stock, 200 shs MLC Co)	(b) How acquired P—Purchase D—Donation	(c) Date acquired (mo , day, yr)	(d) Date sold (mo , day, yr)
100 Goldman Sachs Group Inc		2008-12-23	2009-07-13
200 Goldman Sachs Group Inc		2009-01-07	2009-07-13
900 Occidental Pete Corp		2008-12-15	2009-07-13
2300 Bank of America Corp		2009-05-05	2009-07-23
1800 Microsoft Corp		2009-03-13	2009-07-29
700 Transocean Inc New F		2009-04-07	2009-08-04
1100 Wellpoint Inc		2009-06-24	2009-08-04
900 Target Corporation		2008-12-08	2009-08-14
2100 Wells Fargo & Co New		2009-05-07	2009-08-14
200 Wells Fargo & Co New		2009-05-13	2009-08-14
100 Genzyme Corporation		2008-09-15	2009-09-11
400 Genzyme Corporation		2008-09-17	2009-09-11
300 Genzyme Corporation		2008-10-16	2009-09-11
900 Disney Walt Co		2008-11-28	2009-09-14
100 Genzyme Corporation		2008-10-16	2009-09-14
600 Genzyme Corporation		2008-10-31	2009-09-14
500 ACE Limited New		2008-10-15	2009-09-17
400 ACE Limited New		2008-10-15	2009-09-22
500 Yum Brands Inc		2009-05-11	2009-09-22
500 Research In Motion Ltd F		2009-05-05	2009-09-30
300 Research In Motion Ltd F		2009-05-05	2009-10-05
300 Research In Motion Ltd F		2009-05-29	2009-10-05
500 Research In Motion Ltd F		2009-07-28	2009-10-05
100 Wellpoint Inc		2009-06-24	2009-10-06
400 Wellpoint Inc		2009-07-07	2009-10-06
300 Yum Brands Inc		2009-05-11	2009-10-13
900 Yum Brands Inc		2009-07-08	2009-10-13
800 Yum Brands Inc		2009-08-17	2009-10-13
100 Wellpoint Inc		2009-07-07	2009-10-14
500 Wellpoint Inc		2009-07-10	2009-10-14

Form 990PF Part IV - Capital Gains and Losses for Tax on Investment Income - Columns e - h

(e) Gross sales price	(f) Depreciation allowed (or allowable)	(g) Cost or other basis plus expense of sale	(h) Gain or (loss) (e) plus (f) minus (g)
13,773		7,977	5,796
27,545		17,361	10,184
53,094		49,999	3,095
28,011		21,049	6,962
41,919		29,040	12,880
55,141		44,065	11,076
57,392		56,586	807
38,149		29,577	8,572
57,002		49,993	7,009
5,429		4,425	1,004
5,554		7,983	-2,429
22,217		32,047	-9,830
16,663		19,427	-2,765
24,103		19,490	4,613
5,551		6,476	-924
33,308		42,265	-8,957
25,304		22,745	2,559
20,437		18,196	2,241
17,082		17,437	-355
35,039		34,429	610
20,442		20,657	-215
20,442		23,011	-2,569
34,070		38,051	-3,981
4,706		5,144	-438
18,826		20,619	-1,794
10,456		10,462	-6
31,369		31,100	269
27,884		28,481	-597
4,435		5,155	-720
22,175		25,857	-3,682

Form 990PF Part IV - Capital Gains and Losses for Tax on Investment Income - Columns i - l

Complete only for assets showing gain in column (h) and owned by the foundation on 12/31/69			(l) Gains (Col (h) gain minus col (k), but not less than -0-) or Losses (from col (h))
(i) FM V as of 12/31/69	(j) Adjusted basis as of 12/31/69	(k) Excess of col (i) over col (j), if any	
			5,796
			10,184
			3,095
			6,962
			12,880
			11,076
			807
			8,572
			7,009
			1,004
			-2,429
			-9,830
			-2,765
			4,613
			-924
			-8,957
			2,559
			2,241
			-355
			610
			-215
			-2,569
			-3,981
			-438
			-1,794
			-6
			269
			-597
			-720
			-3,682

Form 990PF Part IV - Capital Gains and Losses for Tax on Investment Income - Columns a - d

(a) List and describe the kind(s) of property sold (e g , real estate, 2-story brick warehouse, or common stock, 200 shs MLC Co)	(b) How acquired P—Purchase D—Donation	(c) Date acquired (mo , day, yr)	(d) Date sold (mo , day, yr)
800 Wellpoint Inc		2009-07-28	2009-10-14
500 AT & T Inc New		2009-03-03	2009-10-27
2100 AT & T Inc New		2009-03-20	2009-10-27
1000 Amgen Incorporated		2009-08-04	2009-10-27
2300 Allstate Corporation		2009-04-16	2009-10-29
1100 MetLife Inc		2009-02-02	2009-10-30
900 MetLife Inc		2009-03-03	2009-10-30
1200 State Street Corp		2009-09-15	2009-11-19
700 Target Corporation		2008-12-08	2009-11-27
100 Target Corporation		2009-03-26	2009-11-27
800 ACE Limited New		2009-03-03	2009-12-01
1800 Intel Corp		2009-03-09	2009-12-01
1600 Intel Corp		2009-03-13	2009-12-01
2900 Weatherford Intl Ltd F		2009-06-12	2009-12-01
3900 Yahoo Inc		2009-10-02	2009-12-01
700 Target Corporation		2009-03-26	2009-12-04
800 Target Corporation		2009-03-26	2009-12-09
700 Target Corporation		2009-04-07	2009-12-09
700 Target Corporation		2009-04-15	2009-12-09
1500 Vale SA		2009-03-03	2009-12-09
800 Freeport McMoran Copper		2009-02-03	2009-12-16
400 Occidental Pete Corp		2009-01-09	2009-12-16
1300 Qualcomm Inc		2009-08-26	2009-12-16
400 Gilead Sciences Inc		2009-02-03	2009-12-23
900 Gilead Sciences Inc		2009-02-27	2009-12-23
400 Gilead Sciences Inc		2009-03-13	2009-12-23
1300 Vale SA		2009-03-03	2009-12-23
1100 AT & T Inc New		2007-12-12	2009-01-13
500 Mc Donalds Corp		2007-04-11	2009-01-13
700 Philip Morris		2007-02-12	2009-01-13

Form 990PF Part IV - Capital Gains and Losses for Tax on Investment Income - Columns e - h

(e) Gross sales price	(f) Depreciation allowed (or allowable)	(g) Cost or other basis plus expense of sale	(h) Gain or (loss) (e) plus (f) minus (g)
35,481		40,944	-5,463
13,097		12,083	1,014
55,009		50,994	4,015
57,046		63,915	-6,869
69,797		54,023	15,774
38,741		35,310	3,432
31,698		21,216	10,482
48,779		63,536	-14,757
33,088		23,005	10,083
4,727		3,248	1,479
39,857		31,704	8,153
35,004		22,953	12,052
31,115		21,534	9,581
46,999		61,493	-14,494
59,344		67,249	-7,905
32,982		22,736	10,246
36,538		25,984	10,554
31,971		25,697	6,273
31,971		27,823	4,148
42,175		20,127	22,048
61,427		21,522	39,905
30,383		24,792	5,591
58,205		61,563	-3,359
17,155		20,304	-3,148
38,600		45,334	-6,734
17,155		17,699	-544
35,913		17,443	18,470
29,978		46,173	-16,195
29,965		23,307	6,658
29,672		31,810	-2,138

Form 990PF Part IV - Capital Gains and Losses for Tax on Investment Income - Columns i - l

Complete only for assets showing gain in column (h) and owned by the foundation on 12/31/69			(l) Gains (Col (h) gain minus col (k), but not less than -0-) or Losses (from col (h))
(i) FM V as of 12/31/69	(j) Adjusted basis as of 12/31/69	(k) Excess of col (i) over col (j), if any	
			-5,463
			1,014
			4,015
			-6,869
			15,774
			3,432
			10,482
			-14,757
			10,083
			1,479
			8,153
			12,052
			9,581
			-14,494
			-7,905
			10,246
			10,554
			6,273
			4,148
			22,048
			39,905
			5,591
			-3,359
			-3,148
			-6,734
			-544
			18,470
			-16,195
			6,658
			-2,138

Form 990PF Part IV - Capital Gains and Losses for Tax on Investment Income - Columns a - d

(a) List and describe the kind(s) of property sold (e g , real estate, 2-story brick warehouse, or common stock, 200 shs MLC Co)	(b) How acquired P—Purchase D—Donation	(c) Date acquired (mo , day, yr)	(d) Date sold (mo , day, yr)
1200 AT & T Inc New		2007-12-12	2009-01-15
106 C V S Caremark Corp		2007-03-23	2009-01-15
1094 C V S Caremark Corp		2007-04-03	2009-01-15
6 C V S Caremark Corp		2007-04-03	2009-01-20
900 C V S Caremark Corp		2007-05-01	2009-01-20
394 C V S Caremark Corp		2007-08-08	2009-01-20
200 General Dynamics Corp[2007-12-06	2009-01-23
500 Hewlett-Packard Company		2007-07-17	2009-02-24
800 Hewlett-Packard Company		2007-12-04	2009-02-24
600 Intl Business Machines		2008-01-30	2009-02-24
400 Hewlett-Packard Company		2007-12-04	2009-02-26
300 Hewlett-Packard Company		2008-01-30	2009-02-26
200 Intl Business Machines		2008-01-30	2009-02-26
200 Abbott Laboratories		2007-02-12	2009-03-03
700 Abbott Laboratories		2007-03-05	2009-03-03
1100 Aetna Inc New		2007-12-06	2009-03-03
700 Aetna Inc New		2008-01-11	2009-03-03
500 Medco Health Solutions		2007-02-21	2009-03-03
800 Medco Health Solutions		2007-03-06	2009-03-03
300 Medco Health Solutions		2007-03-08	2009-03-03
600 Abbott Laboratories		2007-03-20	2009-03-04
600 Medco Health Solutions		2007-03-08	2009-03-04
100 Abbott Laboratories		2007-03-20	2009-04-07
500 Abbott Laboratories		2007-08-07	2009-04-07
200 Abbott Laboratories		2007-08-07	2009-04-15
700 Abbott Laboratories		2007-08-08	2009-04-15
100 Abbott Laboratories		2008-01-10	2009-04-15
600 Abbott Laboratories		2008-01-10	2009-04-17
600 Mc Donalds Corp		2007-04-11	2009-04-24
500 Mc Donalds Corp		2007-04-11	2009-05-11

Form 990PF Part IV - Capital Gains and Losses for Tax on Investment Income - Columns e - h

(e) Gross sales price	(f) Depreciation allowed (or allowable)	(g) Cost or other basis plus expense of sale	(h) Gain or (loss) (e) plus (f) minus (g)
30,996		50,371	-19,375
2,649		3,628	-979
27,338		37,707	-10,369
157		207	-50
23,577		33,344	-9,768
10,321		15,252	-4,930
10,502		18,596	-8,093
15,693		23,792	-8,099
25,109		40,660	-15,551
53,291		63,238	-9,948
11,763		20,330	-8,567
8,823		13,257	-4,435
16,994		21,079	-4,085
10,635		10,497	138
37,223		38,370	-1,147
26,361		63,332	-36,971
16,775		41,258	-24,483
20,904		16,861	4,043
33,446		27,458	5,989
12,542		10,335	2,207
29,004		32,395	-3,391
24,729		20,671	4,058
4,595		5,399	-804
22,973		26,923	-3,949
8,680		10,769	-2,090
30,378		38,908	-8,530
4,340		5,707	-1,368
26,549		34,244	-7,695
33,365		27,968	5,397
27,103		23,307	3,796

Form 990PF Part IV - Capital Gains and Losses for Tax on Investment Income - Columns i - l

Complete only for assets showing gain in column (h) and owned by the foundation on 12/31/69			(l) Gains (Col (h) gain minus col (k), but not less than -0-) or Losses (from col (h))
(i) FM V as of 12/31/69	(j) Adjusted basis as of 12/31/69	(k) Excess of col (i) over col (j), if any	
			-19,375
			-979
			-10,369
			-50
			-9,768
			-4,930
			-8,093
			-8,099
			-15,551
			-9,948
			-8,567
			-4,435
			-4,085
			138
			-1,147
			-36,971
			-24,483
			4,043
			5,989
			2,207
			-3,391
			4,058
			-804
			-3,949
			-2,090
			-8,530
			-1,368
			-7,695
			5,397
			3,796

Form 990PF Part IV - Capital Gains and Losses for Tax on Investment Income - Columns a - d

(a) List and describe the kind(s) of property sold (e g , real estate, 2-story brick warehouse, or common stock, 200 shs MLC Co)	(b) How acquired P—Purchase D—Donation	(c) Date acquired (mo , day, yr)	(d) Date sold (mo , day, yr)
606 C V S Caremark Corp		2007-08-08	2009-05-29
100 Medco Health Solutions		2007-03-08	2009-05-29
500 Union Pacific Corp		2008-02-06	2009-06-23
700 Mc Donalds Corp		2007-04-13	2009-08-03
100 Wal Mart Stores Inc		2008-08-04	2009-08-14
600 Wal Mart Stores Inc		2008-08-08	2009-08-14
100 Mc Donalds Corp		2007-04-13	2009-09-14
400 Mc Donalds Corp		2008-07-14	2009-09-14
200 Mc Donalds Corp		2008-07-14	2009-09-15
900 Mc Donalds Corp		2008-09-05	2009-09-15
600 Wal Mart Stores Inc		2008-08-08	2009-09-15
100 ACE Limited New		2008-08-04	2009-09-17
806 C V S Caremark Corp		2008-06-10	2009-09-22
194 C V S Caremark Corp		2008-07-14	2009-09-22
200 Apple Inc		2008-02-20	2009-10-21
100 Apple Inc		2008-03-31	2009-10-21
400 C V S Caremark Corp		2008-07-14	2009-11-10
500 Wal Mart Stores Inc		2008-08-08	2009-11-16
800 Wal Mart Stores Inc		2008-09-11	2009-11-16
506 C V S Caremark Corp		2008-07-14	2009-11-19
1800 C V S Caremark Corp		2008-11-04	2009-11-19
500 ACE Limited New		2008-11-03	2009-12-01
100 Occidental Pete Corp		2008-12-15	2009-12-16
100 Philip Morris		2007-02-12	2009-12-16
800 Philip Morris		2007-04-05	2009-12-16
500 Philip Morris		2008-02-04	2009-12-16
200 Philip Morris		2008-07-14	2009-12-16
Capital Gains Dividends	P		


Form 990PF Part IV - Capital Gains and Losses for Tax on Investment Income - Columns e - h

(e) Gross sales price	(f) Depreciation allowed (or allowable)	(g) Cost or other basis plus expense of sale	(h) Gain or (loss) (e) plus (f) minus (g)
18,090		23,458	-5,368
4,545		3,445	1,100
25,463		31,600	-6,137
39,477		33,355	6,122
5,027		5,847	-820
30,159		35,911	-5,751
5,501		4,765	736
22,006		23,520	-1,514
10,963		11,760	-797
49,333		57,271	-7,938
30,516		35,911	-5,395
5,061		5,038	23
29,610		35,466	-5,856
7,127		7,543	-416
37,758		25,688	12,070
18,879		14,409	4,471
11,459		15,553	-4,094
26,142		29,926	-3,784
41,827		48,995	-7,168
15,384		19,675	-4,291
54,724		52,184	2,540
24,911		27,992	-3,081
7,596		5,555	2,040
4,882		4,544	338
39,055		38,048	1,007
24,409		26,604	-2,194
9,765		10,723	-962
84,118			84,118

Form 990PF Part IV - Capital Gains and Losses for Tax on Investment Income - Columns i - l

Complete only for assets showing gain in column (h) and owned by the foundation on 12/31/69			(l) Gains (Col (h) gain minus col (k), but not less than -0-) or Losses (from col (h))
(i) FM V as of 12/31/69	(j) Adjusted basis as of 12/31/69	(k) Excess of col (i) over col (j), if any	
			-5,368
			1,100
			-6,137
			6,122
			-820
			-5,751
			736
			-1,514
			-797
			-7,938
			-5,395
			23
			-5,856
			-416
			12,070
			4,471
			-4,094
			-3,784
			-7,168
			-4,291
			2,540
			-3,081
			2,040
			338
			1,007
			-2,194
			-962
			84,118

Form 990PF Part XV Line 3 - Grants and Contributions Paid During the Year or Approved for Future Payment

Recipient	If recipient is an individual, show any relationship to any foundation manager or substantial contributor	Foundation status of recipient	Purpose of grant or contribution	Amount
Name and address (home or business)				
a Paid during the year				
HENRY STREET SETTLEMENT265 HENRY STREET New York, NY 10002	NONE	501(C)(3)	GENERAL PROGRAM SUPPORT	50,500
BALTIMORE MUSEUM OF ART10 ART MUSEUM DRIVE BALTIMORE, MD 21218	NONE	501(C)(3)	GENERAL PROGRAM SUPPORT	1,200
BAVARIAN PEOPLES TRUST-MUNICH FDNRESODEMZESTRASSE 27/VII MUNICH 80333 GM	NONE	FOREIGN IRC SEC 501(FUNDING OF EDUCATIONAL AND RESEARCH PROGRAMS	150,000
BRONX MUSEUM FOR THE ARTS 1040 GRAND CONCOURSE BRONX, NY 10456	NONE	501(C)(3)	EDUCATION PROGRAM	25,000
CHRISTADORA1 East 53rd Street Suite 1401 New York, NY 100224200	NONE	501(C)(3)	ENVIRONMENTAL LEADERSHIP PROGRAM	30,000
COOPER-HEWITT NATIONAL DESIGN2 EAST 91ST STREET NEW YORK, NY 10128	NONE	501(C)(3)	GENERAL PROGRAM SUPPORT	2,500
DRAWING CENTER35 WOOSTER STREET NEW YORK, NY 10013	NONE	501(C)(3)	GENERAL PROGRAM SUPPORT	1,000
FRACTURED ATLAS248 W 35TH STREET NEW YORK, NY 10001	NONE	501(C)(3)	GENERAL PROGRAM SUPPORT	30,000
GUGGENHEIM MUSEUM1071 FIFTH AVENUE NEW YORK, NY 10128	NONE	501(C)(3)	GENERAL PROGRAM SUPPORT	1,000
INTERNATIONAL FOUNDATION FOR ART RESEARCH500 FIFTH AVENUE NEW YORK, NY 10110	NONE	501(C)(3)	IFAR MAGAZINE	25,000
METROPOLITAN OPERALINCOLN CENTER NEW YORK, NY 10023	NONE	501(C)(3)	GENERAL PROGRAM SUPPORT	30,000
MUSEUM OF MODERN ART11 WEST 53RD STREET NEW YORK, NY 10019	NONE	501(C)(3)	GENERAL PROGRAM SUPPORT	5,000
MUSEUM OF THE CITY OF NEW YORK1220 FIFTH AVENUE NEW YORK, NY 10029	NONE	501(C)(3)	TOWARD THE PARIS/ NEW YORK EXHIBITION	5,000
NATIONAL GALLERY OF ART6TH STREET CONSTITUTIONAL AVE NW WASHINGTON, DC 20004	NONE	501(C)(3)	GENERAL PROGRAM SUPPORT	1,000
PHILADELPHIA MUSEUM OF ARTPO BOX 7646 PHILADELPHIA, PA 19101	NONE	501(C)(3)	GENERAL PROGRAM SUPPORT	15,000
Total  3a				1,238,851


Form 990PF Part XV Line 3 - Grants and Contributions Paid During the Year or Approved for Future Payment

Recipient	If recipient is an individual, show any relationship to any foundation manager or substantial contributor	Foundation status of recipient	Purpose of grant or contribution	Amount
Name and address (home or business)				
a Paid during the year				
PHILADELPHIA MUSEUM OF ARTPO BOX 7646 PHILADELPHIA,PA 19101	NONE	501(C)(3)	FOR COLLECTION	1,000
SKOWHEGAN SCHOOL OF PAINTING AND SCULPTURE200 PARK AVENUE SOUTH NEW YORK,NY 10003	NONE	501(C)(3)	FELLOWSHIP FOR YOUNG ARTISTS	10,000
SOK SABAY ASSOCIATIONPO BOX 427 PHNOM PENH 12000 CB	NONE	IRC SEC 509 (A)(2)	GENERAL PROGRAM SUPPORT	22,100
STUDIO IN A SCHOOL410 W 59TH STREET NEW YORK,NY 10019	NONE	501(C)(3)	TANA MATISSE MATERIAL FUND	30,000
WADSWORTH ATHENEUM MUSEUM OF ART600 MAIN STREET HARTFORD,CT 06103	NONE	501(C)(3)	GENERAL PROGRAM SUPPORT	1,000
WHITNEY MUSEUM OF ART945 MADISON AVENUE NEW YORK,NY 10021	NONE	501(C)(3)	CALDER RESTORATION	1,000
YOUNG AUDIENCES NEW YORK115 EAST 92ND STREET NEW YORK,NY 10128	NONE	501(C)(3)	ART RESIDENCIES FOR 4 SCHOOLS	25,000
3RD STREET MUSIC SCHOOL235 East 11th Street New York,NY 10003	NONE	501(C)(3)	GENERAL PROGRAM SUPPORT	20,000
ALVIN AILEY DANCE FOUNDATION INC405 W 55TH STREET NEW YORK,NY 10019	NONE	501(C)(3)	GENERAL PROGRAM SUPPORT	30,000
BRONX CHARTER SCHOOL FOR THE ARTS950 LONGFELLOW AVENUE BRONX,NY 10474	NONE	501(C)(3)	GENERAL PROGRAM SUPPORT	20,000
CELEBRITY SERIES OF BOSTON20 PARK PLAZA STE 302 BOSTON,MA 02116	NONE	501(C)(3)	GENERAL PROGRAM SUPPORT	15,000
CENTER FOR CURATORIAL LEADERSHIP174 East 80th Street NEW YORK,NY 10075	NONE	501(C)(3)	GENERAL PROGRAM SUPPORT	100,000
CREATIVE CLASSROOMS81 CHESTER ROAD RAYMOND,NH 03077	NONE	501(C)(3)	AFTER SCHOOL ARTS PROGRAM	52,666
EZRA JACK KEATS FOUNDATION 450 14TH STREET BROOKLYN,NY 11215	NONE	501(C)(3)	BOOK MAKING PROGRAM	13,000
HIGH 5 FOR THE ARTS820 8TH AVENUE STE 321 NEW YORK,NY 10018	NONE	501(C)(3)	TRAK PROGRAM	35,000
Total 3a				1,238,851


Form 990PF Part XV Line 3 - Grants and Contributions Paid During the Year or Approved for Future Payment

Recipient	If recipient is an individual, show any relationship to any foundation manager or substantial contributor	Foundation status of recipient	Purpose of grant or contribution	Amount
Name and address (home or business)				
a Paid during the year				
FIFA MUSE FILM & TELEVISION1 East 53rd Street Suite 1401 NEW YORK,NY 10022	NONE	501(C)(3)	INTERNATIONAL FILM ON ART FESTIVAL	50,000
NEW YORK STUDIO SCHOOL8 WEST 8TH STREET NEW YORK,NY 10011	NONE	501(C)(3)	SUPPORT LECTURE SERIES	50,000
PATRONS PROGRAM- ADOPT A SCHOOL1011 First Avenue Suite 1400 New York,NY 10022	NONE	501(C)(3)	FOR TEACHER'S SALARY	32,635
STUDIO MUSEUM IN HARLEM144 WEST 125TH STREET NEW YORK,NY 10027	NONE	501(C)(3)	GENERAL PROGRAM SUPPORT	55,000
VOLUNTEER LAWYERS FOR THE ARTS1 East 53rd Street Suite 1401 NEW YORK,NY 10022	NONE	501(C)(3)	GENERAL PROGRAM SUPPORT	15,000
YOUNG AUDIENCES NEW YORK115 EAST 92ND STREET NEW YORK,NY 10128	NONE	501(C)(3)	ART RESIDENCIES FOR 4 SCHOOLS	37,000
BROOKLYN ACADEMY OF MUSIC30 LAFAYETTE AVENUE BROOKLYN,NY 11217	NONE	501(C)(3)	EDUCATION PROGRAM	50,000
DREAMYARD1085 WASHINGTON AVENUE BRONX,NY 10456	NONE	501(C)(3)	BRONX ARTS LEARNING COMMUNITY	25,000
MORGAN LIBRARY225 MADISON AVENUE New York,NY 10016	NONE	501(C)(3)	MODERN ART CURATORSHIP	80,000
GRANT FOR DISTRIBUTION OF BOOK1 EAST 53RD STREET New York,NY 10022	NONE	501(C)(3)	PRODUCTION OF BOOK FOR DISTRIBUTION	35,000
FLORENCE GRISWOLD MUSEUM96 LYME STREET OLD LYME,CT 06371	NONE	501(C)(3)	GENERAL PROGRAM SUPPORT	5,000
FRICK COLLECTION1 EAST 70TH STREET New York,NY 10021	NONE	501(C)(3)	GENERAL PROGRAM SUPPORT	35,000
UMMS FOUNDATION110 SOUTH PACA STREET BALTIMORE,MD 21201	NONE	501(C)(3)	MEDICAL RESEARCH	5,000
ARTISTS COLLECTIVE FOR SOCIAL CHANGE44 BERGEN STREET ENGLEWOOD,NJ 07631	NONE	501(C)(3)	PAK PROGRAMS	7,500
GRANTMAKERS IN THE ARTS4055 21st Avenue West Suite 100 SEATTLE,WA 98119	NONE	501(C)(3)	gENERAL PROGRAM SUPPORT	1,400
Total  3a				1,238,851

Form 990PF Part XV Line 3 - Grants and Contributions Paid During the Year or Approved for Future Payment

Recipient	If recipient is an individual, show any relationship to any foundation manager or substantial contributor	Foundation status of recipient	Purpose of grant or contribution	Amount
Name and address (home or business)				
a Paid during the year				
NORTON SIMON MUSEUM411 WEST COLORADO BLVD PASADENA,CA 91105	NONE	501(C)(3)	gGENERAL PROGRAM SUPPORT	1,000
CLINICLOWNSPO Box 1565 3800 BN Amersfoort NL	NONE	FOREIGN IRC SEC 501(GENERAL PROGRAM SUPPORT	3,000
SO ZIALPROJECTE P GEORG SPORSCHILLHochstettergasse 6 A-1020 VIENNA AU	NONE	FOREIGN IRC SEC 501(GENERAL PROGRAM SUPPORT	3,000
NONPROFIT COORDINATING COMMITTEE OF NY1350 Broadway Suite 1801 New York,NY 10018	NONE	501(C)(3)	GENERAL PROGRAM SUPPORT	300
WILLIAM S PALEY FOUNDATION C/O Bencivenga Ward Company Cpas VALHALLA,NY 10595	NONE	501(C)(3)	GENERAL PROGRAM SUPPORT	50
Total  3a				1,238,851

Form 990PF Part XV Line 3b - Grants and Contributions Approved for Future Payment

Recipient	If recipient is an individual, show any relationship to any foundation manager or substantial contributor	Foundation status of recipient	Purpose of grant or contribution	Amount
Name and address (home or business)				
b <i>Approved for future payment</i>				
ALVIN AILEY DANCE FOUNDATION INC405 W 55TH STREET New York, NY 10019	NONE	501(C)(3)	GENERAL PROGRAM SUPPORT	15,000
BROOKLYN ACADEMY OF MUSIC30 LAFAYETTE AVENUE BROOKLYN, NY 11217	NONE	501(C)(3)	EDUCATION PROGRAM	100,000
CENTER FOR CURATORIAL LEADERSHIP174 East 80th Street New York, NY 10075	NONE	501(C)(3)	GENERAL PROGRAM SUPPORT	50,000
CHRISTADORA1 East 53rd Street Suite 1401 New York, NY 10022	nONE	501(C)(3)	enVIRONMENTAL LEADERSHIP PROGRAM	30,000
CREATIVE CLASSROOMS81 CHESTER ROAD RAYMOND, NH 03077	nONE	501(C)(3)	aFTER SCHOOL ARTS PROGRAM	58,172
DREAMYARD1085 WASHINGTON AVENUE BRONX, NY 10456	NONE	501(C)(3)	BRONX ARTS LEARNING COMMUNITY	50,000
EZRA JACK KEATS FOUNDATION 450 14TH STREET BROOKLYN, NY 11215	NONE	501(C)(3)	BOOK MAKING PROGRAM	13,000
UMMS FOUNDATION110 SOUTH PACA STREET BALTIMORE, MD 21201	NONE	501(C)(3)	GENERAL PROGRAM SUPPORT	10,000
YOUNG AUDIENCES NEW YORK115 EAST 92ND STREET New York, NY 10128	NONE	501(C)(3)	ART RESIDENCIES FOR 4 SCHOOLS	18,500
Total  3b				344,672

TY 2009 Accounting Fees Schedule

Name: THE PIERRE & TANA MATISSE FOUNDATION INC

EIN: 13-3838457

Category	Amount	Net Investment Income	Adjusted Net Income	Disbursements for Charitable Purposes
COOPERSMITH, SIMON & VOGEL	21,185	16,948		4,237

Note: To capture the full content of this document, please select landscape mode (11" x 8.5") when printing.

TY 2009 Depreciation Schedule

Name: THE PIERRE & TANA MATISSE FOUNDATION INC
EIN: 13-3838457

Description of Property	Date Acquired	Cost or Other Basis	Prior Years' Depreciation	Computation Method	Rate / Life (# of years)	Current Year's Depreciation Expense	Net Investment Income	Adjusted Net Income	Cost of Goods Sold Not Included
COMPUTER EQUIPMENT	2003-06-30	8,180	8,180	SL	5 0000000000000	0	0		
LEASEHOLD IMPROVEMENTS	2008-06-30	38,005	487	SL	39 0000000000000	974	0		
LEASEHOLD IMPROVEMENTS	2009-06-30	104,678		SL	39 0000000000000	1,342	0		
FURNITURE AND FIXTURES	2009-06-30	40,710		SL	7 0000000000000	2,908	0		
TELEPHONE EQUIPMENT	2009-06-30	3,871		SL	7 0000000000000	277	0		
WEBSITE	2009-06-30	2,500		SL	3 0000000000000	417	0		
FURNITURE AND FIXTURES	2006-06-30	4,238		SL	7 0000000000000	2,121	0		

**TY 2009 Investments Corporate
Bonds Schedule**

Name: THE PIERRE & TANA MATISSE FOUNDATION INC
EIN: 13-3838457

Name of Bond	End of Year Book Value	End of Year Fair Market Value
SMH CAPITAL	5,178,456	5,189,114

**TY 2009 Investments Corporate
Stock Schedule****Name:** THE PIERRE & TANA MATISSE FOUNDATION INC**EIN:** 13-3838457

Name of Stock	End of Year Book Value	End of Year Fair Market Value
PTMF HOLDINGS INC	4,405,000	5,649,700
ADVISORY RESEARCH	3,392,879	3,393,710
SNOW CAPITAL	4,866,604	4,535,572
ATALANTA SOSNOFF	5,207,586	6,728,386

TY 2009 Investments - Other Schedule**Name:** THE PIERRE & TANA MATISSE FOUNDATION INC**EIN:** 13-3838457

Category / Item	Listed at Cost or FMV	Book Value	End of Year Fair Market Value
TRADEWINDS INTERNATIONAL EQUITY PORTFOLIO	AT COST	9,348,039	9,089,363
HARBOR BOND-INST	AT COST	5,653,585	5,858,847
IRONWOOD INTERNATIONAL LTD AB	AT COST	5,000,000	4,476,056
ASHMORE EMERGING MARKET DEBT FUND	AT COST	5,136,535	5,416,557
TITAN MASTERS INTERNATIONAL FD LTD	AT COST	5,000,000	5,749,073
ALTERNATIVE INVESTMENTS-FUNDS	AT COST	250,000	239,887

TY 2009 Land, Etc. Schedule**Name:** THE PIERRE & TANA MATISSE FOUNDATION INC**EIN:** 13-3838457

Category / Item	Cost / Other Basis	Accumulated Depreciation	Book Value	End of Year Fair Market Value
COMPUTER EQUIPMENT	8,180	8,180		0
LEASEHOLD IMPROVEMENTS	38,005	1,461	36,544	0
LEASEHOLD IMPROVEMENTS	104,678	1,342	103,336	0
FURNITURE AND FIXTURES	40,710	2,908	37,802	0
TELEPHONE EQUIPMENT	3,871	277	3,594	0
WEBSITE	2,500	417	2,083	0
fURNITURE AND FIXTURES	4,238	2,121	2,117	0

TY 2009 Legal Fees Schedule

Name: THE PIERRE & TANA MATISSE FOUNDATION INC

EIN: 13-3838457

Category	Amount	Net Investment Income	Adjusted Net Income	Disbursements for Charitable Purposes
WITHERS BERGMAN	880	0		880
CARTER LEDYARD	59,307	0		59,307
KIEJMAN & MAREMBERT	21,643	0		21,643
MCDONALD CARANO WILSON LLP	3,500	0		3,500
GEORGES MATISSE	1,487	0		1,487

TY 2009 Other Assets Schedule

Name: THE PIERRE & TANA MATISSE FOUNDATION INC

EIN: 13-3838457

Description	Beginning of Year - Book Value	End of Year - Book Value	End of Year - Fair Market Value
BOOKS,MAQUETTES AND ARTWORK	109,875,958	106,055,958	106,055,958
DUE FROM URSUS	638	638	638
DUE FROM PTMF HOLDINGS INC	4,187	4,502	4,502

TY 2009 Other Expenses Schedule

Name: THE PIERRE & TANA MATISSE FOUNDATION INC

EIN: 13-3838457

Description	Revenue and Expenses per Books	Net Invest ment Income	Adjusted Net Income	Disbursements for Charitable Purposes
COMPUTER EXPENSES	11,817	0		11,817
PAYROLL EXPENSE	2,240	0		2,240
DUES AND SUBSCRIPTIONS	379	0		379
INSURANCE	24,067	0		24,067
TELEPHONE AND INTERNET	5,694	0		5,694
OFFICE	12,247	1,224		11,023
POSTAGE & DELIVERY	2,998	0		2,998
DELAWARE AGENTS FEE	341	0		341
MISCELLANEOUS	4,451	0		4,451
ARTWORK FRAMING	12,649	0		12,649
ARTWORK STORAGE	58,309	0		58,309
ARTWORK INSURANCE	54,008	0		54,008
CONSERVATION	4,380	0		4,380
ARTWORK OTHER	10,601	0		10,601
PHOTOGRAPHS	412	0		412
FROM PASSTHROUGH-TRADEWINDS INTL EQUITY	124,603	124,603		0
PENSION SERVICES	2,075	0		2,075
CATALOGUE RAISONNE	5,200	0		5,200
EXHIBITION EXPENSE	10,910	0		10,910
NEW YORK STATE FILING FEE	1,500	0		1,500

TY 2009 Other Increases Schedule

Name: THE PIERRE & TANA MATISSE FOUNDATION INC

EIN: 13-3838457

Description	Amount
APPRECIATION ON DONATED ARTWORK	30,500
PRIOR PERIOD ADJUSTMENT- BOOK VALUE OF PTMF HOLDINGS INC STOCK	2,764,015

TY 2009 Other Liabilities Schedule

Name: THE PIERRE & TANA MATISSE FOUNDATION INC

EIN: 13-3838457

Description	Beginning of Year - Book Value	End of Year - Book Value
PENSION PLAN PAYABLE-401K	0	3,043

TY 2009 Other Professional Fees Schedule**Name:** THE PIERRE & TANA MATISSE FOUNDATION INC**EIN:** 13-3838457

Category	Amount	Net Investment Income	Adjusted Net Income	Disbursements for Charitable Purposes
SMH CAPITAL	11,214	11,214		0
ADVISORY RESEARCH	30,625	30,625		0
SNOW CAPITAL	28,418	28,418		0
ATALANTA SOSNOFF	44,919	44,919		0
CONSULTING SERVICES GROUP	50,584	50,584		0
CHARLES STUCKEY	79,000	0		79,000

TY 2009 Taxes Schedule**Name:** THE PIERRE & TANA MATISSE FOUNDATION INC**EIN:** 13-3838457

Category	Amount	Net Investment Income	Adjusted Net Income	Disbursements for Charitable Purposes
FOREIGN TAX WITHELD	22,738	22,738		0
PAYROLL TAXES	41,249	1,239		40,010
EXCISE TAX	10,000	0		0

TY 2009

TransfersToControlledEntities

Name: THE PIERRE & TANA MATISSE FOUNDATION INC

EIN: 13-3838457

Name	US / Foreign Address	EIN	Description	Amount
PTMF HOLDINGS INC (FORMERLY TANA MATISSE GALLERY INC)	C/O MCDONALD CARANO WILSON LLP 100 WEST LIBERTY STREET 10TH FL RENO, NV 89501	13-3567360	PAYMENT OF STATE AND CITY FILING FEE	315
Total				315