



See a Social Security Number? Say Something!  
Report Privacy Problems to <https://public.resource.org/privacy>  
Or call the IRS Identity Theft Hotline at 1-800-908-4490



Return of Private Foundation  
or Section 4947(a)(1) Nonexempt Charitable Trust  
Treated as a Private Foundation

2009

Note. The foundation may be able to use a copy of this return to satisfy state reporting requirements.

For calendar year 2009, or tax year beginning , and ending

G Check all that apply: ☐ Initial return ☐ Initial return of a former public charity ☐ Final return  
☐ Amended return ☐ Address change ☐ Name change

|   |  |  |  |
|---|--|--|--|
| Use the IRS label. Otherwise, print or type. See Specific Instructions.   | Name of foundation<br><b>MARTHA MOXLEY FOUNDATION</b>  |  | A Employer identification number<br><b>13-3207033</b>  |
|   | Number and street (or P.O. box number if mail is not delivered to street address) Room/suite<br><b>C/O DORTHY MOXLEY, ONE EUCLID AVE. 3A</b> |  | B Telephone number<br><b>UNLISTED</b>  |
|   | City or town, state, and ZIP code<br><b>SUMMIT, NJ 07901</b>   |  | C If exemption application is pending, check here <input type="checkbox"/>   |
|   |  |  | D 1. Foreign organizations, check here <input type="checkbox"/><br>2. Foreign organizations meeting the 85% test, check here and attach computation <input type="checkbox"/> |
| H Check type of organization: <input checked="" type="checkbox"/> Section 501(c)(3) exempt private foundation<br><input type="checkbox"/> Section 4947(a)(1) nonexempt charitable trust <input type="checkbox"/> Other taxable private foundation |  |  | E If private foundation status was terminated under section 507(b)(1)(A), check here <input type="checkbox"/>  |
| I Fair market value of all assets at end of year (from Part II, col (c), line 16)<br>\$ <b>90,199.</b>  |  | J Accounting method: <input checked="" type="checkbox"/> Cash <input type="checkbox"/> Accrual<br><input type="checkbox"/> Other (specify) _____ | F If the foundation is in a 60-month termination under section 507(b)(1)(B), check here <input type="checkbox"/>   |

| Part I Analysis of Revenue and Expenses<br>(The total of amounts in columns (b), (c), and (d) may not necessarily equal the amounts in column (a)) |  | (a) Revenue and expenses per books | (b) Net investment income | (c) Adjusted net income | (d) Disbursements for charitable purposes (cash basis only) |
|--|--|------------------------------------|---------------------------|-------------------------|---|
| Revenue  | 1 Contributions, gifts, grants, etc., received   |                                    |                           | N/A                     |   |
|  | 2 Check <input checked="" type="checkbox"/> if the foundation is not required to attach Sch. B |                                    |                           |                         |   |
|  | 3 Interest on savings and temporary cash investments   |                                    |                           |                         |   |
|  | 4 Dividends and interest from securities   | 1,420.                             | 1,420.                    |                         | STATEMENT 1   |
|  | 5a Gross rents   |                                    |                           |                         |   |
|  | b Net rental income or (loss)  |                                    |                           |                         |   |
|  | 6a Net gain or (loss) from sale of assets not on line 10                                       |                                    |                           |                         |   |
|  | b Gross sales price for all assets on line 6a  |                                    |                           |                         |   |
|  | 7 Capital gain net income (from Part IV, line 2)   |                                    | 0.                        |                         |   |
|  | 8 Net short-term capital gain  |                                    |                           |                         |   |
|  | 9 Income modifications   |                                    |                           |                         |   |
|  | 10a Gross sales less returns and allowances  |                                    |                           |                         |   |
| b Less Cost of goods sold  |  |                                    |                           |                         |   |
| c Gross profit or (loss)   |  |                                    |                           |                         |   |
| 11 Other income  | 277.   | 277.                               |                           | STATEMENT 2             |   |
| 12 Total. Add lines 1 through 11   | 1,697.   | 1,697.                             |                           |                         |   |
| Operating and Administrative Expenses  | 13 Compensation of officers, directors, trustees, etc.   | 0.                                 | 0.                        |                         | 0.  |
|  | 14 Other employee salaries and wages   |                                    |                           |                         |   |
|  | 15 Pension plans, employee benefits  |                                    |                           |                         |   |
|  | 16a Legal fees   |                                    |                           |                         |   |
|  | b Accounting fees  |                                    |                           |                         |   |
|  | c Other professional fees  |                                    |                           |                         |   |
|  | 17 Interest  |                                    |                           |                         |   |
|  | 18 Taxes   | 148.                               | 0.                        |                         | 0.  |
|  | 19 Depreciation and depletion  |                                    |                           |                         |   |
|  | 20 Occupancy   |                                    |                           |                         |   |
|  | 21 Travel, conferences, and meetings   |                                    |                           |                         |   |
|  | 22 Printing and publications   |                                    |                           |                         |   |
|  | 23 Other expenses  |                                    |                           |                         |   |
|  | 24 Total operating and administrative expenses. Add lines 13 through 23                        | 148.                               | 0.                        |                         | 0.  |
|  | 25 Contributions, gifts, grants paid   | 4,000.                             |                           |                         | 4,000.  |
| 26 Total expenses and disbursements. Add lines 24 and 25   | 4,148.   | 0.                                 |                           | 4,000.                  |   |
| 27 Subtract line 26 from line 12:  |  |                                    |                           |                         |   |
| a Excess of revenue over expenses and disbursements  | <2,451.>   |                                    |                           |                         |   |
| b Net investment income (if negative, enter -0-)   |  | 1,697.                             |                           |                         |   |
| c Adjusted net income (if negative, enter -0-)   |  |                                    | N/A                       |                         |   |

SCANNED MAY 17 2010

RECEIVED  
MAY 10 2010  
IRIS-OSC  
OGDEN, UT  
STMT 3

18

| Part II Balance Sheets      |  | Attached schedules and amounts in the description column should be for end-of-year amounts only |                |                       |
|-----------------------------|--|---|----------------|-----------------------|
|                             |  | Beginning of year   | End of year    |                       |
|                             |  | (a) Book Value  | (b) Book Value | (c) Fair Market Value |
| Assets                      | 1 Cash - non-interest-bearing  |   |                |                       |
|                             | 2 Savings and temporary cash investments   | 7,651.  | 2,151.         | 2,151.                |
|                             | 3 Accounts receivable ▶<br>Less: allowance for doubtful accounts ▶   |   |                |                       |
|                             | 4 Pledges receivable ▶<br>Less: allowance for doubtful accounts ▶  |   |                |                       |
|                             | 5 Grants receivable  |   |                |                       |
|                             | 6 Receivables due from officers, directors, trustees, and other disqualified persons   |   |                |                       |
|                             | 7 Other notes and loans receivable ▶<br>Less: allowance for doubtful accounts ▶  |   |                |                       |
|                             | 8 Inventories for sale or use  |   |                |                       |
|                             | 9 Prepaid expenses and deferred charges  |   |                |                       |
|                             | 10a Investments - U.S. and state government obligations  |   |                |                       |
|                             | b Investments - corporate stock  |   |                |                       |
|                             | c Investments - corporate bonds  |   |                |                       |
|                             | 11 Investments - land, buildings, and equipment basis ▶<br>Less: accumulated depreciation ▶                                      |   |                |                       |
|                             | 12 Investments - mortgage loans  |   |                |                       |
| Liabilities                 | 13 Investments - other STMT 4  | 80,043.   | 80,757.        | 88,048.               |
|                             | 14 Land, buildings, and equipment basis ▶<br>Less: accumulated depreciation ▶  |   |                |                       |
|                             | 15 Other assets (describe ▶)   |   |                |                       |
|                             | 16 Total assets (to be completed by all filers)  | 87,694.   | 82,908.        | 90,199.               |
|                             | 17 Accounts payable and accrued expenses   |   |                |                       |
|                             | 18 Grants payable  |   |                |                       |
|                             | 19 Deferred revenue  |   |                |                       |
|                             | 20 Loans from officers, directors, trustees, and other disqualified persons  |   |                |                       |
|                             | 21 Mortgages and other notes payable   |   |                |                       |
|                             | 22 Other liabilities (describe ▶)  |   |                |                       |
| Net Assets or Fund Balances | 23 Total liabilities (add lines 17 through 22)   | 0.  | 0.             |                       |
|                             | Foundations that follow SFAS 117, check here ▶ <input type="checkbox"/><br>and complete lines 24 through 26 and lines 30 and 31. |   |                |                       |
|                             | 24 Unrestricted  |   |                |                       |
|                             | 25 Temporarily restricted  |   |                |                       |
|                             | 26 Permanently restricted  |   |                |                       |
|                             | Foundations that do not follow SFAS 117, check here ▶ <input checked="" type="checkbox"/><br>and complete lines 27 through 31.   |   |                |                       |
|                             | 27 Capital stock, trust principal, or current funds  | 85,460.   | 85,460.        |                       |
|                             | 28 Paid-in or capital surplus, or land, bldg., and equipment fund  | 0.  | 0.             |                       |
|                             | 29 Retained earnings, accumulated income, endowment, or other funds  | 2,234.  | <2,552. >      |                       |
|                             | 30 Total net assets or fund balances   | 87,694.   | 82,908.        |                       |
|                             | 31 Total liabilities and net assets/fund balances  | 87,694.   | 82,908.        |                       |

## Part III Analysis of Changes in Net Assets or Fund Balances

|   |   |           |
|---|---|-----------|
| 1 Total net assets or fund balances at beginning of year - Part II, column (a), line 30<br>(must agree with end-of-year figure reported on prior year's return) | 1 | 87,694.   |
| 2 Enter amount from Part I, line 27a  | 2 | <2,451. > |
| 3 Other increases not included in line 2 (itemize) ▶  | 3 | 0.        |
| 4 Add lines 1, 2, and 3   | 4 | 85,243.   |
| 5 Decreases not included in line 2 (itemize) ▶ PRIOR PERIOD ADJUSTMENT  | 5 | 2,335.    |
| 6 Total net assets or fund balances at end of year (line 4 minus line 5) - Part II, column (b), line 30   | 6 | 82,908.   |

**Part IV Capital Gains and Losses for Tax on Investment Income**

| (a) List and describe the kind(s) of property sold (e.g., real estate, 2-story brick warehouse; or common stock, 200 shs. MLC Co.) |      | (b) How acquired<br>P - Purchase<br>D - Donation | (c) Date acquired<br>(mo., day, yr.) | (d) Date sold<br>(mo., day, yr.) |
|--|------|--|--------------------------------------|----------------------------------|
| 1a   |      |  |                                      |                                  |
| b  | NONE |  |                                      |                                  |
| c  |      |  |                                      |                                  |
| d  |      |  |                                      |                                  |
| e  |      |  |                                      |                                  |

| (e) Gross sales price | (f) Depreciation allowed<br>(or allowable) | (g) Cost or other basis<br>plus expense of sale | (h) Gain or (loss)<br>(e) plus (f) minus (g) |
|-----------------------|--|---|--|
| a                     |  |   |  |
| b                     |  |   |  |
| c                     |  |   |  |
| d                     |  |   |  |
| e                     |  |   |  |

| Complete only for assets showing gain in column (h) and owned by the foundation on 12/31/69 |                                      |   | (l) Gains (Col. (h) gain minus<br>col. (k), but not less than -0-) or<br>Losses (from col. (h)) |
|---|--------------------------------------|---|---|
| (i) F.M.V. as of 12/31/69   | (j) Adjusted basis<br>as of 12/31/69 | (k) Excess of col. (i)<br>over col. (j), if any |   |
| a   |                                      |   |   |
| b   |                                      |   |   |
| c   |                                      |   |   |
| d   |                                      |   |   |
| e   |                                      |   |   |

|   |   |   |  |
|---|---|---|--|
| 2 Capital gain net income or (net capital loss)   | { If gain, also enter in Part I, line 7<br>If (loss), enter -0- in Part I, line 7 | 2 |  |
| 3 Net short-term capital gain or (loss) as defined in sections 1222(5) and (6):<br>If gain, also enter in Part I, line 8, column (c).<br>If (loss), enter -0- in Part I, line 8 |   | 3 |  |

**Part V Qualification Under Section 4940(e) for Reduced Tax on Net Investment Income**

(For optional use by domestic private foundations subject to the section 4940(a) tax on net investment income.)

If section 4940(d)(2) applies, leave this part blank.

Was the foundation liable for the section 4942 tax on the distributable amount of any year in the base period?

☒ Yes ☐ No

If "Yes," the foundation does not qualify under section 4940(e). Do not complete this part.

1 Enter the appropriate amount in each column for each year; see instructions before making any entries.

| (a)<br>Base period years<br>Calendar year (or tax year beginning in) | (b)<br>Adjusted qualifying distributions | (c)<br>Net value of noncharitable-use assets | (d)<br>Distribution ratio<br>(col. (b) divided by col. (c)) |
|--|--|--|---|
| 2008   |  |  |   |
| 2007   |  |  |   |
| 2006   |  |  |   |
| 2005   |  |  |   |
| 2004   |  |  |   |

|  |   |  |
|--|---|--|
| 2 Total of line 1, column (d)  | 2 |  |
| 3 Average distribution ratio for the 5-year base period - divide the total on line 2 by 5, or by the number of years the foundation has been in existence if less than 5 years | 3 |  |
| 4 Enter the net value of noncharitable-use assets for 2009 from Part X, line 5   | 4 |  |
| 5 Multiply line 4 by line 3  | 5 |  |
| 6 Enter 1% of net investment income (1% of Part I, line 27b)   | 6 |  |
| 7 Add lines 5 and 6  | 7 |  |
| 8 Enter qualifying distributions from Part XII, line 4   | 8 |  |

If line 8 is equal to or greater than line 7, check the box in Part VI, line 1b, and complete that part using a 1% tax rate. See the Part VI instructions.

**Part VI Excise Tax Based on Investment Income (Section 4940(a), 4940(b), 4940(e), or 4948 - see instructions)**

|  |    |   |     |
|--|----|---|-----|
| 1a Exempt operating foundations described in section 4940(d)(2), check here <input type="checkbox"/> and enter "N/A" on line 1.<br>Date of ruling or determination letter: _____ (attach copy of letter if necessary-see instructions) |    | 1 | 34. |
| b Domestic foundations that meet the section 4940(e) requirements in Part V, check here <input type="checkbox"/> and enter 1% of Part I, line 27b  |    |   |     |
| c All other domestic foundations enter 2% of line 27b. Exempt foreign organizations enter 4% of Part I, line 12, col. (b)  |    |   |     |
| 2 Tax under section 511 (domestic section 4947(a)(1) trusts and taxable foundations only. Others enter -0-)  |    | 2 | 0.  |
| 3 Add lines 1 and 2  |    | 3 | 34. |
| 4 Subtitle A (income) tax (domestic section 4947(a)(1) trusts and taxable foundations only. Others enter -0-)  |    | 4 | 0.  |
| 5 Tax based on investment income. Subtract line 4 from line 3. If zero or less, enter -0-  |    | 5 | 34. |
| 6 Credits/Payments:  |    |   |     |
| a 2009 estimated tax payments and 2008 overpayment credited to 2009  | 6a |   |     |
| b Exempt foreign organizations - tax withheld at source  | 6b |   |     |
| c Tax paid with application for extension of time to file (Form 8868)  | 6c |   |     |
| d Backup withholding erroneously withheld  | 6d |   |     |
| 7 Total credits and payments. Add lines 6a through 6d  | 7  |   | 0.  |
| 8 Enter any penalty for underpayment of estimated tax. Check here <input type="checkbox"/> if Form 2220 is attached  | 8  |   |     |
| 9 Tax due. If the total of lines 5 and 8 is more than line 7, enter amount owed  | 9  |   | 34. |
| 10 Overpayment. If line 7 is more than the total of lines 5 and 8, enter the amount overpaid   | 10 |   |     |
| 11 Enter the amount of line 10 to be: Credited to 2010 estimated tax <input type="checkbox"/> Refunded <input type="checkbox"/>  | 11 |   |     |

**Part VII-A Statements Regarding Activities**

|   | Yes | No |
|---|-----|----|
| 1a During the tax year, did the foundation attempt to influence any national, state, or local legislation or did it participate or intervene in any political campaign?   |     | X  |
| b Did it spend more than \$100 during the year (either directly or indirectly) for political purposes (see instructions for definition)?<br>If the answer is "Yes" to 1a or 1b, attach a detailed description of the activities and copies of any materials published or distributed by the foundation in connection with the activities. |     | X  |
| c Did the foundation file Form 1120-POL for this year?  |     | X  |
| d Enter the amount (if any) of tax on political expenditures (section 4955) imposed during the year:<br>(1) On the foundation. <input type="checkbox"/> \$ 0. (2) On foundation managers. <input type="checkbox"/> \$ 0.  |     |    |
| e Enter the reimbursement (if any) paid by the foundation during the year for political expenditure tax imposed on foundation managers. <input type="checkbox"/> \$ 0.  |     |    |
| 2 Has the foundation engaged in any activities that have not previously been reported to the IRS?<br>If "Yes," attach a detailed description of the activities.   |     | X  |
| 3 Has the foundation made any changes, not previously reported to the IRS, in its governing instrument, articles of incorporation, or bylaws, or other similar instruments? If "Yes," attach a conformed copy of the changes  |     | X  |
| 4a Did the foundation have unrelated business gross income of \$1,000 or more during the year?  |     | X  |
| b If "Yes," has it filed a tax return on Form 990-T for this year?  |     |    |
| 5 Was there a liquidation, termination, dissolution, or substantial contraction during the year?<br>If "Yes," attach the statement required by General Instruction T  |     | X  |
| 6 Are the requirements of section 508(e) (relating to sections 4941 through 4945) satisfied either:<br>• By language in the governing instrument, or<br>• By state legislation that effectively amends the governing instrument so that no mandatory directions that conflict with the state law remain in the governing instrument?      | X   |    |
| 7 Did the foundation have at least \$5,000 in assets at any time during the year?<br>If "Yes," complete Part II, col. (c), and Part XV  | X   |    |
| 8a Enter the states to which the foundation reports or with which it is registered (see instructions) <input type="checkbox"/> NY   |     |    |
| b If the answer is "Yes" to line 7, has the foundation furnished a copy of Form 990-PF to the Attorney General (or designate) of each state as required by General Instruction G? If "No," attach explanation   | X   |    |
| 9 Is the foundation claiming status as a private operating foundation within the meaning of section 4942(j)(3) or 4942(j)(5) for calendar year 2009 or the taxable year beginning in 2009 (see instructions for Part XIV)? If "Yes," complete Part XIV  |     | X  |
| 10 Did any persons become substantial contributors during the tax year? If "Yes," attach a schedule listing their names and addresses   |     | X  |

N/A

Form 990-PF (2009)

**Part VII-A Statements Regarding Activities** (continued)

|    |   |    |  |   |
|----|---|----|--|---|
| 11 | At any time during the year, did the foundation, directly or indirectly, own a controlled entity within the meaning of section 512(b)(13)? If "Yes," attach schedule (see instructions) | 11 |  | X |
| 12 | Did the foundation acquire a direct or indirect interest in any applicable insurance contract before August 17, 2008?   | 12 |  | X |
| 13 | Did the foundation comply with the public inspection requirements for its annual returns and exemption application?   | 13 |  | X |

Website address ► **N/A**

14 The books are in care of ► **DORTHY MOXLEY** Telephone no. ► **UNLISTED**  
 Located at ► **ONE EUCLID AVE., 3A, SUMMIT, NJ** ZIP+4 ► **07901**

15 Section 4947(a)(1) nonexempt charitable trusts filing Form 990-PF in lieu of Form 1041 - Check here ☐  
 and enter the amount of tax-exempt interest received or accrued during the year ► **15** **N/A**

**Part VII-B Statements Regarding Activities for Which Form 4720 May Be Required**

File Form 4720 if any item is checked in the "Yes" column, unless an exception applies.

|  | Yes   | No |
|--|---|----|
| 1a During the year did the foundation (either directly or indirectly):   |   |    |
| (1) Engage in the sale or exchange, or leasing of property with a disqualified person?   | <input type="checkbox"/> Yes <input checked="" type="checkbox"/> No |    |
| (2) Borrow money from, lend money to, or otherwise extend credit to (or accept it from) a disqualified person?   | <input type="checkbox"/> Yes <input checked="" type="checkbox"/> No |    |
| (3) Furnish goods, services, or facilities to (or accept them from) a disqualified person?   | <input type="checkbox"/> Yes <input checked="" type="checkbox"/> No |    |
| (4) Pay compensation to, or pay or reimburse the expenses of, a disqualified person?   | <input type="checkbox"/> Yes <input checked="" type="checkbox"/> No |    |
| (5) Transfer any income or assets to a disqualified person (or make any of either available for the benefit or use of a disqualified person)?  | <input type="checkbox"/> Yes <input checked="" type="checkbox"/> No |    |
| (6) Agree to pay money or property to a government official? (Exception. Check "No" if the foundation agreed to make a grant to or to employ the official for a period after termination of government service, if terminating within 90 days.)  | <input type="checkbox"/> Yes <input checked="" type="checkbox"/> No |    |
| b If any answer is "Yes" to 1a(1)-(6), did any of the acts fail to qualify under the exceptions described in Regulations section 53.4941(d)-3 or in a current notice regarding disaster assistance (see page 20 of the instructions)?  | <b>N/A</b>  | 1b |
| Organizations relying on a current notice regarding disaster assistance check here <input type="checkbox"/>  |   |    |
| c Did the foundation engage in a prior year in any of the acts described in 1a, other than excepted acts, that were not corrected before the first day of the tax year beginning in 2009?  |   | 1c |
| 2 Taxes on failure to distribute income (section 4942) (does not apply for years the foundation was a private operating foundation defined in section 4942(j)(3) or 4942(j)(5)):   |   |    |
| a At the end of tax year 2009, did the foundation have any undistributed income (lines 6d and 6e, Part XIII) for tax year(s) beginning before 2009?  | <input type="checkbox"/> Yes <input checked="" type="checkbox"/> No |    |
| If "Yes," list the years ► _____ , _____ , _____ , _____   |   |    |
| b Are there any years listed in 2a for which the foundation is not applying the provisions of section 4942(a)(2) (relating to incorrect valuation of assets) to the year's undistributed income? (If applying section 4942(a)(2) to all years listed, answer "No" and attach statement - see instructions.)  | <b>N/A</b>  | 2b |
| c If the provisions of section 4942(a)(2) are being applied to any of the years listed in 2a, list the years here.<br>► _____ , _____ , _____ , _____  |   |    |
| 3a Did the foundation hold more than a 2% direct or indirect interest in any business enterprise at any time during the year?  | <input type="checkbox"/> Yes <input checked="" type="checkbox"/> No |    |
| b If "Yes," did it have excess business holdings in 2009 as a result of (1) any purchase by the foundation or disqualified persons after May 26, 1969; (2) the lapse of the 5-year period (or longer period approved by the Commissioner under section 4943(c)(7)) to dispose of holdings acquired by gift or bequest; or (3) the lapse of the 10-, 15-, or 20-year first phase holding period? (Use Schedule C, Form 4720, to determine if the foundation had excess business holdings in 2009) | <b>N/A</b>  | 3b |
| 4a Did the foundation invest during the year any amount in a manner that would jeopardize its charitable purposes?   |   | 4a |
| b Did the foundation make any investment in a prior year (but after December 31, 1969) that could jeopardize its charitable purpose that had not been removed from jeopardy before the first day of the tax year beginning in 2009?  |   | 4b |

Form 990-PF (2009)

**Part VII-B** Statements Regarding Activities for Which Form 4720 May Be Required (continued)

5a During the year did the foundation pay or incur any amount to:

(1) Carry on propaganda, or otherwise attempt to influence legislation (section 4945(e))?

☐ Yes ☒ No

(2) Influence the outcome of any specific public election (see section 4955); or to carry on, directly or indirectly, any voter registration drive?

☐ Yes ☒ No

(3) Provide a grant to an individual for travel, study, or other similar purposes?

☐ Yes ☒ No

(4) Provide a grant to an organization other than a charitable, etc., organization described in section 509(a)(1), (2), or (3), or section 4940(d)(2)?

☐ Yes ☒ No

(5) Provide for any purpose other than religious, charitable, scientific, literary, or educational purposes, or for the prevention of cruelty to children or animals?

☐ Yes ☒ No

b If any answer is "Yes" to 5a(1)-(5), did any of the transactions fail to qualify under the exceptions described in Regulations section 53.4945 or in a current notice regarding disaster assistance (see instructions)?

N/A

5b

Organizations relying on a current notice regarding disaster assistance check here

☒

c If the answer is "Yes" to question 5a(4), does the foundation claim exemption from the tax because it maintained expenditure responsibility for the grant?

N/A

☐ Yes ☐ No

If "Yes," attach the statement required by Regulations section 53.4945-5(d).

6a Did the foundation, during the year, receive any funds, directly or indirectly, to pay premiums on a personal benefit contract?

☐ Yes ☒ No

6b

b Did the foundation, during the year, pay premiums, directly or indirectly, on a personal benefit contract?

X

If "Yes" to 6b, file Form 8870

7a At any time during the tax year, was the foundation a party to a prohibited tax shelter transaction?

☐ Yes ☒ No

b If yes, did the foundation receive any proceeds or have any net income attributable to the transaction?

N/A

7b

**Part VIII** Information About Officers, Directors, Trustees, Foundation Managers, Highly Paid Employees, and Contractors

1 List all officers, directors, trustees, foundation managers and their compensation.

| (a) Name and address | (b) Title, and average hours per week devoted to position | (c) Compensation (If not paid, enter -0-) | (d) Contributions to employee benefit plans and deferred compensation | (e) Expense account, other allowances |
|----------------------|---|---|---|---------------------------------------|
| DORTHY MOXLEY        | TRUSTEE   |   |   |                                       |
| ONE EUCLID AVE. 3A   |   |   |   |                                       |
| SUMMIT, NJ 07901     | P/T   | 0.  | 0.  | 0.                                    |
|                      |   |   |   |                                       |
|                      |   |   |   |                                       |
|                      |   |   |   |                                       |
|                      |   |   |   |                                       |
|                      |   |   |   |                                       |
|                      |   |   |   |                                       |
|                      |   |   |   |                                       |
|                      |   |   |   |                                       |
|                      |   |   |   |                                       |
|                      |   |   |   |                                       |

2 Compensation of five highest-paid employees (other than those included on line 1). If none, enter "NONE."

| (a) Name and address of each employee paid more than \$50,000 | (b) Title, and average hours per week devoted to position | (c) Compensation | (d) Contributions to employee benefit plans and deferred compensation | (e) Expense account, other allowances |
|---|---|------------------|---|---------------------------------------|
| NOT APPLICABLE  |   |                  |   |                                       |
|   |   |                  |   |                                       |
|   |   |                  |   |                                       |
|   |   |                  |   |                                       |
|   |   |                  |   |                                       |
|   |   |                  |   |                                       |
|   |   |                  |   |                                       |
|   |   |                  |   |                                       |
|   |   |                  |   |                                       |

Total number of other employees paid over \$50,000

0

Form 990-PF (2009)





**Part X** Minimum Investment Return (All domestic foundations must complete this part. Foreign foundations, see instructions.)

|   |   |    |         |
|---|---|----|---------|
| 1 | Fair market value of assets not used (or held for use) directly in carrying out charitable, etc., purposes: |    |         |
| a | Average monthly fair market value of securities   | 1a | 73,842. |
| b | Average of monthly cash balances  | 1b | 5,540.  |
| c | Fair market value of all other assets   | 1c |         |
| d | Total (add lines 1a, b, and c)  | 1d | 79,382. |
| e | Reduction claimed for blockage or other factors reported on lines 1a and 1c (attach detailed explanation)   | 1e | 0.      |
| 2 | Acquisition indebtedness applicable to line 1 assets  | 2  | 0.      |
| 3 | Subtract line 2 from line 1d  | 3  | 79,382. |
| 4 | Cash deemed held for charitable activities. Enter 1 1/2% of line 3 (for greater amount, see instructions)   | 4  | 1,191.  |
| 5 | Net value of noncharitable-use assets. Subtract line 4 from line 3. Enter here and on Part V, line 4        | 5  | 78,191. |
| 6 | Minimum investment return. Enter 5% of line 5   | 6  | 3,910.  |

**Part XI** Distributable Amount (see instructions) (Section 4942(j)(3) and (j)(5) private operating foundations and certain foreign organizations check here ☐ and do not complete this part.)

|    |  |    |        |
|----|--|----|--------|
| 1  | Minimum investment return from Part X, line 6  | 1  | 3,910. |
| 2a | Tax on investment income for 2009 from Part VI, line 5   | 2a | 34.    |
| b  | Income tax for 2009. (This does not include the tax from Part VI.)                                 | 2b |        |
| c  | Add lines 2a and 2b  | 2c | 34.    |
| 3  | Distributable amount before adjustments. Subtract line 2c from line 1                              | 3  | 3,876. |
| 4  | Recoveries of amounts treated as qualifying distributions  | 4  | 0.     |
| 5  | Add lines 3 and 4  | 5  | 3,876. |
| 6  | Deduction from distributable amount (see instructions)   | 6  | 0.     |
| 7  | Distributable amount as adjusted. Subtract line 6 from line 5. Enter here and on Part XIII, line 1 | 7  | 3,876. |

**Part XII** Qualifying Distributions (see instructions)

|   |   |    |        |
|---|---|----|--------|
| 1 | Amounts paid (including administrative expenses) to accomplish charitable, etc., purposes:  |    |        |
| a | Expenses, contributions, gifts, etc. - total from Part I, column (d), line 26   | 1a | 4,000. |
| b | Program-related investments - total from Part IX-B  | 1b | 0.     |
| 2 | Amounts paid to acquire assets used (or held for use) directly in carrying out charitable, etc., purposes                         | 2  |        |
| 3 | Amounts set aside for specific charitable projects that satisfy the:  |    |        |
| a | Suitability test (prior IRS approval required)  | 3a |        |
| b | Cash distribution test (attach the required schedule)   | 3b |        |
| 4 | Qualifying distributions. Add lines 1a through 3b. Enter here and on Part V, line 8, and Part XIII, line 4                        | 4  | 4,000. |
| 5 | Foundations that qualify under section 4940(e) for the reduced rate of tax on net investment income. Enter 1% of Part I, line 27b | 5  | 0.     |
| 6 | Adjusted qualifying distributions. Subtract line 5 from line 4  | 6  | 4,000. |

**Note.** The amount on line 6 will be used in Part V, column (b), in subsequent years when calculating whether the foundation qualifies for the section 4940(e) reduction of tax in those years.

Form 990-PF (2009)

**Part XIII** Undistributed Income (see instructions)

|   | (a)<br>Corpus | (b)<br>Years prior to 2008 | (c)<br>2008 | (d)<br>2009 |
|---|---------------|----------------------------|-------------|-------------|
| <b>1</b> Distributable amount for 2009 from Part XI, line 7   |               |                            |             | 3,876.      |
| <b>2</b> Undistributed income, if any, as of the end of 2009.   |               |                            |             |             |
| <b>a</b> Enter amount for 2008 only   |               |                            | 1,520.      |             |
| <b>b</b> Total for prior years:   |               | 0.                         |             |             |
| <b>3</b> Excess distributions carryover, if any, to 2009:   |               |                            |             |             |
| <b>a</b> From 2004  |               |                            |             |             |
| <b>b</b> From 2005  |               |                            |             |             |
| <b>c</b> From 2006  |               |                            |             |             |
| <b>d</b> From 2007  |               |                            |             |             |
| <b>e</b> From 2008  |               |                            |             |             |
| <b>f</b> Total of lines 3a through e  | 0.            |                            |             |             |
| <b>4</b> Qualifying distributions for 2009 from Part XII, line 4: ▶ \$ 4,000.   |               |                            |             |             |
| <b>a</b> Applied to 2008, but not more than line 2a   |               |                            | 1,520.      |             |
| <b>b</b> Applied to undistributed income of prior years (Election required - see instructions)  |               | 0.                         |             |             |
| <b>c</b> Treated as distributions out of corpus (Election required - see instructions)  | 0.            |                            |             |             |
| <b>d</b> Applied to 2009 distributable amount   |               |                            |             | 2,480.      |
| <b>e</b> Remaining amount distributed out of corpus   | 0.            |                            |             |             |
| <b>5</b> Excess distributions carryover applied to 2009 (If an amount appears in column (d), the same amount must be shown in column (a))   | 0.            |                            |             | 0.          |
| <b>6</b> Enter the net total of each column as indicated below:   |               |                            |             |             |
| <b>a</b> Corpus. Add lines 3f, 4c, and 4e. Subtract line 5  | 0.            |                            |             |             |
| <b>b</b> Prior years' undistributed income. Subtract line 4b from line 2b   |               | 0.                         |             |             |
| <b>c</b> Enter the amount of prior years' undistributed income for which a notice of deficiency has been issued, or on which the section 4942(a) tax has been previously assessed |               | 0.                         |             |             |
| <b>d</b> Subtract line 6c from line 6b. Taxable amount - see instructions   |               | 0.                         |             |             |
| <b>e</b> Undistributed income for 2008. Subtract line 4a from line 2a. Taxable amount - see instr.  |               |                            | 0.          |             |
| <b>f</b> Undistributed income for 2009. Subtract lines 4d and 5 from line 1. This amount must be distributed in 2010  |               |                            |             | 1,396.      |
| <b>7</b> Amounts treated as distributions out of corpus to satisfy requirements imposed by section 170(b)(1)(F) or 4942(g)(3)   | 0.            |                            |             |             |
| <b>8</b> Excess distributions carryover from 2004 not applied on line 5 or line 7   | 0.            |                            |             |             |
| <b>9</b> Excess distributions carryover to 2010. Subtract lines 7 and 8 from line 6a  | 0.            |                            |             |             |
| <b>10</b> Analysis of line 9:   |               |                            |             |             |
| <b>a</b> Excess from 2005   |               |                            |             |             |
| <b>b</b> Excess from 2006   |               |                            |             |             |
| <b>c</b> Excess from 2007   |               |                            |             |             |
| <b>d</b> Excess from 2008   |               |                            |             |             |
| <b>e</b> Excess from 2009   |               |                            |             |             |

N/A

- 4942(1)(5)

- (4) Gross investment income**

[illegible]

**Part XV** Supplementary Information (continued)**3 Grants and Contributions Paid During the Year or Approved for Future Payment**

| Recipient<br>Name and address (home or business)   | If recipient is an individual,<br>show any relationship to<br>any foundation manager<br>or substantial contributor | Foundation<br>status of<br>recipient | Purpose of grant or<br>contribution          | Amount        |
|--|--|--------------------------------------|--|---------------|
| <p><i>a Paid during the year</i></p> <p>THE HILL SCHOOL<br/>717 EAST HIGH STREET<br/>POTTSTOWN, PA 19464</p> |  | NON-PROFIT                           | TO SUPPORT THE<br>HILL SCHOOL<br>ANNUAL FUND | 2,000.        |
| <p>THE KANSAS UNIVERSITY<br/>ENDOWMENT ASSOCIATION<br/>PO BOX 928 LAWRENCE, KS<br/>66044</p>                 |  | NON-PROFIT                           | TO SUPPORT THE<br>SCHOOL OF<br>BUSINESS      | 2,000.        |
| <b>Total</b>   |  |                                      |  | <b>4,000.</b> |
| <i>b Approved for future payment</i>   |  |                                      |  |               |
| NONE   |  |                                      |  |               |
| <b>Total</b>   |  |                                      |  | <b>0.</b>     |





|             |  |           |   |
|-------------|--|-----------|---|
| FORM 990-PF | DIVIDENDS AND INTEREST FROM SECURITIES | STATEMENT | 1 |
|-------------|--|-----------|---|

| SOURCE                           | GROSS AMOUNT | CAPITAL GAINS<br>DIVIDENDS | COLUMN (A)<br>AMOUNT |
|----------------------------------|--------------|----------------------------|----------------------|
| UBS ACCOUNT JW 38803 JP          | 1,420.       | 0.                         | 1,420.               |
| TOTAL TO FM 990-PF, PART I, LN 4 | 1,420.       | 0.                         | 1,420.               |

|             |              |           |   |
|-------------|--------------|-----------|---|
| FORM 990-PF | OTHER INCOME | STATEMENT | 2 |
|-------------|--------------|-----------|---|

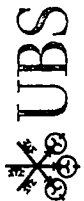
| DESCRIPTION                                   | (A)<br>REVENUE<br>PER BOOKS | (B)<br>NET INVEST-<br>MENT INCOME | (C)<br>ADJUSTED<br>NET INCOME |
|---|-----------------------------|-----------------------------------|-------------------------------|
| GLOBAL RESEARCH ANALYST SETTLEMENT<br>PAYMENT | 277.                        | 277.                              |                               |
| TOTAL TO FORM 990-PF, PART I, LINE 11         | 277.                        | 277.                              |                               |

|             |       |           |   |
|-------------|-------|-----------|---|
| FORM 990-PF | TAXES | STATEMENT | 3 |
|-------------|-------|-----------|---|

| DESCRIPTION                 | (A)<br>EXPENSES<br>PER BOOKS | (B)<br>NET INVEST-<br>MENT INCOME | (C)<br>ADJUSTED<br>NET INCOME | (D)<br>CHARITABLE<br>PURPOSES |
|-----------------------------|------------------------------|-----------------------------------|-------------------------------|-------------------------------|
| FOREIGN TAXES PAID          | 98.                          | 0.                                |                               | 0.                            |
| NEW YORK STATE BALANCE DUE  | 50.                          | 0.                                |                               | 0.                            |
| TO FORM 990-PF, PG 1, LN 18 | 148.                         | 0.                                |                               | 0.                            |

|             |                   |           |   |
|-------------|-------------------|-----------|---|
| FORM 990-PF | OTHER INVESTMENTS | STATEMENT | 4 |
|-------------|-------------------|-----------|---|

| DESCRIPTION                            | VALUATION<br>METHOD | BOOK VALUE | FAIR MARKET<br>VALUE |
|--|---------------------|------------|----------------------|
| 2369.333 SH NEW PERSPECTIVE FD         | COST                | 50,062.    | 60,750.              |
| 1051.941 SH INVESTMENT CO AMER         | COST                | 30,695.    | 27,298.              |
| TOTAL TO FORM 990-PF, PART II, LINE 13 |                     | 80,757.    | 88,048.              |



UBS Financial Services Inc  
500 EAST PRATT STREET  
11TH FLOOR  
BALTIMORE MD 21202-3133

APZ6001113263 1209 JW 1

# Personal Trust Account

December 2009

## Duplicate statement for the account of:

DORTHY E MOXLEY TTEE  
UAD 03/02/84 BY JD & DE MOXLEY  
FBO MARTHA MOXLEY FOUNDATION  
1 EUCUD AVE APT 3A  
SUMMIT NJ 07901-2163  
Account number JW 38803 JP

## Your Financial Advisor:

TOOHEY/CRAGG  
Phone 410-576-3200/800-622-0073

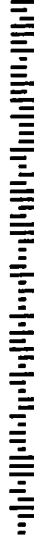
## Questions about your statement?

Call your Financial Advisor or the  
RMA ResourceLine at 800-RMA-1000,  
account 360038803

## Visit our website:

[www.ubs.com/financialservices](http://www.ubs.com/financialservices)

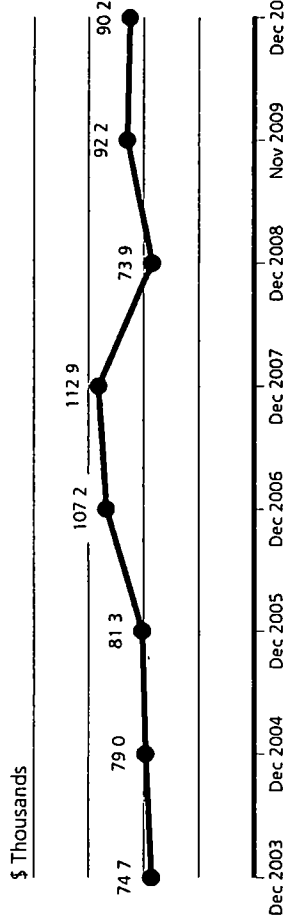
00005520 02 AV 0 460 02 TR 00031 B601B031 000000 col  
DELOITTE & TOUCHE  
ATTN JENNIFER MELSKEY  
100 KIMBALL DRIVE  
PARSIPPANY NJ 07054-2176



## Value of your account

|                              | on November 30 (\$) | on December 31 (\$) |
|------------------------------|---------------------|---------------------|
| Your assets                  | 92,228.17           | 90,198.71           |
| Your liabilities             | 0.00                | 0.00                |
| <b>Value of your account</b> | <b>\$92,228.17</b>  | <b>\$90,198.71</b>  |

## Tracking the value of your account

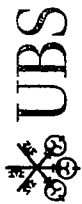


Sources of your account growth during 2009

|  |                    |
|--|--------------------|
| Value of your account at year end 2008       | \$73,902.60        |
| Net amount you invested                      | -\$6,110.00        |
| Your investment return                       |                    |
| Dividend and interest income                 | \$1,324.37         |
| Change in market value                       | \$21,081.74        |
| <b>Value of your account on Dec 31, 2009</b> | <b>\$90,198.71</b> |







DORTHY E MOXLEY TTEE  
JW 38803 JP

Account name:  
Account number:

## Your account balance sheet

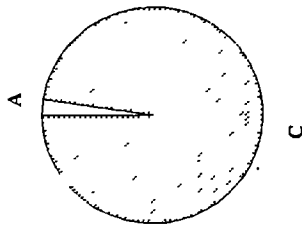
### Summary of your assets

|                                  | Value on<br>December 31 (\$) | Percentage of<br>your account |
|----------------------------------|------------------------------|-------------------------------|
| <b>A</b> Cash and money balances | 2,151 16                     | 2 38%                         |
| <b>B</b> Cash alternatives       | 0 00                         | 0 00%                         |
| <b>C</b> Equities                | 88,047 55                    | 97 62%                        |
| <b>D</b> Fixed income            | 0 00                         | 0 00%                         |
| <b>E</b> Alternative strategies  | 0 00                         | 0 00%                         |
| <b>F</b> Broad commodities       | 0 00                         | 0 00%                         |
| <b>G</b> Real estate             | 0 00                         | 0 00%                         |
| <b>H</b> Other                   | 0 00                         | 0 00%                         |
| <b>Total assets</b>              | <b>\$90,198.71</b>           | <b>100.00%</b>                |

**Value of your account**

**\$90,198.71**

### Your current asset allocation



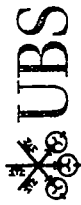
## Eye on the markets

| Index   | Percentage change |              |
|---|-------------------|--------------|
|   | December 2009     | Year to date |
| S&P 500                                       | 1 93%             | 26 46%       |
| Russell 3000                                  | 2 85%             | 28 34%       |
| MSCI - Europe, Australia & Far East           | 1 45%             | 32 46%       |
| Barclays Capital Aggregate Bond Index 10+ Yrs | -3 30%            | 0 08%        |

### Interest rates on December 31, 2009

3-month Treasury bills 0 10%

One-month LIBOR 0 23%



Personal Trust Account  
December 2009

Account name:  
Account type:  
Account number:

DORTHY E MOXLEY TTEE  
Personal Trust  
JW 38803 JP

Your Financial Advisor:  
TOOHEY/CRAGG  
410-576-3200/800-622-0073

## Change in the value of your account

|   | December 2009 (\$) | Year to date (\$)  |
|---|--------------------|--------------------|
| <b>Opening account value</b>                                  | <b>\$92,228.17</b> | <b>\$73,902.60</b> |
| Withdrawals and fees,<br>including securities transferred out | -4,000.00          | -6,110.00          |
| Dividend and interest income                                  | 861.78             | 1,324.37           |
| Change in market value  | 1,108.76           | 21,081.74          |
| <b>Closing account value</b>                                  | <b>\$90,198.71</b> | <b>\$90,198.71</b> |

## Dividend and interest income earned

For purposes of this statement, taxability of interest and dividend income has been determined from a US tax reporting perspective. Based upon the residence of the account holder, account type, or product type, some interest and/or dividend payments may not be subject to United States (US) and/or Puerto Rico (PR) income taxes. The client monthly statement is not intended to be used and cannot be relied upon for tax purposes. Clients should refer to the applicable tax reporting forms they receive from UBS annually, such as the Forms 1099 and the Forms 480, for tax reporting information. It is the practice of UBS to file the applicable tax reporting forms with the US Internal Revenue Service and PR Treasury Department, and in such forms accurately classify dividends and/or interest as tax exempt or taxable income. Please consult your individual tax preparer.

|                                      | December 2009 (\$) | Year to date (\$) |
|--------------------------------------|--------------------|-------------------|
| Taxable dividends                    | 861.78             | 1,322.58          |
| <b>Total current year</b>            | <b>\$861.78</b>    | <b>\$1,322.58</b> |
| Prior year adjustment                | 0.00               | 1.79              |
| <b>Total dividend &amp; interest</b> | <b>\$861.78</b>    | <b>\$1,324.37</b> |

## Summary of gains and losses

Values reported below exclude products for which gains and losses are not classified

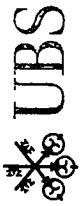
|              | Realized gains and losses |                   | Unrealized gains and losses (\$) |
|--------------|---------------------------|-------------------|----------------------------------|
|              | December 2009 (\$)        | Year to date (\$) |                                  |
| Short term   | 0.00                      | 0.00              | 5.61                             |
| Long term    | 0.00                      | 0.00              | -4,044.94                        |
| <b>Total</b> | <b>\$0.00</b>             | <b>\$0.00</b>     | <b>-\$4,039.33</b>               |

## Cash activity summary

See the section "Account activity this month" for details. UBS Bank USA deposit account balances are included in the opening and closing balances value, are insured by the FDIC within applicable limits, but are not protected by SIPC. See Important information about your statement at the end of this document for details about those balances.

|                                       | December 2009 (\$) | Year to date (\$)  |
|---------------------------------------|--------------------|--------------------|
| <b>Opening balances</b>               | <b>\$6,003.47</b>  | <b>\$7,650.88</b>  |
| <i>Additions</i>                      |                    |                    |
| Dividend and interest income          | 861.78             | 1,324.37           |
| <b>Total additions</b>                | <b>\$861.78</b>    | <b>\$1,324.37</b>  |
| <i>Subtractions</i>                   |                    |                    |
| Checks and bill payments              | -4,000.00          | -6,110.00          |
| Funds withdrawn for securities bought | -714.09            | -714.09            |
| <b>Total subtractions</b>             | <b>-\$4,714.09</b> | <b>-\$6,824.09</b> |
| <b>Net cash flow</b>                  | <b>-\$3,852.31</b> | <b>-\$5,499.72</b> |
| <b>Closing balances</b>               | <b>\$2,151.16</b>  | <b>\$2,151.16</b>  |





DORTHY E MOXLEY TTEE  
JW 38803 JP

Account name:  
Account number:

## Your investment objectives:

You have identified the following investment objectives for this account. If you have questions about these objectives, disagree with them, or wish to change them, please contact your Financial Advisor or Branch Manager. You can find a full description of the alternative investment objectives in *Important information about your statement* at the end of this document.

**Your return objective:**

Current income & capital appreciation

**Your risk profile:**

Primary - Moderate

Secondary - Conservative

## Your account instructions

- Statement copies are sent to 1 interested party



Personal Trust Account  
December 2009

Account name:  
Account type:  
Account number:

DORTHY E MOXLEY TTEE  
Personal Trust  
JW 38803 JP

Your Financial Advisor:  
TOOHEY/CRAGG  
410-576-3200/800-622-0073

## Your assets

Some prices, income and current values shown may be approximate. As a result, gains and losses may not be accurately reflected. See *Important information about your statement* at the end of this document for more information.

### Cash

#### Cash and money balances

| Holding                  | Opening balance<br>on Dec 1 (\$) | Closing balance<br>on Dec 31 (\$) | Price per share<br>on Dec 31 (\$) | Average<br>rate | Dividend/Interest<br>period | Days in<br>period |
|--------------------------|----------------------------------|-----------------------------------|-----------------------------------|-----------------|-----------------------------|-------------------|
| RMA MONEY MKT. PORTFOLIO | 6,003.47                         | 2,151.16                          | 1.00                              | 0.01%           | Nov 23 to Dec 23            | 31                |

### Equities

#### Mutual funds

*Total reinvested* is the total of all reinvested dividends. It does not include any cash dividends. It is not a tax lot for the purposes of determining holding periods or cost basis. The shares you receive each time you reinvest dividends become a separate tax lot.

*Cost basis* is the total purchase cost of the security, including reinvested dividends. The cost basis may need to be adjusted for return of capital payments in order to determine the adjusted cost basis for tax reporting purposes.

*Unrealized gain or loss* is the difference between the current value and the cost basis. The unrealized gain or loss may need to be adjusted for return of capital payments in order to determine the realized gain or loss for tax reporting purposes.  
*Investment return* is the current value minus the amount you invested. It does not include any cash dividends that were not reinvested.

| Holding                       | Number<br>of shares | Purchase price<br>per share (\$) | Client<br>investment (\$) | Cost<br>basis (\$) | Price per share<br>on Dec 31 (\$) | Value on<br>Dec 31 (\$) | Unrealized<br>gain or loss (\$) | Investment<br>return (\$) | Holding<br>period |
|-------------------------------|---------------------|----------------------------------|---------------------------|--------------------|-----------------------------------|-------------------------|---------------------------------|---------------------------|-------------------|
| AMERICAN FUNDS                |                     |                                  |                           |                    |                                   |                         |                                 |                           |                   |
| INVESTMENT COMPANY            |                     |                                  |                           |                    |                                   |                         |                                 |                           |                   |
| OF AMERICA CL A               |                     |                                  |                           |                    |                                   |                         |                                 |                           |                   |
| Trade date Nov 13, 01         | 869.415             | 28.700                           | 24,952.22                 | 24,952.22          | 25.950                            | 22,561.31               | -2,390.91                       |                           | LT                |
| Total reinvested              | 182.526             | 31.458                           |                           | 5,742.04           | 25.950                            | 4,736.55                | -1,005.49                       |                           |                   |
| EAI \$590 Current yield 2.16% |                     |                                  |                           |                    |                                   |                         |                                 |                           |                   |
| Security total                | 1,051.941           |                                  | 24,952.22                 | 30,694.26          |                                   | 27,297.86               | -3,396.40                       | 2,345.64                  |                   |
| AMERICAN FUNDS NEW            |                     |                                  |                           |                    |                                   |                         |                                 |                           |                   |
| PERSPECTIVE FUND CL A         |                     |                                  |                           |                    |                                   |                         |                                 |                           |                   |
| Total reinvested              | 1,590.929           |                                  |                           |                    | 25.640                            | 40,791.41               |                                 |                           |                   |
| EAI \$723 Current yield 1.19% | 778.404             | 26.465                           |                           | 20,601.21          | 25.640                            | 19,958.28               | -642.93                         |                           |                   |
| Security total                | 2,369.333           |                                  |                           | 20,601.21          |                                   | 60,749.69               | -642.93                         |                           |                   |
| Total                         |                     |                                  | \$24,952.22               | \$51,295.47        |                                   | \$88,047.55             | -\$4,039.33                     | \$2,345.64                |                   |

Total estimated annual income: \$1,313



00005520 00033436

APZ60003001113267 PZ6000115653 00001 1209 000000000 1 JW JP



Account name: DORTHY E MOXLEY TTEE  
Account number: JW 38803 JP

Your assets (continued)

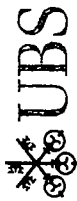
### Your total assets

|              | Value on Dec 31 (\$) | Percentage of<br>your account | Cost<br>basis (\$) | Estimated<br>annual income (\$) | Unrealized<br>gain or loss (\$) |
|--------------|----------------------|-------------------------------|--------------------|---------------------------------|---------------------------------|
| Cash         | 2,151.16             | 2.38%                         | 2,151.16           |                                 |                                 |
| Equities     | 88,047.55            | 97.62%                        | 51,295.47          | 1,313.00                        | -4,039.33                       |
| <b>Total</b> | <b>\$90,198.71</b>   | <b>100.00%</b>                | <b>\$53,446.63</b> | <b>\$1,313.00</b>               | <b>-\$4,039.33</b>              |

\* Missing cost basis information

### Account activity this month

| Dividend and interest income       |             |  |             |  |
|------------------------------------|-------------|--|-------------|--|
| Taxable dividends                  |             |  |             |  |
| Date                               | Activity    | Description  | Amount (\$) |  |
| Dec 17                             | St Cap Gain | RMA MONEY MKT PORTFOLIO AS OF 12/16/09                           | 0.42        |  |
| Dec 24                             | Dividend    | AMERICAN FUNDS NEW PERSPECTIVE FUND CL A AS OF 12/23/09          | 714.09      |  |
| Dec 28                             | Dividend    | AMERICAN FUNDS INVESTMENT COMPANY OF AMERICA CL A AS OF 12/24/09 | 136.75      |  |
| Dec 28                             | Dividend    | AMERICAN FUNDS INVESTMENT COMPANY OF AMERICA CL A AS OF 12/24/09 | 10.52       |  |
| Total taxable dividends            |             |  | \$861.78    |  |
| Total dividend and interest income |             |  | \$861.78    |  |
|                                    |             |  |             |  |
| Check number                       | Date        | Description  | Amount (\$) |  |
| 000151                             | Dec 23      | UNIVERSITY OF KANSAS ENDOWM                                      | -2,000.00   |  |
| 000152                             | Dec 29      | THE HILL SCHOOL  | -2,000.00   |  |
| Total checks                       |             |  | -\$4,000.00 |  |



Personal Trust Account  
December 2009

Account name:  
Account type:  
Account number:

DORTHY E MOXLEY TTEE  
Personal Trust  
JW 38803 JP

Your Financial Advisor:  
TOOHEY/CRAGG  
410-576-3200/800-622-0073

## Account activity this month (continued)

### Security transactions

For more information about the price/value shown for restricted securities, see *Important information about your statement* at the end of this document

| Date         | Activity     | Description  | Quantity | Value (\$) | Price (\$) | Proceeds from securities transactions (\$) | Funds withdrawn for securities bought (\$) | Accrued interest (\$) |
|--------------|--------------|--|----------|------------|------------|--|--|-----------------------|
| Dec 24       | Reinvestment | AMERICAN FUNDS NEW PERSPECTIVE FUND CL<br>A DIVIDEND REINVESTED AT 25.44 NAV ON<br>12/22/09 AS OF 12/23/09 | 28.070   |            |            |  | -714.09                                    |                       |
| <b>Total</b> |              |  |          |            |            |  | <b>-714.09</b>                             |                       |

| Date          | Activity                         | Description                            | Amount (\$)       |
|---------------|----------------------------------|--|-------------------|
| <b>Nov 30</b> | <b>Balance forward</b>           |  |                   |
| Dec 17        | Bought                           | RMA MONEY MKT PORTFOLIO AS OF 12/16/09 | \$6,003.47        |
| Dec 24        | Sold                             | RMA MONEY MKT PORTFOLIO AS OF 12/23/09 | 0.42              |
| Dec 29        | Bought                           | RMA MONEY MKT PORTFOLIO                | -2,000.00         |
| Dec 30        | Sold                             | RMA MONEY MKT PORTFOLIO AS OF 12/29/09 | 147.27            |
| Dec 31        | Closing RMA Money Mkt. Portfolio |  | -2,000.00         |
|               |                                  |  | <b>\$2,151.16</b> |

The RMA Money Market Portfolio is your primary sweep option





Your notes

L