



See a Social Security Number? Say Something!  
Report Privacy Problems to <https://public.resource.org/privacy>  
Or call the IRS Identity Theft Hotline at 1-800-908-4490



Form **990-PF**

**Return of Private Foundation**  
or Section 4947(a)(1) Nonexempt Charitable Trust  
Treated as a Private Foundation

OMB No 1545-0052

**2009**

Department of the Treasury  
Internal Revenue Service

Note: The foundation may be able to use a copy of this return to satisfy state reporting requirements

For calendar year **2009**, or tax year beginning , **2009**, and ending , **20**

G Check all that apply:  Initial return  Initial return of a former public charity  Final return  
 Amended return  Address change  Name change

Use the IRS label. Otherwise, print or type. See Specific Instructions.	Name of foundation <b>CUNO FOUNDATION TR U/A #1</b>		A Employer identification number <b>06-6033040</b>
	Number and street (or P O box number if mail is not delivered to street address) <b>P O BOX 1802</b>	Room/suite	B Telephone number (see page 10 of the instructions) <b>( ) -</b>
	City or town, state, and ZIP code <b>PROVIDENCE, RI 02901-1802</b>		C If exemption application is pending, check here <input type="checkbox"/> D 1 Foreign organizations, check here <input type="checkbox"/> 2 Foreign organizations meeting the 85% test, check here and attach computation <input type="checkbox"/> E If private foundation status was terminated under section 507(b)(1)(A), check here <input type="checkbox"/> F If the foundation is in a 60-month termination under section 507(b)(1)(B), check here <input type="checkbox"/>
H Check type of organization: <input checked="" type="checkbox"/> Section 501(c)(3) exempt private foundation <input type="checkbox"/> Section 4947(a)(1) nonexempt charitable trust <input type="checkbox"/> Other taxable private foundation			
I Fair market value of all assets at end of year (from Part II, col. (c), line 16) <b>\$ 8,895,022.</b>			
J Accounting method <input checked="" type="checkbox"/> Cash <input type="checkbox"/> Accrual <input type="checkbox"/> Other (specify) _____ (Part I, column (d) must be on cash basis)			

Part I Analysis of Revenue and Expenses (The total of amounts in columns (b), (c), and (d) may not necessarily equal the amounts in column (a) (see page 11 of the instructions))		(a) Revenue and expenses per books	(b) Net investment income	(c) Adjusted net income	(d) Disbursements for charitable purposes (cash basis only)
1	Contributions, gifts, grants, etc., received (attach schedule)				
2	Check <input checked="" type="checkbox"/> if the foundation is not required to attach Sch. B.				
3	Interest on savings and temporary cash investments				
4	Dividends and interest from securities	279,408.	279,271.		STMT 1
5a	Gross rents				
b	Net rental income or (loss)				
6a	Net gain or (loss) from sale of assets not on line 10	-108,413.			
b	Gross sales price for all assets on line 6a	1,127,177.			
7	Capital gain net income (from Part IV, line 2)				
8	Net short-term capital gain				
9	Income modification				
10a	Gross sales, less returns and allowances				
b	Less Cost of goods sold				
c	Gross profit or (loss) (attach schedule)	3,369.	3,067.		STMT 4
11	Other income (attach schedule)	174,364.	282,338.		
12	Total. Add lines 1 through 11	58,179.	23,272.		34,907.
13	Compensation of officers, directors, trustees, etc.				
14	Other employee salaries and wages				
15	Pension plans, employee benefits				
16a	Legal fees (attach schedule)				
b	Accounting fees (attach schedule) STMT 5	1,550.	660.	NONE	890.
c	Other professional fees (attach schedule)				
17	Interest				
18	Taxes (attach schedule) (see page 14 of the instructions) STMT 6	3,538.	2,538.		
19	Depreciation (attach schedule) and depletion				
20	Occupancy				
21	Travel, conferences, and meetings				
22	Printing and publications				
23	Other expenses (attach schedule) STMT 7	23,204.			23,204.
24	Total operating and administrative expenses. Add lines 13 through 23	86,471.	26,470.	NONE	59,001.
25	Contributions, gifts, grants paid	469,704.			469,704.
26	Total expenses and disbursements. Add lines 24 and 25	556,175.	26,470.	NONE	528,705.
27	Subtract line 26 from line 12				
a	Excess of revenue over expenses and disbursements	-381,811.			
b	Net investment income (if negative, enter -0-)		255,868.		
c	Adjusted net income (if negative, enter -0-)				

ENVELOPE DATE MAR 22 2010

SCANNED MAR 29 2010

RECEIVED  
MAR 25 2010  
IPS-OSC

For Privacy Act and Paperwork Reduction Act Notice, see page 30 of the instructions.

JSA

Form 990-PF (2009)

9E1410 1 000

FK4062 L775 03/18/2010 09:39:38

4

23

Part II Balance Sheets		Attached schedules and amounts in the description column should be for end-of-year amounts only (See instructions)		
		Beginning of year	End of year	
		(a) Book Value	(b) Book Value	(c) Fair Market Value
Assets	1 Cash - non-interest-bearing . . . . .	NONE	NONE	
	2 Savings and temporary cash investments . . . . .	178,299.	90,446.	90,446.
	3 Accounts receivable ▶			
	Less allowance for doubtful accounts ▶			
	4 Pledges receivable ▶			
	Less allowance for doubtful accounts ▶			
	5 Grants receivable . . . . .			
	6 Receivables due from officers, directors, trustees, and other disqualified persons (attach schedule) (see page 16 of the instructions)			
	7 Other notes and loans receivable (attach schedule) ▶ *		*	NONE
	Less allowance for doubtful accounts ▶	NONE	NONE	NONE
	8 Inventories for sale or use . . . . .			
	9 Prepaid expenses and deferred charges . . . . .			
	10 a Investments - U S and state government obligations (attach schedule)	690,418.	496,406.	534,003.
	b Investments - corporate stock (attach schedule)	7,474,870.	7,150,824.	8,031,567.
	c Investments - corporate bonds (attach schedule)	NONE	226,015.	239,006.
	11 Investments - land, buildings, and equipment basis			NONE
Less accumulated depreciation (attach schedule)	NONE	NONE		
12 Investments - mortgage loans . . . . .	NONE	NONE		
13 Investments - other (attach schedule) . . . . . STMT 8	NONE	NONE	NONE	
14 Land, buildings, and equipment basis				
Less accumulated depreciation (attach schedule)				
15 Other assets (describe ▶ )	NONE	NONE	NONE	
16 <b>Total assets</b> (to be completed by all filers - see the instructions Also, see page 1, item I) . . . . .	8,343,587.	7,963,691.	8,895,022.	
Liabilities	17 Accounts payable and accrued expenses . . . . .			
	18 Grants payable . . . . .			
	19 Deferred revenue . . . . .			
	20 Loans from officers, directors, trustees, and other disqualified persons . . . . .			
	21 Mortgages and other notes payable (attach schedule) . . . . .			
	22 Other liabilities (describe ▶ )			
23 <b>Total liabilities</b> (add lines 17 through 22) . . . . .				
Net Assets or Fund Balances	<b>Foundations that follow SFAS 117, check here ▶</b> <input type="checkbox"/>			
	<b>and complete lines 24 through 26 and lines 30 and 31.</b>			
	24 Unrestricted . . . . .			
	25 Temporarily restricted . . . . .			
	26 Permanently restricted . . . . .			
	<b>Foundations that do not follow SFAS 117, check here and complete lines 27 through 31.</b> ▶ <input checked="" type="checkbox"/>			
	27 Capital stock, trust principal, or current funds . . . . .	8,343,587.	7,963,691.	
28 Paid-in or capital surplus, or land, bldg, and equipment fund				
29 Retained earnings, accumulated income, endowment, or other funds . . . . .	NONE	NONE		
30 <b>Total net assets or fund balances</b> (see page 17 of the instructions) . . . . .	8,343,587.	7,963,691.		
31 <b>Total liabilities and net assets/fund balances</b> (see page 17 of the instructions) . . . . .	8,343,587.	7,963,691.		

Part III Analysis of Changes in Net Assets or Fund Balances		
1 Total net assets or fund balances at beginning of year - Part II, column (a), line 30 (must agree with end-of-year figure reported on prior year's return) . . . . .	1	8,343,587.
2 Enter amount from Part I, line 27a . . . . .	2	-381,811.
3 Other increases not included in line 2 (itemize) ▶ SEE STATEMENT 9 . . . . .	3	3,093.
4 Add lines 1, 2, and 3 . . . . .	4	7,964,869.
5 Decreases not included in line 2 (itemize) ▶ SEE STATEMENT 10 . . . . .	5	1,178.
6 <b>Total net assets or fund balances at end of year</b> (line 4 minus line 5) - Part II, column (b), line 30 . . . . .	6	7,963,691.

**Part IV Capital Gains and Losses for Tax on Investment Income**

(a) List and describe the kind(s) of property sold (e.g., real estate, 2-story brick warehouse, or common stock, 200 shs MLC Co)		(b) How acquired P-Purchase D-Donation	(c) Date acquired (mo., day, yr.)	(d) Date sold (mo., day, yr)	
1a SEE PART IV DETAIL					
b					
c					
d					
e					
(e) Gross sales price	(f) Depreciation allowed (or allowable)	(g) Cost or other basis plus expense of sale	(h) Gain or (loss) (e) plus (f) minus (g)		
a					
b					
c					
d					
e					
Complete only for assets showing gain in column (h) and owned by the foundation on 12/31/69			(l) Gains (Col. (h) gain minus col. (k), but not less than -0-) or Losses (from col (h))		
(i) F.M.V. as of 12/31/69	(j) Adjusted basis as of 12/31/69	(k) Excess of col. (i) over col. (j), if any			
a					
b					
c					
d					
e					
2 Capital gain net income or (net capital loss) . . . . .		{ If gain, also enter in Part I, line 7 If (loss), enter -0- in Part I, line 7 }		2	-108,413.
3 Net short-term capital gain or (loss) as defined in sections 1222(5) and (6) If gain, also enter in Part I, line 8, column (c) (see pages 13 and 17 of the instructions). If (loss), enter -0- in Part I, line 8. . . . .		{ }		3	

**Part V Qualification Under Section 4940(e) for Reduced Tax on Net Investment Income**

(For optional use by domestic private foundations subject to the section 4940(a) tax on net investment income.)

If section 4940(d)(2) applies, leave this part blank.

Was the foundation liable for the section 4942 tax on the distributable amount of any year in the base period? . . . .  Yes  No  
If "Yes," the foundation does not qualify under section 4940(e). Do not complete this part.

1 Enter the appropriate amount in each column for each year; see page 18 of the instructions before making any entries.

(a) Base period years Calendar year (or tax year beginning in)	(b) Adjusted qualifying distributions	(c) Net value of noncharitable-use assets	(d) Distribution ratio (col. (b) divided by col. (c))
2008	524,424.	9,264,269.	0.05660716458
2007	508,025.	10,512,301.	0.04832671743
2006	529,567.	9,967,379.	0.05313001542
2005	534,153.	9,595,136.	0.05566914320
2004	504,231.	9,605,495.	0.05249401514

2 Total of line 1, column (d) . . . . .	2	0.26622705577
3 Average distribution ratio for the 5-year base period - divide the total on line 2 by 5, or by the number of years the foundation has been in existence if less than 5 years . . . . .	3	0.05324541115
4 Enter the net value of noncharitable-use assets for 2009 from Part X, line 5 . . . . .	4	7,956,123.
5 Multiply line 4 by line 3 . . . . .	5	423,627.
6 Enter 1% of net investment income (1% of Part I, line 27b) . . . . .	6	2,559.
7 Add lines 5 and 6 . . . . .	7	426,186.
8 Enter qualifying distributions from Part XII, line 4 . . . . . If line 8 is equal to or greater than line 7, check the box in Part VI, line 1b, and complete that part using a 1% tax rate. See the Part VI instructions on page 18.	8	528,705.

Part VI Excise Tax Based on Investment Income (Section 4940(a), 4940(b), 4940(e), or 4948 - see page 18 of the instructions)

Table with 11 rows for excise tax calculations. Includes sub-rows 6a-6d for credits/payments. Total tax due is 1,265. Refunded.

Part VII-A Statements Regarding Activities

Table with 10 rows for activity statements. Includes Yes/No columns. Activities include political campaign influence, political expenditures, and substantial contributors.

**Part VII-A Statements Regarding Activities (continued)**

11	At any time during the year, did the foundation, directly or indirectly, own a controlled entity within the meaning of section 512(b)(13)? If "Yes," attach schedule (see page 20 of the instructions) . . . . .	11		X
12	Did the foundation acquire a direct or indirect interest in any applicable insurance contract before August 17, 2008? . . . . .	12		X
13	Did the foundation comply with the public inspection requirements for its annual returns and exemption application? . . . . .	13	X	
Website address ▶ N/A				
14 The books are in care of ▶ PRIVATE BANK TAX SERVICES Telephone no. ▶ (401)278-6812				
Located at ▶ P.O. BOX 1802, PROVIDENCE, RI ZIP + 4 ▶ 02901-1802				
15	Section 4947(a)(1) nonexempt charitable trusts filing Form 990-PF in lieu of Form 1041 - Check here . . . . . ▶ <input type="checkbox"/>			
				15

**Part VII-B Statements Regarding Activities for Which Form 4720 May Be Required**

File Form 4720 if any item is checked in the "Yes" column, unless an exception applies.

		Yes	No
1a	During the year did the foundation (either directly or indirectly)		
(1)	Engage in the sale or exchange, or leasing of property with a disqualified person? . . . . . <input type="checkbox"/> Yes <input checked="" type="checkbox"/> No		
(2)	Borrow money from, lend money to, or otherwise extend credit to (or accept it from) a disqualified person? . . . . . <input type="checkbox"/> Yes <input checked="" type="checkbox"/> No		
(3)	Furnish goods, services, or facilities to (or accept them from) a disqualified person? . . . . . <input type="checkbox"/> Yes <input checked="" type="checkbox"/> No		
(4)	Pay compensation to, or pay or reimburse the expenses of, a disqualified person? . . . . . <input checked="" type="checkbox"/> Yes <input type="checkbox"/> No		
(5)	Transfer any income or assets to a disqualified person (or make any of either available for the benefit or use of a disqualified person)? . . . . . <input type="checkbox"/> Yes <input checked="" type="checkbox"/> No		
(6)	Agree to pay money or property to a government official? (Exception. Check "No" if the foundation agreed to make a grant to or to employ the official for a period after termination of government service, if terminating within 90 days.) . . . . . <input type="checkbox"/> Yes <input checked="" type="checkbox"/> No		
b	If any answer is "Yes" to 1a(1)-(6), did any of the acts fail to qualify under the exceptions described in Regulations section 53.4941(d)-3 or in a current notice regarding disaster assistance (see page 20 of the instructions)? . . . . . <input type="checkbox"/>	1b	X
c	Did the foundation engage in a prior year in any of the acts described in 1a, other than excepted acts, that were not corrected before the first day of the tax year beginning in 2009? . . . . . <input type="checkbox"/>	1c	X
2	Taxes on failure to distribute income (section 4942) (does not apply for years the foundation was a private operating foundation defined in section 4942(j)(3) or 4942(j)(5))		
a	At the end of tax year 2009, did the foundation have any undistributed income (lines 6d and 6e, Part XIII) for tax year(s) beginning before 2009? . . . . . <input type="checkbox"/> Yes <input checked="" type="checkbox"/> No If "Yes," list the years ▶		
b	Are there any years listed in 2a for which the foundation is not applying the provisions of section 4942(a)(2) (relating to incorrect valuation of assets) to the year's undistributed income? (If applying section 4942(a)(2) to all years listed, answer "No" and attach statement - see page 20 of the instructions.) . . . . . <input type="checkbox"/>	2b	
c	If the provisions of section 4942(a)(2) are being applied to any of the years listed in 2a, list the years here. ▶		
3a	Did the foundation hold more than a 2% direct or indirect interest in any business enterprise at any time during the year? . . . . . <input type="checkbox"/> Yes <input checked="" type="checkbox"/> No		
b	If "Yes," did it have excess business holdings in 2009 as a result of (1) any purchase by the foundation or disqualified persons after May 26, 1969; (2) the lapse of the 5-year period (or longer period approved by the Commissioner under section 4943(c)(7)) to dispose of holdings acquired by gift or bequest, or (3) the lapse of the 10-, 15-, or 20-year first phase holding period? (Use Schedule C, Form 4720, to determine if the foundation had excess business holdings in 2009) . . . . . <input type="checkbox"/>	3b	
4a	Did the foundation invest during the year any amount in a manner that would jeopardize its charitable purposes? . . . . . <input type="checkbox"/>	4a	X
b	Did the foundation make any investment in a prior year (but after December 31, 1969) that could jeopardize its charitable purpose that had not been removed from jeopardy before the first day of the tax year beginning in 2009? . . . . . <input type="checkbox"/>	4b	X

**Part VII-B Statements Regarding Activities for Which Form 4720 May Be Required (continued)**

5a During the year did the foundation pay or incur any amount to

(1) Carry on propaganda, or otherwise attempt to influence legislation (section 4945(e))?  Yes  No

(2) Influence the outcome of any specific public election (see section 4955), or to carry on, directly or indirectly, any voter registration drive?  Yes  No

(3) Provide a grant to an individual for travel, study, or other similar purposes?  Yes  No

(4) Provide a grant to an organization other than a charitable, etc., organization described in section 509(a)(1), (2), or (3), or section 4940(d)(2)? (see page 22 of the instructions)  Yes  No

(5) Provide for any purpose other than religious, charitable, scientific, literary, or educational purposes, or for the prevention of cruelty to children or animals?  Yes  No

b If any answer is "Yes" to 5a(1)-(5), did any of the transactions fail to qualify under the exceptions described in Regulations section 53.4945 or in a current notice regarding disaster assistance (see page 22 of the instructions)?  Yes  No  
 Organizations relying on a current notice regarding disaster assistance check here

c If the answer is "Yes" to question 5a(4), does the foundation claim exemption from the tax because it maintained expenditure responsibility for the grant?  Yes  No  
 If "Yes," attach the statement required by Regulations section 53.4945-5(d)

6a Did the foundation, during the year, receive any funds, directly or indirectly, to pay premiums on a personal benefit contract?  Yes  No

b Did the foundation, during the year, pay premiums, directly or indirectly, on a personal benefit contract?  Yes  No  
 If "Yes" to 6b, file Form 8870.

7a At any time during the tax year, was the foundation a party to a prohibited tax shelter transaction?  Yes  No

b If yes, did the foundation receive any proceeds or have any net income attributable to the transaction?  Yes  No

**Part VIII Information About Officers, Directors, Trustees, Foundation Managers, Highly Paid Employees, and Contractors**

**1 List all officers, directors, trustees, foundation managers and their compensation (see page 22 of the instructions).**

(a) Name and address	(b) Title, and average hours per week devoted to position	(c) Compensation (If not paid, enter -0-)	(d) Contributions to employee benefit plans and deferred compensation	(e) Expense account, other allowances
SEE STATEMENT 12		58,179.	-0-	-0-

**2 Compensation of five highest-paid employees (other than those included on line 1 - see page 23 of the instructions). If none, enter "NONE."**

(a) Name and address of each employee paid more than \$50,000	(b) Title, and average hours per week devoted to position	(c) Compensation	(d) Contributions to employee benefit plans and deferred compensation	(e) Expense account, other allowances
SEE STATEMENT 13		NONE	NONE	NONE

Total number of other employees paid over \$50,000  NONE

**Part VIII Information About Officers, Directors, Trustees, Foundation Managers, Highly Paid Employees, and Contractors (continued)**

**3 Five highest-paid independent contractors for professional services (see page 23 of the instructions). If none, enter "NONE."**

(a) Name and address of each person paid more than \$50,000	(b) Type of service	(c) Compensation
SEE STATEMENT 14		NONE

Total number of others receiving over \$50,000 for professional services . . . . . NONE

**Part IX-A Summary of Direct Charitable Activities**

List the foundation's four largest direct charitable activities during the tax year. Include relevant statistical information such as the number of organizations and other beneficiaries served, conferences convened, research papers produced, etc	Expenses
1 NONE	
2	
3	
4	

**Part IX-B Summary of Program-Related Investments (see page 23 of the instructions)**

Describe the two largest program-related investments made by the foundation during the tax year on lines 1 and 2.	Amount
1 NONE	
2	
All other program-related investments See page 24 of the instructions	
3 NONE	
Total. Add lines 1 through 3 . . . . .	

**Part X Minimum Investment Return** (All domestic foundations must complete this part. Foreign foundations, see page 24 of the instructions.)

<b>1</b>	Fair market value of assets not used (or held for use) directly in carrying out charitable, etc., purposes.		
<b>a</b>	Average monthly fair market value of securities	<b>1a</b>	7,901,827.
<b>b</b>	Average of monthly cash balances	<b>1b</b>	176,802.
<b>c</b>	Fair market value of all other assets (see page 24 of the instructions)	<b>1c</b>	-1,347.
<b>d</b>	<b>Total</b> (add lines 1a, b, and c)	<b>1d</b>	8,077,282.
<b>e</b>	Reduction claimed for blockage or other factors reported on lines 1a and 1c (attach detailed explanation)	<b>1e</b>	
<b>2</b>	Acquisition indebtedness applicable to line 1 assets	<b>2</b>	NONE
<b>3</b>	Subtract line 2 from line 1d	<b>3</b>	8,077,282.
<b>4</b>	Cash deemed held for charitable activities. Enter 1 1/2% of line 3 (for greater amount, see page 25 of the instructions)	<b>4</b>	121,159.
<b>5</b>	<b>Net value of noncharitable-use assets.</b> Subtract line 4 from line 3. Enter here and on Part V, line 4	<b>5</b>	7,956,123.
<b>6</b>	<b>Minimum investment return.</b> Enter 5% of line 5	<b>6</b>	397,806.

**Part XI Distributable Amount** (see page 25 of the instructions) (Section 4942(j)(3) and (j)(5) private operating foundations and certain foreign organizations check here  and do not complete this part.)

<b>1</b>	Minimum investment return from Part X, line 6	<b>1</b>	397,806.
<b>2a</b>	Tax on investment income for 2009 from Part VI, line 5	<b>2a</b>	2,559.
<b>b</b>	Income tax for 2009. (This does not include the tax from Part VI.)	<b>2b</b>	
<b>c</b>	Add lines 2a and 2b	<b>2c</b>	2,559.
<b>3</b>	Distributable amount before adjustments. Subtract line 2c from line 1	<b>3</b>	395,247.
<b>4</b>	Recoveries of amounts treated as qualifying distributions	<b>4</b>	3,089.
<b>5</b>	Add lines 3 and 4	<b>5</b>	398,336.
<b>6</b>	Deduction from distributable amount (see page 25 of the instructions)	<b>6</b>	NONE
<b>7</b>	<b>Distributable amount as adjusted.</b> Subtract line 6 from line 5. Enter here and on Part XIII, line 1	<b>7</b>	398,336.

**Part XII Qualifying Distributions** (see page 25 of the instructions)

<b>1</b>	Amounts paid (including administrative expenses) to accomplish charitable, etc., purposes.		
<b>a</b>	Expenses, contributions, gifts, etc. - total from Part I, column (d), line 26	<b>1a</b>	528,705.
<b>b</b>	Program-related investments - total from Part IX-B	<b>1b</b>	
<b>2</b>	Amounts paid to acquire assets used (or held for use) directly in carrying out charitable, etc., purposes	<b>2</b>	NONE
<b>3</b>	Amounts set aside for specific charitable projects that satisfy the.		
<b>a</b>	Suitability test (prior IRS approval required)	<b>3a</b>	NONE
<b>b</b>	Cash distribution test (attach the required schedule)	<b>3b</b>	NONE
<b>4</b>	<b>Qualifying distributions.</b> Add lines 1a through 3b. Enter here and on Part V, line 8, and Part XIII, line 4	<b>4</b>	528,705.
<b>5</b>	Foundations that qualify under section 4940(e) for the reduced rate of tax on net investment income. Enter 1% of Part I, line 27b (see page 26 of the instructions)	<b>5</b>	2,559.
<b>6</b>	<b>Adjusted qualifying distributions.</b> Subtract line 5 from line 4	<b>6</b>	526,146.

**Note:** The amount on line 6 will be used in Part V, column (b), in subsequent years when calculating whether the foundation qualifies for the section 4940(e) reduction of tax in those years.

**Part XIII Undistributed Income** (see page 26 of the instructions)

	(a) Corpus	(b) Years prior to 2008	(c) 2008	(d) 2009
1 Distributable amount for 2009 from Part XI, line 7 . . . . .				398,336.
2 Undistributed income, if any, as of the end of 2009				
a Enter amount for 2008 only . . . . .			NONE	
b Total for prior years 20 07 , 20 _____, 20 _____		NONE		
3 Excess distributions carryover, if any, to 2009.				
a From 2004 . . . . . 25,872.				
b From 2005 . . . . . 57,422.				
c From 2006 . . . . . 36,072.				
d From 2007 . . . . . NONE				
e From 2008 . . . . . 61,859.				
f Total of lines 3a through e . . . . .	181,225.			
4 Qualifying distributions for 2009 from Part XII, line 4 ▶ \$ 528,705.				
a Applied to 2008, but not more than line 2a . . . . .			NONE	
b Applied to undistributed income of prior years (Election required - see page 26 of the instructions) . . . . .		NONE		
c Treated as distributions out of corpus (Election required - see page 26 of the instructions) . . . . .	NONE			
d Applied to 2009 distributable amount . . . . .				398,336.
e Remaining amount distributed out of corpus . . . . .	130,369.			
5 Excess distributions carryover applied to 2009 . . . . . (If an amount appears in column (d), the same amount must be shown in column (a))	NONE			NONE
6 Enter the net total of each column as indicated below:				
a Corpus. Add lines 3f, 4c, and 4e. Subtract line 5	311,594.			
b Prior years' undistributed income. Subtract line 4b from line 2b . . . . .		NONE		
c Enter the amount of prior years' undistributed income for which a notice of deficiency has been issued, or on which the section 4942(a) tax has been previously assessed . . . . .		NONE		
d Subtract line 6c from line 6b. Taxable amount - see page 27 of the instructions . . . . .		NONE		
e Undistributed income for 2008. Subtract line 4a from line 2a Taxable amount - see page 27 of the instructions . . . . .			NONE	
f Undistributed income for 2009. Subtract lines 4d and 5 from line 1. This amount must be distributed in 2010. . . . .				NONE
7 Amounts treated as distributions out of corpus to satisfy requirements imposed by section 170(b)(1)(F) or 4942(g)(3) (see page 27 of the instructions) . . . . .	NONE			
8 Excess distributions carryover from 2004 not applied on line 5 or line 7 (see page 27 of the instructions) . . . . .	25,872.			
9 Excess distributions carryover to 2010. Subtract lines 7 and 8 from line 6a . . . . .	285,722.			
10 Analysis of line 9				
a Excess from 2005 . . . . . 57,422.				
b Excess from 2006 . . . . . 36,072.				
c Excess from 2007 . . . . . NONE				
d Excess from 2008 . . . . . 61,859.				
e Excess from 2009 . . . . . 130,369.				

**Part XIV Private Operating Foundations** (see page 27 of the instructions and Part VII-A, question 9) **NOT APPLICABLE**

1a If the foundation has received a ruling or determination letter that it is a private operating foundation, and the ruling is effective for 2009, enter the date of the ruling . . . . .

b Check box to indicate whether the foundation is a private operating foundation described in section 4942(j)(3) or 4942(j)(5)

	Tax year				(e) Total
	(a) 2009	(b) 2008	(c) 2007	(d) 2006	
2a Enter the lesser of the adjusted net income from Part I or the minimum investment return from Part X for each year listed . . . . .					
b 85% of line 2a . . . . .					
c Qualifying distributions from Part XII, line 4 for each year listed . . . . .					
d Amounts included in line 2c not used directly for active conduct of exempt activities . . . . .					
e Qualifying distributions made directly for active conduct of exempt activities Subtract line 2d from line 2c . . . . .					
3 Complete 3a, b or c for the alternative test relied upon					
a "Assets" alternative test - enter					
(1) Value of all assets . . . . .					
(2) Value of assets qualifying under section 4942(j)(3)(B)(i). . . . .					
b "Endowment" alternative test - enter 2/3 of minimum investment return shown in Part X, line 6 for each year listed . . . . .					
c "Support" alternative test - enter					
(1) Total support other than gross investment income (interest, dividends, rents, payments on securities loans (section 512(a)(5)), or royalties) . . . . .					
(2) Support from general public and 5 or more exempt organizations as provided in section 4942(j)(3)(B)(iii) . . . . .					
(3) Largest amount of support from an exempt organization . . . . .					
(4) Gross investment income . . . . .					

**Part XV Supplementary Information** (Complete this part only if the foundation had \$5,000 or more in assets at any time during the year - see page 28 of the instructions.)

**1 Information Regarding Foundation Managers:**

a List any managers of the foundation who have contributed more than 2% of the total contributions received by the foundation before the close of any tax year (but only if they have contributed more than \$5,000). (See section 507(d)(2).)

N/A

b List any managers of the foundation who own 10% or more of the stock of a corporation (or an equally large portion of the ownership of a partnership or other entity) of which the foundation has a 10% or greater interest.

N/A

**2 Information Regarding Contribution, Grant, Gift, Loan, Scholarship, etc., Programs:**

Check here  if the foundation only makes contributions to preselected charitable organizations and does not accept unsolicited requests for funds. If the foundation makes gifts, grants, etc. (see page 28 of the instructions) to individuals or organizations under other conditions, complete items 2a, b, c, and d.

a The name, address, and telephone number of the person to whom applications should be addressed:  
SEE STATEMENT 15

b The form in which applications should be submitted and information and materials they should include:  
SEE ATTACHED STATEMENT FOR LINE 2

c Any submission deadlines:  
SEE ATTACHED STATEMENT FOR LINE 2

d Any restrictions or limitations on awards, such as by geographical areas, charitable fields, kinds of institutions, or other factors:  
SEE ATTACHED STATEMENT FOR LINE 2

**Part XV Supplementary Information (continued)**

**3 Grants and Contributions Paid During the Year or Approved for Future Payment**

Recipient Name and address (home or business)	If recipient is an individual, show any relationship to any foundation manager or substantial contributor	Foundation status of recipient	Purpose of grant or contribution	Amount
<p><i>a Paid during the year</i></p> <p>SEE STATEMENT 16</p>				
<b>Total . . . . .</b>				<b>469,704.</b>
<i>b Approved for future payment</i>				
<b>Total . . . . .</b>				<b>3b</b>

Part XVI-A Analysis of Income-Producing Activities

Enter gross amounts unless otherwise indicated.

Table with 5 columns: (a) Business code, (b) Amount, (c) Exclusion code, (d) Amount, (e) Related or exempt function income. Rows include Program service revenue, Membership dues, Interest on savings, Dividends, Net rental income, Other investment income, Gain or loss from sales, and Subtotal.

Part XVI-B Relationship of Activities to the Accomplishment of Exempt Purposes

Table with 2 columns: Line No. and Explain below how each activity for which income is reported in column (e) of Part XVI-A contributed importantly to the accomplishment of the foundation's exempt purposes. Includes the text 'NOT APPLICABLE'.

Part XVII Information Regarding Transfers To and Transactions and Relationships With Noncharitable Exempt Organizations

- 1 Did the organization directly or indirectly engage in any of the following with any other organization described in section 501(c) of the Code... a Transfers from the reporting foundation to a noncharitable exempt organization of. (1) Cash (2) Other assets b Other transactions (1) Sales of assets to a noncharitable exempt organization (2) Purchases of assets from a noncharitable exempt organization (3) Rental of facilities, equipment, or other assets (4) Reimbursement arrangements (5) Loans or loan guarantees (6) Performance of services or membership or fundraising solicitations c Sharing of facilities, equipment, mailing lists, other assets, or paid employees d If the answer to any of the above is "Yes," complete the following schedule.

Table with 4 columns: (a) Line no, (b) Amount involved, (c) Name of noncharitable exempt organization, (d) Description of transfers, transactions, and sharing arrangements.

2a Is the foundation directly or indirectly affiliated with, or related to, one or more tax-exempt organizations described in section 501(c) of the Code (other than section 501(c)(3)) or in section 527? Yes No

b If "Yes," complete the following schedule.

Table with 3 columns: (a) Name of organization, (b) Type of organization, (c) Description of relationship.

Under penalties of perjury, I declare that I have examined this return, including accompanying schedules and statements, and to the best of my knowledge and belief, it is true, correct, and complete Declaration of preparer (other than taxpayer or fiduciary) is based on all information of which preparer has any knowledge

Signature of officer or trustee: Austin Wentworth, Date: 03/18/2010, Title: SVP Tax. Preparer's signature, Date, Check if self-employed, Preparer's identifying number, Firm's name, EIN, Phone no.

**FORM 990-PF - PART IV  
CAPITAL GAINS AND LOSSES FOR TAX ON INVESTMENT INCOME**

Kind of Property		Description				P or D	Date acquired	Date sold
Gross sale price less expenses of sale	Depreciation allowed/ allowable	Cost or other basis	FMV as of 12/31/69	Adj. basis as of 12/31/69	Excess of FMV over adj basis		Gain or (loss)	
		TOTAL SHORT-TERM COMMON TRUST FUND AND PARTNERSHIP, S CORPORATION, AND OTHER ESTATES OR TRUST GAIN OR LOSS					5,809.	
		TOTAL LONG-TERM CAPITAL GAIN DIVIDENDS					30,151.	
		TOTAL LONG-TERM COMMON TRUST FUND AND PARTNERSHIP, S CORPORATION, AND OTHER ESTATES OR TRUST GAIN OR LOSS					-45,744.	
		437.71 INTERM GOVT/CREDIT BOND CTF PROPERTY TYPE: SECURITIES					05/18/2001	01/09/2009
5,000.00		5,132.00				-132.00		
		330.114 AGGREGATE BOND CTF PROPERTY TYPE: SECURITIES					05/18/2001	01/09/2009
5,000.00		5,240.00				-240.00		
		700. GENENTECH INC PROPERTY TYPE: SECURITIES					10/02/2007	03/26/2009
66,500.00		53,960.00				12,540.00		
		150000. UNITED STATES TREAS NTS 04/15/20 PROPERTY TYPE: SECURITIES					06/15/2004	04/15/2009
150,000.00		150,000.00						
		800. CIGNA CORPORATION PROPERTY TYPE: SECURITIES					03/12/2008	05/07/2009
18,342.00		31,790.00				-13,448.00		
		800. CIGNA CORPORATION PROPERTY TYPE: SECURITIES					08/01/2008	05/07/2009
18,342.00		28,025.00				-9,683.00		
		200. CIGNA CORPORATION PROPERTY TYPE: SECURITIES					08/01/2008	05/07/2009
4,585.00		7,006.00				-2,421.00		
		2500. CIGNA CORPORATION PROPERTY TYPE: SECURITIES					10/31/2008	05/07/2009
57,318.00		43,339.00				13,979.00		

**FORM 990-PF - PART IV  
CAPITAL GAINS AND LOSSES FOR TAX ON INVESTMENT INCOME**

Kind of Property		Description				P or D	Date acquired	Date sold
Gross sale price less expenses of sale	Depreciation allowed/ allowable	Cost or other basis	FMV as of 12/31/69	Adj basis as of 12/31/69	Excess of FMV over adj basis		Gain or (loss)	
6,871.00		100. EXXON MOBIL CORPORATION PROPERTY TYPE: SECURITIES 4,237.00					03/04/2002	05/07/2009
							2,634.00	
13,741.00		200. EXXON MOBIL CORPORATION PROPERTY TYPE: SECURITIES 4,156.00					02/25/1996	05/07/2009
							9,585.00	
3,155.00		200. HARTFORD FINANCIAL SVCS GRP PROPERTY TYPE: SECURITIES 20,601.00					04/27/2007	05/07/2009
							-17,446.00	
4,733.00		300. HARTFORD FINANCIAL SVCS GRP PROPERTY TYPE: SECURITIES 28,647.00					11/30/2007	05/07/2009
							-23,914.00	
7,888.00		500. HARTFORD FINANCIAL SVCS GRP PROPERTY TYPE: SECURITIES 19,373.00					01/26/2000	05/07/2009
							-11,485.00	
7,888.00		500. HARTFORD FINANCIAL SVCS GRP PROPERTY TYPE: SECURITIES 17,498.00					09/30/2008	05/07/2009
							-9,610.00	
63,106.00		4000. HARTFORD FINANCIAL SVCS GRP PROPERTY TYPE: SECURITIES 40,306.00					10/31/2008	05/07/2009
							22,800.00	
17,581.00		300. 3M CO COM PROPERTY TYPE: SECURITIES 17,945.00					03/04/2002	05/07/2009
							-364.00	
72,000.00		6267.192 INTERM GOVT/CREDIT BOND CTF PROPERTY TYPE: SECURITIES 72,072.00					05/18/2001	05/08/2009
							-72.00	
32,559.00		2047.292 INTERNATIONAL EQUITY CTF PROPERTY TYPE: SECURITIES 43,061.00					01/31/2008	05/08/2009
							-10,502.00	
15,441.00		970.95 INTERNATIONAL EQUITY CTF PROPERTY TYPE: SECURITIES 18,833.00					04/30/2003	05/08/2009
							-3,392.00	

**FORM 990-PF - PART IV  
CAPITAL GAINS AND LOSSES FOR TAX ON INVESTMENT INCOME**

Kind of Property		Description				P or D	Date acquired	Date sold
Gross sale price less expenses of sale	Depreciation allowed/ allowable	Cost or other basis	FMV as of 12/31/69	Adj. basis as of 12/31/69	Excess of FMV over adj basis		Gain or (loss)	
70,000.00		4636.99					05/18/2001	05/08/2009
			73,364.00				-3,364.00	
11,814.00		700.					10/02/2007	05/08/2009
			66,713.00				-54,899.00	
86,000.00		7441.958					06/18/1999	05/15/2009
			83,123.00				2,877.00	
31,000.00		2041.906					10/31/2001	05/15/2009
			33,349.00				-2,349.00	
51,137.00		50000.					05/17/2005	05/15/2009
			49,888.00				1,249.00	
5,660.00		100.					03/04/2002	07/02/2009
			5,124.00				536.00	
5,113.00		100.					03/04/2002	07/02/2009
			4,316.00				797.00	
5,057.00		100.					03/04/2002	07/02/2009
			3,744.00				1,313.00	
40,000.00		3398.125					05/18/2001	07/10/2009
			39,106.00				894.00	
40,000.00		2605.015					05/18/2001	07/10/2009
			41,276.00				-1,276.00	
6,995.00		300.					11/30/2007	09/22/2009
			8,396.00				-1,401.00	

**FORM 990-PF - PART IV  
CAPITAL GAINS AND LOSSES FOR TAX ON INVESTMENT INCOME**

Kind of Property		Description				P or D	Date acquired	Date sold
Gross sale price less expenses of sale	Depreciation allowed/allowable	Cost or other basis	FMV as of 12/31/69	Adj. basis as of 12/31/69	Excess of FMV over adj basis		Gain or (loss)	
5,284.00		100. COCA COLA CO COM PROPERTY TYPE: SECURITIES 5,202.00					04/27/2007	09/22/2009
							82.00	
37,052.00		200. GOLDMAN SACHS GROUP INC PROPERTY TYPE: SECURITIES 34,415.00					05/27/2008	09/22/2009
							2,637.00	
4,692.00		100. HEWLETT PACKARD COMPANY PROPERTY TYPE: SECURITIES 4,224.00					04/27/2007	09/22/2009
							468.00	
6,075.00		50. INTERNATIONAL BUSINESS MACHS PROPERTY TYPE: SECURITIES 6,106.00					01/10/2002	09/22/2009
							-31.00	
7,123.00		300. TEXAS INSTRS INC PROPERTY TYPE: SECURITIES 8,561.00					03/12/2008	09/22/2009
							-1,438.00	
19,000.00		1372.793 SMALL CAP CTF PROPERTY TYPE: SECURITIES 23,250.00					04/23/1999	09/30/2009
							-4,250.00	
16,904.00		1075.801 AGGREGATE BOND CTF PROPERTY TYPE: SECURITIES 17,666.00					10/31/2001	09/30/2009
							-762.00	
24,893.00		1584.181 AGGREGATE BOND CTF PROPERTY TYPE: SECURITIES 25,425.00					01/11/2002	09/30/2009
							-532.00	
49,203.00		3131.254 AGGREGATE BOND CTF PROPERTY TYPE: SECURITIES 50,004.00					04/23/1999	09/30/2009
							-801.00	
32,932.00		300. PRECISION CASTPARTS CORPORATION PROPERTY TYPE: SECURITIES 31,781.00					01/23/2008	12/04/2009
							1,151.00	
10,977.00		100. PRECISION CASTPARTS CORPORATION PROPERTY TYPE: SECURITIES 9,336.00					07/31/2008	12/04/2009
							1,641.00	

**FORM 990-PF - PART IV  
CAPITAL GAINS AND LOSSES FOR TAX ON INVESTMENT INCOME**

Kind of Property		Description				P or D	Date acquired	Date sold
Gross sale price less expenses of sale	Depreciation allowed/ allowable	Cost or other basis	FMV as of 12/31/69	Adj basis as of 12/31/69	Excess of FMV over adj basis		Gain or (loss)	
TOTAL GAIN (LOSS) .....							----- -108,413. =====	

FORM 990PF, PART I - DIVIDENDS AND INTEREST FROM SECURITIES

DESCRIPTION	REVENUE AND EXPENSES PER BOOKS	NET INVESTMENT INCOME
AT&T INC	5,494.	5,494.
ABBOTT LABORATORIES	3,280.	3,280.
AIR PRODUCTS AND CHEMICALS INC	1,432.	1,432.
ALTRIA GROUP INC	6,244.	6,244.
ANADARKO PETROLEUM CORP	432.	432.
BEAR STEARNS COS INC NT	1,756.	1,756.
CIGNA CORPORATION	172.	172.
LARGE CAP CORE CTF	255.	255.
INTERM GOVT/CREDIT BOND CTF	31,352.	31,352.
SMALL CAP CTF	1,912.	1,912.
INTERNATIONAL EQUITY CTF	8,146.	8,146.
CVS CAREMARK CORP COM	366.	366.
CATERPILLAR INCORPORATED	1,596.	1,596.
COCA COLA CO COM	3,424.	3,424.
COLUMBIA ACORN FUND CLASS Z SHARES	404.	404.
COLUMBIA HIGH INCOME FUND CLASS Z SHARES	26,750.	26,750.
COLUMBIA SMALL CAP VALUE FUND II CLASS Z	356.	356.
COLUMBIA GOVERNMENT RESERVES CAPITAL CLA	60.	60.
COLUMBIA STRATEGIC INCOME FUND CLASS Z S	26,625.	26,488.
COLUMBIA SMALL CAP VALUE I FUND CLASS Z	148.	148.
AGGREGATE BOND CTF	40,409.	40,409.
SMALL CAP GROWTH CTF	272.	272.
CONOCOPHILLIPS COM	2,483.	2,483.
CREDIT SUISSE FIRST BOSTON USA INC GLOBA	577.	577.
DEERE & COMPANY	560.	560.
DOMINION RESOURCES INC	1,750.	1,750.
EXXON MOBIL CORPORATION	5,100.	5,100.
MID CAP VALUE CTF	1,223.	1,223.
GENERAL ELEC CO	3,580.	3,580.
GOLDMAN SACHS GROUP INC	1,295.	1,295.
HARTFORD FINANCIAL SVCS GRP	2,294.	2,294.
HEWLETT PACKARD COMPANY	784.	784.

FORM 990PF, PART I - DIVIDENDS AND INTEREST FROM SECURITIES

DESCRIPTION	REVENUE AND EXPENSES PER BOOKS	NET INVESTMENT INCOME
ILLINOIS TOOL WORKS INCORPORATED	1,488.	1,488.
INTERNATIONAL BUSINESS MACHS	2,338.	2,338.
ISHARES MSCI EMERGING MKTS INDEX FUND	2,398.	2,398.
ISHR MSCI EAFE INDEX FUND	7,817.	7,817.
ISHARES DOW JONES U.S. REAL ESTATE INDEX	2,039.	2,039.
J P MORGAN CHASE & CO COM	1,590.	1,590.
JOHNSON & JOHNSON	2,665.	2,665.
MCDONALDS CORP	2,900.	2,900.
MERCK & CO INC COM	4,864.	4,864.
MICROSOFT CORPORATION	1,976.	1,976.
MONSANTO CO NEW COM	655.	655.
NIKE INC CL B	650.	650.
NOKIA CORPORATION SPONSORED ADR	2,729.	2,729.
ORACLE SYS CORP	240.	240.
PEPSICO INCORPORATED	3,980.	3,980.
PHILIP MORRIS INTL INC COM	3,316.	3,316.
PRECISION CASTPARTS CORPORATION	108.	108.
PROCTER & GAMBLE CO COM	4,040.	4,040.
SCHLUMBERGER LIMITED	1,491.	1,491.
SHORT TERM BOND CTF	218.	218.
STAPLES INCORPORATED	124.	124.
STATE STREET CORP	405.	405.
TARGET CORP	1,584.	1,584.
TEVA PHARMACEUTICAL INDS LTD ADR	500.	500.
TEXAS INSTRS INC	2,015.	2,015.
3M CO COM	1,377.	1,377.
TIDewater INC	600.	600.
US BANCORP DEL COM NEW	1,035.	1,035.
UNION PAC CORP COM	864.	864.
UNITED STATES TREAS NTS 11/15/2002 4% 11	6,000.	6,000.
UNITED STATES TREASURY NOTES	6,375.	6,375.
UNITED STATES TREAS NTS 04/15/2004 3.125	7,676.	7,676.
UNITED STATES TREAS NT DTD 02/15/05 3.50	5,364.	5,364.

FORM 990PF, PART I - DIVIDENDS AND INTEREST FROM SECURITIES

DESCRIPTION	REVENUE AND EXPENSES PER BOOKS	NET INVESTMENT INCOME
UNITED STATES TREAS NT DTD 05/15/06 5.12	5,125.	5,125.
UNITED TECHNOLOGIES CORP	4,235.	4,235.
VERIZON COMMUNICATIONS	2,226.	2,226.
WACHOVIA CORP NEW NT	1,601.	1,601.
WELLS FARGO COMPANY	2,205.	2,205.
YUM BRANDS INC COM	1,560.	1,560.
BANK OF AMERICA MONEY MARKET SAVINGS ACC	504.	504.
TOTAL	279,408.	279,271.

FORM 990PF, PART I - OTHER INCOME  
=====

DESCRIPTION -----	REVENUE AND EXPENSES PER BOOKS -----	NET INVESTMENT INCOME -----
INTERNATIONAL EQUITY CTF	3,067.	3,067.
FEDERAL TAX REFUND	302.	
TOTALS	3,369. =====	3,067. =====

FORM 990PF, PART I - ACCOUNTING FEES  
=====

DESCRIPTION -----	REVENUE AND EXPENSES PER BOOKS -----	NET INVESTMENT INCOME -----	ADJUSTED NET INCOME -----	CHARITABLE PURPOSES -----
AUDIT & ACCOUNTING FEES (ALLOC	660.	660.		890.
TAX PREPARATION FEE (NON-ALLOC	890.			
TOTALS	1,550.	660.	NONE	890.
	=====	=====	=====	=====

FORM 990PF, PART I - TAXES  
=====

DESCRIPTION	REVENUE AND EXPENSES PER BOOKS	NET INVESTMENT INCOME
FOREIGN TAXES	1,624.	1,624.
FEDERAL ESTIMATES - PRINCIPAL	1,000.	
FOREIGN TAXES ON QUALIFIED FOR	880.	880.
FOREIGN TAXES ON NONQUALIFIED	34.	34.
TOTALS	3,538.	2,538.

FORM 990PF, PART I - OTHER EXPENSES  
=====

DESCRIPTION -----	REVENUE AND EXPENSES PER BOOKS -----	CHARITABLE PURPOSES -----
OTHER ALLOCABLE EXPENSE-PRINCI	2,452.	2,452.
OTHER ALLOCABLE EXPENSE-INCOME	20,734.	20,734.
OTHER NON-ALLOCABLE EXPENSE -	18.	18.
TOTALS	----- 23,204. =====	----- 23,204. =====

CUNO FOUNDATION TR U/A #1

FORM 990PF, PART II - OTHER INVESTMENTS

DESCRIPTION	COST/ FMV	C OR F
-----	-----	-----

SEE ATTACHED STATEMENTS C

TOTALS

FORM 990PF, PART III - OTHER INCREASES IN NET WORTH OR FUND BALANCES

=====

DESCRIPTION	AMOUNT
-----	-----
RECOVERY	3,089.
ROUNDING	4.
	-----
TOTAL	3,093.
	=====

FORM 990PF, PART III - OTHER DECREASES IN NET WORTH OR FUND BALANCES

DESCRIPTION	AMOUNT
CTF COST ADJUSTMENT	1,170.
INCOME ADJUSTMENT	8.
	-----
TOTAL	1,178.
	=====

-----  
STATE(S) WHERE THE FOUNDATION IS REGISTERED  
=====

CT

FORM 990PF, PART VIII - LIST OF OFFICERS, DIRECTORS, AND TRUSTEES  
=====

OFFICER NAME:  
BANK OF AMERICA  
ADDRESS:  
777 MAIN STREET  
HARTFORD, CT 06115

TITLE:  
TRUSTEE  
AVERAGE HOURS PER WEEK DEVOTED TO POSITION: 40

COMPENSATION ..... 58,179.

TOTAL COMPENSATION: 58,179.  
=====

CUNO FOUNDATION TR U/A #1

06-6033040

990PF, PART VIII - COMPENSATION OF THE FIVE HIGHEST PAID EMPLOYEES

=====

EMPLOYEE NAME:  
NONE

CUNO FOUNDATION TR U/A #1

06-6033040

990PF, PART VIII- COMPENSATION OF THE FIVE HIGHEST PAID PROFESSIONALS  
=====

NAME:  
NONE

STATEMENT 14

CUNO FOUNDATION TR U/A #1  
FORM 990PF, PART XV - LINES 2a - 2d  
=====

06-6033040

RECIPIENT NAME:  
SEE ATTACHED  
FORM, INFORMATION AND MATERIALS:  
SEE ATTACHED  
SUBMISSION DEADLINES:  
SEE ATTACHED  
RESTRICTIONS OR LIMITATIONS ON AWARDS:  
SEE ATTACHED

CUNO FOUNDATION TR U/A #1 06-6033040  
FORM 990PF, PART XV, LINE 3 - CONTRIBUTIONS, GIFTS, GRANTS PAID  
=====

RECIPIENT NAME:  
SEE ATTACHED STATEMENTS  
RELATIONSHIP:  
NONE  
PURPOSE OF GRANT:  
SUPPORTS NAMED ORGANIZATIONS  
FOUNDATION STATUS OF RECIPIENT:  
N/A  
AMOUNT OF GRANT PAID ..... 469,704.

TOTAL GRANTS PAID: 469,704.  
=====

**SCHEDULE D  
(Form 1041)**

Department of the Treasury  
Internal Revenue Service

**Capital Gains and Losses**

▶ Attach to Form 1041, Form 5227, or Form 990-T. See the instructions for Schedule D (Form 1041) (also for Form 5227 or Form 990-T, if applicable).

OMB No. 1545-0092

**2009**

Name of estate or trust

CUNO FOUNDATION TR U/A #1

Employer identification number

06-6033040

Note: Form 5227 filers need to complete only Parts I and II

**Part I Short-Term Capital Gains and Losses - Assets Held One Year or Less**

(a) Description of property (Example 100 shares 7% preferred of "Z" Co)	(b) Date acquired (mo., day, yr.)	(c) Date sold (mo., day, yr.)	(d) Sales price	(e) Cost or other basis (see page 4 of the instructions)	(f) Gain or (loss) for the entire year Subtract (e) from (d)
1a					

b Enter the short-term gain or (loss), if any, from Schedule D-1, line 1b . . . . .	<b>1b</b>	15,065.
2 Short-term capital gain or (loss) from Forms 4684, 6252, 6781, and 8824 . . . . .	<b>2</b>	
3 Net short-term gain or (loss) from partnerships, S corporations, and other estates or trusts . . . . .	<b>3</b>	5,809.
4 Short-term capital loss carryover. Enter the amount, if any, from line 9 of the 2008 Capital Loss Carryover Worksheet . . . . .	<b>4</b>	( )
5 Net short-term gain or (loss). Combine lines 1a through 4 in column (f). Enter here and on line 13, column (3) on the back . . . . . ▶	<b>5</b>	20,874.

**Part II Long-Term Capital Gains and Losses - Assets Held More Than One Year**

(a) Description of property (Example 100 shares 7% preferred of "Z" Co)	(b) Date acquired (mo., day, yr.)	(c) Date sold (mo., day, yr.)	(d) Sales price	(e) Cost or other basis (see page 4 of the instructions)	(f) Gain or (loss) for the entire year Subtract (e) from (d)
6a LONG-TERM CAPITAL GAIN DIVIDENDS		STMT 1			30,151.

b Enter the long-term gain or (loss), if any, from Schedule D-1, line 6b . . . . .	<b>6b</b>	-113,694.
7 Long-term capital gain or (loss) from Forms 2439, 4684, 6252, 6781, and 8824 . . . . .	<b>7</b>	
8 Net long-term gain or (loss) from partnerships, S corporations, and other estates or trusts . . . . .	<b>8</b>	-45,744.
9 Capital gain distributions . . . . .	<b>9</b>	
10 Gain from Form 4797, Part I . . . . .	<b>10</b>	
11 Long-term capital loss carryover. Enter the amount, if any, from line 14 of the 2008 Capital Loss Carryover Worksheet . . . . .	<b>11</b>	( )
12 Net long-term gain or (loss). Combine lines 6a through 11 in column (f). Enter here and on line 14a, column (3) on the back . . . . . ▶	<b>12</b>	-129,287.

For Paperwork Reduction Act Notice, see the Instructions for Form 1041.

Schedule D (Form 1041) 2009

<b>Part III Summary of Parts I and II</b>		(1) Beneficiaries' (see page 5)	(2) Estate's or trust's	(3) Total
<b>Caution: Read the instructions before completing this part.</b>				
13	Net short-term gain or (loss)	13		20,874.
14	Net long-term gain or (loss):			
a	Total for year	14a		-129,287.
b	Unrecaptured section 1250 gain (see line 18 of the wrksht.)	14b		
c	28% rate gain	14c		
15	Total net gain or (loss). Combine lines 13 and 14a	15		-108,413.

Note: If line 15, column (3), is a net gain, enter the gain on Form 1041, line 4 (or Form 990-T, Part I, line 4a) If lines 14a and 15, column (2), are net gains, go to Part V, and do not complete Part IV. If line 15, column (3), is a net loss, complete Part IV and the Capital Loss Carryover Worksheet, as necessary

**Part IV Capital Loss Limitation**

16	Enter here and enter as a (loss) on Form 1041, line 4 (or Form 990-T, Part I, line 4c, if a trust), the smaller of	16	(	3,000)
a	The loss on line 15, column (3) or b \$3,000			

Note: If the loss on line 15, column (3), is more than \$3,000, or if Form 1041, page 1, line 22 (or Form 990-T, line 34), is a loss, complete the Capital Loss Carryover Worksheet on page 7 of the instructions to figure your capital loss carryover

**Part V Tax Computation Using Maximum Capital Gains Rates**

Form 1041 filers. Complete this part only if both lines 14a and 15 in column (2) are gains, or an amount is entered in Part I or Part II and there is an entry on Form 1041, line 2b(2), and Form 1041, line 22, is more than zero.

Caution: Skip this part and complete the worksheet on page 8 of the instructions if:

- Either line 14b, col. (2) or line 14c, col. (2) is more than zero, or
- Both Form 1041, line 2b(1), and Form 4952, line 4g are more than zero.

Form 990-T trusts. Complete this part only if both lines 14a and 15 are gains, or qualified dividends are included in income in Part I of Form 990-T, and Form 990-T, line 34, is more than zero. Skip this part and complete the worksheet on page 8 of the instructions if either line 14b, col. (2) or line 14c, col. (2) is more than zero.

17	Enter taxable income from Form 1041, line 22 (or Form 990-T, line 34)	17		
18	Enter the smaller of line 14a or 15 in column (2) but not less than zero	18		
19	Enter the estate's or trust's qualified dividends from Form 1041, line 2b(2) (or enter the qualified dividends included in income in Part I of Form 990-T)	19		
20	Add lines 18 and 19	20		
21	If the estate or trust is filing Form 4952, enter the amount from line 4g; otherwise, enter -0-	21		
22	Subtract line 21 from line 20. If zero or less, enter -0-	22		
23	Subtract line 22 from line 17. If zero or less, enter -0-	23		
24	Enter the smaller of the amount on line 17 or \$2,300	24		
25	Is the amount on line 23 equal to or more than the amount on line 24? <input type="checkbox"/> Yes. Skip lines 25 and 26; go to line 27 and check the "No" box. <input type="checkbox"/> No. Enter the amount from line 23.	25		
26	Subtract line 25 from line 24	26		
27	Are the amounts on lines 22 and 26 the same? <input type="checkbox"/> Yes. Skip lines 27 thru 30, go to line 31 <input type="checkbox"/> No. Enter the smaller of line 17 or line 22	27		
28	Enter the amount from line 26 (If line 26 is blank, enter -0-)	28		
29	Subtract line 28 from line 27	29		
30	Multiply line 29 by 15% (.15)	30		
31	Figure the tax on the amount on line 23. Use the 2009 Tax Rate Schedule for Estates and Trusts (see the Schedule G instructions in the instructions for Form 1041)	31		
32	Add lines 30 and 31	32		
33	Figure the tax on the amount on line 17. Use the 2009 Tax Rate Schedule for Estates and Trusts (see the Schedule G instructions in the instructions for Form 1041)	33		
34	Tax on all taxable income. Enter the smaller of line 32 or line 33 here and on Form 1041, Schedule G, line 1a (or Form 990-T, line 36)	34		



Name of estate or trust as shown on Form 1041 Do not enter name and employer identification number if shown on the other side

Employer identification number

CUNO FOUNDATION TR U/A #1

06-6033040

**Part II Long-Term Capital Gains and Losses - Assets Held More Than One Year**

(a) Description of property (Example 100 sh 7% preferred of 'Z' Co)	(b) Date acquired (mo., day, yr.)	(c) Date sold (mo., day, yr.)	(d) Sales price (see page 4 of the instructions)	(e) Cost or other basis (see page 4 of the instructions)	(f) Gain or (loss) Subtract (e) from (d)
6a 437.71 INTERM GOVT/CREDIT BOND CTF	05/18/2001	01/09/2009	5,000.00	5,132.00	-132.00
330.114 AGGREGATE BOND CTF	05/18/2001	01/09/2009	5,000.00	5,240.00	-240.00
700. GENENTECH INC	10/02/2007	03/26/2009	66,500.00	53,960.00	12,540.00
150000. UNITED STATES TREAS NTS 04/15/2004 3.125%	06/15/2004	04/15/2009	150,000.00	150,000.00	
800. CIGNA CORPORATION	03/12/2008	05/07/2009	18,342.00	31,790.00	-13,448.00
100. EXXON MOBIL CORPORATION	03/04/2002	05/07/2009	6,871.00	4,237.00	2,634.00
200. EXXON MOBIL CORPORATION	02/25/1996	05/07/2009	13,741.00	4,156.00	9,585.00
200. HARTFORD FINANCIAL SVCS GRP	04/27/2007	05/07/2009	3,155.00	20,601.00	-17,446.00
300. HARTFORD FINANCIAL SVCS GRP	11/30/2007	05/07/2009	4,733.00	28,647.00	-23,914.00
500. HARTFORD FINANCIAL SVCS GRP	01/26/2000	05/07/2009	7,888.00	19,373.00	-11,485.00
300. 3M CO COM	03/04/2002	05/07/2009	17,581.00	17,945.00	-364.00
6267.192 INTERM GOVT/CREDIT BOND CTF	05/18/2001	05/08/2009	72,000.00	72,072.00	-72.00
2047.292 INTERNATIONAL EQUITY CTF	01/31/2008	05/08/2009	32,559.00	43,061.00	-10,502.00
970.95 INTERNATIONAL EQUITY CTF	04/30/2003	05/08/2009	15,441.00	18,833.00	-3,392.00
4636.99 AGGREGATE BOND CTF	05/18/2001	05/08/2009	70,000.00	73,364.00	-3,364.00
700. HARTFORD FINANCIAL SVCS GRP	10/02/2007	05/08/2009	11,814.00	66,713.00	-54,899.00
7441.958 INTERM GOVT/CREDIT BOND CTF	06/18/1999	05/15/2009	86,000.00	83,123.00	2,877.00
2041.906 AGGREGATE BOND CTF	10/31/2001	05/15/2009	31,000.00	33,349.00	-2,349.00
50000. UNITED STATES TREAS NT DTD 02/15/05 3.500% DUE	05/17/2005	05/15/2009	51,137.00	49,888.00	1,249.00
100. PEPSICO INCORPORATED	03/04/2002	07/02/2009	5,660.00	5,124.00	536.00
100. PROCTER & GAMBLE CO COM	03/04/2002	07/02/2009	5,113.00	4,316.00	797.00
100. UNITED TECHNOLOGIES CORP	03/04/2002	07/02/2009	5,057.00	3,744.00	1,313.00
3398.125 INTERM GOVT/CREDIT BOND CTF	05/18/2001	07/10/2009	40,000.00	39,106.00	894.00
2605.015 AGGREGATE BOND CTF	05/18/2001	07/10/2009	40,000.00	41,276.00	-1,276.00
300. CISCO SYSTEMS INCORPORATED	11/30/2007	09/22/2009	6,995.00	8,396.00	-1,401.00
<b>6b Total. Combine the amounts in column (f). Enter here and on Schedule D, line 6b</b>					



FEDERAL CAPITAL GAIN DIVIDENDS  
=====

LONG-TERM CAPITAL GAIN DIVIDENDS  
-----

15% RATE CAPITAL GAIN DIVIDENDS

BRISTOL MYERS SQUIBB CO COM	58.00
CARDINAL HEALTH INCORPORATED	1,448.00
ENRON CORPORATION	24,633.00
TYCO INTERNATIONAL LTD	3,456.00
CLASS ACTIONS SETTLEMENT FOR AIG INC (SEC)	557.00

TOTAL 15% RATE CAPITAL GAIN DIVIDENDS

30,151.00

TOTAL LONG-TERM CAPITAL GAIN DIVIDENDS

30,151.00  
=====

GAINS AND LOSSES FROM PASS-THRU ENTITIES  
=====

NET SHORT-TERM GAIN (LOSS) FROM PARTNERSHIPS, S CORPORATIONS  
AND OTHER FIDUCIARIES

COMMON TRUST FUNDS 5,809.00

TOTAL NET SHORT-TERM GAIN OR LOSS (ROUNDED) 5,809.00  
=====

NET LONG-TERM GAIN (LOSS) FROM PARTNERSHIPS, S CORPORATIONS  
AND OTHER FIDUCIARIES

COMMON TRUST FUNDS -45,744.00

TOTAL NET LONG-TERM GAIN OR LOSS (ROUNDED) -45,744.00  
=====

## 149 BENEFICIARY DISTRIBUTIONS

DISTRIBUTIONS NOT MATCHED TO BENEFICIARY

01/23/09	SACRED HEART UNIVERSITY SACRED HEART UNIVERSITY PAYMENT FOR ACC# 8792 SCHOLARSHIP FOR JULIA ARNTSEN FOR: TR TRAN#=090230001000	TR CD=305	REG=0	PORT=INC	-2500.00	-2500.00	090100030 SUB TRUST 099008514587 BENE DISTRIBUTION WITH NO SSN
01/30/09	MERIDEN CORPS/SALVATION ARMY CUNO FUND GRANT FBO: MERIDEN CORPS, AN OPERATING UNIT OF THE SALVATION ARMY FOR: TR TRAN#=090300001000	TR CD=305	REG=0	PORT=INC	-3000.00	-3000.00	090100032 BENE DISTRIBUTION WITH NO SSN
01/30/09	RUSHFORD CENTER INC CUNO FUND GRANT FOR: TR TRAN#=090300004000	TR CD=305	REG=0	PORT=INC	-2000.00	-2000.00	090100035 BENE DISTRIBUTION WITH NO SSN
01/30/09	NUTMEG BIG BROTHERS BIG SISTERS CUNO FUND GRANT FOR: TR TRAN#=090300005000	TR CD=305	REG=0	PORT=INC	-2500.00	-2500.00	090100036 BENE DISTRIBUTION WITH NO SSN
01/30/09	LITERACY VOLUNTEERS OF NEW HAVEN CUNO FUND GRANT FBO: LITERACY VOLUNTEERS OF GREATER NEW HAVEN FOR: TR TRAN#=090300006000	TR CD=305	REG=0	PORT=INC	-4000.00	-4000.00	090100037 BENE DISTRIBUTION WITH NO SSN
01/30/09	BIRTHRIGHT GREATER MERIDEN INC CUNO FUND GRANT FOR: TR TRAN#=090300007000	TR CD=305	REG=0	PORT=INC	-2000.00	-2000.00	090100038 BENE DISTRIBUTION WITH NO SSN
01/30/09	MERIDEN CHIDREN FIRST INITIATIVE CUNO FUND GRANT FOR: TR TRAN#=090300008000	TR CD=305	REG=0	PORT=INC	-5000.00	-5000.00	090100039 BENE DISTRIBUTION WITH NO SSN
01/30/09	CHORALE CONNECTICUT CUNO FUND GRANT FOR: TR TRAN#=090300003000	TR CD=305	REG=0	PORT=INC	-2000.00	-2000.00	090100034 BENE DISTRIBUTION WITH NO SSN
01/30/09	MERIDEN SOAP BOX DERBY CUNO FUND GRANT FOR: TR TRAN#=090300010000	TR CD=305	REG=0	PORT=INC	-2000.00	-2000.00	090100041 BENE DISTRIBUTION WITH NO SSN

TAX CODE/DATE	TRANSACTIONS	TAXABLE	INCOME	PRINCIPAL	EDIT NUMBER
149	BENEFICIARY DISTRIBUTIONS (CONTINUED) DISTRIBUTIONS NOT MATCHED TO BENEFICIARY (CONTINUED)				
01/30/09	MERIDEN LINEAR TRAIL ADVISORY CUNO FUND GRANT FBO: MERIDEN LINEAR TRAIL ADVISORY COMMITTEE FOR: TR TRAN#=090300011000 TR CD=305 REG=0 PORT=INC	-9380.00	-9380.00		090100042 BENE DISTRIBUTION WITH NO SSN
01/30/09	BEAT THE STREET COMMUNITY CENTER CUNO FUND GRANT FBO: BEAT THE STREET COMMUNITY CENTER INC FOR: TR TRAN#=090300012000 TR CD=305 REG=0 PORT=INC	-15000.00	-15000.00		090100043 BENE DISTRIBUTION WITH NO SSN
01/30/09	GIRLS INCOPORATED OF MERIDEN CUNO FUND GRANT FOR: TR TRAN#=090300009000 TR CD=305 REG=0 PORT=INC	-7500.00	-7500.00		090100040 BENE DISTRIBUTION WITH NO SSN
03/17/09	SOUTHERN CT STATE UNIVERSITY PAYMENT FOR ACCT #XXXX6348 SCHOLARSHIP FOR MACEY R. APUZZO 28 EAST ST, WALLINGFORD, CT 06492 FOR 2009 SUMMER COURSES FOR: TR TRAN#=090760001000 TR CD=305 REG=0 PORT=INC	-2500.00	-2500.00		090300029 SUB TRUST 099008514587 BENE DISTRIBUTION WITH NO SSN
03/25/09	QUINNIPIAC RIVER WATERSHED ASSOC QUINNIPIAC RIVER WATERSHED ASSOCIATION GIFT CUNO FUND GRANT DT 3/18/09 FOR: TR TRAN#=090840001000 TR CD=305 REG=0 PORT=INC	-10000.00	-10000.00		090300028 BENE DISTRIBUTION WITH NO SSN
06/01/09	MERIDEN CHRYSALIS, INC. CUNO FUND GRANT/PER DISB REQ DATED 5/21/09 FOR: TR TRAN#=091520001000 TR CD=305 REG=0 PORT=INC	-13168.00	-13168.00		0906000001 BENE DISTRIBUTION WITH NO SSN
06/01/09	MERIDEN & WALLINGFORD SUBSTANCE CUNO FUND GRANT/PER DISB REQ DATED 5/21/09 FOR: TR TRAN#=091520003000 TR CD=305 REG=0 PORT=INC	-750.00	-750.00		0906000003 BENE DISTRIBUTION WITH NO SSN
06/01/09	MERIDEN & WALLINGFORD SUBSTANCE CUNO FUND GRANT/PER DISB REQ DATED 5/21/09 FOR: TR TRAN#=091520004000 TR CD=305 REG=0 PORT=INC	-1300.00	-1300.00		0906000004 BENE DISTRIBUTION WITH NO SSN
06/01/09	MER-WALLINGFD SUMMER CAMBERSHIP CUNO FUND GRANT/PER DISB REQ DATED 5/21/09 FOR: TR TRAN#=091520005000 TR CD=305 REG=0 PORT=INC	-6500.00	-6500.00		0906000005 BENE DISTRIBUTION WITH NO SSN
06/01/09	MERIDEN POWER SQUADRON CUNO FUND GRANT/PER DISB REQ DATED 5/21/09 FOR: TR TRAN#=091520002000 TR CD=305 REG=0 PORT=INC	-1900.00	-1900.00		0906000002 BENE DISTRIBUTION WITH NO SSN
06/01/09	FRANCISCAN LIFE CENTER CUNO FUND GRANT/PER DISB REQ DATED 5/21/09 FOR: TR TRAN#=091520007000 TR CD=305 REG=0 PORT=INC	-2500.00	-2500.00		0906000007 BENE DISTRIBUTION WITH NO SSN
06/01/09	MERIDEN ROTARY FDN ON BEHALF OF CUNO FUND GRANT/PER DISB REQ DATED 5/21/09 FOR: TR TRAN#=091520008000 TR CD=305 REG=0 PORT=INC	-2500.00	-2500.00		0906000008 BENE DISTRIBUTION WITH NO SSN
06/01/09	HISPANOS UNIDOS, INC. CUNO FUND GRANT/PER DISB REQ DATED 5/21/09 FOR: TR TRAN#=091520006000 TR CD=305 REG=0 PORT=INC	-5000.00	-5000.00		0906000006 BENE DISTRIBUTION WITH NO SSN
06/01/09	GAYLORD HOSPITAL CUNO FUND GRANT/YEAR 3 OF 5 YEAR GRANT PER DISB REQ DATED 5/21/09 FOR: TR TRAN#=091520016000 TR CD=305 REG=0 PORT=INC	-20000.00	-20000.00		0906000016 BENE DISTRIBUTION WITH NO SSN

TAX CODE/DATE TRANSACTIONS	TAXABLE	INCOME	PRINCIPAL	EDIT NUMBER
149 BENEFICIARY DISTRIBUTIONS (CONTINUED) DISTRIBUTIONS NOT MATCHED TO BENEFICIARY (CONTINUED)				
06/01/09 MIDSTATE MEDICAL CENTER CUNO FUND GRANT/YEAR 2 OF 3 YEAR GRANT PER DISB REQ DATED 5/21/09 FOR: TR TRAN#=091520017000 TR CD=305 REG=0 PORT=INC	-50000.00	-50000.00		0906000017 BENE DISTRIBUTION WITH NO SSN
06/01/09 BOYS & GIRLS CLUB OF MERIDEN CUNO FUND GRANT/PER DISB REQ DATED 5/21/09 FOR: TR TRAN#=091520009000 TR CD=305 REG=0 PORT=INC	-6000.00	-6000.00		0906000009 BENE DISTRIBUTION WITH NO SSN
06/01/09 TRI-TOWN SPECIAL OLYMPICS CUNO FUND GRANT/PER DISB REQ DATED 5/21/09 FOR: TR TRAN#=091520010000 TR CD=305 REG=0 PORT=INC	-2500.00	-2500.00		0906000010 BENE DISTRIBUTION WITH NO SSN
06/01/09 PROJECT GRADUATION CUNO FUND GRANT/PER DISB REQ DATED 5/21/09 FOR: TR TRAN#=091520011000 TR CD=305 REG=0 PORT=INC	-2000.00	-2000.00		0906000011 BENE DISTRIBUTION WITH NO SSN
06/01/09 AUGUSTA CURTIS CULTURAL CENTER CUNO FUND GRANT/PER DISB REQ DATED 5/21/09 FOR: TR TRAN#=091520012000 TR CD=305 REG=0 PORT=INC	-10000.00	-10000.00		0906000012 BENE DISTRIBUTION WITH NO SSN
06/01/09 AMERICAN CANCER SOCIETY CUNO FUND GRANT/PER DISB REQ DATED 5/21/09 FOR: TR TRAN#=091520018000 TR CD=305 REG=0 PORT=INC	-2000.00	-2000.00		0906000018 BENE DISTRIBUTION WITH NO SSN
07/07/09 CENTRAL CT STATE UNIVERSITY PAYMENT FOR ACCT #XXXXX1265 SCHOLARSHIP FOR JAIDA A. SMITH FOR: TR TRAN#=091880001000 TR CD=305 REG=0 PORT=INC	-1250.00	-1250.00		0907000008 SUB TRUST 099008514587 BENE DISTRIBUTION WITH NO SSN
07/07/09 KEENE STATE COLLEGE PAYMENT FOR ACCT #XXXXX8567 SCHOLARSHIP FOR LAUREN E. CLOUSE FOR: TR TRAN#=091880003000 TR CD=305 REG=0 PORT=INC	-1250.00	-1250.00		0907000010 SUB TRUST 099008514587 BENE DISTRIBUTION WITH NO SSN
07/07/09 UNIVERSITY OF NEW HAVEN PAYMENT FOR ACCT #XXXXXX8110 SCHOLARSHIP FOR WILLIAM E. DONEGAN FOR: TR TRAN#=091880004000 TR CD=305 REG=0 PORT=INC	-2500.00	-2500.00		0907000011 SUB TRUST 099008514587 BENE DISTRIBUTION WITH NO SSN
07/07/09 UNIVERSITY OF RHODE ISLAND PAYMENT FOR ACCT #XXXXX9873 SCHOLARSHIP FOR SHAINA L. BENDER FOR: TR TRAN#=091880002000 TR CD=305 REG=0 PORT=INC	-2500.00	-2500.00		0907000009 SUB TRUST 099008514587 BENE DISTRIBUTION WITH NO SSN
07/07/09 CONNECTICUT COLLEGE PAYMENT FOR ACCT #XXXXX2133 SCHOLARSHIP FOR JUSTIN A.P. GOOT FOR: TR TRAN#=091880006000 TR CD=305 REG=0 PORT=INC	-1250.00	-1250.00		0907000013 SUB TRUST 099008514587 BENE DISTRIBUTION WITH NO SSN
07/07/09 PROVIDENCE COLLEGE PAYMENT FOR ACCT #XXXXX0404 SCHOLARSHIP FOR ASHLEY M. HINNERS FOR: TR TRAN#=091880007000 TR CD=305 REG=0 PORT=INC	-1750.00	-1750.00		0907000014 SUB TRUST 099008514587 BENE DISTRIBUTION WITH NO SSN
07/07/09 COLUMBIA COLLEGE CHICAGO PAYMENT FOR ACCT #XX1258 SCHOLARSHIP FOR LINDSEY B. JACOBS FOR: TR TRAN#=091880008000 TR CD=305 REG=0 PORT=INC	-2500.00	-2500.00		0907000015 SUB TRUST 099008514587 BENE DISTRIBUTION WITH NO SSN
07/07/09 FAIRFIELD UNIVERSITY PAYMENT FOR ACCT #XXXXX2167 SCHOLARSHIP FOR MEAGAN E. FLYNN FOR: TR TRAN#=091880005000 TR CD=305 REG=0 PORT=INC	-1250.00	-1250.00		0907000012 SUB TRUST 099008514587 BENE DISTRIBUTION WITH NO SSN

TAX CODE/DATE TRANSACTIONS	TAXABLE	INCOME	PRINCIPAL	EDIT NUMBER
149 BENEFICIARY DISTRIBUTIONS (CONTINUED) DISTRIBUTIONS NOT MATCHED TO BENEFICIARY (CONTINUED)				
07/07/09 PAUL SMITH'S COLLEGE PAYMENT FOR ACCT #XXXXX6510 SCHOLARSHIP FOR BENJAMIN P. LYONS FOR: TR TRAN#=091880010000 TR CD=305 REG=0 PORT=INC	-2500.00	-2500.00		0907000017 SUB TRUST 099008514587 BENE DISTRIBUTION WITH NO SSN
07/07/09 CENTRAL CT STATE UNIVERSITY PAYMENT FOR ACCT #XXXXX5169 SCHOLARSHIP FOR SARAH E. MORASSINI FOR: TR TRAN#=091880011000 TR CD=305 REG=0 PORT=INC	-2500.00	-2500.00		0907000018 SUB TRUST 099008514587 BENE DISTRIBUTION WITH NO SSN
07/07/09 WESLEYAN UNIVERSITY PAYMENT FOR ACCT #XXXXX6644 SCHOLARSHIP FOR ERNEST I. SLIWINSKI FOR: TR TRAN#=091880012000 TR CD=305 REG=0 PORT=INC	-500.00	-500.00		0907000019 SUB TRUST 099008514587 BENE DISTRIBUTION WITH NO SSN
07/07/09 SOUTHERN CT STATE UNIVERSITY PAYMENT FOR ACCT #XXXXX1300 SCHOLARSHIP FOR ASHLEY M. TINE FOR: TR TRAN#=091880013000 TR CD=305 REG=0 PORT=INC	-3000.00	-3000.00		0907000020 SUB TRUST 099008514587 BENE DISTRIBUTION WITH NO SSN
07/07/09 SALVE REGINA UNIVERSITY PAYMENT FOR ACCT #XXXXX2126 SCHOLARSHIP FOR KRYSTAL S. LAPORTE FOR: TR TRAN#=091880009000 TR CD=305 REG=0 PORT=INC	-1250.00	-1250.00		0907000016 SUB TRUST 099008514587 BENE DISTRIBUTION WITH NO SSN
07/07/09 UNIVERSITY OF MA IN AMHERST PAYMENT FOR ACCT #XXXXX8951 SCHOLARSHIP FOR GABRIELLE C. ZIMBARDO FOR: TR TRAN#=091880015000 TR CD=305 REG=0 PORT=INC	-1250.00	-1250.00		0907000022 SUB TRUST 099008514587 BENE DISTRIBUTION WITH NO SSN
07/07/09 JOHNSON & WALES UNIVERSITY PAYMENT FOR ACCT #XXXXX7275 SCHOLARSHIP FOR EMMA C. ANDERSON FOR: TR TRAN#=091880016000 TR CD=305 REG=0 PORT=INC	-2500.00	-2500.00		0907000023 SUB TRUST 099008514587 BENE DISTRIBUTION WITH NO SSN
07/07/09 SOUTHERN CT STATE UNIVERSITY PAYMENT FOR ACCT #XXXXX6348 SCHOLARSHIP FOR MACEY R. APUZZO FOR: TR TRAN#=091880017000 TR CD=305 REG=0 PORT=INC	-2500.00	-2500.00		0907000024 SUB TRUST 099008514587 BENE DISTRIBUTION WITH NO SSN
07/07/09 HARTWICK COLLEGE PAYMENT FOR ACCT #XXXXX1235 SCHOLARSHIP FOR SHARON G. TURCOTTE FOR: TR TRAN#=091880014000 TR CD=305 REG=0 PORT=INC	-2500.00	-2500.00		0907000021 SUB TRUST 099008514587 BENE DISTRIBUTION WITH NO SSN
07/07/09 UNIVERSITY OF CT PAYMENT FOR ACCT #XXXXX2441 SCHOLARSHIP FOR JONATHAN GARCIA FOR: TR TRAN#=091880024000 TR CD=305 REG=0 PORT=INC	-500.00	-500.00		0907000031 SUB TRUST 099008514587 BENE DISTRIBUTION WITH NO SSN
07/07/09 CENTRAL CT STATE UNIVERSITY PAYMENT FOR ACCT #XXXXX7285 SCHOLARSHIP FOR STEVE S. MEYERS III FOR: TR TRAN#=091880025000 TR CD=305 REG=0 PORT=INC	-1250.00	-1250.00		0907000032 SUB TRUST 099008514587 BENE DISTRIBUTION WITH NO SSN
07/07/09 BRYANT UNIVERSITY PAYMENT FOR ACCT #XXXXX7612 SCHOLARSHIP FOR JESSE A. BISCHOFF FOR: TR TRAN#=091880019000 TR CD=305 REG=0 PORT=INC	-2500.00	-2500.00		0907000026 SUB TRUST 099008514587 BENE DISTRIBUTION WITH NO SSN
07/07/09 UNIVERSITY OF NEW HAVEN PAYMENT FOR ACCT #XXXXX3612 SCHOLARSHIP FOR BRANDON J. COUSINO FOR: TR TRAN#=091880020000 TR CD=305 REG=0 PORT=INC	-2500.00	-2500.00		0907000027 SUB TRUST 099008514587 BENE DISTRIBUTION WITH NO SSN
07/07/09 QUINNIPIAC UNIVERSITY PAYMENT FOR ACCT #XXXXX1214 SCHOLARSHIP FOR JENNA L. CROOMS FOR: TR TRAN#=091880021000 TR CD=305 REG=0 PORT=INC	-2500.00	-2500.00		0907000028 SUB TRUST 099008514587 BENE DISTRIBUTION WITH NO SSN

TAX CODE/DATE	TRANSACTIONS	TAXABLE	INCOME	PRINCIPAL	EDIT NUMBER
149	BENEFICIARY DISTRIBUTIONS (CONTINUED) DISTRIBUTIONS NOT MATCHED TO BENEFICIARY (CONTINUED)				
07/07/09	WORCESTER POLYTECHNIC INSTITUTE PAYMENT FOR ACCT #XXXXXX3160 SCHOLARSHIP FOR ARTHUR P. DUTRA IV FOR: TR TRAN#=091880022000 TR CD=305 REG=0 PORT=INC	-500.00	-500.00	SUB TRUST 099008514587 BENE DISTRIBUTION WITH NO SSN	0907000029
07/07/09	QUINNIPIAC UNIVERSITY PAYMENT FOR ACCT #XXXXXX1661 SCHOLARSHIP FOR JACLYN A. FAHEY FOR: TR TRAN#=091880023000 TR CD=305 REG=0 PORT=INC	-2500.00	-2500.00	SUB TRUST 099008514587 BENE DISTRIBUTION WITH NO SSN	0907000030
07/07/09	CENTRAL CT STATE UNIVERSITY PAYMENT FOR ACCT #XXXXXX7238 SCHOLARSHIP FOR KEVIN J. O'LEARY FOR: TR TRAN#=091880026000 TR CD=305 REG=0 PORT=INC	-1250.00	-1250.00	SUB TRUST 099008514587 BENE DISTRIBUTION WITH NO SSN	0907000033
07/07/09	UNIVERSITY OF CT PAYMENT FOR ACCT #XXXXXX1586 SCHOLARSHIP FOR KYLE L. PODBIELSKI FOR: TR TRAN#=091880027000 TR CD=305 REG=0 PORT=INC	-2500.00	-2500.00	SUB TRUST 099008514587 BENE DISTRIBUTION WITH NO SSN	0907000034
07/07/09	CENTRAL CT STATE UNIVERSITY PAYMENT FOR ACCT #XXXXXX9960 SCHOLARSHIP FOR LIEN T. VO FOR: TR TRAN#=091880028000 TR CD=305 REG=0 PORT=INC	-1250.00	-1250.00	SUB TRUST 099008514587 BENE DISTRIBUTION WITH NO SSN	0907000035
07/23/09	SAINT JOSEPH COLLEGE 09 SCHOLARSHIP AWARD TO: MELISSA ANNE MADDALONI STUDENT ID#353099 GROVE SCHOLARSHIP FUND FOR: TR TRAN#=092040001000 TR CD=305 REG=0 PORT=INC	-1755.94	-1755.94	SUB TRUST 099008539427 BENE DISTRIBUTION WITH NO SSN	0907000005
07/24/09	COLGATE UNIVERSITY PAYMENT FOR ACCT #XXXXXX8722 09 SCHOLARSHIP FOR DAMIAN C.ROESLER FOR: TR TRAN#=092050002000 TR CD=305 REG=0 PORT=INC	-1500.00	-1500.00	SUB TRUST 099008514587 BENE DISTRIBUTION WITH NO SSN	0907000058
07/24/09	MIDDLESEX COMMUNITY COLLEGE PAYMENT FOR ACCT #XXXXXX7659 09 SCHOLARSHIP FOR EMILY C. SLIVINSKI FOR: TR TRAN#=092050003000 TR CD=305 REG=0 PORT=INC	-1250.00	-1250.00	SUB TRUST 099008514587 BENE DISTRIBUTION WITH NO SSN	0907000059
07/24/09	PENN STATE PAYMENT FOR ACCT #XXXXXX1662 09 SCHOLARSHIP FOR GEOFREY W. ROLSTONE FOR: TR TRAN#=092050004000 TR CD=305 REG=0 PORT=INC	-2500.00	-2500.00	SUB TRUST 099008514587 BENE DISTRIBUTION WITH NO SSN	0907000060
07/24/09	CENTRAL CT STATE UNIVERSITY PAYMENT FOR ACCT #XXXXXX3809 09 SCHOLARSHIP FOR: HIBA H. ABDELGHANI FOR: TR TRAN#=092050001000 TR CD=305 REG=0 PORT=INC	-500.00	-500.00	SUB TRUST 099008514587 BENE DISTRIBUTION WITH NO SSN	0907000057
07/24/09	STONEHILL COLLEGE PAYMENT FOR ACCT #XXXXXX2600 09 SCHOLARSHIP FOR MICHELLE D. VIRSHUP FOR: TR TRAN#=092050006000 TR CD=305 REG=0 PORT=INC	-2500.00	-2500.00	SUB TRUST 099008514587 BENE DISTRIBUTION WITH NO SSN	0907000062
07/24/09	CENTRAL CT STATE UNIVERSITY PAYMENT FOR ACCT #XXXXXX1299 09 SCHOLARSHIP FOR CHRISTOPHER M. TINE FOR: TR TRAN#=092050007000 TR CD=305 REG=0 PORT=INC	-1250.00	-1250.00	SUB TRUST 099008514587 BENE DISTRIBUTION WITH NO SSN	0907000063
07/24/09	ROGER WILLIAMS UNIVERSITY PAYMENT FOR ACCT #XXXXXX2627 09 SCHOLARSHIP FOR DAVID ARCE FOR: TR TRAN#=092050008000 TR CD=305 REG=0 PORT=INC	-2500.00	-2500.00	SUB TRUST 099008514587 BENE DISTRIBUTION WITH NO SSN	0907000064
07/24/09	THE UNIVERSITY OF NEW HAVEN PAYMENT FOR ACCT #XXXXXX3197 09 SCHOLARSHIP FOR JUSTIN M. QUILTY FOR: TR TRAN#=092050005000 TR CD=305 REG=0 PORT=INC	-1250.00	-1250.00	SUB TRUST 099008514587 BENE DISTRIBUTION WITH NO SSN	0907000061

TAX CODE/DATE TRANSACTIONS	TAXABLE	INCOME	PRINCIPAL	EDIT NUMBER
149 BENEFICIARY DISTRIBUTIONS (CONTINUED) DISTRIBUTIONS NOT MATCHED TO BENEFICIARY (CONTINUED)				
07/24/09 UNIVERSITY OF CONNECTICUT PAYMENT FOR ACCT #XXXXX5363 09 SCHOLARSHIP FOR REBECCA C.G.ZAJAC FOR: TR TRAN#=092050010000 TR CD=305 REG=0 PORT=INC	-2500.00	-2500.00		0907000066 SUB TRUST 099008514587 BENE DISTRIBUTION WITH NO SSN
07/24/09 GALLAUDET UNIVERSITY PAYMENT FOR ACCT #XXXXX2323 09 SCHOLARSHIP FOR JESSICA P. SCHWABE FOR: TR TRAN#=092050011000 TR CD=305 REG=0 PORT=INC	-2500.00	-2500.00		0907000067 SUB TRUST 099008514587 BENE DISTRIBUTION WITH NO SSN
07/24/09 ALBERTUS MAGNUS COLLEGE PAYMENT FOR ACCT #XXXXX2784 09 SCHOLARSHIP FOR BRITTNEY M. WINSLOW FOR: TR TRAN#=092050012000 TR CD=305 REG=0 PORT=INC	-1250.00	-1250.00		0907000068 SUB TRUST 099008514587 BENE DISTRIBUTION WITH NO SSN
07/24/09 SOUTHERN CT STATE UNIVERSITY PAYMENT FOR ACCT #XXXXX3620 09 SCHOLARSHIP FOR ROSHNI PATEL FOR: TR TRAN#=092050013000 TR CD=305 REG=0 PORT=INC	-2500.00	-2500.00		0907000069 SUB TRUST 099008514587 BENE DISTRIBUTION WITH NO SSN
07/24/09 WPI OFFICE OF FINANCIAL AID PAYMENT FOR ACCT #XXXXX9071 09 SCHOLARSHIP FOR RINALDO R. IZZO FOR: TR TRAN#=092050009000 TR CD=305 REG=0 PORT=INC	-2500.00	-2500.00		0907000065 SUB TRUST 099008514587 BENE DISTRIBUTION WITH NO SSN
07/24/09 EASTERN CT STATE UNIVERSITY PAYMENT FOR ACCT #XXXXX3736 09 SCHOLARSHIP FOR STEPHANIE M.TIMEK FOR: TR TRAN#=092050015000 TR CD=305 REG=0 PORT=INC	-1500.00	-1500.00		0907000071 SUB TRUST 099008514587 BENE DISTRIBUTION WITH NO SSN
07/24/09 SACRED HEART UNIVERSITY PAYMENT FOR ACCT #XXXXX5730 09 SCHOLARSHIP FOR ALANNA M. COFRANCESCO FOR: TR TRAN#=092050016000 TR CD=305 REG=0 PORT=INC	-2000.00	-2000.00		0907000072 SUB TRUST 099008514587 BENE DISTRIBUTION WITH NO SSN
07/24/09 UNIVERSITY OF CONNECTICUT PAYMENT FOR ACCT #XXXXX8218 09 SCHOLARSHIP FOR EMMA N.VASQUEZ FOR: TR TRAN#=092050017000 TR CD=305 REG=0 PORT=INC	-2500.00	-2500.00		0907000073 SUB TRUST 099008514587 BENE DISTRIBUTION WITH NO SSN
07/24/09 UNIVERSITY OF CONNECTICUT PAYMENT FOR ACCT #XXXXX2553 09 SCHOLARSHIP FOR EMILY D. HENRY FOR: TR TRAN#=092050018000 TR CD=305 REG=0 PORT=INC	-1000.00	-1000.00		0907000074 SUB TRUST 099008514587 BENE DISTRIBUTION WITH NO SSN
07/24/09 UNIVERSITY OF NEW HAMPSHIRE PAYMENT FOR ACCT #XXXXX7859 09 SCHOLARSHIP FOR CHRISTINE E.MORICO FOR: TR TRAN#=092050014000 TR CD=305 REG=0 PORT=INC	-2000.00	-2000.00		0907000070 SUB TRUST 099008514587 BENE DISTRIBUTION WITH NO SSN
07/24/09 UNIVERSITY OF NEW ENGLAND PAYMENT FOR ACCT #XXXXX7198 09 SCHOLARSHIP FOR REBERKA E. CHENAND FOR: TR TRAN#=092050024000 TR CD=305 REG=0 PORT=INC	-2500.00	-2500.00		0907000080 SUB TRUST 099008514587 BENE DISTRIBUTION WITH NO SSN
07/24/09 UNIVERSITY OF HARTFORD PAYMENT FOR ACCT #XXXXX4514 09 SCHOLARSHIP FOR ERICA C. LORENZO FOR: TR TRAN#=092050025000 TR CD=305 REG=0 PORT=INC	-500.00	-500.00		0907000081 SUB TRUST 099008514587 BENE DISTRIBUTION WITH NO SSN
07/24/09 CENTRAL CT STATE UNIVERSITY PAYMENT FOR ACCT #XXXXX8619 09 SCHOLARSHIP FOR MATTHEW T. MCKAY FOR: TR TRAN#=092050026000 TR CD=305 REG=0 PORT=INC	-500.00	-500.00		0907000082 SUB TRUST 099008514587 BENE DISTRIBUTION WITH NO SSN
07/24/09 JOHNSON & WALES UNIVERSITY PAYMENT FOR ACCT #XXXXX2530 09 SCHOLARSHIP FOR STEFANIE A. CATERRACCIO FOR: TR TRAN#=092050027000 TR CD=305 REG=0 PORT=INC	-1250.00	-1250.00		0907000083 SUB TRUST 099008514587 BENE DISTRIBUTION WITH NO SSN
07/24/09 ALBERTUS MAGNUS COLLEGE PAYMENT FOR ACCT #XXXXX9901	-500.00	-500.00		0907000075 SUB TRUST 099008514587

TAX CODE/DATE TRANSACTIONS	TAXABLE	INCOME	PRINCIPAL	EDIT NUMBER
149 BENEFICIARY DISTRIBUTIONS (CONTINUED) DISTRIBUTIONS NOT MATCHED TO BENEFICIARY (CONTINUED)				
09 SCHOLARSHIP FOR KRISTA J. LABISSONIERE FOR: TR TRAN#=092050019000 TR CD=305 REG=0 PORT=INC			BENE DISTRIBUTION WITH NO SSN	
07/24/09 UNIVERSITY OF CONNECTICUT PAYMENT FOR ACCT #XXXXX5664 09 SCHOLARSHIP FOR KIM M. VO FOR: TR TRAN#=092050020000 TR CD=305 REG=0 PORT=INC	-1500.00	-1500.00	0907000076 SUB TRUST 099008514587 BENE DISTRIBUTION WITH NO SSN	
07/24/09 SACRED HEART UNIVERSITY PAYMENT FOR ACCT #XXXXX8792 09 SCHOLARSHIP FOR JULIA ARNSTEN FOR: TR TRAN#=092050021000 TR CD=305 REG=0 PORT=INC	-2500.00	-2500.00	0907000077 SUB TRUST 099008514587 BENE DISTRIBUTION WITH NO SSN	
07/24/09 NEW YORK UNIVERSITY PAYMENT FOR ACCT #XXXXX2573 09 SCHOLARSHIP FOR LAUREN A. BISHOP FOR: TR TRAN#=092050022000 TR CD=305 REG=0 PORT=INC	-2500.00	-2500.00	0907000078 SUB TRUST 099008514587 BENE DISTRIBUTION WITH NO SSN	
07/24/09 BOSTON UNIVERSITY PAYMENT FOR ACCT #XXXXX0396 09 SCHOLARSHIP FOR KELSEY E.O'BRIEN FOR: TR TRAN#=092050023000 TR CD=305 REG=0 PORT=INC	-500.00	-500.00	0907000079 SUB TRUST 099008514587 BENE DISTRIBUTION WITH NO SSN	
07/24/09 HOLY CROSS PAYMENT FOR ACCT #XXXXX8917 09 SCHOLARSHIP FOR SARAH M. GRADY FOR: TR TRAN#=092050028000 TR CD=305 REG=0 PORT=INC	-1250.00	-1250.00	0907000084 SUB TRUST 099008514587 BENE DISTRIBUTION WITH NO SSN	
07/24/09 DUKE UNIVERSITY PAYMENT FOR ACCT #XXXXX6141 09 SCHOLARSHIP FOR CAROLINE T. MILLS FOR: TR TRAN#=092050029000 TR CD=305 REG=0 PORT=INC	-1250.00	-1250.00	0907000085 SUB TRUST 099008514587 BENE DISTRIBUTION WITH NO SSN	
07/24/09 UNC-CHAPEL HILL PAYMENT FOR ACCT #XXXXX6142 09 SCHOLARSHIP FOR PETER R. MILLS FOR: TR TRAN#=092050030000 TR CD=305 REG=0 PORT=INC	-1250.00	-1250.00	0907000086 SUB TRUST 099008514587 BENE DISTRIBUTION WITH NO SSN	
07/24/09 UNIVERSITY OF CONNECTICUT PAYMENT FOR ACCT #XXXXXX5643 09 SCHOLARSHIP FOR TAYLOR P.WILSON FOR: TR TRAN#=092050031000 TR CD=305 REG=0 PORT=INC	-500.00	-500.00	0907000087 SUB TRUST 099008514587 BENE DISTRIBUTION WITH NO SSN	
08/11/09 PACE UNIVERSITY PAYMENT FOR ACCT #XXXXX7811 09 SCHOLARSHIP FOR CARLOS J. COSTAS FOR: TR TRAN#=092230001000 TR CD=305 REG=0 PORT=INC	-2500.00	-2500.00	0908000006 SUB TRUST 099008514587 BENE DISTRIBUTION WITH NO SSN	
09/09/09 MIDDLESEX COMMUNITY COLLEGE PAYMENT FOR ACCT #XXXXX8363 CUNO FUND GRANT-AAUW SCHOLARSHIP RE:GINO MAURIZIO FOR: TR TRAN#=092520001000 TR CD=305 REG=0 PORT=INC	-500.00	-500.00	0909000006 BENE DISTRIBUTION WITH NO SSN	
09/09/09 NAUGATUCK VALLEY COMM. COLLEGE PAYMENT FOR ACCT #XXXXX8572 CUNO FUND GRANT-AAUW SCHOLARSHIP RE: LISA YOUNG FOR: TR TRAN#=092520002000 TR CD=305 REG=0 PORT=INC	-500.00	-500.00	0909000007 BENE DISTRIBUTION WITH NO SSN	
09/09/09 NAUGATUCK VALLEY COMM. COLLEGE PAYMENT FOR ACCT #XXXXX5692 CUNO FUND GRANT-AAUW SCHOLARSHIP RE:GERGANA TSONEVA FOR: TR TRAN#=092520003000 TR CD=305 REG=0 PORT=INC	-500.00	-500.00	0909000008 BENE DISTRIBUTION WITH NO SSN	
09/09/09 MIDDLESEX COMMUNITY COLLEGE PAYMENT FOR ACCT #XXXXX7996 CUNO FUND GRANT-AAUW SCHOLARSHIP RE:BRENDA LAJARA FOR: TR TRAN#=092520004000 TR CD=305 REG=0 PORT=INC	-500.00	-500.00	0909000009 BENE DISTRIBUTION WITH NO SSN	
09/09/09 CAPITAL COMMUNITY COLLEGE	-500.00	-500.00	0909000010	

TAX CODE/DATE	TRANSACTIONS	TAXABLE	INCOME	PRINCIPAL	EDIT NUMBER
149	BENEFICIARY DISTRIBUTIONS (CONTINUED) DISTRIBUTIONS NOT MATCHED TO BENEFICIARY (CONTINUED)				
	PAYMENT FOR ACCT #XXXXX2981 CUNO FUND GRANT-AAUW SCHOLARSHIP RE:PRISCILLA OPUTA FOR: TR TRAN#-092520005000 TR CD=305 REG=0 PORT=INC			BENE DISTRIBUTION WITH NO SSN	
09/09/09	SOUTHERN CT STATE UNIVERSITY PAYMENT FOR ACCT #XXXXX7306 CUNO FUND GRANT-AAUW SCHOLARSHIP RE: LYNNE MIDOLO FOR: TR TRAN#-092520006000 TR CD=305 REG=0 PORT=INC	-500.00	-500.00	BENE DISTRIBUTION WITH NO SSN	0909000011
09/09/09	UNIVERSITY OF CONNECTICUT PAYMENT FOR ACCT #XXXXX4498 CUNO FUND GRANT-AAUW SCHOLARSHIP RE: DAWN MCKEEHAN FOR: TR TRAN#-092520007000 TR CD=305 REG=0 PORT=INC	-500.00	-500.00	BENE DISTRIBUTION WITH NO SSN	0909000012
09/09/09	SOUTHERN CT STATE UNIVERSITY PAYMENT FOR ACCT #XXXXX3826 CUNO FUND GRANT-AAUW SCHOLARSHIP RE:JENNIFER ZEMKE FOR: TR TRAN#-092520008000 TR CD=305 REG=0 PORT=INC	-500.00	-500.00	BENE DISTRIBUTION WITH NO SSN	0909000013
09/09/09	GOODWIN COLLEGE PAYMENT FOR ACCT #XXXXX6659 CUNO FUND GRANT-AAUW SCHOLARSHIP RE: KIMBERLY CRAWFORD FOR: TR TRAN#-092520009000 TR CD=305 REG=0 PORT=INC	-500.00	-500.00	BENE DISTRIBUTION WITH NO SSN	0909000014
09/09/09	MIDDLESEX COMMUNITY COLLEGE PAYMENT FOR ACCT #XXXXX9951 CUNO FUND GRANT-AAUW SCHOLARSHIP RE:WENDY CLAXTON FOR: TR TRAN#-092520010000 TR CD=305 REG=0 PORT=INC	-500.00	-500.00	BENE DISTRIBUTION WITH NO SSN	0909000015
10/26/09	RUTGERS/NEW BRUNSWICK CAMPUS PAYMENT FOR ACCT #XXXXX4862 RE-ISSUE LOST 7/7/09 CK- 09 SCHOLARSHIP FOR DANIEL L. BALL FOR: TR TRAN#-092990001000 TR CD=305 REG=0 PORT=INC	-1250.00	-1250.00	SUB TRUST 099008514587 BENE DISTRIBUTION WITH NO SSN	0910000028
11/02/09	SOUL FRIENDS, INC CUNO FUND GRANT/PER DISB REQ DTED 10/22/09 FOR: TR TRAN#-093060003000 TR CD=305 REG=0 PORT=INC	-10000.00	-10000.00	BENE DISTRIBUTION WITH NO SSN	0911000003
11/02/09	CTR CONGREGATIONAL CHURCH ON CUNO FUND GRANT/PER DISB REQ DTED 10/22/09 FOR: TR TRAN#-093060005000 TR CD=305 REG=0 PORT=INC	-8000.00	-8000.00	BENE DISTRIBUTION WITH NO SSN	0911000005
11/02/09	MERIDEN CHILDREN FIRST INITIATIVE CUNO FUND GRANT/PER DISB REQ DT 10/22/09 FOR: TR TRAN#-093060006000 TR CD=305 REG=0 PORT=INC	-10000.00	-10000.00	BENE DISTRIBUTION WITH NO SSN	0911000006
11/02/09	CHARITY CLUB OF MERIDEN, INC CUNO FUND GRANT/PER DISB REQ DTED 10/22/09 FOR: TR TRAN#-093060007000 TR CD=305 REG=0 PORT=INC	-2000.00	-2000.00	BENE DISTRIBUTION WITH NO SSN	0911000007
11/02/09	NEW OPPORTUNITIES, INC. CUNO FUND GRANT/ON BEHALF OF THE BOYS TO MEN ENRICHMENT PROGRAM PER DISB REQ DTED 10/22/09 FOR: TR TRAN#-093060008000 TR CD=305 REG=0 PORT=INC	-2500.00	-2500.00	BENE DISTRIBUTION WITH NO SSN	0911000008
11/02/09	GUS ROBOTICS TEAM 228 CUNO FUND GRANT/PER DISB REQ DTED 10/22/209 FOR: TR TRAN#-093060009000 TR CD=305 REG=0 PORT=INC	-8700.00	-8700.00	BENE DISTRIBUTION WITH NO SSN	0911000009

TAX CODE/DATE TRANSACTIONS	TAXABLE	INCOME	PRINCIPAL	EDIT NUMBER
<b>149 BENEFICIARY DISTRIBUTIONS (CONTINUED)</b>				
DISTRIBUTIONS NOT MATCHED TO BENEFICIARY (CONTINUED)				
11/02/09 UNITED WAY/MERIDEN & WALLINGFORD CUNO FUND GRANT/PER DISB REQ DTED 10/22/09 FOR: TR TRAN#=093060010000 TR CD=305 REG=0 PORT=INC	-20000.00	-20000.00		0911000010 BENE DISTRIBUTION WITH NO SSN
12/04/09 COLUMBIA COLLEGE CHICAGO SCHOLARSHIP FOR LINDSEY B JACOBS STUDENT ID#171258 FOR: TR TRAN#=093380001000 TR CD=823 REG=0 PORT=INC	-2500.00	-2500 00		0912000005 SUB TRUST 099008514587 **CHANGED** 03/18/10 GMF
12/07/09 CONNECTICUT COLLEGE PAYMENT FOR ACCT #XXXXX2133 SCHOLARSHIP FOR JUSTIN A P GOOT FOR: TR TRAN#=093410005000 TR CD=823 REG=0 PORT=INC	-1250.00	-1250 00		0912000012 SUB TRUST 099008514587 **CHANGED** 03/18/10 GMF
12/07/09 UNIVERSITY OF RHODE ISLAND PAYMENT FOR ACCT #XXXXX9873 SCHOLARSHIP FOR SHAINA L. BENDER FOR: TR TRAN#=093410006000 TR CD=823 REG=0 PORT=INC	-2500 00	-2500 00		0912000013 SUB TRUST 099008514587 **CHANGED** 03/18/10 GMF
12/07/09 PAUL SMITH'S COLLEGE PAYMENT FOR ACCT #XXXXX6510 SCHOLARSHIP FOR BENJAMIN P LYONS FOR: TR TRAN#=093410009000 TR CD=823 REG=0 PORT=INC	-2500 00	-2500.00		0912000016 SUB TRUST 099008514587 **CHANGED** 03/18/10 GMF
12/07/09 SOUTHERN CT STATE UNIVERSITY SCHOLARSHIP FOR MACEY R APUZZO STUDENT ID#70386348 FOR: TR TRAN#=093410001000 TR CD=823 REG=0 PORT=INC	-2500.00	-2500 00		0912000008 SUB TRUST 099008514587 **CHANGED** 03/18/10 GMF
12/07/09 CENTRAL CT STATE UNIVERSITY SCHOLARSHIP FOR STEVE S MEYERS III STUDENT ID#30257285 FOR: TR TRAN#=093410002000 TR CD=823 REG=0 PORT=INC	-1250.00	-1250 00		0912000009 SUB TRUST 099008514587 **CHANGED** 03/18/10 GMF
12/07/09 NEW YORK UNIVERSITY SCHOLARSHIP FOR LAUREN A. BISHOP STUDENT ID# N17285060 FOR: TR TRAN#=093410003000 TR CD=823 REG=0 PORT=INC	-2500 00	-2500 00		0912000010 SUB TRUST 099008514587 **CHANGED** 03/18/10 GMF
12/07/09 UNIVERSITY OF NEW HAVEN PAYMENT FOR ACCT #XXXXX8110 SCHOLARSHIP FOR WILLIAM E DONEGAN FOR: TR TRAN#=093410004000 TR CD=823 REG=0 PORT=INC	-2500 00	-2500 00		0912000011 SUB TRUST 099008514587 **CHANGED** 03/18/10 GMF
12/07/09 KEENE STATE COLLEGE PAYMENT FOR ACCT #XXXXX8567 SCHOLARSHIP FOR LAUREN E CLOUSE FOR: TR TRAN#=093410007000 TR CD=823 REG=0 PORT=INC	-1250 00	-1250 00		0912000014 SUB TRUST 099008514587 **CHANGED** 03/18/10 GMF
12/07/09 SALVE REGINA UNIVERSITY PAYMENT FOR ACCT #XXXXX2126 SCHOLARSHIP FOR KRYSTAL S LAPORTE FOR: TR TRAN#=093410008000 TR CD=823 REG=0 PORT=INC	-1250 00	-1250 00		0912000015 SUB TRUST 099008514587 **CHANGED** 03/18/10 GMF
12/07/09 PROVIDENCE COLLEGE PAYMENT FOR ACCT #XXXXX0404 SCHOLARSHIP FOR ASHLEY M HINNERS FOR: TR TRAN#=093410010000 TR CD=823 REG=0 PORT=INC	-1750 00	-1750 00		0912000017 SUB TRUST 099008514587 **CHANGED** 03/18/10 GMF
12/07/09 SOUTHERN CT STATE UNIVERSITY PAYMENT FOR ACCT #XXXXX1300 SCHOLARSHIP FOR ASHLEY M TINE FOR: TR TRAN#=093410011000 TR CD=823 REG=0 PORT=INC	-3000 00	-3000 00		0912000018 SUB TRUST 099008514587 **CHANGED** 03/18/10 GMF
12/07/09 FAIRFIELD UNIVERSITY PAYMENT FOR ACCT #XXXXXX2167 SCHOLARSHIP FOR MEAGAN E. FLYNN FOR: TR TRAN#=093410012000 TR CD=823 REG=0 PORT=INC	-1250 00	-1250 00		0912000019 SUB TRUST 099008514587 **CHANGED** 03/18/10 GMF

TAX CODE/DATE TRANSACTIONS	TAXABLE	INCOME	PRINCIPAL	EDIT NUMBER
<b>149 BENEFICIARY DISTRIBUTIONS (CONTINUED)</b>				
DISTRIBUTIONS NOT MATCHED TO BENEFICIARY (CONTINUED)				
12/07/09 CENTRAL CT STATE UNIVERSITY PAYMENT FOR ACCT #XXXXX5169 SCHOLARSHIP FOR SARAH E MORASSINI FOR. TR TRAN#=093410013000 TR CD=823 REG=0 PORT=INC	-2500.00	-2500 00		0912000020 SUB TRUST 099008514587 **CHANGED** 03/18/10 GMF
12/07/09 WESLEYAN UNIVERSITY PAYMENT FOR ACCT #XXXXX6644 SCHOLARSHIP FOR ERNEST I SLIWINSKI FOR TR TRAN#=093410014000 TR CD=823 REG=0 PORT=INC	-500.00	-500 00		0912000021 SUB TRUST 099008514587 **CHANGED** 03/18/10 GMF
12/07/09 HARTWICK COLLEGE PAYMENT FOR ACCT #XXXXX1235 SCHOLARSHIP FOR SHARON G TURCOTTE FOR TR TRAN#=093410015000 TR CD=823 REG=0 PORT=INC	-2500 00	-2500 00		0912000022 SUB TRUST 099008514587 **CHANGED** 03/18/10 GMF
12/07/09 UNIVERSITY OF MA IN AMHERST PAYMENT FOR ACCT #XXXXX8951 SCHOLARSHIP FOR GABRIELLE C ZIMBARDO FOR TR TRAN#=093410016000 TR CD=823 REG=0 PORT=INC	-1250 00	-1250 00		0912000023 SUB TRUST 099008514587 **CHANGED** 03/18/10 GMF
12/08/09 STONEHILL COLLEGE PAYMENT FOR ACCT #XXXXX2600 SCHOLARSHIP FOR MICHELLE D VIRSHUP FOR TR TRAN#=093420022000 TR CD=823 REG=0 PORT=INC	-2500 00	-2500 00		0912000045 SUB TRUST 099008514587 **CHANGED** 03/18/10 GMF
12/08/09 UNC-CHAPEL HILL PAYMENT FOR ACCT #XXXXX6142 SCHOLARSHIP FOR PETER R MILLS FOR TR TRAN#=093420016000 TR CD=823 REG=0 PORT=INC	-1250 00	-1250 00		0912000039 SUB TRUST 099008514587 **CHANGED** 03/18/10 GMF
12/08/09 CENTRAL CT STATE UNIVERSITY PAYMENT FOR ACCT #XXXXX1299 SCHOLARSHIP FOR CHRISTOPHER M TINE FOR TR TRAN#=093420021000 TR CD=823 REG=0 PORT=INC	-1250 00	-1250 00		0912000044 SUB TRUST 099008514587 **CHANGED** 03/18/10 GMF
12/08/09 UNIVERSITY OF CONNECTICUT PAYMENT FOR ACCT #XXXXX1586 SCHOLARSHIP FOR KYLE L PODBIELSKI FOR TR TRAN#=093420023000 TR CD=823 REG=0 PORT=INC	-2500 00	-2500 00		0912000046 SUB TRUST 099008514587 **CHANGED** 03/18/10 GMF
12/08/09 UNIVERSITY OF NEW HAVEN PAYMENT FOR ACCT #XXXXX3197 SCHOLARSHIP FOR JUSTIN M QUILTY FOR TR TRAN#=093420024000 TR CD=823 REG=0 PORT=INC	-1250 00	-1250 00		0912000047 SUB TRUST 099008514587 **CHANGED** 03/18/10 GMF
12/08/09 ALBERTUS MAGNUS COLLEGE PAYMENT FOR ACCT #XXXXX2784 SCHOLARSHIP FOR BRITTNEY M WINSLOW FOR TR TRAN#=093420025000 TR CD=823 REG=0 PORT=INC	-1250 00	-1250 00		0912000048 SUB TRUST 099008514587 **CHANGED** 03/18/10 GMF
12/08/09 UNIVERSITY OF CONNECTICUT PAYMENT FOR ACCT #XXXXX5363 SCHOLARSHIP FOR REBECCA C G ZAJAC FOR TR TRAN#=093420026000 TR CD=823 REG=0 PORT=INC	-2500 00	-2500 00		0912000049 SUB TRUST 099008514587 **CHANGED** 03/18/10 GMF
12/08/09 UNIVERSITY OF NEW HAVEN PAYMENT FOR ACCT #XXXXX3612 SCHOLARSHIP FOR BRANDON J COUSINO FOR TR TRAN#=093420008000 TR CD=823 REG=0 PORT=INC	-2500 00	-2500 00		0912000031 SUB TRUST 099008514587 **CHANGED** 03/18/10 GMF
12/08/09 JOHNSON & WALES UNIVERSITY PAYMENT FOR ACCT #XXXXXXX7275 SCHOLARSHIP FOR EMMA C ANDERSON FOR TR TRAN#=093420001000 TR CD=823 REG=0 PORT=INC	-2500 00	-2500 00		0912000024 SUB TRUST 099008514587 **CHANGED** 03/18/10 GMF
12/08/09 RUTGERS/NEW BRUNSWICK CAMPUS PAYMENT FOR ACCT #XXXXX4862 SCHOLARSHIP FOR DANIEL L BALL FOR TR TRAN#=093420002000 TR CD=823 REG=0 PORT=INC	-1250 00	-1250 00		0912000025 SUB TRUST 099008514587 **CHANGED** 03/18/10 GMF

TAX CODE/DATE TRANSACTIONS	TAXABLE	INCOME	PRINCIPAL	EDIT NUMBER
<b>149 BENEFICIARY DISTRIBUTIONS (CONTINUED)</b>				
DISTRIBUTIONS NOT MATCHED TO BENEFICIARY (CONTINUED)				
12/08/09 BRYANT UNIVERSITY PAYMENT FOR ACCT #XXXXX7612 SCHOLARSHIP FOR JESSE A BISCHOFF FOR: TR TRAN#=093420003000 TR CD=823 REG=0 PORT=INC	-2500 00	-2500 00		0912000026 SUB TRUST 099008514587 **CHANGED** 03/18/10 GMF
12/08/09 WORCESTER POLYTECHNIC INSTITUTE PAYMENT FOR ACCT #XXXXX3160 SCHOLARSHIP FOR ARTHUR P DUTRA IV FOR: TR TRAN#=093420004000 TR CD=823 REG=0 PORT=INC	-500 00	-500 00		0912000027 SUB TRUST 099008514587 **CHANGED** 03/18/10 GMF
12/08/09 UNIVERSITY OF CONNECTICUT PAYMENT FOR ACCT #XXXXX2441 SCHOLARSHIP FOR JONATHAN GARCIA FOR: TR TRAN#=093420005000 TR CD=823 REG=0 PORT=INC	-500.00	-500 00		0912000028 SUB TRUST 099008514587 **CHANGED** 03/18/10 GMF
12/08/09 HOLY CROSS PAYMENT FOR ACCT #XXXXX8917 SCHOLARSHIP FOR SARAH M GRADY FOR: TR TRAN#=093420012000 TR CD=823 REG=0 PORT=INC	-1250.00	-1250 00		0912000035 SUB TRUST 099008514587 **CHANGED** 03/18/10 GMF
12/08/09 QUINNIPIAC UNIVERSITY PAYMENT FOR ACCT #XXXXX1214 SCHOLARSHIP FOR JENNA L CROOMS FOR: TR TRAN#=093420006000 TR CD=823 REG=0 PORT=INC	-2500 00	-2500 00		0912000029 SUB TRUST 099008514587 **CHANGED** 03/18/10 GMF
12/08/09 QUINNIPIAC UNIVERSITY PAYMENT FOR ACCT #XXXXX1661 SCHOLARSHIP FOR JACLYN A FAHEY FOR: TR TRAN#=093420007000 TR CD=823 REG=0 PORT=INC	-2500.00	-2500 00		0912000030 SUB TRUST 099008514587 **CHANGED** 03/18/10 GMF
12/08/09 CENTRAL CT STATE UNIVERSITY PAYMENT FOR ACCT #XXXXX7238 SCHOLARSHIP FOR KEVIN J O'LEARY FOR: TR TRAN#=093420010000 TR CD=823 REG=0 PORT=INC	-1250.00	-1250.00		0912000033 SUB TRUST 099008514587 **CHANGED** 03/18/10 GMF
12/08/09 CENTRAL CT STATE UNIVERSITY PAYMENT FOR ACCT #XXXXX9960 SCHOLARSHIP FOR LIEN T VO FOR: TR TRAN#=093420011000 TR CD=823 REG=0 PORT=INC	-1250.00	-1250 00		0912000034 SUB TRUST 099008514587 **CHANGED** 03/18/10 GMF
12/08/09 CENTRAL CT STATE UNIVERSITY PAYMENT FOR ACCT #XXXXX3809 SCHOLARSHIP FOR HIBA H ABDELGHANI FOR: TR TRAN#=093420009000 TR CD=823 REG=0 PORT=INC	-500 00	-500 00		0912000032 SUB TRUST 099008514587 **CHANGED** 03/18/10 GMF
12/08/09 JOHNSON & WALES UNIVERSITY PAYMENT FOR ACCT #XXXXX2530 SCHOLARSHIP FOR STEFANIE A CATERRACCIO FOR: TR TRAN#=093420013000 TR CD=823 REG=0 PORT=INC	-1250 00	-1250 00		0912000036 SUB TRUST 099008514587 **CHANGED** 03/18/10 GMF
12/08/09 SACRED HEART UNIVERSITY PAYMENT FOR ACCT #XXXXX8792 SCHOLARSHIP FOR JULIA ARNTSEN FOR: TR TRAN#=093420014000 TR CD=823 REG=0 PORT=INC	-2500.00	-2500 00		0912000037 SUB TRUST 099008514587 **CHANGED** 03/18/10 GMF
12/08/09 CENTRAL CT STATE UNIVERSITY PAYMENT FOR ACCT #XXXXX8619 SCHOLARSHIP FOR MATTHEW T MCKAY FOR: TR TRAN#=093420015000 TR CD=823 REG=0 PORT=INC	-500.00	-500 00		0912000038 SUB TRUST 099008514587 **CHANGED** 03/18/10 GMF
12/08/09 DUKE UNIVERSITY CASHERING PAYMENT FOR ACCT #XXXXX6141 SCHOLARSHIP FOR CAROLINE T MILLS FOR: TR TRAN#=093420017000 TR CD=823 REG=0 PORT=INC	-1250.00	-1250 00		0912000040 SUB TRUST 099008514587 **CHANGED** 03/18/10 GMF
12/08/09 PENN STATE PAYMENT FOR ACCT #XXXXX1662 SCHOLARSHIP FOR GEOFFREY W ROLSTONE FOR: TR TRAN#=093420018000 TR CD=823 REG=0 PORT=INC	-2500.00	-2500 00		0912000041 SUB TRUST 099008514587 **CHANGED** 03/18/10 GMF

TAX CODE/DATE TRANSACTIONS	TAXABLE	INCOME	PRINCIPAL	EDIT NUMBER
<b>149 BENEFICIARY DISTRIBUTIONS (CONTINUED)</b>				
DISTRIBUTIONS NOT MATCHED TO BENEFICIARY (CONTINUED)				
12/08/09 UNIVERSITY OF NEW ENGLAND PAYMENT FOR ACCT #XXXXXX7198 SCHOLARSHIP FOR REBEKKA E. CHENAND FOR TR TRAN#=093420019000 TR CD=823 REG=0 PORT=INC	-2500 00	-2500 00	0912000042 SUB TRUST 099008514587 **CHANGED** 03/18/10 GMF	
12/08/09 MIDDLESEX COMMUNITY COLLEGE PAYMENT FOR ACCT #XXXXXX7659 SCHOLARSHIP FOR EMILY C SLIVINSKI FOR TR TRAN#=093420020000 TR CD=823 REG=0 PORT=INC	-1250 00	-1250 00	0912000043 SUB TRUST 099008514587 **CHANGED** 03/18/10 GMF	
12/11/09 WORCESTER POLYTECHNIC INSITITUTE PAYMENT FOR ACCT #XXXXXXX9071 SCHOLARSHIP FOR RINALDO R IZZO FOR: TR TRAN#=093450001000 TR CD=823 REG=0 PORT=INC	-2500 00	-2500 00	0912000073 SUB TRUST 099008514587 **CHANGED** 03/18/10 GMF	
12/11/09 ROGER WILLIAMS UNIVERSITY PAYMENT FOR ACCT #XXXXXXX2627 SCHOLARSHIP FOR DAVID ARCE FOR: TR TRAN#=093450002000 TR CD=823 REG=0 PORT=INC	-2500 00	-2500 00	0912000074 SUB TRUST 099008514587 **CHANGED** 03/18/10 GMF	
12/11/09 PACE UNIVERSITY PAYMENT FOR ACCT #XXXXXXX7811 SCHOLARSHIP FOR CARLOS J COSTAS FOR TR TRAN#=093450003000 TR CD=823 REG=0 PORT=INC	-2500.00	-2500 00	0912000075 SUB TRUST 099008514587 **CHANGED** 03/18/10 GMF	
12/15/09 SOUTHERN CT STATE UNIVERSITY PAYMENT FOR ACCT #XXXXXXX3620 SCHOLARSHIP FOR ROSHNI PATEL FOR TR TRAN#=093490001000 TR CD=823 REG=0 PORT=INC	-2500.00	-2500 00	0912000080 SUB TRUST 099008514587 **CHANGED** 03/18/10 GMF	
12/15/09 EASTER CT STATE UNIVERSITY PAYMENT FOR ACCT #XXXXXXX3736 SCHOLARSHIP FOR STEPHANIE M TIMEK FOR TR TRAN#=093490003000 TR CD=823 REG=0 PORT=INC	-1500.00	-1500 00	0912000082 SUB TRUST 099008514587 **CHANGED** 03/18/10 GMF	
12/15/09 SACRED HEART UNIVERSITY PAYMENT FOR ACCT #XXXXXXX5730 SCHOLARSHIP FOR ALANNA M COFRANCESCO FOR TR TRAN#=093490002000 TR CD=823 REG=0 PORT=INC	-2000.00	-2000 00	0912000081 SUB TRUST 099008514587 **CHANGED** 03/18/10 GMF	
12/15/09 UNIVERSITY OF CONNECTICUT PAYMENT FOR ACCT #XXXXXXX5664 SCHOLARSHIP FOR KIM M VO FOR TR TRAN#=093490005000 TR CD=823 REG=0 PORT=INC	-1500.00	-1500 00	0912000084 SUB TRUST 099008514587 **CHANGED** 03/18/10 GMF	
12/15/09 UNIVERSITY OF CONNECTICUT PAYMENT FOR ACCT #XXXXXXX8218 SCHOLARSHIP FOR EMMA N VASQUEZ FOR TR TRAN#=093490006000 TR CD=823 REG=0 PORT=INC	-2500.00	-2500 00	0912000085 SUB TRUST 099008514587 **CHANGED** 03/18/10 GMF	
12/15/09 UNIVERSITY OF CONNECTICUT PAYMENT FOR ACCT #XXXXXXX2553 SCHOLARSHIP FOR EMILY D HENRY FOR: TR TRAN#=093490007000 TR CD=823 REG=0 PORT=INC	-1000 00	-1000 00	0912000086 SUB TRUST 099008514587 **CHANGED** 03/18/10 GMF	
12/15/09 GALLAUDET UNIVERSITY PAYMENT FOR ACCT #XXXXXXX2323 SCHOLARSHIP FOR JESSICA P SCHWABE FOR: TR TRAN#=093490008000 TR CD=823 REG=0 PORT=INC	-2500.00	-2500 00	0912000087 SUB TRUST 099008514587 **CHANGED** 03/18/10 GMF	
12/15/09 UNIVERSITY OF NEW HAMPSHIRE PAYMENT FOR ACCT #XXXXXXX7859 SCHOLARSHIP FOR CHRISTINE E. MORICO FOR: TR TRAN#=093490004000 TR CD=823 REG=0 PORT=INC	-2000 00	-2000 00	0912000083 SUB TRUST 099008514587 **CHANGED** 03/18/10 GMF	
12/15/09 ALBERTUS MAGNUS COLLEGE PAYMENT FOR ACCT #XXXXXXX9901 SCHOLARSHIP FOR KRISTA J LABISSONIERE FOR: TR TRAN#=093490010000 TR CD=823 REG=0 PORT=INC	-500 00	-500 00	0912000089 SUB TRUST 099008514587 **CHANGED** 03/18/10 GMF	

ACCT L775 099008539420  
PREP 217 ADMN 18 INV 15C

BANK OF AMERICA, N A  
TAX TRANSACTION DETAIL

PAGE 77  
RUN 03/18/2010  
08 45 59 AM

TAX CODE/DATE TRANSACTIONS	TAXABLE	INCOME	PRINCIPAL	EDIT NUMBER
149 BENEFICIARY DISTRIBUTIONS (CONTINUED) DISTRIBUTIONS NOT MATCHED TO BENEFICIARY (CONTINUED)				
12/15/09 BOSTON UNIVERSITY PAYMENT FOR ACCT #XXXXXXXX0396 SCHOLARSHIP FOR KELSEY E O'BRIEN FOR TR TRAN#=093490009000 TR CD=823 REG=0 PORT=INC	-500 00	-500 00		0912000088 SUB TRUST 099008514587 **CHANGED** 03/18/10 GMF
12/15/09 UNIVERSITY OF CONNECTICUT PAYMENT FOR ACCT #XXXXXXXX5643 SCHOLARSHIP FOR TAYLOR P WILSON FOR TR TRAN#=093490011000 TR CD=823 REG=0 PORT=INC	-500.00	-500 00		0912000090 SUB TRUST 099008514587 **CHANGED** 03/18/10 GMF
12/15/09 COLGATE UNIVERSITY PAYMENT FOR ACCT #XXXXXXXX8722 SCHOLARSHIP FOR DAMIAN C ROESLER FOR TR TRAN#=093490013000 TR CD=823 REG=0 PORT=INC	-1500 00	-1500 00		0912000092 SUB TRUST 099008514587 **CHANGED** 03/18/10 GMF
12/15/09 UNIVERSITY OF HARTFORD PAYMENT FOR ACCT #XXXXXXXX4514 SCHOLARSHIP FOR ERICA C LORENZO FOR TR TRAN#=093490012000 TR CD=823 REG=0 PORT=INC	-500 00	-500 00		0912000091 SUB TRUST 099008514587 **CHANGED** 03/18/10 GMF
TOTAL CODE 149 - BENEFICIARY DISTRIBUTIONS	-469703.94	-469703 94		0 00

00 BENEFICIARY DISTRIBUTIONS - PRINCIPAL

SUPPLEMENTARY - PART XV  
INFORMATION

SCHEDULE F

This foundation was established in 1948 for public, charitable and educational purposes and its income is distributed by the Distribution Committee for such purposes as will in the absolute and uncontrolled discretion of the Distribution Committee most effectively assist, encourage and promote the well being of mankind and primarily of the inhabitants of the City of Meriden, Connecticut, regardless of race, color or creed and for the following uses and purposes among others:

(a) For assisting public, charitable, and/or educational institutions, whether supported wholly or in part by private donations, or by public taxation and investigating the conduct, scope and operation of the same;

(b) For assisting the Meriden Community Fund, Inc. or any similar organization which may hereafter be formed for public, charitable and/or educational purposes in the City of Meriden;

(c) For promoting scientific research for the advancement of human knowledge and the alleviation of human suffering or of the suffering of animals;

(d) For the care of the sick, and/or aged, and/or helpless;

(e) For the care of the needy men, and/or women, and/or children;

(f) For aiding in the reformation of (1) victims of narcotics, and/or drugs, and/or intoxicating liquors, (2) released inmates of penal and reformatory institutions, and (3) wayward and/or delinquent persons;

(g) For the improvement of living and working conditions;

(h) For providing facilities for public recreation;

(i) For the encouragement of social and domestic hygiene;

(j) For the encouragement of sanitation and measures for the prevention of or the suppression of disease;

(k) For investigating or promoting the investigation of, or directing into the causes of ignorance, poverty and vice, preventing the operation of such causes and remedying or ameliorating the conditions resulting there-from.

The Distribution Committee consists of seven citizens of the United States, residents of the City of Meriden or vicinity, selected on the basis of their knowledge of the charitable or educational needs of the

Cuno Foundation  
06-6033040

Page 7, Part XIII, Subsection 2, Line (a) (b) (c) (d)

#### General Information and Application Procedures

The Cuno Foundation does not have a standard application form. Requests should be presented in a covering letter which describes the program, objectives and specifies the amount of funds needed. The letter should convey justification for the request and be signed by a fully authorized official of the organization.

Included as part of the application should be an annual budget of the organization, detailed information concerning the costs of the project or program to be funded, and a time schedule (if appropriate). Additional information deemed necessary by the applicant will be welcomed.

Each grant request should be accompanied by a copy of the applicant's classification ruling under current Treasury Department regulations.

Preference is given to proposals submitted by organizations located in the Meriden, Connecticut area.

No contributions are made to individuals or to organizations outside the United States.

For additional information write to:

Secretary  
The Cuno Foundation  
400 East Main St.  
Meriden, Ct. 06450

... of the Annual Report are available at the offices of:  
Home Bank and Trust Company  
Trustee of the Cuno Foundation  
400 East Main St.  
Meriden, Ct. 06450

*The Distribution Committee  
of  
The Cuno Foundation*

*18 Devon Court  
Meriden, Connecticut 06450*

*203-235-6863  
Trumag@aol.com*

---

January 29, 1999

Mr. Bernard Konicki, Guidance Director  
Frances T. Maloney High School  
121 Gravel Street  
Meriden, Connecticut 06450

Cuno Foundation Scholarship Applications

Dear Mr. Konicki:

The Cuno Foundation is pleased to announce that its Frank Davella Educational Fund will award ten \$5,000 renewable scholarships for the 1999-00 school year. To be eligible, a student must be a high school senior residing in Meriden or vicinity who will be entering a four year college program. Awards will be based on financial need, prior academic success, SAT scores and recommendations from teachers.

The Foundation will also award one \$1,500 Cuno renewable scholarship to a resident of Meriden. Other eligibility requirements are the same. Meriden residents may apply for both but must provide separate copies indicating which scholarship they are applying for.


I am enclosing a supply of applications and ask that students complete all sections and provide a copy of their most recent high school transcript. Two letters of recommendation from teachers are also required, one of which may be from a guidance counselor. Recommendations may be completed on the enclosed forms or may be copies of other forms.

Applications must be returned no later than Wednesday, March 17, 1999 to the following address:

Trudy Magnolia, Secretary  
Distribution Committee of The Cuno Foundation  
18 Devon Court  
Meriden, Connecticut 06450

If you have any questions, please do not hesitate to contact me. Thank you.

Sincerely,

  
Trudy Magnolia  
Secretary

/tm  
enc.

# THE CUNO FOUNDATION

18 Devon Court  
Meriden, CT 06450

## APPLICATION FOR SCHOLARSHIP

DATE: \_\_\_\_\_

Please indicate scholarship you are applying for:

- 1. Cuno Scholarship (Residents of Meriden only) \_\_\_\_\_
- 2. Frank Davella Educational Fund Scholarship (Residents of Meriden and vicinity) \_\_\_\_\_

### BACKGROUND INFORMATION

NAME: \_\_\_\_\_  
LAST NAME FIRST NAME MIDDLE INIT

SEX:  Male  Female Date of Birth: (Month/Day/Year) \_\_\_\_\_

PRIMARY MAILING ADDRESS: \_\_\_\_\_  
NUMBER STREET APARTMENT  
CITY STATE ZIP CODE TELEPHONE #

SOCIAL SECURITY NUMBER: \_\_\_\_\_

ARE YOU A U.S. CITIZEN?  Yes  No  
*(If no, do you have a student visa?)* \_\_\_\_\_  
*(If Yes, what type of student visa do you have?)* \_\_\_\_\_

MOTHER'S (or guardian's) NAME: \_\_\_\_\_ Living/Deceased

HOME ADDRESS (if different from yours): \_\_\_\_\_

OCCUPATION: \_\_\_\_\_

FATHER'S (or guardian's) NAME: \_\_\_\_\_ Living/Deceased

HOME ADDRESS (if different from yours): \_\_\_\_\_

OCCUPATION: \_\_\_\_\_

**APPLICANT INFORMATION**

SCHOOL NOW ATTENDING: (Name, Town, State) \_\_\_\_\_

Number of years attended \_\_\_\_\_ Expected date of graduation: \_\_\_\_\_

Please attach your latest available transcript, showing classes taken and grades achieved, along with class ranking and college board scores.

SCHOOL AND COMMUNITY ACTIVITIES (including athletics, extracurricular, and volunteer activities).

Type of Activity	Positions Held	Years Participating

WORK EXPERIENCE (include summer and part-time jobs held):

EMPLOYER AND ADDRESS (Indicate Supervisor and Phone Number)	TYPE OF JOB	DATES

COLLEGES YOU HAVE APPLIED TO:

(If you have already been accepted, please indicate by checking the block.):

	Accepted
1. _____	
2. _____	
3. _____	
4. _____	
5. _____	

Anticipated Major, if known: \_\_\_\_\_

**FINANCIAL INFORMATION**

**PARENTS' (OR GUARDIANS') INCOME, FEDERAL TAX AND ASSETS** *(Include both if filing separately)*

Income

Adjusted Gross Income (Line 31 of Prior Year 1040) \$ \_\_\_\_\_  
Non Taxable Income (Soc. Sec., Child Support, etc.) \$ \_\_\_\_\_  
Total US Federal Tax Paid in Prior Year \$ \_\_\_\_\_

Assets

Cash, Savings, Checking Accounts, Investments \$ \_\_\_\_\_  
Home, if Owned Appraised Value \$ \_\_\_\_\_  
Current Mortgage Balance \$ \_\_\_\_\_  
Other Real Estate Appraised Value \$ \_\_\_\_\_  
Current Mortgage Balance \$ \_\_\_\_\_

**STUDENT INCOME AND ASSETS**

Income

Annual Earnings from Full or Part-Time Work \$ \_\_\_\_\_  
Other Income (Bank interest, etc.) \$ \_\_\_\_\_

Assets

Checking and Savings Accounts, Investments \$ \_\_\_\_\_  
Other \$ \_\_\_\_\_

**SOURCES OF FINANCIAL SUPPORT THAT APPLICANT CAN COUNT ON FOR THE NEXT SCHOOL YEAR.**

Family/ Friends \$ \_\_\_\_\_  
Loans \$ \_\_\_\_\_  
Own savings \$ \_\_\_\_\_  
Summer earnings \$ \_\_\_\_\_  
State and Federal Aid \$ \_\_\_\_\_  
Other Scholarships \$ \_\_\_\_\_

How many dependent children in the household (applicant included, list ages):

Number \_\_\_\_\_ Ages \_\_\_\_\_

How many family members will be in college at least part-time this next school year (including applicant)? \_\_\_\_\_

Estimated amount of tuition, room and board for the applicant during the next school year: \_\_\_\_\_

Explain below any unusual financial circumstances in your household.

\_\_\_\_\_  
\_\_\_\_\_  
\_\_\_\_\_  
\_\_\_\_\_

**The undersigned hereby certify that the information provided on this application, including attachments, is true to the best of their knowledge.**

Student Applicant: \_\_\_\_\_ Date: \_\_\_\_\_

Parent/Guardian: \_\_\_\_\_ Date: \_\_\_\_\_



Settlement Date

**Bank of America**



**Account Summary**

Dec. 01, 2009 through Dec 31, 2009

**Account:** 42-09-900-8539420 CUNO FOUNDATION TR U/A #1

**Market Value \$5,406,970.09**

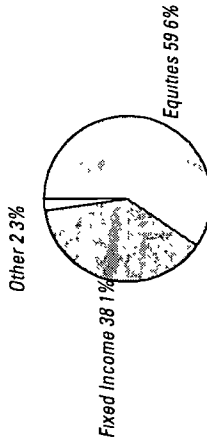
Account Activity		YTD Since 01/01/09	
Description	Current Period	YTD	Fiscal YTD
<b>Beginning Market Value</b>	<b>\$5,362,828.78</b>	<b>\$4,706,178.34</b>	
Income	14,373.18	166,064.76	\$27,917.13
Deposits	2,181.11	15,674.92	-80,871.19
Disbursements	-1,526.63	-269,470.02	
Bank Fees	-3,131.09	-36,304.83	
Change in Market Value	32,244.74	824,826.92	
<b>Ending Market Value</b>	<b>\$5,406,970.09</b>	<b>\$5,406,970.09</b>	
Change in Account Value	44,141.31	700,791.75	

Realized Gain/Loss Summary		
Description	Current Period	Fiscal YTD
Short-term	\$2,887.24	\$27,917.13
Long-term	1,428.11	-80,871.19
<b>Net Total</b>	<b>\$4,315.35</b>	<b>-\$52,954.06</b>

Income Summary		
Description	Current Period	YTD Since 01/01/09
Dividends - Taxable	\$11,397.41	\$98,536.49
Interest - Taxable	5.11	29,090.62
Collective Fund - Taxable	2,970.66	38,437.65
<b>Total Income</b>	<b>\$14,373.18</b>	<b>\$166,064.76</b>

**Portfolio Allocation**

Description	Market Value	Tax Cost	Estimated Annual Income	Current Yield
Cash/Currency	\$57,041.20	\$57,035.03	\$85.55	0.2%
Equities	3,219,630.40	2,656,491.31	64,703.89	2.0
Fixed Income	2,061,418.49	2,002,380.76	99,920.69	4.9
Real Estate	68,880.00	47,535.00	3,007.50	4.4
<b>Total Assets</b>	<b>\$5,406,970.09</b>	<b>\$4,763,442.10</b>	<b>\$167,717.63</b>	<b>3.1%</b>
<b>Total</b>	<b>\$5,406,970.09</b>	<b>\$4,763,442.10</b>	<b>\$167,717.63</b>	



Assets representing less than 5% of total are grouped together as "Other" for display on the pie chart

Market Value includes accrued income unless otherwise noted

The amounts shown throughout this statement should not be used in the preparation of tax documents. Detail specifying taxable nature of income will be provided with year-end tax documentation. Please consult your tax advisor.

184573994

2000002 063/185 3/26

0268607 04-007 505 B E

Settlement Date

**Bank of America**



**Account Summary**

Dec 01, 2009 through Dec 31, 2009

**Account:** 42-09-900-8539420 CUNO FOUNDATION TR U/A #1

**Cash Summary**

	Current Period		YTD Since 01/01/09	
	Income Cash	Principal Cash	Income Cash	Principal Cash
<b>Beginning Value</b>	<b>\$0.00</b>	<b>\$0.00</b>	<b>\$0.00</b>	<b>\$0.00</b>
Income	14,373.18	0.00	166,064.76	0.00
Deposits	0.00	2,181.11	875.00	14,799.92
Disbursements	-1,513.31	-13.32	-267,089.31	-2,380.71
Bank Fees	-1,565.55	-1,565.54	-18,152.50	-18,152.33
Income/Principal Transfers	0.00	0.00	112,841.53	-112,841.53
Purchases	0.00	0.00	0.00	-663,774.59
Sales and Maturities	0.00	0.00	0.00	662,375.40
Net Automated Money Market Transactions	-11,294.32	-602.25	5,460.52	119,973.84
<b>Ending Value</b>	<b>\$0.00</b>	<b>\$0.00</b>	<b>\$0.00</b>	<b>\$0.00</b>

Settlement Date

**Bank of America**



**Portfolio Analysis**

Dec 01, 2009 through Dec. 31, 2009

**Account:** 42-09-900-8539420 CUNO FOUNDATION TR U/A #1

**Portfolio Summary by Asset Class**

Description	Market Value	% of Account	% of Sector	Tax Cost	Estimated Annual Income	Current Yield
<b>Cash/Currency</b>						
Cash Equivalents	\$57,041.20	1.1%	100.0%	\$57,035.03	\$85.55	0.2%
<b>Total Cash/Currency</b>	<b>\$57,041.20</b>	<b>1.1%</b>	<b>100.0%</b>	<b>\$57,035.03</b>	<b>\$85.55</b>	<b>0.2%</b>
<b>Equities</b>						
U.S. Large Cap	\$2,330,321.75	43.1%	72.4%	\$1,653,999.31	\$51,799.00	2.2%
U.S. Mid Cap	184,387.19	3.4%	5.7%	185,775.50	2,314.57	1.3%
U.S. Small Cap	215,424.25	4.0%	6.7%	259,352.75	2,209.66	1.0%
International Developed	350,317.21	6.5%	10.9%	426,361.87	7,850.66	2.2%
Emerging Markets	139,180.00	2.6%	4.3%	131,001.88	530.00	0.4%
<b>Total Equities</b>	<b>\$3,219,630.40</b>	<b>59.5%</b>	<b>100.0%</b>	<b>\$2,656,491.31</b>	<b>\$64,703.89</b>	<b>2.0%</b>
<b>Fixed Income</b>						
Investment Grade Taxable	\$1,751,331.67	32.4%	85.0%	\$1,683,380.76	\$77,263.57	4.4%
Global High Yield Taxable	310,086.82	5.7%	15.0%	319,000.00	22,657.12	7.3%
<b>Total Fixed Income</b>	<b>\$2,061,418.49</b>	<b>38.1%</b>	<b>100.0%</b>	<b>\$2,002,380.76</b>	<b>\$99,920.69</b>	<b>4.9%</b>
<b>Real Estate</b>						
Public REITs	\$68,880.00	1.3%	100.0%	\$47,535.00	\$3,007.50	4.4%
<b>Total Real Estate</b>	<b>\$68,880.00</b>	<b>1.3%</b>	<b>100.0%</b>	<b>\$47,535.00</b>	<b>\$3,007.50</b>	<b>4.4%</b>
<b>Total Assets</b>	<b>\$5,406,970.09</b>	<b>100.0%</b>		<b>\$4,763,442.10</b>	<b>\$167,717.63</b>	<b>3.1%</b>
<b>Total</b>	<b>\$5,406,970.09</b>			<b>\$4,763,442.10</b>	<b>\$167,717.63</b>	

Settlement Date

**Bank of America**



**Portfolio Analysis**

Dec 01, 2009 through Dec. 31, 2009

**Account:** 42-09-900-8539420 CUNO FOUNDATION TR U/A #1

**Equities - Summary by Business Sector**

Sector	Market Value	% of Equities	% of S&P 500
Consumer Discretionary	\$216,738.75	6.7%	9.6%
Consumer Staples	333,618.00	10.4	11.4
Energy	318,414.00	9.9	11.5
Financials	266,230.00	8.3	14.4
Health Care	266,602.00	8.3	12.6
Industrials	377,071.00	11.7	10.2
Information Technology	424,404.00	13.2	19.9
Materials	122,433.00	3.8	3.6
Telecommunication Services	95,816.00	3.0	3.1
Utilities	38,920.00	1.2	3.7
Other Equities	759,383.65	23.6	0.0
<b>Total Equities</b>	<b>\$3,219,630.40</b>	<b>100.0%</b>	<b>100.0%</b>

**Fixed Income - Maturity Schedule**

Maturity	Maturity Amount	% of Total
Less than 1 year	\$100,000.00	13.8%
1 - 5 years	525,000.00	72.4
6 - 10 years	100,000.00	13.8
<b>Total</b>	<b>\$725,000.00</b>	<b>100.0%</b>
Weighted Average Maturity	3.5 years	
Weighted Average Coupon	4.5%	
Weighted Average Current Yield	4.2%	
Weighted Average Yield to Maturity/Call	2.1%	

**Fixed Income - Quality Schedule**

Moody's Rating	Market Value	% of Fixed Income
Aaa	\$539,177.37	69.0%
Aa	161,837.43	20.7
A	80,453.17	10.3
<b>Total Fixed Income</b>	<b>\$781,467.97</b>	<b>100.0%</b>

The Fixed Income - Maturity Schedule and Fixed Income - Quality Schedule include cash equivalents maturing within six months and exclude preferred stocks and fixed income funds

Settlement Date

**Bank of America**



**Portfolio Detail**

**Account:** 42-09-900-8539420 CUNO FOUNDATION TR U/A #1

Dec 01, 2009 through Dec 31, 2009

Units	Description	CUSIP Sector (2)	Market Value(1)/ Market Price	Accrued Income	Average Unit Cost	Tax Cost/ Unit Cost	Unrealized Gain/Loss	Estimated Annual Income	Cur Yld/ YTM
<b>Cash/Currency</b>									
<b>Cash Equivalents</b>									
26,225.400	BANK OF AMERICA MONEY MARKET SAVINGS ACCOUNT (Income Investment)	994458719	\$26,225.40	\$2.43	\$26,225.40 1,000	\$0.00	\$0.00	\$39.34	0.2%
30,809.630	BANK OF AMERICA MONEY MARKET SAVINGS ACCOUNT	994458719	30,809.63	3.74	30,809.63 1,000	0.00	0.00	46.21	0.2
	<b>Total Cash Equivalents</b>		<b>\$57,035.03</b>	<b>\$6.17</b>	<b>\$57,035.03</b>	<b>\$0.00</b>	<b>\$0.00</b>	<b>\$85.55</b>	<b>0.1%</b>
	<b>Total Cash/Currency</b>		<b>\$57,035.03</b>	<b>\$6.17</b>	<b>\$57,035.03</b>	<b>\$0.00</b>	<b>\$0.00</b>	<b>\$85.55</b>	<b>0.1%</b>

**Equities**

(2) Industry	Sector Codes	CND = Consumer Discretionary CNS = Consumer Staples ENR = Energy	FIN = Financials HEA = Health Care IND = Industrials	IFT = Information Technology MAT = Materials OEQ = Other Equities	TEL = Telecommunication Services UTL = Utilities			
<b>U.S. Large Cap</b>								
1,200,000	ABBOTT LABS Ticker: ABB	002824100 HEA	\$64,788.00 53,990	\$0.00	\$52,331.48 43,610	\$12,456.52	\$1,920.00	3.0%
800,000	AIR PRODS & CHEMS INC Ticker: APD	009158106 MAT	64,848.00 81,060	360.00	18,173.00 22,716	46,675.00	1,440.00	2.2
2,800,000	ALTRIA GROUP INC Ticker: MO	02209S103 CNS	54,964.00 19,630	952.00	57,511.34 20,540	-2,547.34	3,808.00	6.9
1,200,000	ANADARKO PETE CORP Ticker: APC	032511107 ENR	74,904.00 62,420	0.00	18,679.50 15,566	56,224.50	432.00	0.6
2,000,000	AT&T INC Ticker: T	00206R102 TEL	56,060.00 28,030	0.00	66,733.72 33,367	-10,673.72	3,360.00	6.0
1,200,000	CATERPILLAR INC Ticker: CAT	149123101 IND	68,388.00 56,990	0.00	46,696.80 38,914	21,691.20	2,016.00	2.9
2,700,000	CISCO SYS INC Ticker: CSCO	17275R102 IFT	64,638.00 23,940	0.00	63,405.44 23,483	1,232.56	0.00	0.0
1,200,000	COCA COLA CO Ticker: KO	191216100 CNS	68,400.00 57,000	0.00	12,748.39 10,624	55,651.61	1,968.00	2.9

(1) Market Value in the Portfolio Detail section does not include Accrued Income

Settlement Date

**Bank of America**



**Portfolio Detail**

**Account:** 42-09-900-8539420 CUNO FOUNDATION TR U/A #1

Dec 01, 2009 through Dec 31, 2009

Units	Description	CUSIP Sector (2)	Market Value(1)/ Market Price	Accrued Income	Average Unit Cost	Tax Cost/ Average Unit Cost	Unrealized Gain/Loss	Estimated Annual Income	Cur Yld/ YTM
<b>U.S. Large Cap (cont)</b>									
1,200,000	CVS CAREMARK CORP Ticker: CVS	126650100 CNS	38,652.00 32.210	0.00	18,415.75 15.346	20,236.25	366.00	0.9	
1,000,000	DOMINION RES INC VA NEW Ticker: D	25746U109 UTL	38,920.00 38.920	0.00	24,641.00 24.641	14,279.00	1,750.00	4.5	
2,000,000	EXXON MOBIL CORP Ticker: XOM	30231G102 ENR	136,380.00 68.190	0.00	29,747.50 14.874	106,632.50	3,360.00	2.5	
4,000,000	GENERALELEC CO Ticker: GE	369604103 IND	60,520.00 15.130	400.00	42,576.31 10.644	17,943.69	1,600.00	2.6	
500,000	GOLDMAN SACHS GROUP INC Ticker: GS	38141G104 FIN	84,420.00 168.840	0.00	63,831.30 127.663	20,588.70	700.00	0.8	
1,400,000	HEWLETT PACKARD CO Ticker: HPQ	428236103 IFT	72,114.00 51.510	112.00	59,131.52 42.237	12,982.48	448.00	0.6	
1,200,000	ILLINOIS TOOL WKS INC Ticker: ITW	452308109 IND	57,588.00 47.990	372.00	40,426.00 33.688	17,162.00	1,488.00	2.6	
550,000	INTERNATIONAL BUSINESS MACHS Ticker: IBM	459200101 IFT	71,995.00 130.900	0.00	53,926.45 98.048	18,068.55	1,210.00	1.7	
1,500,000	J P MORGAN CHASE & CO Ticker: JPM	46625H100 FIN	62,505.00 41.670	0.00	25,031.76 16.688	37,473.24	300.00	0.5	
1,000,000	JOHNSON & JOHNSON Ticker: JNJ	478160104 HEA	64,410.00 64.410	0.00	54,569.00 54.569	9,841.00	1,960.00	3.0	
800,000	MCDONALDS CORP Ticker: MCD	580135101 CND	49,952.00 62.440	0.00	49,305.28 61.632	646.72	1,760.00	3.5	
2,200,000	MERCK & CO INC NEW COM Ticker: MRK	58933Y105 HEA	80,388.00 36.540	836.00	39,823.61 18.102	40,564.39	3,344.00	4.2	
2,000,000	MICROSOFT CORP Ticker: MSFT	594918104 IFT	60,960.00 30.480	0.00	99,062.50 49.531	-38,102.50	1,040.00	1.7	
700,000	MONSANTO CO NEW COM Ticker: MON	61166W101 MAT	57,225.00 81.750	0.00	64,865.54 92.665	-7,640.54	742.00	1.3	
700,000	NIKE INC CLB Ticker: NKE	654106103 CND	46,249.00 66.070	189.00	38,969.17 55.670	7,279.83	756.00	1.6	

Settlement Date

**Bank of America**



**Portfolio Detail**

**Account:** 42-09-900-8539420 CUNO FOUNDATION TR U/A #1

Dec 01, 2009 through Dec. 31, 2009

Units	Description	CUSIP Sector (2)	Market Value(1)/ Market Price	Accrued Income	Average Unit Cost	Tax Cost/ Unrealized Gain/Loss	Estimated Annual Income	Cur Yld/ YTM
<b>Equities (cont)</b>								
<b>U.S. Large Cap (cont)</b>								
1,600,000	ORACLE CORP Ticker: ORCL	68389X105 IFT	39,248.00 24.530	0.00	34,044.00 21.278	5,204.00	320.00	0.8
1,000,000	PEPSICO INC Ticker: PEP	713448108 CNS	60,800.00 60.800	450.00	36,676.25 36.676	24,123.75	1,800.00	3.0
1,000,000	PHILIP MORRIS INTL INC Ticker: PM	718172109 CNS	48,190.00 48.190	580.00	45,262.37 45.262	2,927.63	2,320.00	4.8
500,000	PRECISION CASTPARTS CORP Ticker: PCP	740189105 IND	55,175.00 110.350	0.00	52,152.75 104.306	3,022.25	60.00	0.1
1,000,000	PROCTER & GAMBLE CO Ticker: PG	742718109 CNS	60,630.00 60.630	0.00	20,989.35 20.989	39,640.65	1,760.00	2.9
1,200,000	SCHLUMBERGER LTD NETHERLANDS ANTILLES Ticker: SLB	806857108 ENR	78,108.00 65.090	252.00	81,407.24 67.839	-3,299.24	1,008.00	1.3
1,500,000	STAPLES INC Ticker: SPLS	855030102 CND	36,885.00 24.590	123.75	34,819.95 23.213	2,065.05	495.00	1.3
1,500,000	STATE STR CORP Ticker: STT	857477103 FIN	65,310.00 43.540	15.00	24,321.90 16.215	40,988.10	60.00	0.1
1,000,000	TARGET CORP Ticker: TGT	87612E106 CND	48,370.00 48.370	0.00	31,528.75 31.529	16,841.25	680.00	1.4
2,700,000	TEXAS INSTRS INC Ticker: TXN	882508104 IFT	70,362.00 26.060	0.00	61,596.91 22.814	8,765.09	1,296.00	1.8
800,000	UNION PAC CORP Ticker: UNP	907818108 IND	51,120.00 63.900	216.00	26,054.75 32.568	25,065.25	864.00	1.7
1,200,000	UNITED TECHNOLOGIES CORP Ticker: UTX	913017109 IND	83,292.00 69.410	0.00	46,264.50 38.554	37,027.50	1,848.00	2.2
1,200,000	VERIZON COMMUNICATIONS INC Ticker: VZ	92343V104 TEL	39,756.00 33.130	0.00	37,284.53 31.070	2,471.47	2,280.00	5.7
2,000,000	WELLS FARGO & CO NEW COM Ticker: WFC	949746101 FIN	53,980.00 26.990	0.00	45,307.00 22.654	8,673.00	400.00	0.7
1,000,000	YUM BRANDS INC Ticker: YUM	988498101 CND	34,970.00 34.970	0.00	35,686.70 35.687	-716.70	840.00	2.4

Settlement Date

**Bank of America**



**Portfolio Detail**

**Account:** 42-09-900-8539420 CUNO FOUNDATION TR U/A #1

Dec 01, 2009 through Dec. 31, 2009

Units	Description	CUSIP Sector (2)	Market Value(1)/ Market Price	Accrued Income	Average Unit Cost	Tax Cost/ Average Unit Cost	Unrealized Gain/Loss	Estimated Annual Income	Cur Yld/ YTM
<b>Equities (cont)</b>									
<b>U.S. Large Cap (cont)</b>									
<b>Total U.S. Large Cap</b>			<b>\$2,325,464.00</b>	<b>\$4,857.75</b>	<b>\$1,653,999.31</b>	<b>\$671,464.69</b>	<b>\$51,799.00</b>	<b>2.2%</b>	
3,305.501	COLUMBIA ACORN FUND CLASSZ SHARES Ticker: ACRN X	197199409 OEQ	\$81,579.76 24.680	\$0.00	\$72,000.00 21.782	\$9,579.76	\$161.97	0.2%	
4,976.281	MID CAP VALUE CTF ORIGINAL COST Ticker: MIDVAL	302993993 OEQ	73,990.33 14.869	47.10	84,236.00 16.928	-10,245.67	1,552.60	2.1	
600.000	TIDEWATER INC Ticker: TDW	886423102 ENR	28,770.00 47.950	0.00	29,539.50 49.233	-769.50	600.00	2.1	
<b>Total U.S. Mid Cap</b>			<b>\$184,340.09</b>	<b>\$47.10</b>	<b>\$185,775.50</b>	<b>-\$1,435.41</b>	<b>\$2,314.57</b>	<b>1.3%</b>	
<b>U.S. Small Cap</b>									
5,145.807	COLUMBIA SMALL CAP VALUE FUND II CLASSZ SHARES Ticker: NSVA X	19765J764 OEQ	\$56,552.42 10.990	\$0.00	\$75,000.00 14.575	-\$18,447.58	\$355.06	0.6%	
11,039.289	SMALL CAP CTF ORIGINAL COST Ticker: SCEOPT	126129108 OEQ	158,839.91 14.389	31.92	184,352.75 16.700	-25,512.84	1,854.60	1.2	
<b>Total U.S. Small Cap</b>			<b>\$215,392.33</b>	<b>\$31.92</b>	<b>\$259,352.75</b>	<b>-\$43,960.42</b>	<b>\$2,209.66</b>	<b>1.0%</b>	
<b>International Developed</b>									
7,796.692	INTERNATIONAL EQUITY CTF ORIGINAL COST Ticker: INLEPT	1261292H7 OEQ	\$150,495.65 19.303	\$62.56	\$172,583.52 22.135	-\$22,087.87	\$2,440.36	1.6%	
2,800.000	ISHARES MSCI EAFE INDEX FUND Ticker: EFA	464287465 OEQ	154,784.00 55.280	0.00	193,622.50 69.151	-38,838.50	4,034.80	2.6	
3,500.000	NOKIA CORP SPONSORED ADR FINLAND Ticker: NOK	654902204 IFT	44,975.00 12.850	0.00	60,155.85 17.187	-15,180.85	1,375.50	3.1	

Settlement Date

**Bank of America**



**Portfolio Detail**

**Account:** 42-09-900-8539420 CUNO FOUNDATION TR U/A #1

Dec 01, 2009 through Dec. 31, 2009

Units	Description	CUSIP Sector (2)	Market Value(1)/ Market Price	Accrued Income	Average Unit Cost	Tax Cost/ Unrealized Gain/Loss	Estimated Annual Income	Cur Yld/ YTM
-------	-------------	------------------	----------------------------------	-------------------	----------------------	--------------------------------------	----------------------------	-----------------

Equities (cont)

<b>International Developed (cont)</b>								
<b>Total International Developed</b>			<b>\$350,254.65</b>	<b>\$62.56</b>	<b>\$426,361.87</b>	<b>-\$76,107.22</b>	<b>\$7,850.66</b>	<b>2.2%</b>
<b>Emerging Markets</b>								
2,000,000	ISHARES MSCI EMERGING MKTS INDEX FUND	464287234 OEQ	\$83,000.00 41.500	\$0.00	\$86,566.88 43.283	-\$3,566.88	\$48.00	0.1%
1,000,000	TEVA PHARMACEUTICAL INDS LTD ADR	881624209 HEA	56,180.00 56.180	0.00	44,435.00 44.435	11,745.00	482.00	0.9
<b>Total Emerging Markets</b>			<b>\$139,180.00</b>	<b>\$0.00</b>	<b>\$131,001.88</b>	<b>\$8,178.12</b>	<b>\$530.00</b>	<b>0.4%</b>
<b>Total Equities</b>			<b>\$3,214,631.07</b>	<b>\$4,999.33</b>	<b>\$2,656,491.31</b>	<b>\$558,139.76</b>	<b>\$64,703.89</b>	<b>2.0%</b>

Fixed Income

<b>Investment Grade Taxable</b>								
100,000,000	2010 UNITED STATES TREAS NT DTD 02/15/05 3.500% DUE 02/15/10	912828DL1	\$100,383.00 100.383	\$1,322.01	\$98,687.50 98.688	\$1,695.50	\$3,500.00	3.5% 0.2
75,000,000	2011 WACHOVIA CORP NEW NT DTD 10/23/06 5.300% DUE 10/15/11	929903CF7	79,614.00 106.152	839.17	76,708.50 102.278	2,905.50	3,975.00	5.0 1.7
150,000,000	2012 UNITED STATES TREAS NT DTD 11/15/02 4.000% DUE 11/15/12	912828AP5	160,230.00 106.820	779.01	148,421.88 98.948	11,808.12	6,000.00	3.7 1.4
150,000,000	2013 UNITED STATES TREAS NT DTD 08/15/03 4.250% DUE 08/15/13	912828BH2	161,859.00 107.906	2,407.95	147,160.16 98.107	14,698.84	6,375.00	3.9 1.9

Settlement Date

**Bank of America**



**Portfolio Detail**

**Account:** 42-09-900-8539420 CUNO FOUNDATION TR U/A #1

Dec 01, 2009 through Dec. 31, 2009

Units	Description	CUSIP Sector (2)	Market Value(1)/ Market Price	Accrued Income	Average Unit Cost	Tax Cost/ Average Unit Cost	Unrealized Gain/Loss	Estimated Annual Income	Cur Yld/ YTM
<b>Fixed Income (cont)</b>									
<b>Investment Grade Taxable (cont)</b>									
75,000.000	2014 CREDIT SUISSE FIRST BOSTON USA INC GLOBAL SR NT DTD 01/09/04 5.125% DUE 01/15/14 Moody's: AA1 S&P: A+	22541LAM5	80,067.00 106.756	1,772.39	75,543.75 100.725	4,523.25	3,843.75	4.8 3.2	
75,000.000	2015 BEAR STEARNS COS INC NT DTD 10/31/05 5.300% DUE 10/30/15 Moody's: AA3 S&P: A+	073902KF4	79,324.50 105.766	673.54	73,762.50 98.350	5,562.00	3,975.00	5.0 4.1	
100,000.000	2016 UNITED STATES TREAS NT DTD 05/15/06 5.125% DUE 05/15/16 Moody's: AAA S&P: AAA	912828FF2	111,531.00 111.531	665.40	102,136.72 102.137	9,394.28	5,125.00	4.6 3.1	
24,053.039	AGGREGATE BOND CTF ORIGINAL COST 361,516.15	202671913	376,507.03 15.653	306.97	378,139.04 15.721	-1,632.01	15,995.27	4.2	
61,622.163	COLUMBIA STRATEGIC INCOME FUND CLASS Z SHARES	19765L694	356,176.10 5.780	0.00	362,000.00 5.875	-5,823.90	18,733.14	5.3	
19,639.939	INTERM GOVTT/CREDIT BOND CTF ORIGINAL COST 222,577.37	1261291M7	236,686.80 12.051	186.80	220,820.71 11.243	15,866.09	9,741.41	4.1	
<b>Total Investment Grade Taxable</b>						<b>\$1,683,380.76</b>	<b>\$58,997.67</b>	<b>\$77,263.57</b>	<b>4.4%</b>
<b>Global High Yield Taxable</b>									
39,959.642	COLUMBIA HIGH INCOME FUND CLASS Z SHARES	19765H495	\$310,086.82 7.760	\$0.00	\$319,000.00 7.983	-\$8,913.18	\$22,657.12	7.3%	
<b>Total Global High Yield Taxable</b>						<b>\$319,000.00</b>	<b>-\$8,913.18</b>	<b>\$22,657.12</b>	<b>7.3%</b>
<b>Total Fixed Income</b>						<b>\$2,002,380.76</b>	<b>\$50,084.49</b>	<b>\$99,920.69</b>	<b>4.9%</b>

Settlement Date

**Bank of America**



**Portfolio Detail**

**Account:** 42-09-900-8539420 CUNO FOUNDATION TR U/A #1

Dec 01, 2009 through Dec. 31, 2009

Units	Description	CUSIP Sector (2)	Market Value(1)/ Market Price	Accrued Income	Tax Cost/ Average Unit Cost	Unrealized Gain/Loss	Estimated Annual Income	Cur Yld/ YTM
1,500,000	ISHARES TR DOW JONES U S REAL ESTATE	464287739	\$68,880.00 45,920	\$0.00	\$47,535.00 31.690	\$21,345.00	\$3,007.50	4.4%
	<b>Total Public REITs</b>		<b>\$68,880.00</b>	<b>\$0.00</b>	<b>\$47,535.00</b>	<b>\$21,345.00</b>	<b>\$3,007.50</b>	<b>4.4%</b>
	<b>Total Real Estate</b>		<b>\$68,880.00</b>	<b>\$0.00</b>	<b>\$47,535.00</b>	<b>\$21,345.00</b>	<b>\$3,007.50</b>	<b>4.4%</b>
	<b>Total Portfolio</b>		<b>\$5,393,011.35</b>	<b>\$13,958.74</b>	<b>\$4,763,442.10</b>	<b>\$629,569.25</b>	<b>\$167,717.63</b>	<b>3.1%</b>
	Accrued Income		\$13,958.74					
	<b>Total</b>		<b>\$5,406,970.09</b>					

Settlement Date

**Bank of America**



**Account Summary**

Dec. 01, 2009 through Dec. 31, 2009

**Account:** 42-09-900-8539427 GROVE SCHOLARSHIP FD TR U/A

**Market Value \$41,938.16**

Account Activity		YTD Since
Description	Current Period	01/01/09
<b>Beginning Market Value</b>	<b>\$41,892.38</b>	<b>\$38,333.59</b>
Income	114.18	1,393.69
Deposits	26.63	309.88
Disbursements	0.00	-1,755.94
Bank Fees	-26.63	-309.88
Change in Market Value	-68.40	3,956.82
<b>Ending Market Value</b>	<b>\$41,938.16</b>	<b>\$41,938.16</b>
Change in Account Value	45.78	3,604.57

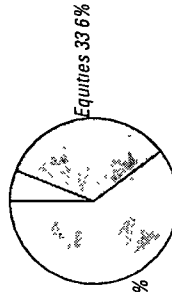
Realized Gain/Loss Summary		
Description	Current Period	Fiscal YTD
Short-term	\$271.25	\$477.85
Long-term	3.18	-587.74
<b>Net Total</b>	<b>\$274.43</b>	<b>-\$109.89</b>

Income Summary		
Description	Current Period	YTD Since
Interest - Taxable	\$0.30	\$10.28
Collective Fund - Taxable	113.88	1,383.41
<b>Total Income</b>	<b>\$114.18</b>	<b>\$1,393.69</b>

**Portfolio Allocation**

Description	Market Value	Tax Cost	Estimated Annual Income	Current Yield
Cash/Currency	\$2,549.61	\$2,549.30	\$3.83	0.2%
Equities	14,100.66	16,673.64	313.88	2.2
Fixed Income	25,287.89	24,650.28	1,033.25	4.1
<b>Total Assets</b>	<b>\$41,938.16</b>	<b>\$43,873.22</b>	<b>\$1,350.96</b>	<b>3.2%</b>
<b>Total</b>	<b>\$41,938.16</b>	<b>\$43,873.22</b>	<b>\$1,350.96</b>	

Cash/Currency 6.1%



Market Value includes accrued income unless otherwise noted

The amounts shown throughout this statement should not be used in the preparation of tax documents. Detail specifying taxable nature of income will be provided with year-end tax documentation. Please consult your tax advisor.

Settlement Date

**Bank of America**



**Account Summary**

Dec. 01, 2009 through Dec 31, 2009

**Account:** 42-09-900-8539427 GROVE SCHOLARSHIP FD TR U/A

**Cash Summary**

	Current Period			YTD Since 01/01/09	
	Income Cash	Principal Cash		Income Cash	Principal Cash
<b>Beginning Value</b>	<b>\$0.00</b>	<b>\$0.00</b>		<b>\$0.00</b>	<b>\$0.00</b>
Income	114.18	0.00		1,393.69	0.00
Deposits	26.63	0.00		309.88	0.00
Disbursements	0.00	0.00		-1,755.94	0.00
Bank Fees	-26.63	0.00		-309.88	0.00
Net Automated Money Market Transactions	-114.18	0.00		362.25	0.00
<b>Ending Value</b>	<b>\$0.00</b>	<b>\$0.00</b>		<b>\$0.00</b>	<b>\$0.00</b>

Settlement Date

**Bank of America**



**Portfolio Analysis**

Dec. 01, 2009 through Dec. 31, 2009

**Account:** 42-09-900-8539427 GROVE SCHOLARSHIP FD TR U/A

**Portfolio Summary by Asset Class**

Description	Market Value	% of Account	% of Sector	Tax Cost	Estimated Annual Income	Current Yield
<b>Cash/Currency</b>						
Cash Equivalents	\$2,549.61	6.1%	100.0%	\$2,549.30	\$3.83	0.2%
<b>Total Cash/Currency</b>	<b>\$2,549.61</b>	<b>6.1%</b>	<b>100.0%</b>	<b>\$2,549.30</b>	<b>\$3.83</b>	<b>0.2%</b>
<b>Equities</b>						
U S Large Cap	\$14,100.66	33.6%	100.0%	\$16,673.64	\$313.88	2.2%
<b>Total Equities</b>	<b>\$14,100.66</b>	<b>33.6%</b>	<b>100.0%</b>	<b>\$16,673.64</b>	<b>\$313.88</b>	<b>2.2%</b>
<b>Fixed Income</b>						
Investment Grade Taxable	\$25,287.89	60.3%	100.0%	\$24,650.28	\$1,033.25	4.1%
<b>Total Fixed Income</b>	<b>\$25,287.89</b>	<b>60.3%</b>	<b>100.0%</b>	<b>\$24,650.28</b>	<b>\$1,033.25</b>	<b>4.1%</b>
<b>Total Assets</b>	<b>\$41,938.16</b>	<b>100.0%</b>		<b>\$43,873.22</b>	<b>\$1,350.96</b>	<b>3.2%</b>
<b>Total</b>	<b>\$41,938.16</b>			<b>\$43,873.22</b>	<b>\$1,350.96</b>	

Settlement Date

**Bank of America**



**Portfolio Analysis**

Dec 01, 2009 through Dec. 31, 2009

**Account:** 42-09-900-8539427 GROVE SCHOLARSHIP FD TR U/A

<u>Equities - Summary by Business Sector</u>			
Sector	Market Value	% of Equities	% of S&P 500
Consumer Discretionary	\$0.00	0.0%	9.6%
Consumer Staples	0.00	0.0	11.4
Energy	0.00	0.0	11.5
Financials	0.00	0.0	14.4
Health Care	0.00	0.0	12.6
Industrials	0.00	0.0	10.2
Information Technology	0.00	0.0	19.9
Materials	0.00	0.0	3.6
Telecommunication Services	0.00	0.0	3.1
Utilities	0.00	0.0	3.7
Other Equities	14,100.66	100.0	0.0
<b>Total Equities</b>	<b>\$14,100.66</b>	<b>100.0%</b>	<b>100.0%</b>

Settlement Date

**Bank of America**



**Portfolio Detail**

**Account:** 42-09-900-8539427 GROVE SCHOLARSHIP FD TR U/A

Dec 01, 2009 through Dec 31, 2009

Units	Description	CUSIP Sector (2)	Market Value(1)/ Market Price	Accrued Income	Average Unit Cost	Tax Cost/ Average Unit Cost	Unrealized Gain/Loss	Estimated Annual Income	Cur Yld/ YTM
<b>Cash Equivalents</b>									
891.400	BANK OF AMERICA MONEY MARKET SAVINGS ACCOUNT (Income Investment)	994458719	\$891.40	\$0.10	\$891.40 1,000	\$0.00	\$0.00	\$1.34	0.2%
1,657.900	BANK OF AMERICA MONEY MARKET SAVINGS ACCOUNT	994458719	1,657.90	0.21	1,657.90 1,000	0.00	0.00	2.49	0.2
	<b>Total Cash Equivalents</b>		<b>\$2,549.30</b>	<b>\$0.31</b>	<b>\$2,549.30</b>	<b>\$0.00</b>	<b>\$0.00</b>	<b>\$3.83</b>	<b>0.2%</b>
	<b>Total Cash/Currency</b>		<b>\$2,549.30</b>	<b>\$0.31</b>	<b>\$2,549.30</b>	<b>\$0.00</b>	<b>\$0.00</b>	<b>\$3.83</b>	<b>0.2%</b>

**Equities**

(2) Industry Sector Codes	CND = Consumer Discretionary CNS = Consumer Staples ENR = Energy	FIN = Financials HEA = Health Care IND = Industrials	IFT = Information Technology MAT = Materials OEO = Other Equities	TEL = Telecommunication Services UTL = Utilities
<b>U.S. Large Cap</b>				
258.337	LARGE CAP CORE CTF ORIGINAL COST 12,271.56 Ticker: INEQPT	\$14,098.74 54.575	\$1.92	\$16,673.64 64.542
	<b>Total U.S. Large Cap</b>	<b>\$14,098.74</b>	<b>\$1.92</b>	<b>\$16,673.64</b>
	<b>Total Equities</b>	<b>\$14,098.74</b>	<b>\$1.92</b>	<b>\$16,673.64</b>

**Fixed Income**

<b>Investment Grade Taxable</b>				
1,681.722	INTERM GOV'T/CREDIT BOND CTF ORIGINAL COST 19,883.08	\$20,266.94 12.051	\$15.99	\$19,684.35 11.705
601.576	SHORT TERM BOND CTF ORIGINAL COST 5,000.00	5,001.14 8.313	3.82	4,965.93 8.255
	<b>Total Investment Grade Taxable</b>	<b>\$25,268.08</b>	<b>\$19.81</b>	<b>\$24,650.28</b>
	<b>Total Equities</b>	<b>\$14,098.74</b>	<b>\$1.92</b>	<b>\$16,673.64</b>

(1) Market Value in the Portfolio Detail section does not include Accrued Income

Settlement Date

**Bank of America**



**Portfolio Detail**

**Account:** 42-09-900-8539427 GROVE SCHOLARSHIP FD TR U/A

Dec 01, 2009 through Dec 31, 2009

Units	Description	CUSIP Sector (2)	Market Value(1)/ Market Price	Accrued Income	Average Unit Cost	Tax Cost/ Unit Cost	Unrealized Gain/Loss	Estimated Annual Income	Cur Yld/ YTM
<b>Fixed Income (cont)</b>									
<b>Investment Grade Taxable (cont)</b>									
	<b>Total Fixed Income</b>		\$25,268.08	\$19.81	\$24,650.28	\$617.80	\$1,033.25	4.1%	
	<b>Total Portfolio</b>		\$41,916.12	\$22.04	\$43,873.22	-\$1,957.10	\$1,350.96	3.2%	
	Accrued Income		\$22.04						
	<b>Total</b>		<b>\$41,938.16</b>						

Settlement Date

**Bank of America**



**Account Summary**

Dec. 01, 2009 through Dec. 31, 2009

**Account:** 42-09-900-8514587 FRANK DAVELLA EDUC FD UW

**Market Value \$3,446,113.88**

Account Activity		YTD Since
Description	Current Period	01/01/09
<b>Beginning Market Value</b>	<b>\$3,516,534.26</b>	<b>\$3,007,339.90</b>
Income	10,854.87	102,290.88
Deposits	1,792.18	16,617.52
Disbursements	-103,500.00	-221,723.28
Bank Fees	-1,955.83	-21,794.11
Change in Market Value	22,388.40	563,382.97
<b>Ending Market Value</b>	<b>\$3,446,113.88</b>	<b>\$3,446,113.88</b>
Change in Account Value	-70,420.38	438,773.98

Realized Gain/Loss Summary		Fiscal
Description	Current Period	YTD
Short-term	\$2,860.26	-\$9,141.48
Long-term	4,029.40	-45,247.54
<b>Net Total</b>	<b>\$6,889.66</b>	<b>-\$54,389.02</b>

Income Summary		YTD Since
Description	Current Period	01/01/09
Dividends - Taxable	\$7,620.11	\$60,656.40
Collective Fund - Taxable	3,234.76	41,634.48
<b>Total Income</b>	<b>\$10,854.87</b>	<b>\$102,290.88</b>

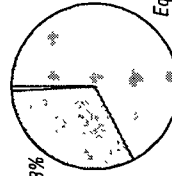
**Portfolio Allocation**

Description	Market Value	Tax Cost	Estimated Annual Income	Current Yield
Cash/Currency	\$30,861.94	\$30,861.94	\$0.00	0.0%
Equities	2,320,755.73	2,040,096.65	44,847.83	1.9
Fixed Income	1,094,496.21	1,085,417.44	51,791.30	4.7
<b>Total Assets</b>	<b>\$3,446,113.88</b>	<b>\$3,156,376.03</b>	<b>\$96,639.13</b>	<b>2.8%</b>
<b>Total</b>	<b>\$3,446,113.88</b>	<b>\$3,156,376.03</b>	<b>\$96,639.13</b>	

Cash/Currency 0.9%

Fixed Income 31.8%

Equities 67.3%



Market Value includes accrued income unless otherwise noted

The amounts shown throughout this statement should not be used in the preparation of tax documents. Detail specifying taxable nature of income will be provided with year-end tax documentation. Please consult your tax advisor.

1753994

2000002 009/185 3/30

0267137 04-007 505 B E

Settlement Date

**Bank of America**



**Account Summary**

Dec. 01, 2009 through Dec 31, 2009

**Account:** 42-09-900-8514587 FRANK DAVELLA EDUC FD UW

**Cash Summary**

	Current Period		YTD Since 01/01/09	
	Income Cash	Principal Cash	Income Cash	Principal Cash
<b>Beginning Value</b>	<b>\$0.00</b>	<b>\$0.00</b>	<b>-\$7,081.73</b>	<b>\$0.00</b>
Income	10,854.87	0.00	102,290.88	0.00
Deposits	0.00	1,792.18	0.00	16,617.52
Disbursements	-103,500.00	0.00	-219,622.53	-2,100.75
Bank Fees	-977.93	-977.90	-10,897.17	-10,896.94
Income/Principal Transfers	78,000.00	-78,000.00	147,080.20	-147,080.20
Purchases	0.00	0.00	0.00	-312,035.42
Sales and Maturities	0.00	43,908.87	0.00	474,588.08
Net Automated Money Market Transactions	15,623.06	33,276.85	-11,769.65	-19,092.29
<b>Ending Value</b>	<b>\$0.00</b>	<b>\$0.00</b>	<b>\$0.00</b>	<b>\$0.00</b>

Settlement Date

**Bank of America**



**Portfolio Analysis**

Dec. 01, 2009 through Dec 31, 2009

**Account:** 42-09-900-8514587 FRANK DAVELLA EDUC FD UW

**Portfolio Summary by Asset Class**

Description	Market Value	% of Account	% of Sector	Tax Cost	Estimated Annual Income	Current Yield
<b>Cash/Currency</b>						
Cash Equivalents	\$30,861.94	0.9%	100.0%	\$30,861.94	\$0.00	0.0%
<b>Total Cash/Currency</b>	<b>\$30,861.94</b>	<b>0.9%</b>	<b>100.0%</b>	<b>\$30,861.94</b>	<b>\$0.00</b>	<b>0.0%</b>
<b>Equities</b>						
U.S. Large Cap	\$1,549,018.00	45.0%	66.7%	\$1,251,002.40	\$37,188.00	2.4%
U.S. Mid Cap	249,654.32	7.2%	10.8%	200,000.00	239.49	0.1%
U.S. Small Cap	184,979.75	5.4%	8.0%	206,517.53	1,627.53	0.9%
International Developed	236,995.66	6.9%	10.2%	285,821.37	5,465.21	2.3%
Emerging Markets	100,108.00	2.9%	4.3%	96,755.35	327.60	0.3%
<b>Total Equities</b>	<b>\$2,320,755.73</b>	<b>67.3%</b>	<b>100.0%</b>	<b>\$2,040,096.65</b>	<b>\$44,847.83</b>	<b>1.9%</b>
<b>Fixed Income</b>						
Investment Grade Taxable	\$976,415.68	28.3%	89.2%	\$972,417.44	\$43,163.51	4.4%
Global High Yield Taxable	118,080.53	3.4%	10.8%	113,000.00	8,627.79	7.3%
<b>Total Fixed Income</b>	<b>\$1,094,496.21</b>	<b>31.8%</b>	<b>100.0%</b>	<b>\$1,085,417.44</b>	<b>\$51,791.30</b>	<b>4.7%</b>
<b>Total Assets</b>	<b>\$3,446,113.88</b>	<b>100.0%</b>		<b>\$3,156,376.03</b>	<b>\$96,639.13</b>	<b>2.8%</b>
<b>Total</b>	<b>\$3,446,113.88</b>			<b>\$3,156,376.03</b>	<b>\$96,639.13</b>	

Settlement Date

**Bank of America**



**Portfolio Analysis**

Dec. 01, 2009 through Dec 31, 2009

**Account:** 42-09-900-8514587 FRANK DAVELLA EDUC FD UW

**Equities - Summary by Business Sector**

Sector	Market Value	% of Equities	% of S&P 500
Consumer Discretionary	\$146,396.00	6.3%	9.6%
Consumer Staples	288,596.00	12.4	11.4
Energy	177,026.00	7.6	11.5
Financials	204,356.00	8.8	14.4
Health Care	175,283.00	7.6	12.6
Industrials	243,640.00	10.5	10.2
Information Technology	313,217.00	13.5	19.9
Materials	24,525.00	1.1	3.6
Telecommunication Services	39,242.00	1.7	3.1
Utilities	0.00	0.0	3.7
Other Equities	708,474.73	30.5	0.0
<b>Total Equities</b>	<b>\$2,320,755.73</b>	<b>100.0%</b>	<b>100.0%</b>

Settlement Date

**Bank of America**



**Portfolio Detail**

**Account:** 42-09-900-8514587 FRANK DAVELLA EDUC FD UW

Dec 01, 2009 through Dec 31, 2009

Units	Description	CUSIP Sector (2)	Market Value(1)/ Market Price	Accrued Income	Average Unit Cost	Tax Cost/ Unrealized Gain/Loss	Estimated Annual Income	Cur Yld/ YTM
	<b>Cash Equivalents</b>							
11,769.650	COLUMBIA GOVERNMENT RESERVES CAPITAL CLASS (Income Investment)	19765K779	\$11,769.65	\$0.00	\$11,769.65 1.000	\$0.00	\$0.00	0.0%
19,092.290	COLUMBIA GOVERNMENT RESERVES CAPITAL CLASS	19765K779	19,092.29	0.00	19,092.29 1.000	0.00	0.00	0.0
	<b>Total Cash Equivalents</b>		<b>\$30,861.94</b>	<b>\$0.00</b>	<b>\$30,861.94</b>	<b>\$0.00</b>	<b>\$0.00</b>	<b>0.0%</b>
	<b>Total Cash/Currency</b>		<b>\$30,861.94</b>	<b>\$0.00</b>	<b>\$30,861.94</b>	<b>\$0.00</b>	<b>\$0.00</b>	<b>0.0%</b>

(2) Industry Sector Codes	CND = Consumer Discretionary CNS = Consumer Staples ENR = Energy	FIN = Financials HEA = Health Care IND = Industrials	IFT = Information Technology MAT = Materials OEQ = Other Equities	TEL = Telecommunication Services UTL = Utilities
<b>Equities</b>				

U.S. Large Cap	U.S. Large Cap	U.S. Large Cap	U.S. Large Cap	U.S. Large Cap	U.S. Large Cap	U.S. Large Cap	U.S. Large Cap	U.S. Large Cap	U.S. Large Cap
1,000,000	ABBOTT LABS Ticker: ABT	002824100 HEA	\$53,990.00	\$0.00	\$50,331.40 50.331	\$3,658.60	\$1,600.00	3.0%	
2,200,000	ALTRIA GROUP INC Ticker: MO	02209S103 CNS	43,186.00	748.00	44,878.27 20.399	-1,692.27	2,992.00	6.9	
1,400,000	AT&T INC Ticker: T	00206R102 TEL	39,242.00	0.00	49,644.26 35.460	-10,402.26	2,352.00	6.0	
700,000	CATERPILLAR INC Ticker: CAT	149123101 IND	39,893.00	0.00	26,397.49 37.711	13,495.51	1,176.00	2.9	
2,600,000	CISCO SYS INC Ticker: CSCO	17275R102 IFT	62,244.00	0.00	44,728.00 17.203	17,516.00	0.00	0.0	
850,000	COCA COLA CO Ticker: KO	191216100 CNS	48,450.00	0.00	46,798.84 55.057	1,651.16	1,394.00	2.9	
1,300,000	CONOCOPHILLIPS Ticker: COP	20825C104 ENR	66,391.00	0.00	39,994.39 30.765	26,396.61	2,600.00	3.9	
500,000	DEERE & CO Ticker: DE	244199105 IND	27,045.00	140.00	37,613.83 75.228	-10,568.83	560.00	2.1	

(1) Market Value in the Portfolio Detail section does not include Accrued Income.

Settlement Date

**Bank of America**



**Portfolio Detail**

**Account:** 42-09-900-8514587 FRANK DAVELLA EDUC FD UW

Dec 01, 2009 through Dec 31, 2009

Units	Description	CUSIP	Sector (2)	Market Value(1)/ Market Price	Accrued Income	Average Unit Cost	Tax Cost/ Unrealized Gain/Loss	Estimated Annual Income	Cur Yld/ YTM
<b>U.S. Large Cap (cont)</b>									
1,000,000	EXXON MOBIL CORP Ticker: XOM	30231G102	ENR	68,190.00 68.190	0.00	20,778.34 20.778	47,411.66	1,680.00	2.5
1,500,000	GENERAL ELEC CO Ticker: GE	369604103	IND	22,695.00 15.130	150.00	25,117.29 16.745	-2,422.29	600.00	2.6
200,000	GOLDMAN SACHS GROUP INC Ticker: GS	38141G104	FIN	33,768.00 168.840	0.00	34,787.50 173.938	-1,019.50	280.00	0.8
1,000,000	HEWLETT PACKARD CO Ticker: HPQ	428236103	IFT	51,510.00 51.510	80.00	41,840.27 41.840	9,669.73	320.00	0.6
500,000	INTERNATIONAL BUSINESS MACHS Ticker: IBM	459200101	IFT	65,450.00 130.900	0.00	15,609.37 31.219	49,840.63	1,100.00	1.7
1,500,000	J.P. MORGAN CHASE & CO Ticker: JPM	46625H100	FIN	62,505.00 41.670	0.00	57,990.00 38.660	4,515.00	300.00	0.5
500,000	JOHNSON & JOHNSON Ticker: JNJ	478160104	HEA	32,205.00 64.410	0.00	27,552.50 55.105	4,652.50	980.00	3.0
700,000	MCDONALDS CORP Ticker: MCD	580135101	CND	43,708.00 62.440	0.00	40,146.38 57.352	3,561.62	1,540.00	3.5
1,500,000	MERCK & CO INC NEWCOM Ticker: MRK	58933Y105	HEA	54,810.00 36.540	570.00	57,569.26 38.380	-2,759.26	2,280.00	4.2
1,800,000	MICROSOFT CORP Ticker: MSFT	594918104	IFT	54,864.00 30.480	0.00	52,778.25 29.321	2,085.75	936.00	1.7
300,000	MONSANTO CO NEWCOM Ticker: MON	61166W101	MAT	24,525.00 81.750	0.00	25,675.47 85.585	-1,150.47	318.00	1.3
1,200,000	PEPSICO INC Ticker: PEP	713448108	CNS	72,960.00 60.800	540.00	61,488.00 51.240	11,472.00	2,160.00	3.0
900,000	PHILIP MORRIS INTL INC Ticker: PM	718172109	CNS	43,371.00 48.190	522.00	43,227.73 48.031	143.27	2,088.00	4.8
1,300,000	PROCTER & GAMBLE CO Ticker: PG	742718109	CNS	78,819.00 60.630	0.00	29,300.02 22.538	49,518.98	2,288.00	2.9
650,000	SCHLUMBERGER LTD NETHERLANDS ANTILLES Ticker: SLB	806857108	ENR	42,308.50 65.090	136.50	47,113.55 72.482	-4,805.05	546.00	1.3

Settlement Date

**Bank of America**



**Portfolio Detail**

**Account:** 42-09-900-8514587 FRANK DAVELLA EDUC FD UW

Dec 01, 2009 through Dec 31, 2009

Units	Description	CUSIP Sector (2)	Market Value(1)/ Market Price	Accrued Income	Average Unit Cost	Tax Cost/ Average Unit Cost	Unrealized Gain/Loss	Estimated Annual Income	Cur Yd/ YTM
<b>Equities (cont)</b>									
<b>U.S. Large Cap (cont)</b>									
1,400,000	TARGET CORP Ticker: TGT	87612E106 CND	67,718.00 48 370	0.00	48,619.50 34,728	48,619.50	19,098.50	952.00	1.4
1,900,000	TEXAS INSTRS INC Ticker: TXN	882508104 IFT	49,514.00 26,060	0.00	51,596.26 27,156	51,596.26	-2,082.26	912.00	1.8
1,500,000	UNITED TECHNOLOGIES CORP Ticker: UTX	913017109 IND	104,115.00 69,410	0.00	56,152.50 37 435	56,152.50	47,962.50	2,310.00	2.2
1,800,000	US BANCORP DEL COM/NEW Ticker: USB	902973304 FIN	40,518.00 22,510	90.00	41,057.23 22,810	41,057.23	-539.23	360.00	0.9
2,500,000	WELLS FARGO & CO NEW COM Ticker: WFC	949746101 FIN	67,475.00 26,990	0.00	60,650.00 24,260	60,650.00	6,825.00	500.00	0.7
1,000,000	YUM BRANDS INC Ticker: YUM	988498101 CND	34,970.00 34 970	0.00	35,677.50 35,678	35,677.50	-707.50	840.00	2.4
600,000	3M CO Ticker: MMM	88579Y101 IND	49,602.00 82 670	0.00	35,889.00 59,815	35,889.00	13,713.00	1,224.00	2.5
<b>Total U.S. Large Cap</b>			<b>\$1,546,041.50</b>	<b>\$2,976.50</b>	<b>\$1,251,002.40</b>	<b>\$295,039.10</b>	<b>\$37,188.00</b>	<b>2.4%</b>	
<b>U.S. Mid Cap</b>									
4,887,586	COLUMBIA ACORN FUND CLASS Z SHARES Ticker: ACRN X	197199409 OEO	\$120,625.62 24 680	\$0.00	\$100,000.00 20 460	\$100,000.00	\$20,625.62	\$239.49	0.2%
5,518,764	COLUMBIA ACORN SELECT FUND CLASS Z SHARES Ticker: ACTW X	197199854 OEO	129,028.70 23,380	0.00	100,000.00 18 120	100,000.00	29,028.70	0.00	0.0
<b>Total U.S. Mid Cap</b>			<b>\$249,654.32</b>	<b>\$0.00</b>	<b>\$200,000.00</b>	<b>\$49,654.32</b>	<b>\$239.49</b>	<b>0.1%</b>	
<b>U.S. Small Cap</b>									
685,244	COLUMBIA SMALL CAP VALUE I FUND CLASS Z SHARES Ticker: CSCZ X	19765N567 OEO	\$25,909.08 37,810	\$0.00	\$30,000.00 43,780	\$30,000.00	-\$4,090.92	\$148.01	0.6%

Settlement Date

**Bank of America**



**Portfolio Detail**

**Account:** 42-09-900-8514587 FRANK DAVELLA EDUC FD UW

Dec 01, 2009 through Dec 31, 2009

Units	Description	CUSIP Sector (2)	Market Value(1)/ Market Price	Accrued Income	Average Unit Cost	Tax Cost/ Unit Cost	Unrealized Gain/Loss	Estimated Annual Income	Cur Yld/ YTM
<b>Equities (cont)</b>									
<b>U.S. Small Cap (cont)</b>									
6,123.047	SMALL CAP CTF ORIGINAL COST Ticker: SCEOPT	126129108 OEO	88,102.07 14.389	17.70	98,159.38 16.031	-10,057.31	1,028.67	1.2	
6,092.582	SMALL CAP GROWTH CTF ORIGINAL COST Ticker: FTSC	207543877 OEO	70,946.90 11.645	4.00	78,358.15 12.861	-7,411.25	450.85	0.6	
	<b>Total U.S. Small Cap</b>		<b>\$184,958.05</b>	<b>\$21.70</b>	<b>\$206,517.53</b>	<b>-\$21,559.48</b>	<b>\$1,627.53</b>	<b>0.9%</b>	
<b>International Developed</b>									
4,444.450	INTERNATIONAL EQUITY CTF ORIGINAL COST Ticker: INLEPT	1261292H7 OEO	\$85,789.00 19.303	\$35.66	\$85,269.68 19.186	\$519.32	\$1,391.11	1.6%	
2,200.000	ISHARES MSCI EAFE INDEX FUND Ticker: EFA	464287465 OEO	121,616.00 55.280	0.00	148,480.04 67.491	-26,864.04	3,170.20	2.6	
2,300.000	NOKIA CORP SPONSORED ADR FINLAND Ticker: NOK	654902204 IFT	29,555.00 12.850	0.00	52,071.65 22.640	-22,516.65	903.90	3.1	
	<b>Total International Developed</b>		<b>\$236,960.00</b>	<b>\$35.66</b>	<b>\$285,821.37</b>	<b>-\$48,861.37</b>	<b>\$5,465.21</b>	<b>2.3%</b>	
<b>Emerging Markets</b>									
1,600.000	ISHARES MSCI EMERGING MKTS INDEX FUND Ticker: EEM	464287234 OEO	\$66,400.00 41.500	\$0.00	\$70,090.87 43.807	-\$3,690.87	\$38.40	0.1%	
600.000	TEVA PHARMACEUTICAL INDS LTD ADR ISRAEL Ticker: TEVA	881624209 HEA	33,708.00 56.180	0.00	26,664.48 44.441	7,043.52	289.20	0.9	
	<b>Total Emerging Markets</b>		<b>\$100,108.00</b>	<b>\$0.00</b>	<b>\$96,755.35</b>	<b>\$3,352.65</b>	<b>\$327.60</b>	<b>0.3%</b>	
	<b>Total Equities</b>		<b>\$2,317,721.87</b>	<b>\$3,033.86</b>	<b>\$2,040,096.65</b>	<b>\$277,625.22</b>	<b>\$44,847.83</b>	<b>1.9%</b>	

Settlement Date

**Bank of America**



**Portfolio Detail**

**Account:** 42-09-900-8514587 FRANK DAVELLA EDUC FD UW

Dec. 01, 2009 through Dec 31, 2009

Units	Description	CUSIP Sector (2)	Market Value(1)/ Market Price	Accrued Income	Average Unit Cost	Tax Cost/ Unit Cost	Unrealized Gain/Loss	Estimated Annual Income	Cur Yld/ YTM
<b>Fixed Income</b>									
<b>Investment Grade Taxable</b>									
23,941.894	AGGREGATE BOND CTF ORIGINAL COST 366,536.52	202671913	\$374,767.26 15.653	\$305.55	\$385,173.26 16.088		-\$10,406.00	\$15,921.36	4.2%
37,889.095	COLUMBIA STRATEGIC INCOME FUND CLASS Z SHARES	19765L694	218,998.97 5.780	0.00	217,000.00 5.727		1,998.97	11,518.28	5.3
31,701.342	INTERM GOVT/CREDIT BOND CTF ORIGINAL COST 373,509.44	1261291M7	382,042.38 12.051	301.52	370,244.18 11.679		11,798.20	15,723.87	4.1
	<b>Total Investment Grade Taxable</b>		<b>\$975,808.61</b>	<b>\$607.07</b>	<b>\$972,417.44</b>		<b>\$3,391.17</b>	<b>\$43,163.51</b>	<b>4.4%</b>
<b>Global High Yield Taxable</b>									
15,216.563	COLUMBIA HIGH INCOME FUND CLASS Z SHARES	19765H495	\$118,080.53 7.760	\$0.00	\$113,000.00 7.426		\$5,080.53	\$8,627.79	7.3%
	<b>Total Global High Yield Taxable</b>		<b>\$118,080.53</b>	<b>\$0.00</b>	<b>\$113,000.00</b>		<b>\$5,080.53</b>	<b>\$8,627.79</b>	<b>7.3%</b>
	<b>Total Fixed Income</b>		<b>\$1,093,889.14</b>	<b>\$607.07</b>	<b>\$1,085,417.44</b>		<b>\$8,471.70</b>	<b>\$51,791.30</b>	<b>4.7%</b>
	<b>Total Portfolio</b>		<b>\$3,442,472.95</b>	<b>\$3,640.93</b>	<b>\$3,156,376.03</b>		<b>\$286,096.92</b>	<b>\$96,639.13</b>	<b>2.8%</b>
	Accrued Income		\$3,640.93						
	<b>Total</b>		<b>\$3,446,113.88</b>						