



See a Social Security Number? Say Something!
Report Privacy Problems to <https://public.resource.org/privacy>
Or call the IRS Identity Theft Hotline at 1-800-908-4490





Form **990-PF**

Return of Private Foundation
or Section 4947(a)(1) Nonexempt Charitable Trust
Treated as a Private Foundation

OMB No 1545-0052

2009

Department of the Treasury
Internal Revenue Service

Note: The foundation may be able to use a copy of this return to satisfy state reporting requirements

For calendar year **2009**, or tax year beginning , **2009**, and ending , **20**


G Check all that apply: Initial return Initial return of a former public charity Final return
 Amended return Address change Name change

Use the IRS label. Otherwise, print or type. See Specific Instructions.	Name of foundation BERNARD BRENNAN TR U/W		A Employer identification number 06-6031443
	Number and street (or P O box number if mail is not delivered to street address)	Room/suite	B Telephone number (see page 10 of the instructions) () -
	P O BOX 1802 City or town, state, and ZIP code PROVIDENCE, RI 02901-1802		C If exemption application is pending, check here <input type="checkbox"/> D 1 Foreign organizations, check here <input type="checkbox"/> 2 Foreign organizations meeting the 85% test, check here and attach computation <input type="checkbox"/>
H Check type of organization: <input type="checkbox"/> Section 501(c)(3) exempt private foundation <input checked="" type="checkbox"/> Section 4947(a)(1) nonexempt charitable trust <input type="checkbox"/> Other taxable private foundation			
I Fair market value of all assets at end of year (from Part II, col. (c), line 16) \$ 347,328.		J Accounting method: <input checked="" type="checkbox"/> Cash <input type="checkbox"/> Accrual <input type="checkbox"/> Other (specify) _____ (Part I, column (d) must be on cash basis.)	
E If private foundation status was terminated under section 507(b)(1)(A), check here <input type="checkbox"/> F If the foundation is in a 60-month termination under section 507(b)(1)(B), check here <input type="checkbox"/>			

Part I Analysis of Revenue and Expenses (The total of amounts in columns (b), (c), and (d) may not necessarily equal the amounts in column (a) (see page 11 of the instructions))		(a) Revenue and expenses per books	(b) Net investment income	(c) Adjusted net income	(d) Disbursements for charitable purposes (cash basis only)
Revenue					
1	Contributions, gifts, grants, etc. received (attach schedule)				
2	Check <input checked="" type="checkbox"/> if the foundation is not required to attach Sch B.				
3	Interest on savings and temporary cash investments				
4	Dividends and interest from securities	9,389.	9,389.		STMT 1
5a	Gross rents				
b	Net rental income or (loss)				
6a	Net gain or (loss) from sale of assets not on line 10	-28,978.			
b	Gross sales price for all assets on line 6a 11,737.				
7	Capital gain net income (from Part IV, line 2)				
8	Net short-term capital gain				
9	Income modifications				
10a	Gross sales less returns and allowances				
b	Less Cost of goods sold				
c	Gross profit or (loss) (attach schedule)				
11	Other income (attach schedule)	1,485.	846.		STMT 2
12	Total. Add lines 1 through 11	-18,104.	10,235.		
Operating and Administrative Expenses					
13	Compensation of officers, directors, trustees, etc.	4,647.	2,788.		1,859.
14	Other employee salaries and wages				
15	Pension plans, employee benefits				
16a	Legal fees (attach schedule)				
b	Accounting fees (attach schedule) STMT 3	891.	91.	NONE	800.
c	Other professional fees (attach schedule)				
17	Interest				
18	Taxes (attach schedule) (see page 14 of the instructions) STMT 4	297.	297.		
19	Depreciation (attach schedule) and depletion				
20	Occupancy				
21	Travel, conferences, and meetings				
22	Printing and publications				
23	Other expenses (attach schedule)				
24	Total operating and administrative expenses. Add lines 13 through 23	5,835.	3,176.	NONE	2,659.
25	Contributions, gifts, grants paid	19,064.			19,064.
26	Total expenses and disbursements. Add lines 24 and 25	24,899.	3,176.	NONE	21,723.
27	Subtract line 26 from line 12				
a	Excess of revenue over expenses and disbursements	-43,003.			
b	Net investment income (if negative, enter -0-)		7,059.		
c	Adjusted net income (if negative, enter -0-)				

ENVELOPE POSTMARK DATE MAR 16 2010

SCANNED MAR 25 2010



For Privacy Act and Paperwork Reduction Act Notice, see page 30 of the instructions.

JSA

Form 990-PF (2009)

5



Part II Balance Sheets		Attached schedules and amounts in the description column should be for end-of-year amounts only (See instructions)		Beginning of year	End of year	
		(a) Book Value	(b) Book Value	(c) Fair Market Value		
Assets	1	Cash - non-interest-bearing	NONE	-6,817.	-6,817.	
	2	Savings and temporary cash investments	11,730.	13,374.	13,374.	
	3	Accounts receivable ▶ Less allowance for doubtful accounts ▶				
	4	Pledges receivable ▶ Less allowance for doubtful accounts ▶				
	5	Grants receivable				
	6	Receivables due from officers, directors, trustees, and other disqualified persons (attach schedule) (see page 16 of the instructions)				
	7	Other notes and loans receivable (attach schedule) ▶ *	NONE	* NONE	NONE	
	8	Inventories for sale or use				
	9	Prepaid expenses and deferred charges				
	10 a	Investments - U S and state government obligations (attach schedule)	NONE	NONE	NONE	
	b	Investments - corporate stock (attach schedule)	356,336.	317,287.	340,771.	
	c	Investments - corporate bonds (attach schedule)	NONE	NONE	NONE	
	11	Investments - land, buildings, and equipment basis Less accumulated depreciation (attach schedule) ▶	NONE	NONE		
	12	Investments - mortgage loans	NONE	NONE		
	13	Investments - other (attach schedule)	NONE	NONE	NONE	
	14	Land, buildings, and equipment basis Less accumulated depreciation (attach schedule) ▶				
15	Other assets (describe ▶)	NONE	NONE	NONE		
16	Total assets (to be completed by all filers - see the instructions. Also, see page 1, item I)	368,066.	323,844.	347,328.		
Liabilities	17	Accounts payable and accrued expenses				
	18	Grants payable				
	19	Deferred revenue				
	20	Loans from officers, directors, trustees, and other disqualified persons				
	21	Mortgages and other notes payable (attach schedule)				
22	Other liabilities (describe ▶)					
23	Total liabilities (add lines 17 through 22)					
Net Assets or Fund Balances	Foundations that follow SFAS 117, check here ▶ <input type="checkbox"/>		and complete lines 24 through 26 and lines 30 and 31.			
	24	Unrestricted				
	25	Temporarily restricted				
	26	Permanently restricted				
	Foundations that do not follow SFAS 117, check here and complete lines 27 through 31. ▶ <input checked="" type="checkbox"/>					
	27	Capital stock, trust principal, or current funds	368,066.	323,844.		
	28	Paid-in or capital surplus, or land, bldg, and equipment fund				
29	Retained earnings, accumulated income, endowment, or other funds	NONE	NONE			
30	Total net assets or fund balances (see page 17 of the instructions)	368,066.	323,844.			
31	Total liabilities and net assets/fund balances (see page 17 of the instructions)	368,066.	323,844.			

Part III Analysis of Changes in Net Assets or Fund Balances			
1	Total net assets or fund balances at beginning of year - Part II, column (a), line 30 (must agree with end-of-year figure reported on prior year's return)	1	368,066.
2	Enter amount from Part I, line 27a	2	-43,003.
3	Other increases not included in line 2 (itemize) ▶ SEE STATEMENT 5	3	15.
4	Add lines 1, 2, and 3	4	325,078.
5	Decreases not included in line 2 (itemize) ▶ SEE STATEMENT 6	5	1,234.
6	Total net assets or fund balances at end of year (line 4 minus line 5) - Part II, column (b), line 30	6	323,844.

Part IV Capital Gains and Losses for Tax on Investment Income

(a) List and describe the kind(s) of property sold (e.g., real estate, 2-story brick warehouse; or common stock, 200 shs MLC Co.)			(b) How acquired P-Purchase D-Donation	(c) Date acquired (mo., day, yr.)	(d) Date sold (mo., day, yr.)
1a SEE PART IV DETAIL					
b					
c					
d					
e					
(e) Gross sales price	(f) Depreciation allowed (or allowable)	(g) Cost or other basis plus expense of sale	(h) Gain or (loss) (e) plus (f) minus (g)		
a					
b					
c					
d					
e					
Complete only for assets showing gain in column (h) and owned by the foundation on 12/31/69			(i) Gains (Col. (h) gain minus col. (k), but not less than -0-) or Losses (from col. (h))		
(i) FMV as of 12/31/69	(j) Adjusted basis as of 12/31/69	(k) Excess of col. (i) over col. (j), if any			
a					
b					
c					
d					
e					
2 Capital gain net income or (net capital loss)			2	-28,978.	
3 Net short-term capital gain or (loss) as defined in sections 1222(5) and (6): If gain, also enter in Part I, line 8, column (c) (see pages 13 and 17 of the instructions). If (loss), enter -0- in Part I, line 8.					

Part V Qualification Under Section 4940(e) for Reduced Tax on Net Investment Income

(For optional use by domestic private foundations subject to the section 4940(a) tax on net investment income.)

If section 4940(d)(2) applies, leave this part blank.

Was the foundation liable for the section 4942 tax on the distributable amount of any year in the base period? Yes No
If "Yes," the foundation does not qualify under section 4940(e). Do not complete this part.

1 Enter the appropriate amount in each column for each year; see page 18 of the instructions before making any entries.

(a) Base period years Calendar year (or tax year beginning in)	(b) Adjusted qualifying distributions	(c) Net value of noncharitable-use assets	(d) Distribution ratio (col. (b) divided by col. (c))
2008	9,753.	368,405.	0.02647358206
2007			
2006			
2005			
2004			
2 Total of line 1, column (d)			2 0.02647358206
3 Average distribution ratio for the 5-year base period - divide the total on line 2 by 5, or by the number of years the foundation has been in existence if less than 5 years			3 0.02647358206
4 Enter the net value of noncharitable-use assets for 2009 from Part X, line 5			4 314,208.
5 Multiply line 4 by line 3			5 8,318.
6 Enter 1% of net investment income (1% of Part I, line 27b)			6 71.
7 Add lines 5 and 6			7 8,389.
8 Enter qualifying distributions from Part XII, line 4 If line 8 is equal to or greater than line 7, check the box in Part VI, line 1b, and complete that part using a 1% tax rate. See the Part VI instructions on page 18.			8 21,723.

Part VI Excise Tax Based on Investment Income (Section 4940(a), 4940(b), 4940(e), or 4948 - see page 18 of the instructions)

Table with 11 rows for excise tax calculations. Includes categories like 'Exempt operating foundations', 'Domestic foundations', 'Tax under section 511', 'Credits/Payments', and 'Total credits and payments'. Values include 71, NONE, 132, and 61.

Part VII-A Statements Regarding Activities

Table with 10 rows for activity statements. Columns include question text, 'Yes', and 'No'. Includes questions about political campaigns, expenditures, and foundation status. 'No' column contains 'X' marks for several items.



Part VII-A Statements Regarding Activities (continued)

11	At any time during the year, did the foundation, directly or indirectly, own a controlled entity within the meaning of section 512(b)(13)? If "Yes," attach schedule (see page 20 of the instructions)	11		X
12	Did the foundation acquire a direct or indirect interest in any applicable insurance contract before August 17, 2008?	12		X
13	Did the foundation comply with the public inspection requirements for its annual returns and exemption application?	13	X	
Website address <input type="checkbox"/> N/A				
14	The books are in care of <input type="checkbox"/> PRIVATE BANK, TAX SERVICES Telephone no <input type="checkbox"/> (401) 278-6823			
Located at <input type="checkbox"/> P.O. BOX 1802, PROVIDENCE, RI ZIP + 4 <input type="checkbox"/> 02901-1802				
15	Section 4947(a)(1) nonexempt charitable trusts filing Form 990-PF in lieu of Form 1041 - Check here	15		X
and enter the amount of tax-exempt interest received or accrued during the year				

Part VII-B Statements Regarding Activities for Which Form 4720 May Be Required

File Form 4720 if any item is checked in the "Yes" column, unless an exception applies.

		Yes	No
1a	During the year did the foundation (either directly or indirectly)		
(1)	Engage in the sale or exchange, or leasing of property with a disqualified person? <input type="checkbox"/> Yes <input checked="" type="checkbox"/> No		
(2)	Borrow money from, lend money to, or otherwise extend credit to (or accept it from) a disqualified person? <input type="checkbox"/> Yes <input checked="" type="checkbox"/> No		
(3)	Furnish goods, services, or facilities to (or accept them from) a disqualified person? <input type="checkbox"/> Yes <input checked="" type="checkbox"/> No		
(4)	Pay compensation to, or pay or reimburse the expenses of, a disqualified person? <input checked="" type="checkbox"/> Yes <input type="checkbox"/> No		
(5)	Transfer any income or assets to a disqualified person (or make any of either available for the benefit or use of a disqualified person)? <input type="checkbox"/> Yes <input checked="" type="checkbox"/> No		
(6)	Agree to pay money or property to a government official? (Exception. Check "No" if the foundation agreed to make a grant to or to employ the official for a period after termination of government service, if terminating within 90 days.) <input type="checkbox"/> Yes <input checked="" type="checkbox"/> No		
b	If any answer is "Yes" to 1a(1)-(6), did any of the acts fail to qualify under the exceptions described in Regulations section 53.4941(d)-3 or in a current notice regarding disaster assistance (see page 20 of the instructions)? <input type="checkbox"/>	1b	
c	Did the foundation engage in a prior year in any of the acts described in 1a, other than excepted acts, that were not corrected before the first day of the tax year beginning in 2009?	1c	X
2	Taxes on failure to distribute income (section 4942) (does not apply for years the foundation was a private operating foundation defined in section 4942(j)(3) or 4942(j)(5)).		
a	At the end of tax year 2009, did the foundation have any undistributed income (lines 6d and 6e, Part XIII) for tax year(s) beginning before 2009? <input type="checkbox"/> Yes <input checked="" type="checkbox"/> No		
If "Yes," list the years <input type="checkbox"/>			
b	Are there any years listed in 2a for which the foundation is not applying the provisions of section 4942(a)(2) (relating to incorrect valuation of assets) to the year's undistributed income? (If applying section 4942(a)(2) to all years listed, answer "No" and attach statement - see page 20 of the instructions)	2b	
c	If the provisions of section 4942(a)(2) are being applied to any of the years listed in 2a, list the years here. <input type="checkbox"/>		
3a	Did the foundation hold more than a 2% direct or indirect interest in any business enterprise at any time during the year? <input type="checkbox"/> Yes <input checked="" type="checkbox"/> No		
b	If "Yes," did it have excess business holdings in 2009 as a result of (1) any purchase by the foundation or disqualified persons after May 26, 1969; (2) the lapse of the 5-year period (or longer period approved by the Commissioner under section 4943(c)(7)) to dispose of holdings acquired by gift or bequest; or (3) the lapse of the 10-, 15-, or 20-year first phase holding period? (Use Schedule C, Form 4720, to determine if the foundation had excess business holdings in 2009.)	3b	
4a	Did the foundation invest during the year any amount in a manner that would jeopardize its charitable purposes?	4a	X
b	Did the foundation make any investment in a prior year (but after December 31, 1969) that could jeopardize its charitable purpose that had not been removed from jeopardy before the first day of the tax year beginning in 2009?	4b	X



Part VII-B Statements Regarding Activities for Which Form 4720 May Be Required (continued)

5a During the year did the foundation pay or incur any amount to:

(1) Carry on propaganda, or otherwise attempt to influence legislation (section 4945(e))? Yes No

(2) Influence the outcome of any specific public election (see section 4955); or to carry on, directly or indirectly, any voter registration drive? Yes No

(3) Provide a grant to an individual for travel, study, or other similar purposes? Yes No

(4) Provide a grant to an organization other than a charitable, etc., organization described in section 509(a)(1), (2), or (3), or section 4940(d)(2)? (see page 22 of the instructions) Yes No

(5) Provide for any purpose other than religious, charitable, scientific, literary, or educational purposes, or for the prevention of cruelty to children or animals? Yes No

b If any answer is "Yes" to 5a(1)-(5), did any of the transactions fail to qualify under the exceptions described in Regulations section 53.4945 or in a current notice regarding disaster assistance (see page 22 of the instructions)? **5b**

Organizations relying on a current notice regarding disaster assistance check here

c If the answer is "Yes" to question 5a(4), does the foundation claim exemption from the tax because it maintained expenditure responsibility for the grant? Yes No
If "Yes," attach the statement required by Regulations section 53.4945-5(d)

6a Did the foundation, during the year, receive any funds, directly or indirectly, to pay premiums on a personal benefit contract? Yes No

b Did the foundation, during the year, pay premiums, directly or indirectly, on a personal benefit contract? Yes No **6b** X

If "Yes" to 6b, file Form 8870

7a At any time during the tax year, was the foundation a party to a prohibited tax shelter transaction? Yes No

b If yes, did the foundation receive any proceeds or have any net income attributable to the transaction? Yes No **7b**

Part VIII Information About Officers, Directors, Trustees, Foundation Managers, Highly Paid Employees, and Contractors

1 List all officers, directors, trustees, foundation managers and their compensation (see page 22 of the instructions).

(a) Name and address	(b) Title, and average hours per week devoted to position	(c) Compensation (if not paid, enter -0-)	(d) Contributions to employee benefit plans and deferred compensation	(e) Expense account, other allowances
SEE STATEMENT 8		4,647.	-0-	-0-

2 Compensation of five highest-paid employees (other than those included on line 1 - see page 23 of the instructions). If none, enter "NONE."

(a) Name and address of each employee paid more than \$50,000	(b) Title, and average hours per week devoted to position	(c) Compensation	(d) Contributions to employee benefit plans and deferred compensation	(e) Expense account, other allowances
SEE STATEMENT 9		NONE	NONE	NONE

Total number of other employees paid over \$50,000 NONE

Part VIII Information About Officers, Directors, Trustees, Foundation Managers, Highly Paid Employees, and Contractors (continued)

3 Five highest-paid independent contractors for professional services (see page 23 of the instructions). If none, enter "NONE."

(a) Name and address of each person paid more than \$50,000	(b) Type of service	(c) Compensation
SEE STATEMENT 10		NONE

Total number of others receiving over \$50,000 for professional services **NONE**

Part IX-A Summary of Direct Charitable Activities

List the foundation's four largest direct charitable activities during the tax year. Include relevant statistical information such as the number of organizations and other beneficiaries served, conferences convened, research papers produced, etc	Expenses
1 NONE	
2	
3	
4	

Part IX-B Summary of Program-Related Investments (see page 23 of the instructions)

Describe the two largest program-related investments made by the foundation during the tax year on lines 1 and 2	Amount
1 NONE	
2	
All other program-related investments See page 24 of the instructions	
3 NONE	
Total. Add lines 1 through 3	



Part X Minimum Investment Return (All domestic foundations must complete this part. Foreign foundations, see page 24 of the instructions.)

1	Fair market value of assets not used (or held for use) directly in carrying out charitable, etc., purposes:		
a	Average monthly fair market value of securities	1a	306,898.
b	Average of monthly cash balances	1b	12,095.
c	Fair market value of all other assets (see page 24 of the instructions)	1c	NONE
d	Total (add lines 1a, b, and c)	1d	318,993.
e	Reduction claimed for blockage or other factors reported on lines 1a and 1c (attach detailed explanation)	1e	
2	Acquisition indebtedness applicable to line 1 assets	2	NONE
3	Subtract line 2 from line 1d	3	318,993.
4	Cash deemed held for charitable activities. Enter 1 1/2% of line 3 (for greater amount, see page 25 of the instructions)	4	4,785.
5	Net value of noncharitable-use assets. Subtract line 4 from line 3. Enter here and on Part V, line 4	5	314,208.
6	Minimum investment return. Enter 5% of line 5	6	15,710.

Part XI Distributable Amount (see page 25 of the instructions) (Section 4942(j)(3) and (j)(5) private operating foundations and certain foreign organizations check here and do not complete this part.)

1	Minimum investment return from Part X, line 6	1	15,710.
2a	Tax on investment income for 2009 from Part VI, line 5	2a	71.
b	Income tax for 2009. (This does not include the tax from Part VI.)	2b	
c	Add lines 2a and 2b	2c	71.
3	Distributable amount before adjustments. Subtract line 2c from line 1	3	15,639.
4	Recoveries of amounts treated as qualifying distributions	4	NONE
5	Add lines 3 and 4	5	15,639.
6	Deduction from distributable amount (see page 25 of the instructions)	6	NONE
7	Distributable amount as adjusted. Subtract line 6 from line 5. Enter here and on Part XIII, line 1	7	15,639.

Part XII Qualifying Distributions (see page 25 of the instructions)

1	Amounts paid (including administrative expenses) to accomplish charitable, etc., purposes:		
a	Expenses, contributions, gifts, etc. - total from Part I, column (d), line 26	1a	21,723.
b	Program-related investments - total from Part IX-B	1b	
2	Amounts paid to acquire assets used (or held for use) directly in carrying out charitable, etc., purposes	2	NONE
3	Amounts set aside for specific charitable projects that satisfy the:		
a	Suitability test (prior IRS approval required)	3a	NONE
b	Cash distribution test (attach the required schedule)	3b	NONE
4	Qualifying distributions. Add lines 1a through 3b. Enter here and on Part V, line 8, and Part XIII, line 4	4	21,723.
5	Foundations that qualify under section 4940(e) for the reduced rate of tax on net investment income. Enter 1% of Part I, line 27b (see page 26 of the instructions)	5	71.
6	Adjusted qualifying distributions. Subtract line 5 from line 4	6	21,652.

Note: The amount on line 6 will be used in Part V, column (b), in subsequent years when calculating whether the foundation qualifies for the section 4940(e) reduction of tax in those years.



Part XIII Undistributed Income (see page 26 of the instructions)

	(a) Corpus	(b) Years prior to 2008	(c) 2008	(d) 2009
1 Distributable amount for 2009 from Part XI, line 7				15,639.
2 Undistributed income, if any, as of the end of 2009				
a Enter amount for 2008 only			8,538.	
b Total for prior years 20____, 20____, 20____		NONE		
3 Excess distributions carryover, if any, to 2009.				
a From 2004	NONE			
b From 2005	NONE			
c From 2006	NONE			
d From 2007	NONE			
e From 2008	NONE			
f Total of lines 3a through e	NONE			
4 Qualifying distributions for 2009 from Part XII, line 4 ▶ \$ 21,723.				
a Applied to 2008, but not more than line 2a			8,538.	
b Applied to undistributed income of prior years (Election required - see page 26 of the instructions)		NONE		
c Treated as distributions out of corpus (Election required - see page 26 of the instructions)	NONE			
d Applied to 2009 distributable amount				13,185.
e Remaining amount distributed out of corpus	NONE			
5 Excess distributions carryover applied to 2009 (If an amount appears in column (d), the same amount must be shown in column (a))	NONE			NONE
6 Enter the net total of each column as indicated below:				
a Corpus Add lines 3f, 4c, and 4e Subtract line 5	NONE			
b Prior years' undistributed income Subtract line 4b from line 2b		NONE		
c Enter the amount of prior years' undistributed income for which a notice of deficiency has been issued, or on which the section 4942(a) tax has been previously assessed		NONE		
d Subtract line 6c from line 6b Taxable amount - see page 27 of the instructions		NONE		
e Undistributed income for 2008 Subtract line 4a from line 2a Taxable amount - see page 27 of the instructions				
f Undistributed income for 2009. Subtract lines 4d and 5 from line 1. This amount must be distributed in 2010.				2,454.
7 Amounts treated as distributions out of corpus to satisfy requirements imposed by section 170(b)(1)(F) or 4942(g)(3) (see page 27 of the instructions)	NONE			
8 Excess distributions carryover from 2004 not applied on line 5 or line 7 (see page 27 of the instructions)	NONE			
9 Excess distributions carryover to 2010. Subtract lines 7 and 8 from line 6a	NONE			
10 Analysis of line 9:				
a Excess from 2005	NONE			
b Excess from 2006	NONE			
c Excess from 2007	NONE			
d Excess from 2008	NONE			
e Excess from 2009	NONE			



Part XIV Private Operating Foundations (see page 27 of the instructions and Part VII-A, question 9) NOT APPLICABLE

1a If the foundation has received a ruling or determination letter that it is a private operating foundation, and the ruling is effective for 2009, enter the date of the ruling

b Check box to indicate whether the foundation is a private operating foundation described in section 4942(j)(3) or 4942(j)(5)

Table with 5 columns: (a) 2009, (b) 2008, (c) 2007, (d) 2006, (e) Total. Rows include 2a (Adjusted net income), 2b (85% of line 2a), 2c (Qualifying distributions), 2d (Amounts included), 2e (Qualifying distributions made directly), 3 (Alternative tests: Assets, Endowment, Support).

Part XV Supplementary Information (Complete this part only if the foundation had \$5,000 or more in assets at any time during the year - see page 28 of the instructions.)

1 Information Regarding Foundation Managers:

a List any managers of the foundation who have contributed more than 2% of the total contributions received by the foundation before the close of any tax year (but only if they have contributed more than \$5,000). (See section 507(d)(2).)

N/A

b List any managers of the foundation who own 10% or more of the stock of a corporation (or an equally large portion of the ownership of a partnership or other entity) of which the foundation has a 10% or greater interest.

N/A

2 Information Regarding Contribution, Grant, Gift, Loan, Scholarship, etc., Programs:

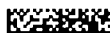
Check here [X] if the foundation only makes contributions to preselected charitable organizations and does not accept unsolicited requests for funds. If the foundation makes gifts, grants, etc. (see page 28 of the instructions) to individuals or organizations under other conditions, complete items 2a, b, c, and d.

a The name, address, and telephone number of the person to whom applications should be addressed:

b The form in which applications should be submitted and information and materials they should include:

c Any submission deadlines:

d Any restrictions or limitations on awards, such as by geographical areas, charitable fields, kinds of institutions, or other factors:



Part XV Supplementary Information (continued)

3 Grants and Contributions Paid During the Year or Approved for Future Payment

Recipient Name and address (home or business)	If recipient is an individual, show any relationship to any foundation manager or substantial contributor	Foundation status of recipient	Purpose of grant or contribution	Amount
<p>a Paid during the year</p> <p>SEE STATEMENT 11</p>				
Total				▶ 3a 19,064.
b Approved for future payment				
Total				▶ 3b

Part XVI-A Analysis of Income-Producing Activities

Table with 5 columns: (a) Business code, (b) Amount, (c) Exclusion code, (d) Amount, (e) Related or exempt function income. Rows include Program service revenue, Membership dues and assessments, Interest on savings and temporary cash investments, Dividends and interest from securities, Net rental income or (loss) from real estate, Net rental income or (loss) from personal property, Other investment income, Gain or (loss) from sales of assets other than inventory, Net income or (loss) from special events, Gross profit or (loss) from sales of inventory, Other revenue: FEDERAL TAX REFUND, Subtotal, and Total.

Part XVI-B Relationship of Activities to the Accomplishment of Exempt Purposes

Table with 2 columns: Line No., Explain below how each activity for which income is reported in column (e) of Part XVI-A contributed importantly to the accomplishment of the foundation's exempt purposes (other than by providing funds for such purposes). (See page 29 of the instructions.)

NOT APPLICABLE

**FORM 990-PF - PART IV
CAPITAL GAINS AND LOSSES FOR TAX ON INVESTMENT INCOME**

Kind of Property		Description				P or D	Date acquired	Date sold
Gross sale price less expenses of sale	Depreciation allowed/ allowable	Cost or other basis	FMV as of 12/31/69	Adj basis as of 12/31/69	Excess of FMV over adj basis		Gain or (loss)	
		TOTAL SHORT-TERM COMMON TRUST FUND AND PARTNERSHIP, S CORPORATION, AND OTHER ESTATES OR TRUST GAIN OR LOSS					-6,593.	
		TOTAL LONG-TERM COMMON TRUST FUND AND PARTNERSHIP, S CORPORATION, AND OTHER ESTATES OR TRUST GAIN OR LOSS					-17,180.	
1,500.00		123.576 INTERNATIONAL EQUITY CTF PROPERTY TYPE: SECURITIES 1,926.00					09/21/2001 -426.00	02/28/2009
2,582.00		56.227 LARGE CAP GROWTH CTF PROPERTY TYPE: SECURITIES 4,946.00					12/17/1999 -2,364.00	02/28/2009
1,796.00		259.418 GOVERNMENT CREDIT CTF PROPERTY TYPE: SECURITIES 1,972.00					09/30/1997 -176.00	02/28/2009
1,573.00		138.897 INTERM GOVT/CREDIT BOND CTF PROPERTY TYPE: SECURITIES 1,616.00					11/23/2001 -43.00	03/31/2009
2,609.00		200.538 INTERNATIONAL EQUITY CTF PROPERTY TYPE: SECURITIES 3,023.00					09/21/2001 -414.00	03/31/2009
453.00		56.64 LARGE CAP VALUE CTF PROPERTY TYPE: SECURITIES 597.00					09/19/2003 -144.00	03/31/2009
144.00		14.383 MID CAP VALUE CTF PROPERTY TYPE: SECURITIES 207.00					12/06/2002 -63.00	03/31/2009
76.00		7.812 SMALL CAP VALUE CTF PROPERTY TYPE: SECURITIES 117.00					11/21/2003 -41.00	03/31/2009
332.00		34.896 MID CAP GROWTH CTF PROPERTY TYPE: SECURITIES 467.00					12/06/2002 -135.00	03/31/2009



**FORM 990-PF - PART IV
CAPITAL GAINS AND LOSSES FOR TAX ON INVESTMENT INCOME**

Kind of Property		Description				P or D	Date acquired	Date sold
Gross sale price less expenses of sale	Depreciation allowed/ allowable	Cost or other basis	FMV as of 12/31/69	Adj. basis as of 12/31/69	Excess of FMV over adj basis		Gain or (loss)	
599.00		12.084 LARGE CAP GROWTH CTF PROPERTY TYPE: SECURITIES 1,040.00					12/17/1999 -441.00	03/31/2009
626.00		89.898 GOVERNMENT CREDIT CTF PROPERTY TYPE: SECURITIES 679.00					09/30/1997 -53.00	03/31/2009
4,028.00		352.288 INTERM GOVT/CREDIT BOND CTF PROPERTY TYPE: SECURITIES 4,099.00					11/23/2001 -71.00	04/30/2009
3,358.00		479.596 GOVERNMENT CREDIT CTF PROPERTY TYPE: SECURITIES 3,623.00					09/30/1997 -265.00	04/30/2009
1,004.00		17.57 LARGE CAP GROWTH CTF PROPERTY TYPE: SECURITIES 1,468.00					12/17/1999 -464.00	06/30/2009
2,905.00		150.139 INTERNATIONAL EQUITY CTF PROPERTY TYPE: SECURITIES 2,196.00					09/21/2001 709.00	09/30/2009
1,523.00		78.707 INTERNATIONAL EQUITY CTF PROPERTY TYPE: SECURITIES 1,479.00					12/06/2002 44.00	09/30/2009
4,322.00		411.525 LARGE CAP VALUE CTF PROPERTY TYPE: SECURITIES 4,058.00					09/19/2003 264.00	09/30/2009
718.00		63.37 SMALL CAP GROWTH CTF PROPERTY TYPE: SECURITIES 751.00					01/10/2003 -33.00	09/30/2009
312.00		22.062 MID CAP VALUE CTF PROPERTY TYPE: SECURITIES 300.00					12/06/2002 12.00	09/30/2009
279.00		20.16 SMALL CAP VALUE CTF PROPERTY TYPE: SECURITIES 302.00					11/21/2003 -23.00	09/30/2009

FORM 990-PF - PART IV
CAPITAL GAINS AND LOSSES FOR TAX ON INVESTMENT INCOME

Kind of Property		Description				P or D	Date acquired	Date sold	
Gross sale price less expenses of sale	Depreciation allowed/ allowable	Cost or other basis	FMV as of 12/31/69	Adj basis as of 12/31/69	Excess of FMV over adj basis		Gain or (loss)		
366.00		27.892 MID CAP GROWTH CTF PROPERTY TYPE: SECURITIES 377.00					12/06/2002	09/30/2009 -11.00	
879.00		66.936 MID CAP GROWTH CTF PROPERTY TYPE: SECURITIES 900.00					01/10/2003	09/30/2009 -21.00	
3,526.00		53.959 LARGE CAP GROWTH CTF PROPERTY TYPE: SECURITIES 4,572.00					12/17/1999	09/30/2009 -1,046.00	
TOTAL GAIN(LOSS)								----- -28,978. =====	

FORM 990PF, PART I - DIVIDENDS AND INTEREST FROM SECURITIES

DESCRIPTION	REVENUE AND EXPENSES PER BOOKS	NET INVESTMENT INCOME
INTERM GOVT/CREDIT BOND CTF	2,251.	2,251.
INTERNATIONAL EQUITY CTF	2,206.	2,206.
COLUMBIA GOVERNMENT RESERVES CAPITAL CLA	18.	18.
LARGE CAP VALUE CTF	1,172.	1,172.
SMALL CAP GROWTH CTF	48.	48.
MID CAP VALUE CTF	98.	98.
SMALL CAP VALUE CTF	70.	70.
MID CAP GROWTH CTF	123.	123.
LARGE CAP GROWTH CTF	782.	782.
GOVERNMENT CREDIT CTF	2,621.	2,621.
TOTAL	9,389.	9,389.

BERNARD BRENNAN TR U/W

06-6031443

FORM 990PF, PART I - OTHER INCOME
=====

DESCRIPTION -----	REVENUE AND EXPENSES PER BOOKS -----	NET INVESTMENT INCOME -----
INTERNATIONAL EQUITY CTF	846.	846.
FEDERAL TAX REFUND	639.	
TOTALS	1,485. =====	846. =====

BERNARD BRENNAN TR U/W

06-6031443

FORM 990PF, PART I - ACCOUNTING FEES
=====

DESCRIPTION	REVENUE AND EXPENSES PER BOOKS	NET INVESTMENT INCOME	ADJUSTED NET INCOME	CHARITABLE PURPOSES
AUDIT & ACCOUNTING FEES (ALLOC	91.	91.		800.
TAX PREPARATION FEE (NON-ALLOC	800.			
TOTALS	891.	91.	NONE	800.
	=====	=====	=====	=====

BERNARD BRENNAN TR U/W

06-6031443

FORM 990PF, PART I - TAXES

=====

DESCRIPTION	REVENUE AND EXPENSES PER BOOKS	NET INVESTMENT INCOME
FOREIGN TAXES	297.	297.
	-----	-----
TOTALS	297.	297.
	=====	=====



BERNARD BRENNAN TR U/W

06-6031443

FORM 990PF, PART III - OTHER INCREASES IN NET WORTH OR FUND BALANCES

=====

DESCRIPTION -----	AMOUNT -----
TYE INCOME ADJ	15.
TOTAL	----- 15. =====



BERNARD BRENNAN TR U/W

06-6031443

FORM 990PF, PART III - OTHER DECREASES IN NET WORTH OR FUND BALANCES

=====

DESCRIPTION -----	AMOUNT -----
CTF ADJUSTMENTS	1,234.

TOTAL	1,234.
	=====



BERNARD BRENNAN TR U/W

06-6031443

STATE(S) WHERE THE FOUNDATION IS REGISTERED

=====

CT



BERNARD BRENNAN TR U/W

06-6031443

FORM 990PF, PART VIII - LIST OF OFFICERS, DIRECTORS, AND TRUSTEES

=====

OFFICER NAME:

BANK OF AMERICA

ADDRESS:

777 MAIN STREET

HARTFORD, CT 06115

TITLE:

TRUSTEE

AVERAGE HOURS PER WEEK DEVOTED TO POSITION: 40

COMPENSATION 4,647.

TOTAL COMPENSATION: 4,647.

=====



BERNARD BRENNAN TR U/W

06-6031443

990PF, PART VIII - COMPENSATION OF THE FIVE HIGHEST PAID EMPLOYEES

=====

EMPLOYEE NAME:

NONE



BERNARD BRENNAN TR U/W

06-6031443

990PF, PART VIII- COMPENSATION OF THE FIVE HIGHEST PAID PROFESSIONALS
=====

NAME:
NONE

~~XXXXXX~~

BERNARD BRENNAN TR U/W 06-6031443
FORM 990PF, PART XV, LINE 3 - CONTRIBUTIONS, GIFTS, GRANTS PAID
=====

RECIPIENT NAME:
CORRY MEMORIAL HOSPITAL
ADDRESS:
ATTN: FINANCIAL DIRECTOR
CORRY, PA 16407
RELATIONSHIP:
NONE
PURPOSE OF GRANT:
SUPPORTS NAMED ORGANIZATIONS
FOUNDATION STATUS OF RECIPIENT:
N/A
AMOUNT OF GRANT PAID 200.

RECIPIENT NAME:
ST THOMAS CHURCH
ADDRESS:
203 W WASHINGTON STREET
CORRY, PA 16407
RELATIONSHIP:
NONE
PURPOSE OF GRANT:
SUPPORTS NAMED ORGANIZATIONS
FOUNDATION STATUS OF RECIPIENT:
N/A
AMOUNT OF GRANT PAID 20.

RECIPIENT NAME:
ST MARYS HOME FOR AGED
ADDRESS:
ATTN SR. ELIZABETH ANN NIEBAUER
ERIE, PA 16504
RELATIONSHIP:
NONE
PURPOSE OF GRANT:
SUPPORTS NAMED ORGANIZATIONS
FOUNDATION STATUS OF RECIPIENT:
N/A
AMOUNT OF GRANT PAID 18,844.

TOTAL GRANTS PAID: 19,064.
=====



**SCHEDULE D
(Form 1041)**

Department of the Treasury
Internal Revenue Service

Capital Gains and Losses

▶ **Attach to Form 1041, Form 5227, or Form 990-T. See the instructions for Schedule D (Form 1041) (also for Form 5227 or Form 990-T, if applicable).**

OMB No 1545-0092

2009

Name of estate or trust BERNARD BRENNAN TR U/W	Employer identification number 06-6031443
--	---

Note: Form 5227 filers need to complete *only* Parts I and II.

Part I Short-Term Capital Gains and Losses - Assets Held One Year or Less

(a) Description of property (Example 100 shares 7% preferred of "Z" Co)	(b) Date acquired (mo, day, yr)	(c) Date sold (mo, day, yr)	(d) Sales price	(e) Cost or other basis (see page 4 of the instructions)	(f) Gain or (loss) for the entire year Subtract (e) from (d)
1a					
b Enter the short-term gain or (loss), if any, from Schedule D-1, line 1b					1b
2 Short-term capital gain or (loss) from Forms 4684, 6252, 6781, and 8824					2
3 Net short-term gain or (loss) from partnerships, S corporations, and other estates or trusts					3 -6,593.
4 Short-term capital loss carryover. Enter the amount, if any, from line 9 of the 2008 Capital Loss Carryover Worksheet					4 ()
5 Net short-term gain or (loss). Combine lines 1a through 4 in column (f). Enter here and on line 13, column (3) on the back ▶					5 -6,593.

Part II Long-Term Capital Gains and Losses - Assets Held More Than One Year

(a) Description of property (Example 100 shares 7% preferred of "Z" Co)	(b) Date acquired (mo, day, yr)	(c) Date sold (mo, day, yr)	(d) Sales price	(e) Cost or other basis (see page 4 of the instructions)	(f) Gain or (loss) for the entire year Subtract (e) from (d)
6a					
b Enter the long-term gain or (loss), if any, from Schedule D-1, line 6b					6b -5,205.
7 Long-term capital gain or (loss) from Forms 2439, 4684, 6252, 6781, and 8824					7
8 Net long-term gain or (loss) from partnerships, S corporations, and other estates or trusts					8 -17,180.
9 Capital gain distributions					9
10 Gain from Form 4797, Part I					10
11 Long-term capital loss carryover. Enter the amount, if any, from line 14 of the 2008 Capital Loss Carryover Worksheet					11 ()
12 Net long-term gain or (loss). Combine lines 6a through 11 in column (f). Enter here and on line 14a, column (3) on the back ▶					12 -22,385.



Part III Summary of Parts I and II Caution: Read the instructions before completing this part.		(1) Beneficiaries' (see page 5)	(2) Estate's or trust's	(3) Total
13	Net short-term gain or (loss)	13		-6,593.
14	Net long-term gain or (loss):			
a	Total for year	14a		-22,385.
b	Unrecaptured section 1250 gain (see line 18 of the wrksht.)	14b		
c	28% rate gain	14c		
15	Total net gain or (loss). Combine lines 13 and 14 ▶	15		-28,978.

Note: If line 15, column (3), is a net gain, enter the gain on Form 1041, line 4 (or Form 990-T, Part I, line 4a). If lines 14a and 15, column (2), are net gains, go to Part V, and do not complete Part IV. If line 15, column (3), is a net loss, complete Part IV and the **Capital Loss Carryover Worksheet**, as necessary

Part IV Capital Loss Limitation		
16	Enter here and enter as a (loss) on Form 1041, line 4 (or Form 990-T, Part I, line 4c, if a trust), the smaller of: a The loss on line 15, column (3) or b \$3,000	16 (3,000)

Note: If the loss on line 15, column (3), is more than \$3,000, or if Form 1041, page 1, line 22 (or Form 990-T, line 34), is a loss, complete the **Capital Loss Carryover Worksheet** on page 7 of the instructions to figure your capital loss carryover

Part V Tax Computation Using Maximum Capital Gains Rates

Form 1041 filers. Complete this part **only** if both lines 14a and 15 in column (2) are gains, or an amount is entered in Part I or Part II and there is an entry on Form 1041, line 2b(2), and Form 1041, line 22, is more than zero.
Caution: Skip this part and complete the worksheet on page 8 of the instructions if:
• Either line 14b, col. (2) or line 14c, col. (2) is more than zero, or
• Both Form 1041, line 2b(1), and Form 4952, line 4g are more than zero.

Form 990-T trusts. Complete this part **only** if both lines 14a and 15 are gains, or qualified dividends are included in income in Part I of Form 990-T, and Form 990-T, line 34, is more than zero. Skip this part and complete the worksheet on page 8 of the instructions if either line 14b, col. (2) or line 14c, col. (2) is more than zero.

17	Enter taxable income from Form 1041, line 22 (or Form 990-T, line 34)	17		
18	Enter the smaller of line 14a or 15 in column (2) but not less than zero	18		
19	Enter the estate's or trust's qualified dividends from Form 1041, line 2b(2) (or enter the qualified dividends included in income in Part I of Form 990-T)	19		
20	Add lines 18 and 19	20		
21	If the estate or trust is filing Form 4952, enter the amount from line 4g; otherwise, enter -0- ▶	21		
22	Subtract line 21 from line 20. If zero or less, enter -0-	22		
23	Subtract line 22 from line 17. If zero or less, enter -0-	23		
24	Enter the smaller of the amount on line 17 or \$2,300	24		
25	Is the amount on line 23 equal to or more than the amount on line 24? <input type="checkbox"/> Yes. Skip lines 25 and 26; go to line 27 and check the "No" box. <input type="checkbox"/> No. Enter the amount from line 23	25		
26	Subtract line 25 from line 24	26		
27	Are the amounts on lines 22 and 26 the same? <input type="checkbox"/> Yes. Skip lines 27 thru 30, go to line 31 <input type="checkbox"/> No. Enter the smaller of line 17 or line 22	27		
28	Enter the amount from line 26 (If line 26 is blank, enter -0-)	28		
29	Subtract line 28 from line 27	29		
30	Multiply line 29 by 15% (.15)			30
31	Figure the tax on the amount on line 23. Use the 2009 Tax Rate Schedule for Estates and Trusts (see the Schedule G instructions in the instructions for Form 1041)			31
32	Add lines 30 and 31			32
33	Figure the tax on the amount on line 17. Use the 2009 Tax Rate Schedule for Estates and Trusts (see the Schedule G instructions in the instructions for Form 1041)			33
34	Tax on all taxable income. Enter the smaller of line 32 or line 33 here and on Form 1041, Schedule G, line 1a (or Form 990-T, line 36)			34



Name of estate or trust as shown on Form 1041 Do not enter name and employer identification number if shown on the other side

Employer identification number

BERNARD BRENNAN TR U/W

06-6031443

Part II Long-Term Capital Gains and Losses - Assets Held More Than One Year

(a) Description of property (Example 100 sh 7% preferred of "Z" Co)	(b) Date acquired (mo, day, yr)	(c) Date sold (mo, day, yr)	(d) Sales price (see page 4 of the instructions)	(e) Cost or other basis (see page 4 of the instructions)	(f) Gain or (loss) Subtract (e) from (d)
6a 123.576 INTERNATIONAL EQUITY CTF	09/21/2001	02/28/2009	1,500.00	1,926.00	-426.00
56.227 LARGE CAP GROWTH CTF	12/17/1999	02/28/2009	2,582.00	4,946.00	-2,364.00
259.418 GOVERNMENT CREDIT CTF	09/30/1997	02/28/2009	1,796.00	1,972.00	-176.00
138.897 INTERM GOVT/CREDIT BOND CTF	11/23/2001	03/31/2009	1,573.00	1,616.00	-43.00
200.538 INTERNATIONAL EQUITY CTF	09/21/2001	03/31/2009	2,609.00	3,023.00	-414.00
56.64 LARGE CAP VALUE CTF	09/19/2003	03/31/2009	453.00	597.00	-144.00
14.383 MID CAP VALUE CTF	12/06/2002	03/31/2009	144.00	207.00	-63.00
7.812 SMALL CAP VALUE CTF	11/21/2003	03/31/2009	76.00	117.00	-41.00
34.896 MID CAP GROWTH CTF	12/06/2002	03/31/2009	332.00	467.00	-135.00
12.084 LARGE CAP GROWTH CTF	12/17/1999	03/31/2009	599.00	1,040.00	-441.00
89.898 GOVERNMENT CREDIT CTF	09/30/1997	03/31/2009	626.00	679.00	-53.00
352.288 INTERM GOVT/CREDIT BOND CTF	11/23/2001	04/30/2009	4,028.00	4,099.00	-71.00
479.596 GOVERNMENT CREDIT CTF	09/30/1997	04/30/2009	3,358.00	3,623.00	-265.00
17.57 LARGE CAP GROWTH CTF	12/17/1999	06/30/2009	1,004.00	1,468.00	-464.00
150.139 INTERNATIONAL EQUITY CTF	09/21/2001	09/30/2009	2,905.00	2,196.00	709.00
78.707 INTERNATIONAL EQUITY CTF	12/06/2002	09/30/2009	1,523.00	1,479.00	44.00
411.525 LARGE CAP VALUE CTF	09/19/2003	09/30/2009	4,322.00	4,058.00	264.00
63.37 SMALL CAP GROWTH CTF	01/10/2003	09/30/2009	718.00	751.00	-33.00
22.062 MID CAP VALUE CTF	12/06/2002	09/30/2009	312.00	300.00	12.00
20.16 SMALL CAP VALUE CTF	11/21/2003	09/30/2009	279.00	302.00	-23.00
27.892 MID CAP GROWTH CTF	12/06/2002	09/30/2009	366.00	377.00	-11.00
66.936 MID CAP GROWTH CTF	01/10/2003	09/30/2009	879.00	900.00	-21.00
53.959 LARGE CAP GROWTH CTF	12/17/1999	09/30/2009	3,526.00	4,572.00	-1,046.00

6b Total. Combine the amounts in column (f). Enter here and on Schedule D, line 6b -5,205.00



BERNARD BRENNAN TR U/W

06-6031443

GAINS AND LOSSES FROM PASS-THRU ENTITIES

=====

NET SHORT-TERM GAIN (LOSS) FROM PARTNERSHIPS, S CORPORATIONS
AND OTHER FIDUCIARIES

COMMON TRUST FUNDS -6,593.00

TOTAL NET SHORT-TERM GAIN OR LOSS (ROUNDED)

-6,593.00

=====

NET LONG-TERM GAIN (LOSS) FROM PARTNERSHIPS, S CORPORATIONS
AND OTHER FIDUCIARIES

COMMON TRUST FUNDS -17,180.00

TOTAL NET LONG-TERM GAIN OR LOSS (ROUNDED)

-17,180.00

=====

Settlement Date

Bank of America



Account Summary

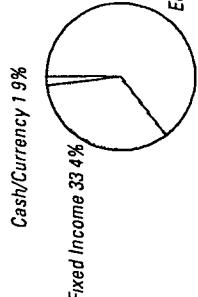
Jan 01, 2009 through Dec. 31, 2009

Account: 42-09-900-8533724 BERNARD BRENNAN TR U/W

Market Value \$347,327.57

Activity		YTD Since 11/02/09		Fiscal YTD		Income Summary	
Description	Current Period	Description	Current Period	Description	YTD	Description	YTD Since 11/02/09
Beginning Market Value	\$304,974.45	Income	\$343,998.98	Dividends - Taxable	-\$6,439.22	Dividends - Taxable	\$32.63
Income	8,388.21	Short-term	8,388.21	Long-term	-22,191.61	Collective Fund - Taxable	8,355.58
Deposits	639.00	Long-term	639.00	Net Total	-\$28,829.64	Total Income	\$8,388.21
Disbursements	-19,063.53		-19,063.53				
Bank Fees	-5,355.85		-5,355.85				
Change in Market Value	57,745.29		18,720.76				
Ending Market Value	\$347,327.57		\$347,327.57				
Change in Account Value	42,353.12		3,328.59				
Accrued Income	168.72		168.72				
Ending Value + Accrued Income	\$347,496.29		\$347,496.29				

Position Activity		Market Value	Tax Cost	Unrealized Gain/Loss	Accrued Income	Estimated Annual Income	Current Yield
Cash/Currency	\$6,556.95	\$6,556.95	\$6,556.95	\$0.00	\$0.00	\$0.00	0.0%
Equities	224,847.60	202,675.99	202,675.99	22,171.61	75.51	3,732.57	1.7
Fixed Income	115,923.02	114,611.20	114,611.20	1,311.82	93.21	4,853.55	4.2
Total Assets	\$347,327.57	\$323,844.14	\$323,844.14	\$23,483.43	\$168.72	\$8,586.12	2.5%
Total	\$347,327.57	\$323,844.14	\$323,844.14	\$23,483.43	\$168.72	\$8,586.12	



The amounts shown throughout this statement should not be used in the preparation of tax documents. Detail specifying taxable nature of income will be provided with year-end tax documentation. Please consult your tax advisor.
3003/5152 2000001 029/055 3/76 0264813 04-007 585 B E

Settlement Date

Bank of America



Account Summary

Jan. 01, 2009 through Dec 31, 2009

Account: 42-09-900-8533724 BERNARD BRENNAN TR U/W

Cash Summary

	Current Period	
	Income Cash	Principal Cash
Beginning Value	\$0.00	\$0.00
Income	8,388.21	0.00
Deposits	0.00	639.00
Disbursements	-19,063.53	0.00
Bank Fees	-3,077.92	-2,277.93
Income/Principal Transfers	6,489.08	-6,489.08
Purchases	0.00	-25,290.58
Sales and Maturities	0.00	35,509.46
Net Automated Money Market Transactions	447.22	-2,090.87
Ending Value	-\$6,816.94	\$0.00

Settlement Date

Bank of America



Portfolio Analysis

Jan. 01, 2009 through Dec. 31, 2009

Account: 42-09-900-8533724 BERNARD BRENNAN TR U/W

Portfolio Summary by Asset Class

Description	Market Value	% of Account	% of Sector	Tax Cost	Estimated Annual Income	Current Yield
Cash/Currency						
Cash Equivalents	\$13,373.89	3.9%	204.0%	\$13,373.89	\$0.00	0.0%
Cash/Currency Other	-6,816.94	-2.0	-104.0	-6,816.94	0.00	0.0
Total Cash/Currency	\$6,556.95	1.9%	100.0%	\$6,556.95	\$0.00	0.0%
Equities						
U.S. Large Cap	\$119,487.82	34.4%	53.1%	\$120,050.23	\$2,185.81	1.8%
U.S. Mid Cap	21,976.70	6.3	9.8	19,062.34	283.63	1.3
U.S. Small Cap	17,586.09	5.1	7.8	15,299.61	186.20	1.1
International Developed	65,796.99	18.9	29.3	48,263.81	1,066.93	1.6
Total Equities	\$224,847.60	64.7%	100.0%	\$202,675.99	\$3,732.57	1.7%
Fixed Income						
Investment Grade Taxable	\$115,923.02	33.4%	100.0%	\$114,611.20	\$4,853.55	4.2%
Total Fixed Income	\$115,923.02	33.4%	100.0%	\$114,611.20	\$4,853.55	4.2%
Total Assets	\$347,327.57	100.0%		\$323,844.14	\$8,586.12	2.5%
Total	\$347,327.57			\$323,844.14	\$8,586.12	

Settlement Date

Bank of America



Portfolio Analysis

Jan. 01, 2009 through Dec 31, 2009

Account: 42-09-900-8533724 BERNARD BRENNAN TR U/W

Sector	Market Value	% of Equities	% of S&P 500
Consumer Discretionary	\$0.00	0.0%	9.6%
Consumer Staples	0.00	0.0	11.4
Energy	0.00	0.0	11.5
Financials	0.00	0.0	14.4
Health Care	0.00	0.0	12.6
Industrials	0.00	0.0	10.2
Information Technology	0.00	0.0	19.9
Materials	0.00	0.0	3.6
Telecommunication Services	0.00	0.0	3.1
Utilities	0.00	0.0	3.7
Other Equities	224,847.60	100.0	0.0
Total Equities	\$224,847.60	100.0%	100.0%

Settlement Date

Bank of America



Portfolio Detail

Account: 42-09-900-8533724 BERNARD BRENNAN TR U/W

Jan. 01, 2009 through Dec 31, 2009

Units	Description	CUSIP Sector (2)	Market Value/ Market Price	% of Total	Average Unit Cost	Tax Cost/ Unit Cost	Unrealized Gain/Loss	Accrued Income	Estimated Annual Income	Cur Yld/ YTM
	Cash Equivalents									
13,373,890	COLUMBIA GOVERNMENT RESERVES CAPITAL CLASS	19765K779	\$13,373.89	3.9%	\$13,373.89 1,000	\$0.00	\$0.00	\$0.00	\$0.00	0.0%
	Total Cash Equivalents		\$13,373.89	3.9%	\$13,373.89	\$0.00	\$0.00	\$0.00	\$0.00	0.0%
	Cash/Currency Other									
-6,816,940	INCOME CASH		-\$6,816.94 1,000	-2.0%	-\$6,816.94 1,000	\$0.00	\$0.00	\$0.00	\$0.00	0.0%
	Total Cash/Currency Other		-\$6,816.94	-2.0%	-\$6,816.94	\$0.00	\$0.00	\$0.00	\$0.00	0.0%
	Total Cash/Currency		\$6,556.95	1.9%	\$6,556.95	\$0.00	\$0.00	\$0.00	\$0.00	0.0%

Equities

(2) Industry Sector Codes	CND = Consumer Discretionary CNS = Consumer Staples ENR = Energy	FIN = Financials HEA = Health Care IND = Industrials	IFT = Information Technology MAT = Materials OEQ = Other Equities	TEL = Telecommunication Services UTL = Utilities					
U.S. Large Cap									
900.074	LARGE CAP GROWTH CTF ORIGINAL COST 62,082.83 Ticker: FEQU	993360882 OEQ	\$62,402.58 69,331	18.0%	\$64,782.04 71,974	-\$2,379.46	\$10.95	\$961.28	1.5%
5,233,049	LARGE CAP VALUE CTF ORIGINAL COST 58,356.76 Ticker: GREQPT	202670915 OEQ	57,085.24 10,909	16.4%	55,268.19 10,561	1,817.05	28.53	1,224.53	2.1%
	Total U.S. Large Cap		\$119,487.82	34.4%	\$120,050.23	-\$562.41	\$39.48	\$2,185.81	1.8%
U.S. Mid Cap									
1,132,835	MID CAP GROWTH CTF ORIGINAL COST 10,871.07 Ticker: CTFGE	323991307 OEQ	\$15,811.54 13,958	4.6%	\$14,137.03 12,479	\$1,674.51	\$1.79	\$164.26	1.0%
414,643	MID CAP VALUE CTF ORIGINAL COST 4,155.40 Ticker: MIDVAL	302999993 OEQ	6,165.16 14,869	1.8%	4,925.31 11,878	1,239.85	3.92	129.37	2.1%
	Total U.S. Mid Cap		\$21,976.70	6.3%	\$19,062.34	\$2,914.36	\$5.71	\$293.63	1.3%

Settlement Date

Bank of America



Portfolio Detail

Account: 42-09-900-8533724 BERNARD BRENNAN TR U/W

Jan 01, 2009 through Dec 31, 2009

Units	Description	CUSIP Sector (2)	Market Value/Market Price	% of Total	Average Unit Cost	Tax Cost/Unit Cost	Unrealized Gain/Loss	Accrued Income	Estimated Annual Income	Cur Yld/YTM
U.S. Small Cap										
1,087.772	SMALL CAP GROWTH CTF ORIGINAL COST 9,252.75 Ticker: FTSC	207543877 OEQ	\$12,666.89 11.645	3.6%	\$11,161.15 10.261		\$1,505.74	\$0.71	\$80.50	0.6%
346.552	SMALL CAP VALUE CTF ORIGINAL COST 3,510.53 Ticker: SMAVAL	303995997 OEQ	4,919.20 14.195	1.4	4,138.46 11.942		780.74	2.26	105.70	2.1
	Total U.S. Small Cap		\$17,586.09	5.1%	\$15,299.61		\$2,286.48	\$2.97	\$186.20	1.1%
International Developed										
3,408.729	INTERNATIONAL EQUITY CTF ORIGINAL COST 49,598.70 Ticker: INLEPT	1261292H7 OEQ	\$65,796.99 19.303	18.9%	\$48,263.81 14.159		\$17,533.18	\$27.35	\$1,066.93	1.6%
	Total International Developed		\$65,796.99	18.9%	\$48,263.81		\$17,533.18	\$27.35	\$1,066.93	1.6%
	Total Equities		\$224,847.60	64.7%	\$202,675.99		\$22,171.61	\$75.51	\$3,732.57	1.7%
Investment Grade Taxable										
8,236.359	GOVERNMENT CREDIT CTF ORIGINAL COST 59,671.53	993361880	\$61,434.18 7.459	17.7%	\$61,130.60 7.422		\$303.58	\$50.21	\$2,610.93	4.3%
4,521.408	INTERM GOVT/CREDIT BOND CTF ORIGINAL COST 54,569.41	1261291M7	54,488.84 12.051	15.7	53,480.60 11.828		1,008.24	43.00	2,242.62	4.1
	Total Investment Grade Taxable		\$115,923.02	33.4%	\$114,611.20		\$1,311.82	\$93.21	\$4,853.55	4.2%
	Total Fixed Income		\$115,923.02	33.4%	\$114,611.20		\$1,311.82	\$93.21	\$4,853.55	4.2%
	Total Portfolio		\$347,327.57	100.0%	\$323,844.14		\$23,483.43	\$168.72	\$8,586.12	2.5%

* All in US\$