



See a Social Security Number? Say Something!  
Report Privacy Problems to <https://public.resource.org/privacy>  
Or call the IRS Identity Theft Hotline at 1-800-908-4490



**Return of Private Foundation**  
 or Section 4947(a)(1) Nonexempt Charitable Trust  
 Treated as a Private Foundation

**2009**

Note: The foundation may be able to use a copy of this return to satisfy state reporting requirements.

For calendar year **2009**, or tax year beginning **2009**, and ending **20**

G Check all that apply:  Initial return  Initial return of a former public charity  Final return  
 Amended return  Address change  Name change

**Use the IRS label. Otherwise, print or type. See Specific Instructions.**

Name of foundation: **WICKHAM PARK TR**

Number and street (or P.O. box number if mail is not delivered to street address) Room/suite: **P O BOX 1802**

City or town, state, and ZIP code: **PROVIDENCE, RI 02901-1802**

**A Employer identification number**  
06-6026059

**B Telephone number (see page 10 of the instructions)**  
( ) -

**C** If exemption application is pending, check here

**D** 1 Foreign organizations, check here   
 2 Foreign organizations meeting the 85% test, check here and attach computation

**E** If private foundation status was terminated under section 507(b)(1)(A), check here

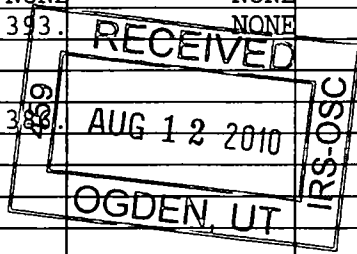
**F** If the foundation is in a 60-month termination under section 507(b)(1)(B), check here

**H** Check type of organization:  Section 501(c)(3) exempt private foundation  
 Section 4947(a)(1) nonexempt charitable trust  Other taxable private foundation

**I** Fair market value of all assets at end of year (from Part II, col. (c), line 16) ▶ \$ **13,731,058.**

**J** Accounting method:  Cash  Accrual  
 Other (specify) \_\_\_\_\_  
 (Part I, column (d) must be on cash basis.)

Part I Analysis of Revenue and Expenses (The total of amounts in columns (b), (c), and (d) may not necessarily equal the amounts in column (a) (see page 11 of the instructions))		(a) Revenue and expenses per books	(b) Net investment income	(c) Adjusted net income	(d) Disbursements for charitable purposes (cash basis only)
Revenue	1 Contributions, gifts, grants, etc., received (attach schedule) . . . . .	442,130.			
	2 Check <input checked="" type="checkbox"/> if the foundation is not required to attach Sch. B. . . . .				
	3 Interest on savings and temporary cash investments . . . . .				
	4 Dividends and interest from securities . . . . .	307,783.	306,854.	307,783.	STMT 1
	5a Gross rents . . . . .	12,000.	12,000.	12,000.	
	b Net rental income or (loss) <u>12,000</u>				
	6a Net gain or (loss) from sale of assets not on line 10	480,206.			
	b Gross sales price for all assets on line 6a <u>2,523,489.</u>				
	7 Capital gain net income (from Part IV, line 2) . . . . .		480,206.		
	8 Net short-term capital gain . . . . .			40,039.	
	9 Income modifications . . . . .				
	10 a Gross sales less returns and allowances . . . . .				
b Less Cost of goods sold . . . . .					
c Gross profit or (loss) (attach schedule) . . . . .	19,646.		19,646.		
11 Other income (attach schedule) . . . . .	63,588.		63,588.	STMT 2	
12 Total. Add lines 1 through 11 . . . . .	1,325,353.	799,060.	443,056.		
Operating and Administrative Expenses	13 Compensation of officers, directors, trustees, etc. . . . .	90,906.	54,544.		36,362.
	14 Other employee salaries and wages . . . . .	323,121.		323,121.	
	15 Pension plans, employee benefits . . . . .	137,743.		82,646.	55,097.
	16a Legal fees (attach schedule) . . . . . STMT 3	7,442.	NONE	NONE	7,442.
	b Accounting fees (attach schedule) STMT 4	10,925.	1,393.	NONE	9,532.
	c Other professional fees (attach schedule) STMT 5	142,244.			142,244.
	17 Interest . . . . .				
	18 Taxes (attach schedule) (see page 14 of the instructions) STMT 6	11,639.	9,388.		
	19 Depreciation (attach schedule) and depletion . . . . .				
	20 Occupancy . . . . .				
	21 Travel, conferences, and meetings . . . . .				
	22 Printing and publications . . . . .				
	23 Other expenses (attach schedule) STMT 7	495,058.	3,763.		491,295.
	24 Total operating and administrative expenses. Add lines 13 through 23 . . . . .	1,219,078.	69,086.	405,767.	741,972.
	25 Contributions, gifts, grants paid . . . . .				
26 Total expenses and disbursements. Add lines 24 and 25 . . . . .	1,219,078.	69,086.	405,767.	741,972.	
27 Subtract line 26 from line 12:					
a Excess of revenue over expenses and disbursements . . . . .	106,275.				
b Net investment income (if negative, enter -0-) . . . . .		729,974.			
c Adjusted net income (if negative, enter -0-) . . . . .			37,289.		



RECEIVED DATE: AUG 09 2010

SCANNED AUG 19 2010

1490

Part II Balance Sheets		Attached schedules and amounts in the description column should be for end-of-year amounts only (See instructions)		
		Beginning of year	End of year	
		(a) Book Value	(b) Book Value	(c) Fair Market Value
Assets	1 Cash - non-interest-bearing . . . . .	-558.	NONE	
	2 Savings and temporary cash investments . . . . .	695,683.	291,437.	291,437.
	3 Accounts receivable ▶			
	Less: allowance for doubtful accounts ▶			
	4 Pledges receivable ▶			
	Less: allowance for doubtful accounts ▶			
	5 Grants receivable . . . . .			
	6 Receivables due from officers, directors, trustees, and other disqualified persons (attach schedule) (see page 16 of the instructions)			
	7 Other notes and loans receivable (attach schedule) ▶ *		*	NONE
	Less: allowance for doubtful accounts ▶	NONE	NONE	NONE
	8 Inventories for sale or use . . . . .			
	9 Prepaid expenses and deferred charges . . . . .			
	10 a Investments - U S and state government obligations (attach schedule)	NONE	NONE	NONE
	b Investments - corporate stock (attach schedule)	NONE		NONE
	c Investments - corporate bonds (attach schedule)	NONE	NONE	NONE
	11 Investments - land, buildings, and equipment, basis			
Less: accumulated depreciation (attach schedule)	NONE			
12 Investments - mortgage loans . . . . .	NONE	NONE		
13 Investments - other (attach schedule) . . . . .	9,502,210.	9,620,297.	13,439,621.	
14 Land, buildings, and equipment: basis				
Less: accumulated depreciation (attach schedule)				
15 Other assets (describe ▶)	NONE	NONE	NONE	
16 <b>Total assets</b> (to be completed by all filers - see the instructions. Also, see page 1, item I) . . . . .	10,197,335.	9,911,734.	13,731,058.	
Liabilities	17 Accounts payable and accrued expenses . . . . .			
	18 Grants payable . . . . .			
	19 Deferred revenue . . . . .			
	20 Loans from officers, directors, trustees, and other disqualified persons			
	21 Mortgages and other notes payable (attach schedule) . . . . .			
	22 Other liabilities (describe ▶)			
23 <b>Total liabilities</b> (add lines 17 through 22) . . . . .				
Net Assets or Fund Balances	<b>Foundations that follow SFAS 117, check here and complete lines 24 through 26 and lines 30 and 31.</b> <input type="checkbox"/>			
	24 Unrestricted . . . . .			
	25 Temporarily restricted . . . . .			
	26 Permanently restricted . . . . .			
	<b>Foundations that do not follow SFAS 117, check here and complete lines 27 through 31.</b> <input checked="" type="checkbox"/>			
	27 Capital stock, trust principal, or current funds . . . . .	10,197,335.	9,864,705.	
	28 Paid-in or capital surplus, or land, bldg, and equipment fund . . . . .			
	29 Retained earnings, accumulated income, endowment, or other funds . . . . .	NONE	47,029.	
30 <b>Total net assets or fund balances</b> (see page 17 of the instructions) . . . . .	10,197,335.	9,911,734.		
31 <b>Total liabilities and net assets/fund balances</b> (see page 17 of the instructions) . . . . .	10,197,335.	9,911,734.		

Part III Analysis of Changes in Net Assets or Fund Balances		
1 Total net assets or fund balances at beginning of year - Part II, column (a), line 30 (must agree with end-of-year figure reported on prior year's return) . . . . .	1	10,197,335.
2 Enter amount from Part I, line 27a . . . . .	2	106,275.
3 Other increases not included in line 2 (itemize) ▶ SEE STATEMENT 11 . . . . .	3	24,734.
4 Add lines 1, 2, and 3 . . . . .	4	10,328,344.
5 Decreases not included in line 2 (itemize) ▶ SEE STATEMENT 12 . . . . .	5	416,610.
6 Total net assets or fund balances at end of year (line 4 minus line 5) - Part II, column (b), line 30 . . . . .	6	9,911,734.

**Part IV Capital Gains and Losses for Tax on Investment Income**

(a) List and describe the kind(s) of property sold (e.g., real estate, 2-story brick warehouse; or common stock, 200 shs. MLC Co.)				(b) How acquired P-Purchase D-Donation	(c) Date acquired (mo., day, yr.)	(d) Date sold (mo., day, yr.)
1a SEE PART IV DETAIL						
b						
c						
d						
e						
(e) Gross sales price	(f) Depreciation allowed (or allowable)	(g) Cost or other basis plus expense of sale	(h) Gain or (loss) (e) plus (f) minus (g)			
a						
b						
c						
d						
e						
Complete only for assets showing gain in column (h) and owned by the foundation on 12/31/69			(i) Gains (Col. (h) gain minus col. (k), but not less than -0-) or Losses (from col. (h))			
(i) F.M.V. as of 12/31/69	(j) Adjusted basis as of 12/31/69	(k) Excess of col. (i) over col. (j), if any				
a						
b						
c						
d						
e						
2 Capital gain net income or (net capital loss) . . . . .			2	480,206.		
3 Net short-term capital gain or (loss) as defined in sections 1222(5) and (6): If gain, also enter in Part I, line 8, column (c) (see pages 13 and 17 of the instructions). If (loss), enter -0- in Part I, line 8. . . . .				3	40,039.	

**Part V Qualification Under Section 4940(e) for Reduced Tax on Net Investment Income**

(For optional use by domestic private foundations subject to the section 4940(a) tax on net investment income.)

If section 4940(d)(2) applies, leave this part blank.

Was the foundation liable for the section 4942 tax on the distributable amount of any year in the base period? . . . .  Yes  No  
If "Yes," the foundation does not qualify under section 4940(e). Do not complete this part.

1 Enter the appropriate amount in each column for each year; see page 18 of the instructions before making any entries.

(a) Base period years Calendar year (or tax year beginning in)	(b) Adjusted qualifying distributions	(c) Net value of noncharitable-use assets	(d) Distribution ratio (col (b) divided by col. (c))
2008	543,106.	11,537,662.	0.04707244847
2007	473,165.	12,855,506.	0.03680640809
2006	381,169.	12,542,920.	0.03038917573
2005	442,204.	12,395,715.	0.03567394055
2004	399,167.	12,233,221.	0.03262975467
2 Total of line 1, column (d) . . . . .			0.18257172751
3 Average distribution ratio for the 5-year base period - divide the total on line 2 by 5, or by the number of years the foundation has been in existence if less than 5 years . . . . .			0.03651434550
4 Enter the net value of noncharitable-use assets for 2009 from Part X, line 5 . . . . .			11,645,837.
5 Multiply line 4 by line 3 . . . . .			425,240.
6 Enter 1% of net investment income (1% of Part I, line 27b) . . . . .			7,300.
7 Add lines 5 and 6 . . . . .			432,540.
8 Enter qualifying distributions from Part XII, line 4 . . . . . If line 8 is equal to or greater than line 7, check the box in Part VI, line 1b, and complete that part using a 1% tax rate. See the Part VI instructions on page 18.			741,972.

Part VI Excise Tax Based on Investment Income (Section 4940(a), 4940(b), 4940(e), or 4948 - see page 18 of the instructions)

Table with 11 rows for excise tax calculations. Includes categories like 'Exempt operating foundations', 'Domestic foundations', and 'Tax due'. Values include 7,300, 3,640, and 3,660.

Part VII-A Statements Regarding Activities

Table with 10 rows for activity statements. Columns include question number, 'Yes', and 'No'. Includes questions about political campaigns, tax on political expenditures, and substantial contributors.

Part VII-A Statements Regarding Activities (continued)

11 At any time during the year, did the foundation, directly or indirectly, own a controlled entity within the meaning of section 512(b)(13)? If "Yes," attach schedule (see page 20 of the instructions) . . . . . 11 X
12 Did the foundation acquire a direct or indirect interest in any applicable insurance contract before August 17, 2008? . . . . . 12 X
13 Did the foundation comply with the public inspection requirements for its annual returns and exemption application? . . . . . 13 X
Website address N/A
14 The books are in care of PRIVATE BANK TAX SERVICES Telephone no. (888) 866-3275
Located at PO BOX 1802, PROVIDENCE, RI ZIP + 4 02901-1802
15 Section 4947(a)(1) nonexempt charitable trusts filing Form 990-PF in lieu of Form 1041 - Check here and enter the amount of tax-exempt interest received or accrued during the year 15

Part VII-B Statements Regarding Activities for Which Form 4720 May Be Required

File Form 4720 if any item is checked in the "Yes" column, unless an exception applies.

1a During the year did the foundation (either directly or indirectly):
(1) Engage in the sale or exchange, or leasing of property with a disqualified person? Yes No X
(2) Borrow money from, lend money to, or otherwise extend credit to (or accept it from) a disqualified person? Yes No X
(3) Furnish goods, services, or facilities to (or accept them from) a disqualified person? Yes No X
(4) Pay compensation to, or pay or reimburse the expenses of, a disqualified person? X Yes No
(5) Transfer any income or assets to a disqualified person (or make any of either available for the benefit or use of a disqualified person)? Yes No X
(6) Agree to pay money or property to a government official? (Exception. Check "No" if the foundation agreed to make a grant to or to employ the official for a period after termination of government service, if terminating within 90 days.) Yes No X
b If any answer is "Yes" to 1a(1)-(6), did any of the acts fail to qualify under the exceptions described in Regulations section 53.4941(d)-3 or in a current notice regarding disaster assistance (see page 20 of the instructions)? Organizations relying on a current notice regarding disaster assistance check here 1b X
c Did the foundation engage in a prior year in any of the acts described in 1a, other than excepted acts, that were not corrected before the first day of the tax year beginning in 2009? 1c X
2 Taxes on failure to distribute income (section 4942) (does not apply for years the foundation was a private operating foundation defined in section 4942(j)(3) or 4942(j)(5)):
a At the end of tax year 2009, did the foundation have any undistributed income (lines 6d and 6e, Part XIII) for tax year(s) beginning before 2009? Yes No X
If "Yes," list the years
b Are there any years listed in 2a for which the foundation is not applying the provisions of section 4942(a)(2) (relating to incorrect valuation of assets) to the year's undistributed income? (If applying section 4942(a)(2) to all years listed, answer "No" and attach statement - see page 20 of the instructions.) 2b
c If the provisions of section 4942(a)(2) are being applied to any of the years listed in 2a, list the years here.
3a Did the foundation hold more than a 2% direct or indirect interest in any business enterprise at any time during the year? Yes No X
b If "Yes," did it have excess business holdings in 2009 as a result of (1) any purchase by the foundation or disqualified persons after May 26, 1969; (2) the lapse of the 5-year period (or longer period approved by the Commissioner under section 4943(c)(7)) to dispose of holdings acquired by gift or bequest; or (3) the lapse of the 10-, 15-, or 20-year first phase holding period? (Use Schedule C, Form 4720, to determine if the foundation had excess business holdings in 2009.) 3b
4a Did the foundation invest during the year any amount in a manner that would jeopardize its charitable purposes? 4a X
b Did the foundation make any investment in a prior year (but after December 31, 1969) that could jeopardize its charitable purpose that had not been removed from jeopardy before the first day of the tax year beginning in 2009? 4b X

**Part VII-B Statements Regarding Activities for Which Form 4720 May Be Required (continued)**

5a During the year did the foundation pay or incur any amount to:

(1) Carry on propaganda, or otherwise attempt to influence legislation (section 4945(e))?  Yes  No

(2) Influence the outcome of any specific public election (see section 4955); or to carry on, directly or indirectly, any voter registration drive?  Yes  No

(3) Provide a grant to an individual for travel, study, or other similar purposes?  Yes  No

(4) Provide a grant to an organization other than a charitable, etc., organization described in section 509(a)(1), (2), or (3), or section 4940(d)(2)? (see page 22 of the instructions)  Yes  No

(5) Provide for any purpose other than religious, charitable, scientific, literary, or educational purposes, or for the prevention of cruelty to children or animals?  Yes  No

b If any answer is "Yes" to 5a(1)-(5), did any of the transactions fail to qualify under the exceptions described in Regulations section 53.4945 or in a current notice regarding disaster assistance (see page 22 of the instructions)?  Yes  No  
 Organizations relying on a current notice regarding disaster assistance check here

c If the answer is "Yes" to question 5a(4), does the foundation claim exemption from the tax because it maintained expenditure responsibility for the grant?  Yes  No  
 If "Yes," attach the statement required by Regulations section 53.4945-5(d).

6a Did the foundation, during the year, receive any funds, directly or indirectly, to pay premiums on a personal benefit contract?  Yes  No

6b Did the foundation, during the year, pay premiums, directly or indirectly, on a personal benefit contract?  Yes  No  
 If "Yes" to 6b, file Form 8870.

7a At any time during the tax year, was the foundation a party to a prohibited tax shelter transaction?  Yes  No

7b If yes, did the foundation receive any proceeds or have any net income attributable to the transaction?  Yes  No

**Part VIII Information About Officers, Directors, Trustees, Foundation Managers, Highly Paid Employees, and Contractors**

1 List all officers, directors, trustees, foundation managers and their compensation (see page 22 of the instructions).

(a) Name and address	(b) Title, and average hours per week devoted to position	(c) Compensation (if not paid, enter -0-)	(d) Contributions to employee benefit plans and deferred compensation	(e) Expense account, other allowances
SEE STATEMENT 14		90,906.	-0-	-0-

2 Compensation of five highest-paid employees (other than those included on line 1 - see page 23 of the instructions). If none, enter "NONE."

(a) Name and address of each employee paid more than \$50,000	(b) Title, and average hours per week devoted to position	(c) Compensation	(d) Contributions to employee benefit plans and deferred compensation	(e) Expense account, other allowances
SEE STATEMENT 15		NONE	NONE	NONE

Total number of other employees paid over \$50,000  Yes  No

**Part VIII Information About Officers, Directors, Trustees, Foundation Managers, Highly Paid Employees, and Contractors (continued)**

**3 Five highest-paid independent contractors for professional services (see page 23 of the instructions). If none, enter "NONE."**

(a) Name and address of each person paid more than \$50,000	(b) Type of service	(c) Compensation
SEE STATEMENT 16		NONE

Total number of others receiving over \$50,000 for professional services . . . . . NONE

**Part IX-A Summary of Direct Charitable Activities**

List the foundation's four largest direct charitable activities during the tax year. Include relevant statistical information such as the number of organizations and other beneficiaries served, conferences convened, research papers produced, etc.	Expenses
1 NONE	
2	
3	
4	

**Part IX-B Summary of Program-Related Investments (see page 23 of the instructions)**

Describe the two largest program-related investments made by the foundation during the tax year on lines 1 and 2.	Amount
1 NONE	
2	
All other program-related investments. See page 24 of the instructions.	
3 NONE	
<b>Total.</b> Add lines 1 through 3 . . . . .	

**Part X Minimum Investment Return** (All domestic foundations must complete this part. Foreign foundations, see page 24 of the instructions.)

<b>1</b>	Fair market value of assets not used (or held for use) directly in carrying out charitable, etc., purposes:		
<b>a</b>	Average monthly fair market value of securities . . . . .	<b>1a</b>	11,471,766.
<b>b</b>	Average of monthly cash balances . . . . .	<b>1b</b>	351,419.
<b>c</b>	Fair market value of all other assets (see page 24 of the instructions) . . . . .	<b>1c</b>	NONE
<b>d</b>	<b>Total</b> (add lines 1a, b, and c) . . . . .	<b>1d</b>	11,823,185.
<b>e</b>	Reduction claimed for blockage or other factors reported on lines 1a and 1c (attach detailed explanation) . . . . .	<b>1e</b>	
<b>2</b>	Acquisition indebtedness applicable to line 1 assets . . . . .	<b>2</b>	NONE
<b>3</b>	Subtract line 2 from line 1d . . . . .	<b>3</b>	11,823,185.
<b>4</b>	Cash deemed held for charitable activities. Enter 1 1/2% of line 3 (for greater amount, see page 25 of the instructions) . . . . .	<b>4</b>	177,348.
<b>5</b>	<b>Net value of noncharitable-use assets.</b> Subtract line 4 from line 3. Enter here and on Part V, line 4 . . . . .	<b>5</b>	11,645,837.
<b>6</b>	<b>Minimum investment return.</b> Enter 5% of line 5 . . . . .	<b>6</b>	582,292.

**Part XI Distributable Amount** (see page 25 of the instructions) (Section 4942(j)(3) and (j)(5) private operating foundations and certain foreign organizations check here  and do not complete this part.)

<b>1</b>	Minimum investment return from Part X, line 6 . . . . .	<b>1</b>	
<b>2a</b>	Tax on investment income for 2009 from Part VI, line 5 . . . . .	<b>2a</b>	NONE
<b>b</b>	Income tax for 2009. (This does not include the tax from Part VI.) . . . . .	<b>2b</b>	
<b>c</b>	Add lines 2a and 2b . . . . .	<b>2c</b>	NONE
<b>3</b>	Distributable amount before adjustments. Subtract line 2c from line 1 . . . . .	<b>3</b>	
<b>4</b>	Recoveries of amounts treated as qualifying distributions . . . . .	<b>4</b>	NONE
<b>5</b>	Add lines 3 and 4 . . . . .	<b>5</b>	NONE
<b>6</b>	Deduction from distributable amount (see page 25 of the instructions) . . . . .	<b>6</b>	NONE
<b>7</b>	<b>Distributable amount</b> as adjusted. Subtract line 6 from line 5. Enter here and on Part XIII, line 1 . . . . .	<b>7</b>	NONE

**Part XII Qualifying Distributions** (see page 25 of the instructions)

<b>1</b>	Amounts paid (including administrative expenses) to accomplish charitable, etc., purposes:		
<b>a</b>	Expenses, contributions, gifts, etc. - total from Part I, column (d), line 26 . . . . .	<b>1a</b>	741,972.
<b>b</b>	Program-related investments - total from Part IX-B . . . . .	<b>1b</b>	
<b>2</b>	Amounts paid to acquire assets used (or held for use) directly in carrying out charitable, etc., purposes . . . . .	<b>2</b>	NONE
<b>3</b>	Amounts set aside for specific charitable projects that satisfy the:		
<b>a</b>	Suitability test (prior IRS approval required) . . . . .	<b>3a</b>	NONE
<b>b</b>	Cash distribution test (attach the required schedule) . . . . .	<b>3b</b>	NONE
<b>4</b>	<b>Qualifying distributions.</b> Add lines 1a through 3b. Enter here and on Part V, line 8, and Part XIII, line 4 . . . . .	<b>4</b>	741,972.
<b>5</b>	Foundations that qualify under section 4940(e) for the reduced rate of tax on net investment income. Enter 1% of Part I, line 27b (see page 26 of the instructions) . . . . .	<b>5</b>	7,300.
<b>6</b>	<b>Adjusted qualifying distributions.</b> Subtract line 5 from line 4 . . . . .	<b>6</b>	734,672.

**Note:** The amount on line 6 will be used in Part V, column (b), in subsequent years when calculating whether the foundation qualifies for the section 4940(e) reduction of tax in those years.

**Part XIII Undistributed Income** (see page 26 of the instructions)

	(a) Corpus	(b) Years prior to 2008	(c) 2008	(d) 2009
1 Distributable amount for 2009 from Part XI, line 7 . . . . .				
2 Undistributed income, if any, as of the end of 2009				
a Enter amount for 2008 only . . . . .				
b Total for prior years 20____, 20____, 20____				
3 Excess distributions carryover, if any, to 2009:				
a From 2004 . . . . .				
b From 2005 . . . . .				
c From 2006 . . . . .				
d From 2007 . . . . .				
e From 2008 . . . . .				
f Total of lines 3a through e . . . . .				
4 Qualifying distributions for 2009 from Part XII, line 4: ► \$ _____				
a Applied to 2008, but not more than line 2a . . . . .				
b Applied to undistributed income of prior years (Election required - see page 26 of the instructions) . . . . .				
c Treated as distributions out of corpus (Election required - see page 26 of the instructions) . . . . .				
d Applied to 2009 distributable amount . . . . .				
e Remaining amount distributed out of corpus . . . . .				
5 Excess distributions carryover applied to 2009 (If an amount appears in column (d), the same amount must be shown in column (a).)				
6 Enter the net total of each column as indicated below:				
a Corpus. Add lines 3f, 4c, and 4e. Subtract line 5				
b Prior years' undistributed income. Subtract line 4b from line 2b . . . . .				
c Enter the amount of prior years' undistributed income for which a notice of deficiency has been issued, or on which the section 4942(a) tax has been previously assessed . . . . .				
d Subtract line 6c from line 6b. Taxable amount - see page 27 of the instructions . . . . .				
e Undistributed income for 2008. Subtract line 4a from line 2a. Taxable amount - see page 27 of the instructions . . . . .				
f Undistributed income for 2009. Subtract lines 4d and 5 from line 1. This amount must be distributed in 2010. . . . .				
7 Amounts treated as distributions out of corpus to satisfy requirements imposed by section 170(b)(1)(F) or 4942(g)(3) (see page 27 of the instructions) . . . . .				
8 Excess distributions carryover from 2004 not applied on line 5 or line 7 (see page 27 of the instructions) . . . . .				
9 Excess distributions carryover to 2010. Subtract lines 7 and 8 from line 6a . . . . .				
10 Analysis of line 9:				
a Excess from 2005 . . . . .				
b Excess from 2006 . . . . .				
c Excess from 2007 . . . . .				
d Excess from 2008 . . . . .				
e Excess from 2009 . . . . .				

**Part XIV Private Operating Foundations** (see page 27 of the instructions and Part VII-A, question 9)

1 a If the foundation has received a ruling or determination letter that it is a private operating foundation, and the ruling is effective for 2009, enter the date of the ruling . . . . . **09/30/1980**

b Check box to indicate whether the foundation is a private operating foundation described in section  4942(j)(3) or  4942(j)(5)

	Tax year	Prior 3 years			(e) Total
	(a) 2009	(b) 2008	(c) 2007	(d) 2006	
2 a Enter the lesser of the adjusted net income from Part I or the minimum investment return from Part X for each year listed . . . . .	37,289.	44,962.	135,022.	23,905.	241,178.
b 85% of line 2a . . . . .	31,696.	38,218.	114,769.	20,319.	205,002.
c Qualifying distributions from Part XII, line 4 for each year listed . . . . .	741,972.	546,743.	478,961.	381,169.	2,148,845.
d Amounts included in line 2c not used directly for active conduct of exempt activities . . . . .					
e Qualifying distributions made directly for active conduct of exempt activities Subtract line 2d from line 2c . . . . .	741,972.	546,743.	478,961.	381,169.	2,148,845.
3 Complete 3a, b, or c for the alternative test relied upon					
a "Assets" alternative test - enter					
(1) Value of all assets . . . . .	13,731,058.	10,281,374.	12,820,593.	12,804,925.	49,637,950.
(2) Value of assets qualifying under section 4942(j)(3)(B)(i). . . . .					
b "Endowment" alternative test - enter 2/3 of minimum investment return shown in Part X, line 6 for each year listed . . . . .	388,195.	384,589.	428,517.	418,097.	1,619,398.
c "Support" alternative test - enter					
(1) Total support other than gross investment income (interest, dividends, rents, payments on securities loans (section 512(a)(5)), or royalties). . . . .					
(2) Support from general public and 5 or more exempt organizations as provided in section 4942(j)(3)(B)(iii) . . . . .					
(3) Largest amount of support from an exempt organization . . . . .					
(4) Gross investment income . . . . .					

**Part XV Supplementary Information** (Complete this part only if the foundation had \$5,000 or more in assets at any time during the year - see page 28 of the instructions.)

1 **Information Regarding Foundation Managers:**

a List any managers of the foundation who have contributed more than 2% of the total contributions received by the foundation before the close of any tax year (but only if they have contributed more than \$5,000). (See section 507(d)(2).)

N/A

b List any managers of the foundation who own 10% or more of the stock of a corporation (or an equally large portion of the ownership of a partnership or other entity) of which the foundation has a 10% or greater interest.

N/A

2 **Information Regarding Contribution, Grant, Gift, Loan, Scholarship, etc., Programs:**

Check here  if the foundation only makes contributions to preselected charitable organizations and does not accept unsolicited requests for funds. If the foundation makes gifts, grants, etc. (see page 28 of the instructions) to individuals or organizations under other conditions, complete items 2a, b, c, and d.

a The name, address, and telephone number of the person to whom applications should be addressed:

b The form in which applications should be submitted and information and materials they should include:

c Any submission deadlines:

d Any restrictions or limitations on awards, such as by geographical areas, charitable fields, kinds of institutions, or other factors:

**Part XV Supplementary Information (continued)**

**3 Grants and Contributions Paid During the Year or Approved for Future Payment**

<b>Recipient</b> Name and address (home or business)	If recipient is an individual, show any relationship to any foundation manager or substantial contributor	Foundation status of recipient	Purpose of grant or contribution	Amount
<b>a Paid during the year</b>				
<b>Total . . . . .</b>				<b>▶ 3a</b>
<b>b Approved for future payment</b>				
<b>Total . . . . .</b>				<b>▶ 3b</b>





**SCHEDULE D  
(Form 1041)**

Department of the Treasury  
Internal Revenue Service

**Capital Gains and Losses**

▶ **Attach to Form 1041, Form 5227, or Form 990-T. See the instructions for Schedule D (Form 1041) (also for Form 5227 or Form 990-T, if applicable).**

OMB No 1545-0092

**2009**

Name of estate or trust <b>WICKHAM PARK TR</b>	Employer identification number <b>06-6026059</b>
---------------------------------------------------	-----------------------------------------------------

**Note:** Form 5227 filers need to complete *only* Parts I and II.

**Part I Short-Term Capital Gains and Losses - Assets Held One Year or Less**

(a) Description of property (Example: 100 shares 7% preferred of "Z" Co.)	(b) Date acquired (mo., day, yr)	(c) Date sold (mo., day, yr)	(d) Sales price	(e) Cost or other basis (see page 4 of the instructions)	(f) Gain or (loss) for the entire year Subtract (e) from (d)
<b>1a</b>					

b Enter the short-term gain or (loss), if any, from Schedule D-1, line 1b . . . . .	<b>1b</b>	12,793.
2 Short-term capital gain or (loss) from Forms 4684, 6252, 6781, and 8824 . . . . .	<b>2</b>	
3 Net short-term gain or (loss) from partnerships, S corporations, and other estates or trusts . . . . .	<b>3</b>	27,246.
4 Short-term capital loss carryover. Enter the amount, if any, from line 9 of the 2008 Capital Loss Carryover Worksheet . . . . .	<b>4</b>	( )
5 <b>Net short-term gain or (loss).</b> Combine lines 1a through 4 in column (f). Enter here and on line 13, column (3) on the back . . . . . ▶	<b>5</b>	40,039.

**Part II Long-Term Capital Gains and Losses - Assets Held More Than One Year**

(a) Description of property (Example: 100 shares 7% preferred of "Z" Co.)	(b) Date acquired (mo., day, yr)	(c) Date sold (mo., day, yr)	(d) Sales price	(e) Cost or other basis (see page 4 of the instructions)	(f) Gain or (loss) for the entire year Subtract (e) from (d)
<b>6a</b> LONG-TERM CAPITAL GAIN DIVIDENDS		STMT 1			14,900.

b Enter the long-term gain or (loss), if any, from Schedule D-1, line 6b . . . . .	<b>6b</b>	465,680.
7 Long-term capital gain or (loss) from Forms 2439, 4684, 6252, 6781, and 8824 . . . . .	<b>7</b>	
8 Net long-term gain or (loss) from partnerships, S corporations, and other estates or trusts . . . . .	<b>8</b>	-40,413.
9 Capital gain distributions . . . . .	<b>9</b>	
10 Gain from Form 4797, Part I . . . . .	<b>10</b>	
11 Long-term capital loss carryover. Enter the amount, if any, from line 14 of the 2008 Capital Loss Carryover Worksheet . . . . .	<b>11</b>	( )
12 <b>Net long-term gain or (loss).</b> Combine lines 6a through 11 in column (f). Enter here and on line 14a, column (3) on the back . . . . . ▶	<b>12</b>	440,167.

For Paperwork Reduction Act Notice, see the Instructions for Form 1041.

Schedule D (Form 1041) 2009

<b>Part III Summary of Parts I and II</b>		(1) Beneficiaries' (see page 5)	(2) Estate's or trust's	(3) Total
<b>Caution: Read the instructions before completing this part.</b>				
<b>13</b>	Net short-term gain or (loss)	<b>13</b>		40,039.
<b>14</b>	Net long-term gain or (loss):			
a	Total for year	<b>14a</b>		440,167.
b	Unrecaptured section 1250 gain (see line 18 of the wrksht.)	<b>14b</b>		
c	28% rate gain	<b>14c</b>		
<b>15</b>	Total net gain or (loss). Combine lines 13 and 14a	<b>15</b>		480,206.

**Note:** If line 15, column (3), is a net gain, enter the gain on Form 1041, line 4 (or Form 990-T, Part I, line 4a). If lines 14a and 15, column (2), are net gains, go to Part V, and do not complete Part IV. If line 15, column (3), is a net loss, complete Part IV and the Capital Loss Carryover Worksheet, as necessary.

<b>Part IV Capital Loss Limitation</b>		<b>16</b>
<b>16</b>	Enter here and enter as a (loss) on Form 1041, line 4 (or Form 990-T, Part I, line 4c, if a trust), the smaller of:	( )
a	The loss on line 15, column (3) or	
b	\$3,000	

**Note:** If the loss on line 15, column (3), is more than \$3,000, or if Form 1041, page 1, line 22 (or Form 990-T, line 34), is a loss, complete the Capital Loss Carryover Worksheet on page 7 of the instructions to figure your capital loss carryover.

**Part V Tax Computation Using Maximum Capital Gains Rates**

**Form 1041 filers.** Complete this part only if both lines 14a and 15 in column (2) are gains, or an amount is entered in Part I or Part II and there is an entry on Form 1041, line 2b(2), and Form 1041, line 22, is more than zero.

**Caution:** Skip this part and complete the worksheet on page 8 of the instructions if:

- Either line 14b, col. (2) or line 14c, col. (2) is more than zero, or
- Both Form 1041, line 2b(1), and Form 4952, line 4g are more than zero.

**Form 990-T trusts.** Complete this part only if both lines 14a and 15 are gains, or qualified dividends are included in income in Part I of Form 990-T, and Form 990-T, line 34, is more than zero. Skip this part and complete the worksheet on page 8 of the instructions if either line 14b, col. (2) or line 14c, col. (2) is more than zero.

<b>17</b>	Enter taxable income from Form 1041, line 22 (or Form 990-T, line 34)	<b>17</b>		
<b>18</b>	Enter the smaller of line 14a or 15 in column (2) but not less than zero	<b>18</b>		
<b>19</b>	Enter the estate's or trust's qualified dividends from Form 1041, line 2b(2) (or enter the qualified dividends included in income in Part I of Form 990-T)	<b>19</b>		
<b>20</b>	Add lines 18 and 19	<b>20</b>		
<b>21</b>	If the estate or trust is filing Form 4952, enter the amount from line 4g; otherwise, enter -0-	<b>21</b>		
<b>22</b>	Subtract line 21 from line 20. If zero or less, enter -0-	<b>22</b>		
<b>23</b>	Subtract line 22 from line 17. If zero or less, enter -0-	<b>23</b>		
<b>24</b>	Enter the smaller of the amount on line 17 or \$2,300	<b>24</b>		
<b>25</b>	Is the amount on line 23 equal to or more than the amount on line 24? <input type="checkbox"/> Yes. Skip lines 25 and 26; go to line 27 and check the "No" box. <input type="checkbox"/> No. Enter the amount from line 23.	<b>25</b>		
<b>26</b>	Subtract line 25 from line 24	<b>26</b>		
<b>27</b>	Are the amounts on lines 22 and 26 the same? <input type="checkbox"/> Yes. Skip lines 27 thru 30, go to line 31 <input type="checkbox"/> No. Enter the smaller of line 17 or line 22	<b>27</b>		
<b>28</b>	Enter the amount from line 26 (If line 26 is blank, enter -0-)	<b>28</b>		
<b>29</b>	Subtract line 28 from line 27	<b>29</b>		
<b>30</b>	Multiply line 29 by 15% (.15)	<b>30</b>		
<b>31</b>	Figure the tax on the amount on line 23. Use the 2009 Tax Rate Schedule for Estates and Trusts (see the Schedule G instructions in the instructions for Form 1041)	<b>31</b>		
<b>32</b>	Add lines 30 and 31	<b>32</b>		
<b>33</b>	Figure the tax on the amount on line 17. Use the 2009 Tax Rate Schedule for Estates and Trusts (see the Schedule G instructions in the instructions for Form 1041)	<b>33</b>		
<b>34</b>	Tax on all taxable income. Enter the smaller of line 32 or line 33 here and on Form 1041, Schedule G, line 1a (or Form 990-T, line 36)	<b>34</b>		



Name of estate or trust as shown on Form 1041 Do not enter name and employer identification number if shown on the other side

Employer identification number

WICKHAM PARK TR

06-6026059

**Part II Long-Term Capital Gains and Losses - Assets Held More Than One Year**

(a) Description of property (Example 100 sh 7% preferred of "Z" Co)	(b) Date acquired (mo, day, yr)	(c) Date sold (mo, day, yr)	(d) Sales price (see page 4 of the instructions)	(e) Cost or other basis (see page 4 of the instructions)	(f) Gain or (loss) Subtract (e) from (d)
6a .92 WELLS FARGO COMPANY	03/11/1999	01/21/2009	19.00	255.00	-236.00
466. CITIGROUP INC	08/15/2000	02/18/2009	1,464.00	24,316.00	-22,852.00
1000. CITIGROUP INC	11/16/2000	02/18/2009	3,142.00	48,636.00	-45,494.00
500. LILLY ELI & COMPANY	10/11/2001	02/18/2009	17,296.00	39,525.00	-22,229.00
700. MEDTRONIC INC	02/04/2002	02/18/2009	24,376.00	34,357.00	-9,981.00
200. MEDTRONIC INC	10/31/2002	02/18/2009	6,964.00	9,034.00	-2,070.00
2000. PITNEY BOWES INC	07/23/1993	02/18/2009	43,945.00	40,492.00	3,453.00
98.63 WELLS FARGO COMPANY	03/11/1999	02/18/2009	1,409.00	27,305.00	-25,896.00
139.37 WELLS FARGO COMPANY	03/26/1999	02/18/2009	1,991.00	37,884.00	-35,893.00
400. WELLS FARGO COMPANY	08/18/1995	02/18/2009	5,713.00	2,845.00	2,868.00
400. AUTOMATIC DATA PROCESSING INC	08/15/2000	08/11/2009	15,100.00	20,962.00	-5,862.00
1200. AUTOMATIC DATA PROCESSING INC	03/07/1997	08/11/2009	45,299.00	24,171.00	21,128.00
800. AUTOMATIC DATA PROCESSING INC	03/25/1997	08/11/2009	30,199.00	15,351.00	14,848.00
471.3 BANK NEW YORK MELLON CORP COM	10/11/2001	08/11/2009	13,863.00	17,595.00	-3,732.00
471.7 BANK NEW YORK MELLON CORP COM	11/13/2002	08/11/2009	13,874.00	12,910.00	964.00
100. BROADRIDGE FINL SOLUTIONS INC COM	08/15/2000	08/11/2009	1,871.00	2,386.00	-515.00
300. BROADRIDGE FINL SOLUTIONS INC COM	03/07/1997	08/11/2009	5,612.00	2,751.00	2,861.00
200. BROADRIDGE FINL SOLUTIONS INC COM	03/25/1997	08/11/2009	3,741.00	1,747.00	1,994.00
250. CISCO SYSTEMS INCORPORATED	04/07/2000	08/11/2009	5,361.00	18,498.00	-13,137.00
1000. CISCO SYSTEMS INCORPORATED	01/27/2000	08/11/2009	21,444.00	52,865.00	-31,421.00
1000. CISCO SYSTEMS INCORPORATED	12/19/2003	08/11/2009	21,444.00	24,020.00	-2,576.00
1000. COCA COLA CO COM	03/27/2008	08/11/2009	49,341.00	61,518.00	-12,177.00
1750. COLGATE PALMOLIVE CO	09/26/1986	08/11/2009	124,428.00	8,084.00	116,344.00
750. DIAGEO SPONSORED ADR (UK-USD) SEDOL #2133896	12/06/2006	08/11/2009	46,413.00	57,625.00	-11,212.00
350. DIAGEO SPONSORED ADR (UK-USD) SEDOL #2133896	06/29/2005	08/11/2009	21,659.00	20,664.00	995.00
<b>6b Total.</b> Combine the amounts in column (f). Enter here and on Schedule D, line 6b . . . . .					

Name of estate or trust as shown on Form 1041. Do not enter name and employer identification number if shown on the other side  
**WICKHAM PARK TR**

Employer identification number  
**06-6026059**

**Part II Long-Term Capital Gains and Losses - Assets Held More Than One Year**

(a) Description of property (Example 100 sh 7% preferred of "Z" Co)	(b) Date acquired (mo., day, yr.)	(c) Date sold (mo., day, yr.)	(d) Sales price (see page 4 of the instructions)	(e) Cost or other basis (see page 4 of the instructions)	(f) Gain or (loss) Subtract (e) from (d)
6a 400. DIAGEO SPONSORED ADR (UK-USD) SEDOL #2133896	01/18/2005	08/11/2009	24,753.00	22,460.00	2,293.00
3000. HOME DEPOT INC	03/31/1998	08/11/2009	80,895.00	67,695.00	13,200.00
200. MEDTRONIC INC	10/31/2002	08/11/2009	7,335.00	9,034.00	-1,699.00
250. MEDTRONIC INC	10/11/2001	08/11/2009	9,169.00	11,095.00	-1,926.00
350. MEDTRONIC INC	04/04/2002	08/11/2009	12,836.00	15,383.00	-2,547.00
200. MEDTRONIC INC	10/31/2001	08/11/2009	7,335.00	8,102.00	-767.00
2000. ROYAL DUTCH SHELL PLC SPONSORED	03/19/1987	08/11/2009	103,567.00	29,006.00	74,561.00
250. ZIMMER HLDGS INC COM	06/18/2004	08/11/2009	11,468.00	21,558.00	-10,090.00
250. ZIMMER HLDGS INC COM	01/18/2005	08/11/2009	11,468.00	20,138.00	-8,670.00
37368.36 GOVERNMENT CREDIT CTF	12/11/1998	08/14/2009	274,493.00	286,887.00	-12,394.00
90. ABBOTT LABORATORIES	04/04/2002	10/16/2009	4,646.00	4,505.00	141.00
440. AIR PRODUCTS AND CHEMICALS INC	09/22/1993	10/16/2009	36,565.00	8,623.00	27,942.00
1110. BB&T CORPORATION	12/21/1993	10/16/2009	31,275.00	12,997.00	18,278.00
824. BP AMOCO PLC SPONS ADR (UK/USD) SEDOL 2138556	08/01/1989	10/16/2009	45,448.00	14,563.00	30,885.00
61. BP AMOCO PLC SPONS ADR (UK/USD) SEDOL 2138556	01/06/1989	10/16/2009	3,364.00	880.00	2,484.00
29205.607 COLUMBIA CONSERVATIVE HIGH YIELD FUN	04/08/2003	10/16/2009	214,953.00	250,000.00	-35,047.00
8971.292 COLUMBIA CONSERVATIVE HIGH YIELD FUN	12/06/2002	10/16/2009	66,029.00	75,000.00	-8,971.00
1325. EXXON MOBIL CORPORATION	11/23/1994	10/16/2009	96,440.00	20,039.00	76,401.00
885. GENERAL ELEC CO	05/09/1995	10/16/2009	14,244.00	8,639.00	5,605.00
310. GILEAD SCIENCES INC	12/30/2003	10/16/2009	14,373.00	4,487.00	9,886.00
815. J P MORGAN CHASE & CO COM	11/14/1994	10/16/2009	37,852.00	13,369.00	24,483.00
275. JOHNSON & JOHNSON	06/29/2005	10/16/2009	16,631.00	18,098.00	-1,467.00
110. LILLY ELI & COMPANY	10/11/2001	10/16/2009	3,782.00	8,696.00	-4,914.00
760. LOWES COMPANIES INCORPORATED	04/03/2006	10/16/2009	16,252.00	24,342.00	-8,090.00
1700. MCGRAW HILL INCORPORATED	01/27/2000	10/16/2009	49,908.00	50,677.00	-769.00
<b>6b Total.</b> Combine the amounts in column (f). Enter here and on Schedule D, line 6b . . . . .					



FEDERAL CAPITAL GAIN DIVIDENDS

=====

LONG-TERM CAPITAL GAIN DIVIDENDS

-----

15% RATE CAPITAL GAIN DIVIDENDS

BRISTOL MYERS SQUIBB CO COM	12.00	
ENRON CORPORATION	11,852.00	
PIMCO COMMODITY REALRETURN STRATEGY FUND	3,036.00	

-----

TOTAL 15% RATE CAPITAL GAIN DIVIDENDS 14,900.00

-----

TOTAL LONG-TERM CAPITAL GAIN DIVIDENDS 14,900.00

=====

GAINS AND LOSSES FROM PASS-THRU ENTITIES  
=====

NET SHORT-TERM GAIN (LOSS) FROM PARTNERSHIPS, S CORPORATIONS  
AND OTHER FIDUCIARIES

COMMON TRUST FUNDS 27,246.00  
-----

TOTAL NET SHORT-TERM GAIN OR LOSS (ROUNDED) 27,246.00  
=====

NET LONG-TERM GAIN (LOSS) FROM PARTNERSHIPS, S CORPORATIONS  
AND OTHER FIDUCIARIES

COMMON TRUST FUNDS -40,413.00  
-----

TOTAL NET LONG-TERM GAIN OR LOSS (ROUNDED) -40,413.00  
=====

Settlement Date

**Bank of America**



**Account Summary**

Dec. 01, 2009 through Dec. 31, 2009

**Account:** 42-09-900-8537943 WICKHAM PARK TR

**Market Value \$13,694,914.97**

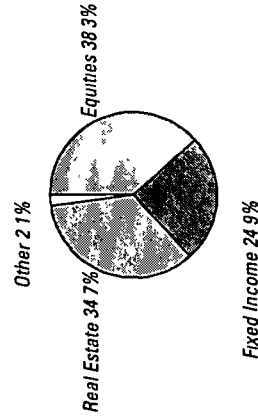
Account Activity		YTD Since 01/01/09	
Description	Current Period	YTD	01/01/09
<b>Beginning Market Value</b>	<b>\$13,803,395.63</b>	<b>\$10,050,367.02</b>	
Income	37,713.40	314,348.33	
Deposits	4,947.34	24,339.23	
Disbursements	-161,183.34	-610,824.75	
Bank Fees	-7,022.32	-73,966.28	
Change in Market Value	17,064.26	3,990,652.42	
<b>Ending Market Value</b>	<b>\$13,694,914.97</b>	<b>\$13,694,914.97</b>	
Change in Account Value	-108,480.66	3,644,547.95	

Realized Gain/Loss Summary			Fiscal YTD
Description	Current Period	YTD	01/01/09
Short-term	\$16,283.91	\$53,233.11	
Long-term	-7,782.21	443,304.54	
<b>Net Total</b>	<b>\$8,501.70</b>	<b>\$496,537.65</b>	

Income Summary			
Description	Current Period	YTD	01/01/09
Dividends - Taxable	\$24,274.33	\$151,481.73	
Interest - Taxable	0.00	2,500.00	
Collective Fund - Taxable	12,439.07	148,366.60	
Real Estate Income	1,000.00	12,000.00	
<b>Total Income</b>	<b>\$37,713.40</b>	<b>\$314,348.33</b>	

**Portfolio Allocation**

Description	Market Value	Tax Cost	Estimated Annual Income	Current Yield
Cash/Currency	\$33,147.31	\$33,147.31	\$0.00	0.0%
Equities	5,247,631.57	3,678,506.32	100,677.99	1.9
Fixed Income	3,403,995.28	3,463,380.21	150,272.65	4.4
Real Estate	4,756,464.34	2,228,410.39	-23,931.67	-0.5
Tangible Assets	253,676.47	250,000.00	15,196.08	6.0
<b>Total Assets</b>	<b>\$13,694,914.97</b>	<b>\$9,653,444.23</b>	<b>\$242,215.05</b>	<b>1.8%</b>
<b>Total</b>	<b>\$13,694,914.97</b>	<b>\$9,653,444.23</b>	<b>\$242,215.05</b>	



Assets representing less than 5% of total are grouped together as "Other" for display on the pie chart.

Market Value includes accrued income unless otherwise noted

The amounts shown throughout this statement should not be used in the preparation of tax documents. Detail specifying taxable nature of income will be provided with year-end tax documentation. Please consult your tax advisor  
 1587/3994 2000002 07/1/185 3/28 0268549 02-007 505 B E

Settlement Date

**Bank of America**



**Portfolio Detail**

Dec. 01, 2009 through Dec 31, 2009

**Account:** 42-09-900-8537943 WICKHAM PARK TR

Units	Description	CUSIP Sector (2)	Market Value(1)/ Market Price	Accrued Income	Average Unit Cost	Tax Cost/ Unit Cost	Unrealized Gain/Loss	Estimated Annual Income	Cur Yld/ YTM
	<b>Cash Equivalents</b>								
5,161.390	COLUMBIA GOVERNMENT RESERVES CAPITAL CLASS (Income Investment)	19765K779	\$5,161.39	\$0.00	\$5,161.39 1.000		\$0.00	\$0.00	0.0%
27,985.920	COLUMBIA GOVERNMENT RESERVES CAPITAL CLASS	19765K779	27,985.92	0.00	27,985.92 1.000		0.00	0.00	0.0
	<b>Total Cash Equivalents</b>		<b>\$33,147.31</b>	<b>\$0.00</b>	<b>\$33,147.31</b>		<b>\$0.00</b>	<b>\$0.00</b>	<b>0.0%</b>
	<b>Total Cash/Currency</b>		<b>\$33,147.31</b>	<b>\$0.00</b>	<b>\$33,147.31</b>		<b>\$0.00</b>	<b>\$0.00</b>	<b>0.0%</b>

**Equities**

(2) Industry Sector Codes	CND = Consumer Discretionary CNS = Consumer Staples ENR = Energy	FIN = Financials HEA = Health Care IND = Industrials	IFT = Information Technology MAT = Materials OEO = Other Equities	TEL = Telecommunication Services UTL = Utilities
<b>U.S. Large Cap</b>				
310,000	ABBOTT LABS Ticker: ABT	\$16,736.90 53,990	\$0.00	\$15,515.52 50,050
1,560,000	AIR PRODS & CHEMS INC Ticker: APD	126,453.60 81,060	702.00	30,572.10 19,598
2,120,000	AT&T INC Ticker: T	59,423.60 28,030	0.00	19,678.00 9,282
5,685,000	AVON PRODS INC Ticker: AVP	179,077.50 31,500	0.00	182,619.83 32,123
3,930,000	BB&T CORP Ticker: BBT	99,704.10 25,370	0.00	46,016.35 11,709
3,155,000	DISNEY WALT CO COM/ DISNEY Ticker: DIS	101,748.75 32,250	1,104.25	67,222.32 21,307
800,000	DOMINION RES INC VA NEW Ticker: D	31,136.00 38,920	0.00	22,520.00 28,150

(1) Market Value in the Portfolio Detail section does not include Accrued Income

Settlement Date

**Bank of America**



**Portfolio Detail**

**Account:** 42-09-900-8537943 WICKHAM PARK TR

Dec. 01, 2009 through Dec. 31, 2009

Units	Description	CUSIP	Sector (2)	Market Value(1)/ Market Price	Accrued Income	Average Unit Cost	Tax Cost/ Income	Unrealized Gain/Loss	Estimated Annual Income	Cur Yld/ YTM
<b>Equities (cont)</b>										
<b>U.S. Large Cap (cont)</b>										
4,675,000	EXXON MOBIL CORP Ticker: XOM	30231G102	ENR	318,788.25 68.190	0.00	49,696.05 10.630		269,092.20	7,854.00	2.5
3,115,000	GENERAL ELEC CO Ticker: GE	369604103	IND	47,129.95 15.130	311.50	30,407.59 9.762		16,722.36	1,246.00	2.6
1,090,000	GILEAD SCIENCES INC Ticker: GILD	375558103	HEA	47,164.30 43.270	0.00	15,777.75 14.475		31,386.55	0.00	0.0
1,000,000	INTEL CORP Ticker: INTC	458140100	IFT	20,400.00 20.400	0.00	17,890.62 17.891		2,509.38	560.00	2.7
2,885,000	J P MORGAN CHASE & CO Ticker: JPM	46625H100	FIN	120,217.95 41.670	0.00	47,325.70 16.404		72,892.25	577.00	0.5
975,000	JOHNSON & JOHNSON Ticker: JNJ	478160104	HEA	62,799.75 64.410	0.00	58,594.75 60.097		4,205.00	1,911.00	3.0
2,885,000	KIMBERLY CLARK CORP Ticker: KMB	494368103	CNS	183,803.35 63.710	1,731.00	168,411.01 58.375		15,392.34	6,924.00	3.8
390,000	LILLY ELI & CO Ticker: LLY	532457108	HEA	13,926.90 35.710	0.00	30,829.50 79.050		-16,902.60	764.40	5.5
2,685,000	LOWES COS INC Ticker: LOW	548661107	CND	62,802.15 23.390	0.00	64,863.23 24.158		-2,061.08	966.60	1.5
6,050,000	MICROSOFT CORP Ticker: MSFT	594918104	IFT	184,404.00 30.480	0.00	210,509.75 34.795		-26,105.75	3,146.00	1.7
3,115,000	NORFOLK SOUTHERN CORP Ticker: NSC	655844108	IND	163,288.30 52.420	0.00	64,319.56 20.648		98,968.74	4,236.40	2.6
3,115,000	PEPSICO INC Ticker: PEP	713448108	CNS	189,392.00 60.800	1,401.75	52,632.85 16.897		136,759.15	5,607.00	3.0
3,115,000	PFIZER INC Ticker: PFE	717081103	HEA	56,661.85 18.190	0.00	7,596.06 2.439		49,065.79	2,242.80	4.0
2,025,000	SCHLUMBERGER LTD NETHERLANDS ANTILLES Ticker: SLB	806857108	ENR	131,807.25 65.090	425.25	47,370.13 23.393		84,437.12	1,701.00	1.3
4,680,000	STAPLES INC Ticker: SPLS	855030102	CND	115,081.20 24.590	386.10	103,508.44 22.117		11,572.76	1,544.40	1.3

Settlement Date

**Bank of America**



**Portfolio Detail**

Dec. 01, 2009 through Dec. 31, 2009

**Account:** 42-09-900-8537943 WICKHAM PARK TR

Units	Description	CUSIP Sector (2)	Market Value(1)/ Market Price	Accrued Income	Average Unit Cost	Tax Cost/ Average Unit Cost	Unrealized Gain/Loss	Estimated Annual Income	Cur Yld/ YTM
<b>Equities (cont)</b>									
<b>U.S. Large Cap (cont)</b>									
4,675,000	UNITED TECHNOLOGIES CORP Ticker: UTX	913017109 IND	324,491.75 69.410	0.00	43,825.20 9.374	280,666.55	7,199.50	2.2	
7,015,000	WELLS FARGO & CO NEW COM Ticker: WFC	949746101 FIN	189,334.85 26.990	0.00	49,885.42 7.111	139,449.43	1,403.00	0.7	
700,000	3M CO Ticker: MMM	88579Y101 IND	57,869.00 82.670	0.00	31,892.00 45.560	25,977.00	1,428.00	2.5	
<b>Total U.S. Large Cap</b>			<b>\$2,903,643.25</b>	<b>\$5,061.85</b>	<b>\$1,479,479.73</b>	<b>\$1,424,163.52</b>	<b>\$65,814.35</b>	<b>2.3%</b>	
<b>U.S. Mid Cap</b>									
13,821,858	COLUMBIA ACORN FUND CLASS Z SHARES Ticker: ACRN X	197199409 OEQ	\$341,123.46 24.680	\$0.00	\$326,268.82 23.605	\$14,854.64	\$677.27	0.2%	
3,555,000	NORDSTROM INC Ticker: JWN	655664100 CND	133,596.90 37.580	0.00	104,247.89 29.324	29,349.01	2,275.20	1.7	
1,560,000	PITNEY BOWES INC Ticker: PBI	724479100 IND	35,505.60 22.760	0.00	25,296.58 16.216	10,209.02	2,246.40	6.3	
1,950,000	VULCAN MATLS CO Ticker: VMC	929160109 MAT	102,706.50 52.670	0.00	31,245.50 16.023	71,461.00	1,950.00	1.9	
<b>Total U.S. Mid Cap</b>			<b>\$612,932.46</b>	<b>\$0.00</b>	<b>\$487,058.79</b>	<b>\$125,873.67</b>	<b>\$7,148.87</b>	<b>1.2%</b>	
<b>U.S. Small Cap</b>									
54,485,548	SMALL CAP CTF ORIGINAL COST Ticker: SCEQT	126129108 OEQ	\$783,970.76 14.389	\$157.56	\$914,358.23 16.782	-\$130,387.47	\$9,153.57	1.2%	
<b>Total U.S. Small Cap</b>			<b>\$783,970.76</b>	<b>\$157.56</b>	<b>\$914,358.23</b>	<b>-\$130,387.47</b>	<b>\$9,153.57</b>	<b>1.2%</b>	
<b>International Developed</b>									
3,115,000	BP P L C SPONSORED ADR UNITED KINGDOM Ticker: BP	095622104 ENR	\$180,576.55 57.970	\$0.00	\$44,959.57 14.433	\$135,616.98	\$10,466.40	5.8%	

Settlement Date

**Bank of America**



**Portfolio Detail**

**Account:** 42-09-900-8537943 WICKHAM PARK TR

Dec. 01, 2009 through Dec. 31, 2009

Units	Description	CUSIP	Sector (2)	Market Value(1)/ Market Price	Accrued Income	Average Unit Cost	Tax Cost/ Average Unit Cost	Unrealized Gain/Loss	Estimated Annual Income	Cur Yld/ YTM
<b>Equities (cont)</b>										
<b>International Developed (cont)</b>										
2,868.130	COLUMBIA ACORN INTERNATIONAL FUND CLASS Z SHARES Ticker: ACIN X	197199813 OEQ		98,262.13 34.260	0.00	90,000.00 31.379		8,262.13	1,522.98	1.6
14,890.501	COLUMBIA MARSICO INTERNATIONAL OPPORTUNITIES FD CLASS Z SHARES Ticker: NMOA X	19765H636 OEQ		159,030.55 10.680	0.00	165,000.00 11.081		-5,969.45	4,437.37	2.8
2,738.226	HARBOR INTERNATIONAL FUND INSTL CL Ticker: HAIN X	411511306 OEQ		150,246.46 54.870	0.00	150,000.00 54.780		246.46	1,930.45	1.3
	<b>Total International Developed</b>			<b>\$588,115.69</b>	<b>\$0.00</b>	<b>\$449,959.57</b>		<b>\$138,156.12</b>	<b>\$18,357.20</b>	<b>3.1%</b>
<b>Emerging Markets</b>										
8,500.000	ISHARES MSCI EMERGING MKTS INDEX FUND Ticker: EEM	464287234 OEQ		\$352,750.00 41.500	\$0.00	\$347,650.00 40.900		\$5,100.00	\$204.00	0.1%
	<b>Total Emerging Markets</b>			<b>\$352,750.00</b>	<b>\$0.00</b>	<b>\$347,650.00</b>		<b>\$5,100.00</b>	<b>\$204.00</b>	<b>0.1%</b>
	<b>Total Equities</b>			<b>\$5,241,412.16</b>	<b>\$6,219.41</b>	<b>\$3,678,506.32</b>		<b>\$1,562,905.84</b>	<b>\$100,677.99</b>	<b>1.9%</b>
<b>Fixed Income</b>										
<b>Investment Grade Taxable</b>										
50,000.000	2011 UNITED STATES TREAS NT DTD 02/15/01 5.000% DUE 02/15/11 Moody's AAA S&P: AAA	912827674		\$52,400.50 104.801	\$944.29	\$50,806.64 101.613		\$1,593.86	\$2,500.00	4.8% 0.5
365,719.605	GOVERNMENT CREDIT CTF ORIGINAL COST 2,805,966.98	993361880		2,727,865.96 7.459	2,229.51	2,793,671.17 7.639		-65,805.21	115,933.11	4.3
19,958.028	INTERM GOVT/CREDIT BOND CTF ORIGINAL COST 250,000.00	1261291M7		240,520.18 12.051	189.82	243,902.40 12.221		-3,382.22	9,899.18	4.1
	<b>Total Investment Grade Taxable</b>			<b>\$3,020,786.64</b>	<b>\$3,363.62</b>	<b>\$3,088,380.21</b>		<b>-\$67,593.57</b>	<b>\$128,332.29</b>	<b>4.2%</b>

Settlement Date

**Bank of America**



**Portfolio Detail**

**Account:** 42-09-900-8537943 WICKHAM PARK TR

Dec. 01, 2009 through Dec. 31, 2009

Units	Description	CUSIP	Sector (2)	Market Value(1)/ Market Price	Accrued Income	Average Unit Cost	Tax Cost/ Average Unit Cost	Unrealized Gain/Loss	Estimated Annual Income	Cur Yld/ YTM
<b>Fixed Income (bond)</b>										
<b>Global High Yield Taxable</b>										
27,693.857	ARTIO GLOBAL HIGH INCOME FUND CL1	04315J860		\$280,538.77 10.130	\$0.00	\$275,000.00 9.930		\$5,538.77	\$19,551.86	7.0%
9,910.803	PIMCO DEVELOPING LOCAL MKTS FUND INSTL	72201F409		99,306.25 10.020	0.00	100,000.00 10.090		-693.75	2,388.50	2.4
	<b>Total Global High Yield Taxable</b>			<b>\$379,845.02</b>	<b>\$0.00</b>	<b>\$375,000.00</b>		<b>\$4,845.02</b>	<b>\$21,940.36</b>	<b>5.8%</b>
	<b>Total Fixed Income</b>			<b>\$3,400,631.66</b>	<b>\$3,363.62</b>	<b>\$3,463,380.21</b>		<b>-\$62,748.55</b>	<b>\$150,272.65</b>	<b>4.4%</b>

**Real Estate**

<b>Real Estate Private Ownership</b>										
100,000	WICKHAM PARK 1329 WEST MIDDLE TPKE MANCHESTER CT 06040	992067850		\$4,445,642.80 4,445,642.800	\$0.00	\$2,090,000.00 20,900.000		\$2,355,642.80	\$0.00	0.0%
100,000	1632 TOLLAND TPK MANCHESTER CT 06040-1638	992066274		300,000.00 300,000.000	0.00	113,616.00 1,136.160		186,384.00	-24,336.00	-8.1
	<b>Total Real Estate Private Ownership</b>			<b>\$4,745,642.80</b>	<b>\$0.00</b>	<b>\$2,203,616.00</b>		<b>\$2,542,026.80</b>	<b>-\$24,336.00</b>	<b>-0.5%</b>
<b>Public REITS</b>										
1,072.501	COLUMBIA REAL ESTATE EQUITY FUND CLASS Z SHARES	19765P547		\$10,821.54 10.090	\$0.00	\$24,794.39 23.118		-\$13,972.85	\$404.33	3.7%
	<b>Total Public REITS</b>			<b>\$10,821.54</b>	<b>\$0.00</b>	<b>\$24,794.39</b>		<b>-\$13,972.85</b>	<b>\$404.33</b>	<b>3.7%</b>
	<b>Total Real Estate</b>			<b>\$4,756,464.34</b>	<b>\$0.00</b>	<b>\$2,228,410.39</b>		<b>\$2,528,053.95</b>	<b>-\$23,931.67</b>	<b>-0.5%</b>

**Tangible Assets**

<b>Commodities</b>										
30,637.255	PIMCO COMMODITY REALRETURN STRATEGY FUND	722005667		\$253,676.47 8.280	\$0.00	\$250,000.00 8.160		\$3,676.47	\$15,196.08	6.0%
	<b>Total Commodities</b>			<b>\$253,676.47</b>	<b>\$0.00</b>	<b>\$250,000.00</b>		<b>\$3,676.47</b>	<b>\$15,196.08</b>	<b>6.0%</b>

Settlement Date

**Bank of America**



**Portfolio Detail**

**Account:** 42-09-900-8537943 WICKHAM PARK TR

Dec. 01, 2009 through Dec. 31, 2009

Units	Description	CUSIP Sector (2)	Market Value(1)/ Market Price	Accrued Income	Average Unit Cost	Tax Cost/ Average Unit Cost	Unrealized Gain/Loss	Estimated Annual Income	Cur Yld/ YTM
<b>Tangible Assets (cont)</b>									
<b>Commodities (cont)</b>									
<b>Total Tangible Assets</b>			<b>\$253,676.47</b>	<b>\$0.00</b>	<b>\$250,000.00</b>	<b>\$3,676.47</b>	<b>\$15,196.08</b>	<b>6.0%</b>	
<b>Total Portfolio</b>			<b>\$13,685,331.94</b>	<b>\$9,583.03</b>	<b>\$9,653,444.23</b>	<b>\$4,031,887.71</b>	<b>\$242,215.05</b>	<b>1.8%</b>	
Accrued Income			\$9,583.03						
<b>Total</b>			<b>\$13,694,914.97</b>						

**FORM 990-PF - PART IV  
CAPITAL GAINS AND LOSSES FOR TAX ON INVESTMENT INCOME**

Kind of Property		Description				P or D	Date acquired	Date sold
Gross sale price less expenses of sale	Depreciation allowed/ allowable	Cost or other basis	FMV as of 12/31/69	Adj. basis as of 12/31/69	Excess of FMV over adj basis		Gain or (loss)	
		TOTAL SHORT-TERM COMMON TRUST FUND AND PARTNERSHIP, S CORPORATION, AND OTHER ESTATES OR TRUST GAIN OR LOSS					27,246.	
		TOTAL LONG-TERM CAPITAL GAIN DIVIDENDS					14,900.	
		TOTAL LONG-TERM COMMON TRUST FUND AND PARTNERSHIP, S CORPORATION, AND OTHER ESTATES OR TRUST GAIN OR LOSS					-40,413.	
19.00		.92 WELLS FARGO COMPANY PROPERTY TYPE: SECURITIES 255.00					03/11/1999 -236.00	01/21/2009
1,464.00		466. CITIGROUP INC PROPERTY TYPE: SECURITIES 24,316.00					08/15/2000 -22,852.00	02/18/2009
3,142.00		1000. CITIGROUP INC PROPERTY TYPE: SECURITIES 48,636.00					11/16/2000 -45,494.00	02/18/2009
17,296.00		500. LILLY ELI & COMPANY PROPERTY TYPE: SECURITIES 39,525.00					10/11/2001 -22,229.00	02/18/2009
24,376.00		700. MEDTRONIC INC PROPERTY TYPE: SECURITIES 34,357.00					02/04/2002 -9,981.00	02/18/2009
6,964.00		200. MEDTRONIC INC PROPERTY TYPE: SECURITIES 9,034.00					10/31/2002 -2,070.00	02/18/2009
43,945.00		2000. PITNEY BOWES INC PROPERTY TYPE: SECURITIES 40,492.00					07/23/1993 3,453.00	02/18/2009
1,409.00		98.63 WELLS FARGO COMPANY PROPERTY TYPE: SECURITIES 27,305.00					03/11/1999 -25,896.00	02/18/2009

**FORM 990-PF - PART IV  
CAPITAL GAINS AND LOSSES FOR TAX ON INVESTMENT INCOME**

Kind of Property		Description				P or D	Date acquired	Date sold
Gross sale price less expenses of sale	Depreciation allowed/ allowable	Cost or other basis	FMV as of 12/31/69	Adj. basis as of 12/31/69	Excess of FMV over adj basis		Gain or (loss)	
1,991.00		139.37 WELLS FARGO COMPANY PROPERTY TYPE: SECURITIES 37,884.00					03/26/1999	02/18/2009
							-35,893.00	
5,713.00		400. WELLS FARGO COMPANY PROPERTY TYPE: SECURITIES 2,845.00					08/18/1995	02/18/2009
							2,868.00	
15,100.00		400. AUTOMATIC DATA PROCESSING INC PROPERTY TYPE: SECURITIES 20,962.00					08/15/2000	08/11/2009
							-5,862.00	
45,299.00		1200. AUTOMATIC DATA PROCESSING INC PROPERTY TYPE: SECURITIES 24,171.00					03/07/1997	08/11/2009
							21,128.00	
30,199.00		800. AUTOMATIC DATA PROCESSING INC PROPERTY TYPE: SECURITIES 15,351.00					03/25/1997	08/11/2009
							14,848.00	
13,863.00		471.3 BANK NEW YORK MELLON CORP COM PROPERTY TYPE: SECURITIES 17,595.00					10/11/2001	08/11/2009
							-3,732.00	
13,874.00		471.7 BANK NEW YORK MELLON CORP COM PROPERTY TYPE: SECURITIES 12,910.00					11/13/2002	08/11/2009
							964.00	
1,871.00		100. BROADRIDGE FINL SOLUTIONS INC COM PROPERTY TYPE: SECURITIES 2,386.00					08/15/2000	08/11/2009
							-515.00	
5,612.00		300. BROADRIDGE FINL SOLUTIONS INC COM PROPERTY TYPE: SECURITIES 2,751.00					03/07/1997	08/11/2009
							2,861.00	
3,741.00		200. BROADRIDGE FINL SOLUTIONS INC COM PROPERTY TYPE: SECURITIES 1,747.00					03/25/1997	08/11/2009
							1,994.00	
5,361.00		250. CISCO SYSTEMS INCORPORATED PROPERTY TYPE: SECURITIES 18,498.00					04/07/2000	08/11/2009
							-13,137.00	

**FORM 990-PF - PART IV  
CAPITAL GAINS AND LOSSES FOR TAX ON INVESTMENT INCOME**

Kind of Property		Description				P or D	Date acquired	Date sold
Gross sale price less expenses of sale	Depreciation allowed/ allowable	Cost or other basis	FMV as of 12/31/69	Adj. basis as of 12/31/69	Excess of FMV over adj basis		Gain or (loss)	
21,444.00		1000. CISCO SYSTEMS INCORPORATED PROPERTY TYPE: SECURITIES 52,865.00					01/27/2000 -31,421.00	08/11/2009
21,444.00		1000. CISCO SYSTEMS INCORPORATED PROPERTY TYPE: SECURITIES 24,020.00					12/19/2003 -2,576.00	08/11/2009
49,341.00		1000. COCA COLA CO COM PROPERTY TYPE: SECURITIES 61,518.00					03/27/2008 -12,177.00	08/11/2009
124,428.00		1750. COLGATE PALMOLIVE CO PROPERTY TYPE: SECURITIES 8,084.00					09/26/1986 116,344.00	08/11/2009
46,413.00		750. DIAGEO SPONSORED ADR (UK-USD) SEDOL PROPERTY TYPE: SECURITIES 57,625.00					12/06/2006 -11,212.00	08/11/2009
21,659.00		350. DIAGEO SPONSORED ADR (UK-USD) SEDOL PROPERTY TYPE: SECURITIES 20,664.00					06/29/2005 995.00	08/11/2009
24,753.00		400. DIAGEO SPONSORED ADR (UK-USD) SEDOL PROPERTY TYPE: SECURITIES 22,460.00					01/18/2005 2,293.00	08/11/2009
80,895.00		3000. HOME DEPOT INC PROPERTY TYPE: SECURITIES 67,695.00					03/31/1998 13,200.00	08/11/2009
7,335.00		200. MEDTRONIC INC PROPERTY TYPE: SECURITIES 9,034.00					10/31/2002 -1,699.00	08/11/2009
9,169.00		250. MEDTRONIC INC PROPERTY TYPE: SECURITIES 11,095.00					10/11/2001 -1,926.00	08/11/2009
12,836.00		350. MEDTRONIC INC PROPERTY TYPE: SECURITIES 15,383.00					04/04/2002 -2,547.00	08/11/2009

**FORM 990-PF - PART IV  
CAPITAL GAINS AND LOSSES FOR TAX ON INVESTMENT INCOME**

Kind of Property,		Description				P or D	Date acquired	Date sold
Gross sale price less expenses of sale	Depreciation allowed/ allowable	Cost or other basis	FMV as of 12/31/69	Adj. basis as of 12/31/69	Excess of FMV over adj basis		Gain or (loss)	
7,335.00		200. MEDTRONIC INC PROPERTY TYPE: SECURITIES 8,102.00					10/31/2001 -767.00	08/11/2009
103,567.00		2000. ROYAL DUTCH SHELL PLC SPONSORED PROPERTY TYPE: SECURITIES 29,006.00					03/19/1987 74,561.00	08/11/2009
11,468.00		250. ZIMMER HLDGS INC COM PROPERTY TYPE: SECURITIES 21,558.00					06/18/2004 -10,090.00	08/11/2009
11,468.00		250. ZIMMER HLDGS INC COM PROPERTY TYPE: SECURITIES 20,138.00					01/18/2005 -8,670.00	08/11/2009
274,493.00		37368.36 GOVERNMENT CREDIT CTF PROPERTY TYPE: SECURITIES 286,887.00					12/11/1998 -12,394.00	08/14/2009
4,646.00		90. ABBOTT LABORATORIES PROPERTY TYPE: SECURITIES 4,505.00					04/04/2002 141.00	10/16/2009
36,565.00		440. AIR PRODUCTS AND CHEMICALS INC PROPERTY TYPE: SECURITIES 8,623.00					09/22/1993 27,942.00	10/16/2009
54,690.00		1610. AVON PRODUCTS INC PROPERTY TYPE: SECURITIES 51,718.00					08/11/2009 2,972.00	10/16/2009
31,275.00		1110. BB&T CORPORATION PROPERTY TYPE: SECURITIES 12,997.00					12/21/1993 18,278.00	10/16/2009
45,448.00		824. BP AMOCO PLC SPONS ADR (UK/USD) SED PROPERTY TYPE: SECURITIES 14,563.00					08/01/1989 30,885.00	10/16/2009
3,364.00		61. BP AMOCO PLC SPONS ADR (UK/USD) SEDO PROPERTY TYPE: SECURITIES 880.00					01/06/1989 2,484.00	10/16/2009

**FORM 990-PF - PART IV  
CAPITAL GAINS AND LOSSES FOR TAX ON INVESTMENT INCOME**

Kind of Property		Description				P or D	Date acquired	Date sold
Gross sale price less expenses of sale	Depreciation allowed/ allowable	Cost or other basis	FMV as of 12/31/69	Adj. basis as of 12/31/69	Excess of FMV over adj basis		Gain or (loss)	
214,953.00		29205.607			COLUMBIA CONSERVATIVE HIGH YIE PROPERTY TYPE: SECURITIES		04/08/2003	10/16/2009
		250,000.00					-35,047.00	
66,029.00		8971.292			COLUMBIA CONSERVATIVE HIGH YIEL PROPERTY TYPE: SECURITIES		12/06/2002	10/16/2009
		75,000.00					-8,971.00	
26,317.00		895.			DISNEY WALT CO PROPERTY TYPE: SECURITIES		08/11/2009	10/16/2009
		23,648.00					2,669.00	
96,440.00		1325.			EXXON MOBIL CORPORATION PROPERTY TYPE: SECURITIES		11/23/1994	10/16/2009
		20,039.00					76,401.00	
14,244.00		885.			GENERAL ELEC CO PROPERTY TYPE: SECURITIES		05/09/1995	10/16/2009
		8,639.00					5,605.00	
14,373.00		310.			GILEAD SCIENCES INC PROPERTY TYPE: SECURITIES		12/30/2003	10/16/2009
		4,487.00					9,886.00	
37,852.00		815.			J P MORGAN CHASE & CO COM PROPERTY TYPE: SECURITIES		11/14/1994	10/16/2009
		13,369.00					24,483.00	
16,631.00		275.			JOHNSON & JOHNSON PROPERTY TYPE: SECURITIES		06/29/2005	10/16/2009
		18,098.00					-1,467.00	
48,252.00		820.			KIMBERLY CLARK CORP COM PROPERTY TYPE: SECURITIES		08/18/2009	10/16/2009
		47,867.00					385.00	
3,782.00		110.			LILLY ELI & COMPANY PROPERTY TYPE: SECURITIES		10/11/2001	10/16/2009
		8,696.00					-4,914.00	
16,252.00		760.			LOWES COMPANIES INCORPORATED PROPERTY TYPE: SECURITIES		04/03/2006	10/16/2009
		24,342.00					-8,090.00	

**FORM 990-PF - PART IV  
CAPITAL GAINS AND LOSSES FOR TAX ON INVESTMENT INCOME**

Kind of Property		Description				P or D	Date acquired	Date sold
Gross sale price less expenses of sale	Depreciation allowed/ allowable	Cost or other basis	FMV as of 12/31/69	Adj. basis as of 12/31/69	Excess of FMV over adj basis		Gain or (loss)	
49,908.00		1700. MCGRAW HILL INCORPORATED PROPERTY TYPE: SECURITIES 50,677.00				01/27/2000	10/16/2009 -769.00	
38,165.00		1300. MCGRAW HILL INCORPORATED PROPERTY TYPE: SECURITIES 31,766.00				02/29/2000	10/16/2009 6,399.00	
29,358.00		1000. MCGRAW HILL INCORPORATED PROPERTY TYPE: SECURITIES 23,779.00				04/07/2000	10/16/2009 5,579.00	
34,858.00		1005. NORDSTROM INCORPORATED PROPERTY TYPE: SECURITIES 29,471.00				08/11/2009	10/16/2009 5,387.00	
43,600.00		885. NORFOLK SOUTHERN CORP PROPERTY TYPE: SECURITIES 18,274.00				07/23/1993	10/16/2009 25,326.00	
55,121.00		885. PEPSICO INCORPORATED PROPERTY TYPE: SECURITIES 14,953.00				03/10/1994	10/16/2009 40,168.00	
15,767.00		885. PFIZER INC PROPERTY TYPE: SECURITIES 2,158.00				01/06/1989	10/16/2009 13,609.00	
11,094.00		440. PITNEY BOWES INC PROPERTY TYPE: SECURITIES 7,135.00				11/14/1994	10/16/2009 3,959.00	
22,894.00		400. PROCTER & GAMBLE CO COM PROPERTY TYPE: SECURITIES 18,515.00				02/08/2000	10/16/2009 4,379.00	
160,256.00		2800. PROCTER & GAMBLE CO COM PROPERTY TYPE: SECURITIES 49,655.00				05/09/1995	10/16/2009 110,601.00	
39,895.00		575. SCHLUMBERGER LIMITED PROPERTY TYPE: SECURITIES 26,959.00				11/08/2005	10/16/2009 12,936.00	

**FORM 990-PF - PART IV  
CAPITAL GAINS AND LOSSES FOR TAX ON INVESTMENT INCOME**

Kind of Property		Description				P or D	Date acquired	Date sold
Gross sale price less expenses of sale	Depreciation allowed/ allowable	Cost or other basis	FMV as of 12/31/69	Adj basis as of 12/31/69	Excess of FMV over adj basis		Gain or (loss)	
30,907.00		1325. STAPLES INCORPORATED PROPERTY TYPE: SECURITIES 29,527.00				08/11/2009	10/16/2009	
						1,380.00		
15,233.00		200. 3M CO COM PROPERTY TYPE: SECURITIES 10,652.00				10/31/2001	10/16/2009	
						4,581.00		
77,693.00		1200. UNITED TECHNOLOGIES CORP PROPERTY TYPE: SECURITIES 21,036.00				11/12/1997	10/16/2009	
						56,657.00		
8,093.00		125. UNITED TECHNOLOGIES CORP PROPERTY TYPE: SECURITIES 1,172.00				05/09/1995	10/16/2009	
						6,921.00		
28,813.00		550. VULCAN MATERIALS COMPANY PROPERTY TYPE: SECURITIES 8,813.00				11/14/1994	10/16/2009	
						20,000.00		
59,701.00		1985. WELLS FARGO COMPANY PROPERTY TYPE: SECURITIES 14,116.00				08/18/1995	10/16/2009	
						45,585.00		
TOTAL GAIN (LOSS) .....							----- 480,206. =====	



FORM 990PF, PART I - DIVIDENDS AND INTEREST FROM SECURITIES

=====

DESCRIPTION	REVENUE AND EXPENSES PER BOOKS	NET INVESTMENT INCOME	ADJUSTED NET INCOME
DIVIDENDS & INTEREST	307,783.	306,854.	307,783.
TOTAL	307,783.	306,854.	307,783.

FORM 990PF, PART I - OTHER INCOME  
=====

DESCRIPTION -----	REVENUE AND EXPENSES PER BOOKS -----	ADJUSTED NET INCOME -----
FEDERAL REFUNDS	9,052.	9,052.
MISC OTHER INCOME	54,536.	54,536.
TOTALS	63,588. =====	63,588. =====

FORM 990PF, PART I - LEGAL FEES  
=====

DESCRIPTION	REVENUE AND EXPENSES PER BOOKS	NET INVESTMENT INCOME	ADJUSTED NET INCOME	CHARITABLE PURPOSES
LEGAL FEES - PRINCIPAL (ALLOCA	3,721.			3,721.
LEGAL FEES - INCOME (ALLOCABLE	3,721.			3,721.
TOTALS	7,442.	NONE	NONE	7,442.

FORM 990PF, PART I - ACCOUNTING FEES

DESCRIPTION	REVENUE AND EXPENSES PER BOOKS	NET INVESTMENT INCOME	ADJUSTED NET INCOME	CHARITABLE PURPOSES
ACCOUNTING FEES	10,925.	1,393.		9,532.
TOTALS	10,925.	1,393.	NONE	9,532.

FORM 990PF, PART I - OTHER PROFESSIONAL FEES  
=====

DESCRIPTION	REVENUE AND EXPENSES PER BOOKS	CHARITABLE PURPOSES
OTHER PROFESSIONAL	142,244.	142,244.
TOTALS	142,244.	142,244.

FORM 990PF, PART I - TAXES  
=====

DESCRIPTION	REVENUE AND EXPENSES PER BOOKS	NET INVESTMENT INCOME
-----	-----	-----
REAL ESTATE TAXES	7,997.	7,997.
FEDERAL TAXES	3,642.	1,389.
TOTALS	11,639.	9,386.
	=====	=====

FORM 990PF, PART I - OTHER EXPENSES  
=====

DESCRIPTION	REVENUE AND EXPENSES PER BOOKS	NET INVESTMENT INCOME	CHARITABLE PURPOSES
-----	-----	-----	-----
PAYROLL TAXES	120,216.		120,216.
PAYROLL FEES	6,235.		6,235.
INSURANCE	40,915.		40,915.
RESERVATION REFUNDS	2,183.		2,183.
ADVERTISING & PROMO	18,992.		18,992.
BANK CHARGES & OFC	4,879.		4,879.
SUPPLIES	71,636.		71,636.
EVENT SERVICES	3,093.		3,093.
ANIMAL FOOD & EXPENS	5,793.		5,793.
UTILITIES & PHONE	33,028.	3,763.	29,265.
REPAIRS & MAINT	29,874.		29,874.
SECURITY	1,513.		1,513.
FEES	16,613.		16,613.
VEHICLE EXPENSE	22,529.		22,529.
CABIN SUPPLIES	4,856.		4,856.
OUTSIDE PROJ & SUPPL	110,949.		110,949.
OTHER	1,754.		1,754.
	-----	-----	-----
TOTALS	495,058.	3,763.	491,295.
	=====	=====	=====

WICKHAM PARK TR

06-6026059

FORM 990PF, PART II - U.S. AND STATE OBLIGATIONS

=====

DESCRIPTION

-----

SEE ATTACHED STATEMENT

TOTALS

WICKHAM PARK TR

06-6026059

FORM 990PF, PART II - CORPORATE STOCK  
=====

DESCRIPTION  
-----

SEE ATTACHED STATEMENT

TOTALS

WICKHAM PARK TR

06-6026059

FORM 990PF, PART II - OTHER INVESTMENTS

=====

DESCRIPTION	C	OR	F	COST/ FMV
-----				-----

SEE ATTACHED STATEMENT

C

TOTALS

FORM 990PF, PART III - OTHER INCREASES IN NET WORTH OR FUND BALANCES

=====

DESCRIPTION -----	AMOUNT -----
CTF ADJUSTMENT	23,355.
FEEES	1,132.
RETURNS	247.
	-----
TOTAL	24,734.
	=====

FORM 990PF, PART III - OTHER DECREASES IN NET WORTH OR FUND BALANCES  
=====

DESCRIPTION -----	AMOUNT -----
ADJ CARRY VALUE	402,702.
INCOME ADJUSTMENT	4,716.
PAYROLL ADJUSTMENT	140.
FEDERAL REFUNDS	9,052.
	-----
TOTAL	416,610.
	=====

-----  
STATE(S) WHERE THE FOUNDATION IS REGISTERED  
-----  
CT

FORM 990PF, PART VIII - LIST OF OFFICERS, DIRECTORS, AND TRUSTEES

=====

OFFICER NAME:

BANK OF AMERICA

ADDRESS:

777 MAIN STREET

HARTFORD, CT 06115

TITLE:

TRUSTEE

AVERAGE HOURS PER WEEK DEVOTED TO POSITION: 40

COMPENSATION ..... 90,906.

TOTAL COMPENSATION: 90,906.

=====

990PF, PART VIII - COMPENSATION OF THE FIVE HIGHEST PAID EMPLOYEES

=====

EMPLOYEE NAME:  
NONE

990PF, PART VIII- COMPENSATION OF THE FIVE HIGHEST PAID PROFESSIONALS

=====

NAME:  
NONE

RENT AND ROYALTY SUMMARY

=====

PROPERTY	TOTAL INCOME	DEPLETION/ DEPRECIATION	OTHER EXPENSES	ALLOWABLE NET INCOME
-----	-----	-----	-----	-----
1632 TOLLAND TPK MAN	12,000.			12,000.
	-----	-----	-----	-----
TOTALS	12,000.			12,000.
	=====	=====	=====	=====

Settlement Date



**Account Summary**

Dec. 01, 2009 through Dec. 31, 2009

**Account:** 42-09-900-8532392 WICKHAM PARK OPERATION ACCT

**Market Value \$947.54**

Account Activity		YTD Since	
Description	Current Period	01/01/09	
<b>Beginning Market Value</b>	<b>-7,921.43</b>	<b>\$2,050.30</b>	
Income	0.00	6.43	
Deposits	136,052.83	879,280.87	
Disbursements	-126,620.53	-864,909.33	
Bank Fees	-563.33	-15,480.41	
Change in Market Value	0.00	-0.32	
<b>Ending Market Value</b>	<b>\$947.54</b>	<b>\$947.54</b>	
Change in Account Value	8,868.97	-1,102.76	


Realized Gain/Loss Summary			Fiscal
Description	Current Period	YTD	YTD
Short-term	\$0.00	\$0.00	\$0.00
Long-term	0.00	0.00	0.00
<b>Net Total</b>	<b>\$0.00</b>	<b>\$0.00</b>	<b>\$0.00</b>

Income Summary			YTD Since
Description	Current Period	01/01/09	
Dividends - Taxable	\$0.00	\$6.43	
<b>Total Income</b>	<b>\$0.00</b>	<b>\$6.43</b>	

**Portfolio Allocation**

Description	Market Value	Tax Cost	Estimated Annual Income	Current Yield
Cash/Currency	\$946.54	\$946.54	\$0.00	0.0%
Real Estate	1.00	0.00	0.00	0.0
<b>Total Assets</b>	<b>\$947.54</b>	<b>\$946.54</b>	<b>\$0.00</b>	<b>0.0%</b>
<b>Total</b>	<b>\$947.54</b>	<b>\$946.54</b>	<b>\$0.00</b>	

Real Estate 0.1%



Cash/Currency 99.9%

Market Value includes accrued income unless otherwise noted

The amounts shown throughout this statement should not be used in the preparation of tax documents. Detail specifying taxable nature of income will be provided with year-end tax documentation. Please consult your tax advisor

711/3894

2000002 032/185 3/20

0267673 02-007 505 B E

Settlement Date

**Bank of America**



**Portfolio Detail**

**Account:** 42-09-900-8532392 WICKHAM PARK OPERATION ACCT

Dec. 01, 2009 through Dec. 31, 2009

Units	Description	CUSIP Sector (2)	Market Value(1)/ Market Price	Accrued Income	Average Unit Cost	Tax Cost/ Unit Cost	Unrealized Gain/Loss	Estimated Annual Income	Cur Yld/ YTM
<b>Cash/Currency</b>									
946.540	COLUMBIA GOVERNMENT RESERVES CAPITAL CLASS (Income Investment)	19765K779	\$946.54	\$0.00	\$946.54	\$946.54 1.000	\$0.00	\$0.00	0.0%
	<b>Total Cash Equivalents</b>		<b>\$946.54</b>	<b>\$0.00</b>	<b>\$946.54</b>		<b>\$0.00</b>	<b>\$0.00</b>	<b>0.0%</b>
	<b>Total Cash/Currency</b>		<b>\$946.54</b>	<b>\$0.00</b>	<b>\$946.54</b>		<b>\$0.00</b>	<b>\$0.00</b>	<b>0.0%</b>
<b>Real Estate</b>									
100.000	Real Estate Private Ownership BILL PAYING ASSET - WICKHAM PARK 1329 WEST MIDDLE TPKE MANCHESTER CT 06040	992067785	\$1.00 1.000	\$0.00	\$0.00	\$0.00	\$1.00	\$0.00	0.0%
	<b>Total Real Estate Private Ownership</b>		<b>\$1.00</b>	<b>\$0.00</b>	<b>\$0.00</b>		<b>\$1.00</b>	<b>\$0.00</b>	<b>0.0%</b>
	<b>Total Real Estate</b>		<b>\$1.00</b>	<b>\$0.00</b>	<b>\$0.00</b>		<b>\$1.00</b>	<b>\$0.00</b>	<b>0.0%</b>
	<b>Total Portfolio</b>		<b>\$947.54</b>	<b>\$0.00</b>	<b>\$946.54</b>		<b>\$1.00</b>	<b>\$0.00</b>	<b>0.0%</b>
	Accrued Income		\$0.00						
	<b>Total</b>		<b>\$947.54</b>						

(1) Market Value in the Portfolio Detail section does not include Accrued Income

Settlement Date

**Bank of America**



**Account Summary**

Dec. 01, 2009 through Dec. 31, 2009

**Account:** 42-09-900-8532776 WICKHAM PARK TR ACC INC ACT

**Market Value \$254,345.70**


Account Activity		YTD Since	
Description	Current Period	01/01/09	
<b>Beginning Market Value</b>	<b>\$254,345.70</b>	<b>\$253,964.44</b>	
Income	0.00	609.96	
Deposits	87.66	1,132.27	
Bank Fees	-87.66	-1,132.27	
Change in Market Value	0.00	-228.70	
<b>Ending Market Value</b>	<b>\$254,345.70</b>	<b>\$254,345.70</b>	
Change in Account Value	\$0.00	381.26	

Realized Gain/Loss Summary			Fiscal	
Description	Current Period	YTD		
Short-term	\$0.00	\$0.00		
Long-term	0.00	0.00		
<b>Net Total</b>	<b>\$0.00</b>	<b>\$0.00</b>		

Income Summary				YTD Since	
Description	Current Period	01/01/09			
Dividends - Taxable	\$0.00	\$609.96			
<b>Total Income</b>	<b>\$0.00</b>	<b>\$609.96</b>			

**Portfolio Allocation**

Description	Market Value	Tax Cost	Estimated Annual Income	Current Yield
Cash/Currency	\$254,345.70	\$254,345.70	\$0.00	0.0%
<b>Total Assets</b>	<b>\$254,345.70</b>	<b>\$254,345.70</b>	<b>\$0.00</b>	<b>0.0%</b>
<b>Total</b>	<b>\$254,345.70</b>	<b>\$254,345.70</b>	<b>\$0.00</b>	



Cash/Currency 100.0%

Market Value includes accrued income unless otherwise noted

The amounts shown throughout this statement should not be used in the preparation of tax documents. Detail specifying taxable nature of income will be provided with year-end tax documentation. Please consult your tax advisor.

763/3994

3/12

0267725 02-007 505 B E

Settlement Date

**Bank of America**



**Portfolio Detail**

**Account:** 42-09-900-8532776 WICKHAM PARK TR ACC INC ACT

Dec. 01, 2009 through Dec 31, 2009

Units	Description	CUSIP Sector (2)	Market Value(1)/ Market Price	Accrued Income	Average Unit Cost	Tax Cost/ Unit Cost	Unrealized Gain/Loss	Estimated Annual Income	Cur Yld/ YTM
<b>Cash/Currency</b>									
<b>Cash Equivalents</b>									
40,921.380	COLUMBIA GOVERNMENT RESERVES CAPITAL CLASS (Income Investment)	19765K779	\$40,921.38	\$0.00	\$40,921.38 1,000	\$0.00	\$0.00	\$0.00	0.0%
213,424.320	COLUMBIA GOVERNMENT RESERVES CAPITAL CLASS	19765K779	213,424.32	0.00	213,424.32 1,000	0.00	0.00	0.00	0.0
	<b>Total Cash Equivalents</b>		<b>\$254,345.70</b>	<b>\$0.00</b>	<b>\$254,345.70</b>	<b>\$0.00</b>	<b>\$0.00</b>	<b>\$0.00</b>	<b>0.0%</b>
	<b>Total Cash/Currency</b>		<b>\$254,345.70</b>	<b>\$0.00</b>	<b>\$254,345.70</b>	<b>\$0.00</b>	<b>\$0.00</b>	<b>\$0.00</b>	<b>0.0%</b>
	<b>Total Portfolio</b>		<b>\$254,345.70</b>	<b>\$0.00</b>	<b>\$254,345.70</b>	<b>\$0.00</b>	<b>\$0.00</b>	<b>\$0.00</b>	<b>0.0%</b>
	Accrued Income		\$0.00						
	<b>Total</b>		<b>\$254,345.70</b>						

(1) Market Value in the Portfolio Detail section does not include Accrued Income

Wickham Park  
 Cash on Hand, Checking, Savings, & Petty Cash  
 December 31, 2009

Beginning Balance

Cash on Hand		0.00
Checking Account	\$	252.35
Savings Account (4884)	\$	2,716.50
Petty Cash	\$	120.95

Total Beginning Balance: \$ 3,089.80

Receipts:

Deposits in Savings (4884)	\$	505,169.54
Deposits in Savings (5680)	\$	-
Deposits Petty Cash	\$	7,450.00
Deposits Checking Account	\$	3,000.00
<b>Contributions (Admissions)</b>		
Gate Income	\$	181,374.00
Reservation Income	\$	224,815.00
Cabin Rentals	\$	32,926.00
Senior Passes/Season Pass	\$	3,015.00
Events/Programs	\$	-
<b>Gross Profit - Misc</b>		
T-Shirt Sales	\$	16,382.00
Bird Feeders	\$	2,794.00
Binoculars	\$	470.40
<b>Misc - Other Income</b>		
Equipment Rental & Disc Purch	\$	1,148.00
Fines	\$	265.00
Bounced Check Fees	\$	76.00
Refunds & Others	\$	1,082.32
Misc - Concession Fees	\$	2,015.00
Holding Fees	\$	25,400.00
Tent Rentals	\$	7,730.00
Vending	\$	522.72
Donation/Grants	\$	16,297.23

Total Income: \$1,031,932.21

Expenditures:

Bank Service Charges for Savings (4884)	\$	67.00
Bank Service Charges for Checking	\$	78.00
Miscellaneous for Petty Cash	\$	7,469.70
Miscellaneous for Checking	\$	2,763.05
Permits & Licenses Checking	\$	-
Miscellaneous for Savings	\$	1,303.50
Cabin Supplies	\$	-

Subtotal: \$ 11,536.25

Transfer to Petty Cash	\$	-
Transfer to Checking	\$	9,200.46
Transfer to Trust	\$	-
Transfers to Savings (4884)	\$	504,000.00

Subtotal: \$ 513,200.46

Total Expenditures: \$ 524,736.71

Ending Balance 12/31/09:

Checking Account	\$	411.30
Savings Account (4884)	\$	2,484.54
Petty Cash	\$	101.24

Total Ending Balance: \$ 2,997.08 \$ 510,285.30

# Application for Extension of Time To File an Exempt Organization Return

▶ **File a separate application for each return.**

- If you are filing for an **Automatic 3-Month Extension**, complete **only Part I** and check this box  **X**
  - If you are filing for an **Additional (Not Automatic) 3-Month Extension**, complete **only Part II** (on page 2 of this form).
- Do not complete Part II unless** you have already been granted an automatic 3-month extension on a previously filed Form 8868

## Part I Automatic 3-Month Extension of Time. Only submit original (no copies needed).

A corporation required to file Form 990-T and requesting an automatic 6-month extension - check this box and complete Part I only

All other corporations (including 1120-C filers), partnerships, REMICs, and trusts must use Form 7004 to request an extension of time to file income tax returns.

**Electronic Filing (e-file).** Generally, you can electronically file Form 8868 if you want a 3-month automatic extension of time to file one of the returns noted below (6 months for a corporation required to file Form 990-T). However, you cannot file Form 8868 electronically if (1) you want the additional (not automatic) 3-month extension or (2) you file Forms 990-BL, 6069, or 8870, group returns, or a composite or consolidated Form 990-T. Instead, you must submit the fully completed and signed page 2 (Part II) of Form 8868. For more details on the electronic filing of this form, visit [www.irs.gov/efile](http://www.irs.gov/efile) and click on *e-file for Charities & Nonprofits*.

Type or print  File by the due date for filing your return. See instructions	Name of Exempt Organization <b>WICKHAM PARK TR</b>	Employer identification number <b>06-6026059</b>
	Number, street, and room or suite no. If a P.O. box, see instructions. <b>P O BOX 1802</b>	<b>COPY</b>
	City, town or post office, state, and ZIP code. For a foreign address, see instructions. <b>PROVIDENCE, RI 02901-1802</b>	

Check type of return to be filed (file a separate application for each return).

- |                                                 |                                                                   |                                    |
|-------------------------------------------------|-------------------------------------------------------------------|------------------------------------|
| <input type="checkbox"/> Form 990               | <input type="checkbox"/> Form 990-T (corporation)                 | <input type="checkbox"/> Form 4720 |
| <input type="checkbox"/> Form 990-BL            | <input type="checkbox"/> Form 990-T (sec. 401(a) or 408(a) trust) | <input type="checkbox"/> Form 5227 |
| <input type="checkbox"/> Form 990-EZ            | <input type="checkbox"/> Form 990-T (trust other than above)      | <input type="checkbox"/> Form 6069 |
| <input checked="" type="checkbox"/> Form 990-PF | <input type="checkbox"/> Form 1041-A                              | <input type="checkbox"/> Form 8870 |

• The books are in the care of ▶ PRIVATE BANK TAX SERVICES

Telephone No. ▶ (401) 278-6858 FAX No. ▶ 401 278-6895

- If the organization does not have an office or place of business in the United States, check this box
- If this is for a Group Return, enter the organization's four digit Group Exemption Number (GEN) \_\_\_\_\_ . If this is for the whole group, check this box  . If it is for part of the group, check this box  and attach a list with the names and EINs of all members the extension will cover

1 I request an automatic 3-month (6 months for a corporation required to file Form 990-T) extension of time until 08/15, 2010, to file the exempt organization return for the organization named above. The extension is for the organization's return for:

- ▶  calendar year 2009 or
- ▶  tax year beginning \_\_\_\_\_, \_\_\_\_\_, and ending \_\_\_\_\_, \_\_\_\_\_.

2 If this tax year is for less than 12 months, check reason:  Initial return  Final return  Change in accounting period

<b>3a</b> If this application is for Form 990-BL, 990-PF, 990-T, 4720, or 6069, enter the tentative tax, less any nonrefundable credits. See instructions.	<b>3a</b>	\$ 3,557.
<b>b</b> If this application is for Form 990-PF or 990-T, enter any refundable credits and estimated tax payments made. Include any prior year overpayment allowed as a credit	<b>3b</b>	\$ 3,640.
<b>c Balance Due.</b> Subtract line 3b from line 3a. Include your payment with this form, or, if required, deposit with FTD coupon or, if required, by using EFTPS (Electronic Federal Tax Payment System). See instructions.	<b>3c</b>	\$

**Caution.** If you are going to make an electronic fund withdrawal with this Form 8868, see Form 8453-EO and Form 8879-EO for payment instructions.

For Privacy Act and Paperwork Reduction Act Notice, see Instructions.