



See a Social Security Number? Say Something!  
Report Privacy Problems to <https://public.resource.org/privacy>  
Or call the IRS Identity Theft Hotline at 1-800-908-4490





Form **990-PF**

**Return of Private Foundation**  
or Section 4947(a)(1) Nonexempt Charitable Trust  
Treated as a Private Foundation

OMB No 1545-0052

**2009**

Department of the Treasury  
Internal Revenue Service

Note: The foundation may be able to use a copy of this return to satisfy state reporting requirements

For calendar year **2009**, or tax year beginning **2009**, and ending **20**

G Check all that apply:  Initial return  Initial return of a former public charity  Final return  
 Amended return  Address change  Name change

Name of foundation: **DAYTON AB-VARIOUS CHARITIES**

Number and street (or P O box number if mail is not delivered to street address): **P O BOX 1802**

Room/suite: **PROVIDENCE, RI 02901-1802**

City or town, state, and ZIP code: **PROVIDENCE, RI 02901-1802**

A Employer identification number: **06-6024833**

B Telephone number (see page 10 of the instructions): **( ) -**

C If exemption application is pending, check here

D 1 Foreign organizations, check here   
2 Foreign organizations meeting the 85% test, check here and attach computation

E If private foundation status was terminated under section 507(b)(1)(A), check here

F If the foundation is in a 60-month termination under section 507(b)(1)(B), check here

H Check type of organization:  Section 501(c)(3) exempt private foundation  
 Section 4947(a)(1) nonexempt charitable trust  Other taxable private foundation

I Fair market value of all assets at end of year (from Part II, col. (c), line 16) **\$ 1,451,617.**


J Accounting method:  Cash  Accrual  
 Other (specify) \_\_\_\_\_  
(Part I, column (d) must be on cash basis.)

Part I Analysis of Revenue and Expenses (The total of amounts in columns (b), (c), and (d) may not necessarily equal the amounts in column (a) (see page 11 of the instructions))		(a) Revenue and expenses per books	(b) Net investment income	(c) Adjusted net income	(d) Disbursements for charitable purposes (cash basis only)
1	Contributions, gifts, grants, etc., received (attach schedule)				
2	Check <input checked="" type="checkbox"/> if the foundation is not required to attach Sch. B.				
3	Interest on savings and temporary cash investments				
4	Dividends and interest from securities	33,721.	33,559.		STMT 1
5a	Gross rents				
b	Net rental income or (loss)				
6a	Net gain or (loss) from sale of assets not on line 10	-279,815.			
b	Gross sales price for all assets on line 6a	857,665.			
7	Capital gain net income (from Part IV, line 2)				
8	Net short-term capital gain				
9	Income modifications				
10a	Gross sales less returns and allowances				
b	Less Cost of goods sold				
c	Gross profit or (loss) attach schedule				
11	Other income (attach schedule)				
12	Total. Add lines 1 through 11	-246,094.	33,559.		
13	Compensation of officers, directors, trustees, etc.	11,247.	6,748.		4,499.
14	Other employee salaries and wages				
15	Pension plans, employee benefits				
16a	Legal fees (attach schedule) STMT 2	350.	NONE	NONE	350.
b	Accounting fees (attach schedule) STMT 3	890.	NONE	NONE	890.
c	Other professional fees (attach schedule)				
17	Interest				
18	Taxes (attach schedule) (see page 14 of the instructions) STMT 4	1,469.	419.		
19	Depreciation (attach schedule) and depletion				
20	Occupancy				
21	Travel, conferences, and meetings				
22	Printing and publications				
23	Other expenses (attach schedule)				
24	Total operating and administrative expenses. Add lines 13 through 23	13,956.	7,167.	NONE	5,739.
25	Contributions, gifts, grants paid	49,218.			49,218.
26	Total expenses and disbursements. Add lines 24 and 25	63,174.	7,167.	NONE	54,957.
27	Subtract line 26 from line 12				
a	Excess of revenue over expenses and disbursements	-309,268.			
b	Net investment income (if negative, enter -0-)		26,392.		
c	Adjusted net income (if negative, enter -0-)				

ENVELOPE POSTMARK DATE MAR 19 2010

SCANNED MAR 26 2010 Revenue

Operating and Administrative Expenses



P2



Part II Balance Sheets		Attached schedules and amounts in the description column should be for end-of-year amounts only (See instructions)		
		Beginning of year	End of year	
		(a) Book Value	(b) Book Value	(c) Fair Market Value
Assets	1 Cash - non-interest-bearing . . . . .	NONE	NONE	
	2 Savings and temporary cash investments . . . . .	80,603.	32,259.	32,259.
	3 Accounts receivable ▶ Less: allowance for doubtful accounts ▶			
	4 Pledges receivable ▶ Less: allowance for doubtful accounts ▶			
	5 Grants receivable . . . . .			
	6 Receivables due from officers, directors, trustees, and other disqualified persons (attach schedule) (see page 16 of the instructions)			
	7 Other notes and loans receivable (attach schedule) ▶ *		* NONE	
	Less: allowance for doubtful accounts ▶	NONE	NONE	NONE
	8 Inventories for sale or use . . . . .			
	9 Prepaid expenses and deferred charges . . . . .			
	10 a Investments - U S and state government obligations (attach schedule) . . . . .	NONE	NONE	NONE
	b Investments - corporate stock (attach schedule) . . . . .	1,548,318.	1,287,651.	1,419,358.
	c Investments - corporate bonds (attach schedule) . . . . .	NONE	NONE	NONE
	11 Investments - land, buildings, and equipment basis Less: accumulated depreciation (attach schedule) ▶	NONE	NONE	
	12 Investments - mortgage loans . . . . .	NONE	NONE	
	13 Investments - other (attach schedule) . . . . .	NONE	NONE	NONE
14 Land, buildings, and equipment basis Less: accumulated depreciation (attach schedule) ▶				
15 Other assets (describe ▶ )	NONE	NONE	NONE	
16 <b>Total assets</b> (to be completed by all filers - see the instructions. Also, see page 1, item I) . . . . .	1,628,921.	1,319,910.	1,451,617.	
Liabilities	17 Accounts payable and accrued expenses . . . . .			
	18 Grants payable . . . . .			
	19 Deferred revenue . . . . .			
	20 Loans from officers, directors, trustees, and other disqualified persons . . . . .			
	21 Mortgages and other notes payable (attach schedule) . . . . .			
	22 Other liabilities (describe ▶ )			
	23 <b>Total liabilities</b> (add lines 17 through 22) . . . . .			
Net Assets or Fund Balances	<b>Foundations that follow SFAS 117, check here ▶</b> <input type="checkbox"/>			
	<b>and complete lines 24 through 26 and lines 30 and 31.</b>			
	24 Unrestricted . . . . .			
	25 Temporarily restricted . . . . .			
	26 Permanently restricted . . . . .			
	<b>Foundations that do not follow SFAS 117, check here and complete lines 27 through 31.</b> ▶ <input checked="" type="checkbox"/>			
	27 Capital stock, trust principal, or current funds . . . . .	1,628,921.	1,319,910.	
28 Paid-in or capital surplus, or land, bldg, and equipment fund . . . . .				
29 Retained earnings, accumulated income, endowment, or other funds . . . . .	NONE	NONE		
30 <b>Total net assets or fund balances</b> (see page 17 of the instructions) . . . . .	1,628,921.	1,319,910.		
31 <b>Total liabilities and net assets/fund balances</b> (see page 17 of the instructions) . . . . .	1,628,921.	1,319,910.		

Part III Analysis of Changes in Net Assets or Fund Balances		
1 Total net assets or fund balances at beginning of year - Part II, column (a), line 30 (must agree with end-of-year figure reported on prior year's return) . . . . .	1	1,628,921.
2 Enter amount from Part I, line 27a . . . . .	2	-309,268.
3 Other increases not included in line 2 (itemize) ▶ SEE STATEMENT 5 . . . . .	3	494.
4 Add lines 1, 2, and 3 . . . . .	4	1,320,147.
5 Decreases not included in line 2 (itemize) ▶ SEE STATEMENT 6 . . . . .	5	237.
6 Total net assets or fund balances at end of year (line 4 minus line 5) - Part II, column (b), line 30 . . . . .	6	1,319,910.



**Part IV Capital Gains and Losses for Tax on Investment Income**

(a) List and describe the kind(s) of property sold (e.g., real estate, 2-story brick warehouse; or common stock, 200 shs MLC Co)		(b) How acquired P-Purchase D-Donation	(c) Date acquired (mo., day, yr)	(d) Date sold (mo., day, yr)
1a SEE PART IV DETAIL				
b				
c				
d				
e				
(e) Gross sales price	(f) Depreciation allowed (or allowable)	(g) Cost or other basis plus expense of sale	(h) Gain or (loss) (e) plus (f) minus (g)	
a				
b				
c				
d				
e				
Complete only for assets showing gain in column (h) and owned by the foundation on 12/31/69			(l) Gains (Col. (h) gain minus col (k), but not less than -0-) or Losses (from col. (h))	
(i) FMV as of 12/31/69	(j) Adjusted basis as of 12/31/69	(k) Excess of col (i) over col (j), if any		
a				
b				
c				
d				
e				
2 Capital gain net income or (net capital loss) . . . . .		{ If gain, also enter in Part I, line 7 If (loss), enter -0- in Part I, line 7 }	2	-279,815.
3 Net short-term capital gain or (loss) as defined in sections 1222(5) and (6): If gain, also enter in Part I, line 8, column (c) (see pages 13 and 17 of the instructions). If (loss), enter -0- in Part I, line 8. . . . .			}	3

**Part V Qualification Under Section 4940(e) for Reduced Tax on Net Investment Income**

(For optional use by domestic private foundations subject to the section 4940(a) tax on net investment income.)

If section 4940(d)(2) applies, leave this part blank.

Was the foundation liable for the section 4942 tax on the distributable amount of any year in the base period? . . . .  Yes  No  
 If "Yes," the foundation does not qualify under section 4940(e). Do not complete this part.

1 Enter the appropriate amount in each column for each year; see page 18 of the instructions before making any entries.

(a) Base period years Calendar year (or tax year beginning in)	(b) Adjusted qualifying distributions	(c) Net value of noncharitable-use assets	(d) Distribution ratio (col (b) divided by col (c))
2008	67,417.	1,482,202.	0.04548435368
2007			
2006			
2005			
2004			
2 Total of line 1, column (d) . . . . .			2 0.04548435368
3 Average distribution ratio for the 5-year base period - divide the total on line 2 by 5, or by the number of years the foundation has been in existence if less than 5 years . . . . .			3 0.04548435368
4 Enter the net value of noncharitable-use assets for 2009 from Part X, line 5 . . . . .			4 1,288,219.
5 Multiply line 4 by line 3 . . . . .			5 58,594.
6 Enter 1% of net investment income (1% of Part I, line 27b) . . . . .			6 264.
7 Add lines 5 and 6 . . . . .			7 58,858.
8 Enter qualifying distributions from Part XII, line 4 . . . . . If line 8 is equal to or greater than line 7, check the box in Part VI, line 1b, and complete that part using a 1% tax rate. See the Part VI instructions on page 18.			8 54,957.



Part VI Excise Tax Based on Investment Income (Section 4940(a), 4940(b), 4940(e), or 4948 - see page 18 of the instructions)

Table with 11 rows for excise tax calculations. Includes categories like 'Exempt operating foundations', 'Domestic foundations', 'Tax under section 511', and 'Credits/Payments'. Total amount owed is 254, refunded 254.

Part VII-A Statements Regarding Activities

Table with 10 rows of activity statements. Columns include question number, 'Yes', and 'No'. Questions cover political activities, tax on political expenditures, and reporting requirements. 'No' is marked with 'X' for most items.

Part VII-A Statements Regarding Activities (continued)

11	At any time during the year, did the foundation, directly or indirectly, own a controlled entity within the meaning of section 512(b)(13)? If "Yes," attach schedule (see page 20 of the instructions) . . . . .	11		X
12	Did the foundation acquire a direct or indirect interest in any applicable insurance contract before August 17, 2008? . . . . .	12		X
13	Did the foundation comply with the public inspection requirements for its annual returns and exemption application? . . . . .	13	X	

Website address  N/A

14 The books are in care of  PRIVATE BANK TAX SERVICES Telephone no  (401) 278-6867  
 Located at  P.O. BOX 1802, PROVIDENCE, RI ZIP + 4  02901-1802

15 Section 4947(a)(1) nonexempt charitable trusts filing Form 990-PF in lieu of Form 1041 - Check here  and enter the amount of tax-exempt interest received or accrued during the year  15

Part VII-B Statements Regarding Activities for Which Form 4720 May Be Required

File Form 4720 if any item is checked in the "Yes" column, unless an exception applies.

		Yes	No
1a	During the year did the foundation (either directly or indirectly):		
(1)	Engage in the sale or exchange, or leasing of property with a disqualified person? <input type="checkbox"/> Yes <input checked="" type="checkbox"/> No		
(2)	Borrow money from, lend money to, or otherwise extend credit to (or accept it from) a disqualified person? <input type="checkbox"/> Yes <input checked="" type="checkbox"/> No		
(3)	Furnish goods, services, or facilities to (or accept them from) a disqualified person? <input type="checkbox"/> Yes <input checked="" type="checkbox"/> No		
(4)	Pay compensation to, or pay or reimburse the expenses of, a disqualified person? <input checked="" type="checkbox"/> Yes <input type="checkbox"/> No		
(5)	Transfer any income or assets to a disqualified person (or make any of either available for the benefit or use of a disqualified person)? <input type="checkbox"/> Yes <input checked="" type="checkbox"/> No		
(6)	Agree to pay money or property to a government official? (Exception. Check "No" if the foundation agreed to make a grant to or to employ the official for a period after termination of government service, if terminating within 90 days.) <input type="checkbox"/> Yes <input checked="" type="checkbox"/> No		
b	If any answer is "Yes" to 1a(1)-(6), did any of the acts fail to qualify under the exceptions described in Regulations section 53.4941(d)-3 or in a current notice regarding disaster assistance (see page 20 of the instructions)? <input type="checkbox"/> Organizations relying on a current notice regarding disaster assistance check here <input type="checkbox"/>	1b	
c	Did the foundation engage in a prior year in any of the acts described in 1a, other than excepted acts, that were not corrected before the first day of the tax year beginning in 2009? . . . . .	1c	X
2	Taxes on failure to distribute income (section 4942) (does not apply for years the foundation was a private operating foundation defined in section 4942(j)(3) or 4942(j)(5))		
a	At the end of tax year 2009, did the foundation have any undistributed income (lines 6d and 6e, Part XIII) for tax year(s) beginning before 2009? <input type="checkbox"/> Yes <input checked="" type="checkbox"/> No If "Yes," list the years <input type="checkbox"/>		
b	Are there any years listed in 2a for which the foundation is not applying the provisions of section 4942(a)(2) (relating to incorrect valuation of assets) to the year's undistributed income? (If applying section 4942(a)(2) to all years listed, answer "No" and attach statement - see page 20 of the instructions.) . . . . .	2b	
c	If the provisions of section 4942(a)(2) are being applied to any of the years listed in 2a, list the years here <input type="checkbox"/>		
3a	Did the foundation hold more than a 2% direct or indirect interest in any business enterprise at any time during the year? <input type="checkbox"/> Yes <input checked="" type="checkbox"/> No		
b	If "Yes," did it have excess business holdings in 2009 as a result of (1) any purchase by the foundation or disqualified persons after May 26, 1969; (2) the lapse of the 5-year period (or longer period approved by the Commissioner under section 4943(c)(7)) to dispose of holdings acquired by gift or bequest, or (3) the lapse of the 10-, 15-, or 20-year first phase holding period? (Use Schedule C, Form 4720, to determine if the foundation had excess business holdings in 2009) . . . . .	3b	
4a	Did the foundation invest during the year any amount in a manner that would jeopardize its charitable purposes? . . . . .	4a	X
b	Did the foundation make any investment in a prior year (but after December 31, 1969) that could jeopardize its charitable purpose that had not been removed from jeopardy before the first day of the tax year beginning in 2009? . . . . .	4b	X



**Part VII-B Statements Regarding Activities for Which Form 4720 May Be Required (continued)**

**5a** During the year did the foundation pay or incur any amount to:

(1) Carry on propaganda, or otherwise attempt to influence legislation (section 4945(e))?  Yes  No

(2) Influence the outcome of any specific public election (see section 4955), or to carry on, directly or indirectly, any voter registration drive?  Yes  No

(3) Provide a grant to an individual for travel, study, or other similar purposes?  Yes  No

(4) Provide a grant to an organization other than a charitable, etc., organization described in section 509(a)(1), (2), or (3), or section 4940(d)(2)? (see page 22 of the instructions)  Yes  No

(5) Provide for any purpose other than religious, charitable, scientific, literary, or educational purposes, or for the prevention of cruelty to children or animals?  Yes  No

**b** If any answer is "Yes" to 5a(1)-(5), did any of the transactions fail to qualify under the exceptions described in Regulations section 53.4945 or in a current notice regarding disaster assistance (see page 22 of the instructions)? **5b**

Organizations relying on a current notice regarding disaster assistance check here

**c** If the answer is "Yes" to question 5a(4), does the foundation claim exemption from the tax because it maintained expenditure responsibility for the grant?  Yes  No

If "Yes," attach the statement required by Regulations section 53.4945-5(d).

**6a** Did the foundation, during the year, receive any funds, directly or indirectly, to pay premiums on a personal benefit contract?  Yes  No

**b** Did the foundation, during the year, pay premiums, directly or indirectly, on a personal benefit contract? **6b**  X

If "Yes" to 6b, file Form 8870.

**7a** At any time during the tax year, was the foundation a party to a prohibited tax shelter transaction?  Yes  No

**b** If yes, did the foundation receive any proceeds or have any net income attributable to the transaction? **7b**

**Part VIII Information About Officers, Directors, Trustees, Foundation Managers, Highly Paid Employees, and Contractors**

**1 List all officers, directors, trustees, foundation managers and their compensation (see page 22 of the instructions).**

(a) Name and address	(b) Title, and average hours per week devoted to position	(c) Compensation (if not paid, enter -0-)	(d) Contributions to employee benefit plans and deferred compensation	(e) Expense account, other allowances
SEE STATEMENT 8		11,247.	-0-	-0-

**2 Compensation of five highest-paid employees (other than those included on line 1 - see page 23 of the instructions). If none, enter "NONE."**

(a) Name and address of each employee paid more than \$50,000	(b) Title, and average hours per week devoted to position	(c) Compensation	(d) Contributions to employee benefit plans and deferred compensation	(e) Expense account, other allowances
NONE		NONE	NONE	NONE

**Total number of other employees paid over \$50,000**  NONE



**Part VIII Information About Officers, Directors, Trustees, Foundation Managers, Highly Paid Employees, and Contractors** (continued)

**3 Five highest-paid independent contractors for professional services** (see page 23 of the instructions). If none, enter "NONE."

(a) Name and address of each person paid more than \$50,000	(b) Type of service	(c) Compensation
NONE		NONE

**Total** number of others receiving over \$50,000 for professional services . . . . . **NONE**

**Part IX-A Summary of Direct Charitable Activities**

List the foundation's four largest direct charitable activities during the tax year. Include relevant statistical information such as the number of organizations and other beneficiaries served, conferences convened, research papers produced, etc	Expenses
1 NONE	
2	
3	
4	

**Part IX-B Summary of Program-Related Investments** (see page 23 of the instructions)

Describe the two largest program-related investments made by the foundation during the tax year on lines 1 and 2	Amount
1 NONE	
2	
All other program-related investments See page 24 of the instructions	
3 NONE	
<b>Total.</b> Add lines 1 through 3 . . . . .	



**Part X Minimum Investment Return** (All domestic foundations must complete this part. Foreign foundations, see page 24 of the instructions.)

<b>1</b>	Fair market value of assets not used (or held for use) directly in carrying out charitable, etc., purposes:		
<b>a</b>	Average monthly fair market value of securities	<b>1a</b>	1,270,248.
<b>b</b>	Average of monthly cash balances	<b>1b</b>	37,589.
<b>c</b>	Fair market value of all other assets (see page 24 of the instructions)	<b>1c</b>	NONE
<b>d</b>	<b>Total</b> (add lines 1a, b, and c)	<b>1d</b>	1,307,837.
<b>e</b>	Reduction claimed for blockage or other factors reported on lines 1a and 1c (attach detailed explanation)	<b>1e</b>	
<b>2</b>	Acquisition indebtedness applicable to line 1 assets	<b>2</b>	NONE
<b>3</b>	Subtract line 2 from line 1d	<b>3</b>	1,307,837.
<b>4</b>	Cash deemed held for charitable activities. Enter 1 1/2% of line 3 (for greater amount, see page 25 of the instructions)	<b>4</b>	19,618.
<b>5</b>	<b>Net value of noncharitable-use assets.</b> Subtract line 4 from line 3. Enter here and on Part V, line 4	<b>5</b>	1,288,219.
<b>6</b>	<b>Minimum investment return.</b> Enter 5% of line 5	<b>6</b>	64,411.

**Part XI Distributable Amount** (see page 25 of the instructions) (Section 4942(j)(3) and (j)(5) private operating foundations and certain foreign organizations check here  and do not complete this part.)

<b>1</b>	Minimum investment return from Part X, line 6	<b>1</b>	64,411.
<b>2a</b>	Tax on investment income for 2009 from Part VI, line 5	<b>2a</b>	528.
<b>b</b>	Income tax for 2009. (This does not include the tax from Part VI.)	<b>2b</b>	
<b>c</b>	Add lines 2a and 2b	<b>2c</b>	528.
<b>3</b>	Distributable amount before adjustments. Subtract line 2c from line 1	<b>3</b>	63,883.
<b>4</b>	Recoveries of amounts treated as qualifying distributions	<b>4</b>	NONE
<b>5</b>	Add lines 3 and 4	<b>5</b>	63,883.
<b>6</b>	Deduction from distributable amount (see page 25 of the instructions)	<b>6</b>	NONE
<b>7</b>	<b>Distributable amount</b> as adjusted Subtract line 6 from line 5. Enter here and on Part XIII, line 1	<b>7</b>	63,883.

**Part XII Qualifying Distributions** (see page 25 of the instructions)

<b>1</b>	Amounts paid (including administrative expenses) to accomplish charitable, etc., purposes:		
<b>a</b>	Expenses, contributions, gifts, etc. - total from Part I, column (d), line 26	<b>1a</b>	54,957.
<b>b</b>	Program-related investments - total from Part IX-B	<b>1b</b>	
<b>2</b>	Amounts paid to acquire assets used (or held for use) directly in carrying out charitable, etc., purposes	<b>2</b>	NONE
<b>3</b>	Amounts set aside for specific charitable projects that satisfy the:		
<b>a</b>	Suitability test (prior IRS approval required)	<b>3a</b>	NONE
<b>b</b>	Cash distribution test (attach the required schedule)	<b>3b</b>	NONE
<b>4</b>	<b>Qualifying distributions.</b> Add lines 1a through 3b Enter here and on Part V, line 8, and Part XIII, line 4	<b>4</b>	54,957.
<b>5</b>	Foundations that qualify under section 4940(e) for the reduced rate of tax on net investment income. Enter 1% of Part I, line 27b (see page 26 of the instructions)	<b>5</b>	N/A
<b>6</b>	<b>Adjusted qualifying distributions.</b> Subtract line 5 from line 4	<b>6</b>	54,957.

**Note:** The amount on line 6 will be used in Part V, column (b), in subsequent years when calculating whether the foundation qualifies for the section 4940(e) reduction of tax in those years.

**Part XIII Undistributed Income** (see page 26 of the instructions)

	(a) Corpus	(b) Years prior to 2008	(c) 2008	(d) 2009
1 Distributable amount for 2009 from Part XI, line 7 . . . . .				63,883.
2 Undistributed income, if any, as of the end of 2009				
a Enter amount for 2008 only . . . . .			5,911.	
b Total for prior years 20 07, 20 , 20 . . . . .		NONE		
3 Excess distributions carryover, if any, to 2009				
a From 2004 . . . . .	NONE			
b From 2005 . . . . .	NONE			
c From 2006 . . . . .	NONE			
d From 2007 . . . . .	NONE			
e From 2008 . . . . .	NONE			
f Total of lines 3a through e . . . . .	NONE			
4 Qualifying distributions for 2009 from Part XII, line 4 ▶ \$ 54,957.				
a Applied to 2008, but not more than line 2a . . . . .			5,911.	
b Applied to undistributed income of prior years (Election required - see page 26 of the instructions) . . . . .		NONE		
c Treated as distributions out of corpus (Election required - see page 26 of the instructions) . . . . .	NONE			
d Applied to 2009 distributable amount . . . . .				49,046.
e Remaining amount distributed out of corpus . . . . .	NONE			
5 Excess distributions carryover applied to 2009 . . . . . (If an amount appears in column (d), the same amount must be shown in column (a) )	NONE			NONE
6 Enter the net total of each column as indicated below:				
a Corpus. Add lines 3f, 4c, and 4e Subtract line 5 . . . . .	NONE			
b Prior years' undistributed income. Subtract line 4b from line 2b . . . . .		NONE		
c Enter the amount of prior years' undistributed income for which a notice of deficiency has been issued, or on which the section 4942(a) tax has been previously assessed . . . . .		NONE		
d Subtract line 6c from line 6b Taxable amount - see page 27 of the instructions . . . . .		NONE		
e Undistributed income for 2008. Subtract line 4a from line 2a. Taxable amount - see page 27 of the instructions . . . . .				
f Undistributed income for 2009 Subtract lines 4d and 5 from line 1 This amount must be distributed in 2010. . . . .				14,837.
7 Amounts treated as distributions out of corpus to satisfy requirements imposed by section 170(b)(1)(F) or 4942(g)(3) (see page 27 of the instructions) . . . . .	NONE			
8 Excess distributions carryover from 2004 not applied on line 5 or line 7 (see page 27 of the instructions) . . . . .	NONE			
9 Excess distributions carryover to 2010. Subtract lines 7 and 8 from line 6a . . . . .	NONE			
10 Analysis of line 9				
a Excess from 2005 . . . . .	NONE			
b Excess from 2006 . . . . .	NONE			
c Excess from 2007 . . . . .	NONE			
d Excess from 2008 . . . . .	NONE			
e Excess from 2009 . . . . .	NONE			



Part XIV Private Operating Foundations (see page 27 of the instructions and Part VII-A, question 9) NOT APPLICABLE

1a If the foundation has received a ruling or determination letter that it is a private operating foundation, and the ruling is effective for 2009, enter the date of the ruling

b Check box to indicate whether the foundation is a private operating foundation described in section 4942(j)(3) or 4942(j)(5)

Table with 5 columns: (a) 2009, (b) 2008, (c) 2007, (d) 2006, (e) Total. Rows include 2a (Adjusted net income), 2b (85% of line 2a), 2c (Qualifying distributions), 2d (Amounts included in line 2c), 2e (Qualifying distributions made directly for active conduct), 3 (Alternative tests: Assets, Endowment, Support).

Part XV Supplementary Information (Complete this part only if the foundation had \$5,000 or more in assets at any time during the year - see page 28 of the instructions.)

1 Information Regarding Foundation Managers:

a List any managers of the foundation who have contributed more than 2% of the total contributions received by the foundation before the close of any tax year (but only if they have contributed more than \$5,000).

N/A

b List any managers of the foundation who own 10% or more of the stock of a corporation (or an equally large portion of the ownership of a partnership or other entity) of which the foundation has a 10% or greater interest.

N/A

2 Information Regarding Contribution, Grant, Gift, Loan, Scholarship, etc., Programs:

Check here [X] if the foundation only makes contributions to preselected charitable organizations and does not accept unsolicited requests for funds.

a The name, address, and telephone number of the person to whom applications should be addressed

b The form in which applications should be submitted and information and materials they should include

c Any submission deadlines:

d Any restrictions or limitations on awards, such as by geographical areas, charitable fields, kinds of institutions, or other factors:



**Part XV** Supplementary Information (continued)

**3 Grants and Contributions Paid During the Year or Approved for Future Payment**

Recipient Name and address (home or business)	If recipient is an individual, show any relationship to any foundation manager or substantial contributor	Foundation status of recipient	Purpose of grant or contribution	Amount
<p><b>a</b> <i>Paid during the year</i></p> <p>SEE STATEMENT 11</p>				
<b>Total . . . . .</b>				<b>▶ 3a</b> 49,218.
<b>b</b> <i>Approved for future payment</i>				
<b>Total . . . . .</b>				<b>▶ 3b</b>







**FORM 990-PF - PART IV  
CAPITAL GAINS AND LOSSES FOR TAX ON INVESTMENT INCOME**

Kind of Property		Description				P or D	Date acquired	Date sold
Gross sale price less expenses of sale	Depreciation allowed/ allowable	Cost or other basis	FMV as of 12/31/69	Adj. basis as of 12/31/69	Excess of FMV over adj basis		Gain or (loss)	
		TOTAL LONG-TERM CAPITAL GAIN DIVIDENDS					539.	
1,500.00		262.697 CMG HIGH YIELD FUND PROPERTY TYPE: SECURITIES 2,128.00					12/01/2003 -628.00	03/18/2009
54,200.00		5387.674 COLUMBIA CORE BOND FUND CLASS Z PROPERTY TYPE: SECURITIES 57,540.00					03/23/2005 -3,340.00	03/18/2009
49,740.00		7759.699 CMG HIGH YIELD FUND PROPERTY TYPE: SECURITIES 62,854.00					12/01/2003 -13,114.00	07/16/2009
6,973.00		979.366 CMG INTERNATIONAL STOCK FUND PROPERTY TYPE: SECURITIES 12,967.00					12/29/2006 -5,994.00	07/16/2009
6,502.00		913.242 CMG INTERNATIONAL STOCK FUND PROPERTY TYPE: SECURITIES 12,000.00					12/27/2005 -5,498.00	07/16/2009
20,906.00		2936.242 CMG INTERNATIONAL STOCK FUND PROPERTY TYPE: SECURITIES 35,000.00					12/21/2007 -14,094.00	07/16/2009
77,865.00		10936.133 CMG INTERNATIONAL STOCK FUND PROPERTY TYPE: SECURITIES 125,000.00					11/25/2003 -47,135.00	07/16/2009
16,319.00		2292.052 CMG INTERNATIONAL STOCK FUND PROPERTY TYPE: SECURITIES 12,400.00					03/18/2009 3,919.00	07/16/2009
8,609.00		1023.622 CMG LARGE CAP GROWTH FUND PROPERTY TYPE: SECURITIES 13,000.00					12/21/2007 -4,391.00	07/16/2009
21,163.00		2516.392 CMG LARGE CAP GROWTH FUND PROPERTY TYPE: SECURITIES 27,907.00					03/30/2005 -6,744.00	07/16/2009



**FORM 990-PF - PART IV  
CAPITAL GAINS AND LOSSES FOR TAX ON INVESTMENT INCOME**

Kind of Property		Description				P or D	Date acquired	Date sold
Gross sale price less expenses of sale	Depreciation allowed/ allowable	Cost or other basis	FMV as of 12/31/69	Adj basis as of 12/31/69	Excess of FMV over adj basis		Gain or (loss)	
220,456.00		26213.592					11/24/2003	07/16/2009
		270,000.00					-49,544.00	
		135.714					03/18/2009	07/16/2009
1,141.00		950.00					191.00	
		1853.205					12/27/2005	07/16/2009
13,047.00		20,830.00					-7,783.00	
		1174.345					12/21/2007	07/16/2009
8,267.00		13,000.00					-4,733.00	
		26548.673					11/24/2003	07/16/2009
186,903.00		270,000.00					-83,097.00	
		5412.541					03/18/2009	07/16/2009
38,104.00		32,800.00					5,304.00	
		281.096					03/30/2005	07/16/2009
2,572.00		3,570.00					-998.00	
		2933.78					11/25/2003	07/16/2009
26,844.00		35,000.00					-8,156.00	
		704.042					03/18/2009	07/16/2009
6,442.00		5,400.00					1,042.00	
		1268.499					09/06/2006	07/16/2009
9,793.00		18,000.00					-8,207.00	
		2140.655					11/25/2003	07/16/2009
16,526.00		25,003.00					-8,477.00	



**FORM 990-PF - PART IV  
CAPITAL GAINS AND LOSSES FOR TAX ON INVESTMENT INCOME**

Kind of Property		Description				P or D	Date acquired	Date sold
Gross sale price less expenses of sale	Depreciation allowed/ allowable	Cost or other basis	FMV as of 12/31/69	Adj basis as of 12/31/69	Excess of FMV over adj basis		Gain or (loss)	
11,116.00		1439.873				03/18/2009	07/16/2009	
		CMG MID CAP VALUE FUND						
		PROPERTY TYPE: SECURITIES						
		9,100.00				2,016.00		
4,482.00		576.784				12/29/2006	07/16/2009	
		CMG SMALL CAP VALUE FUND						
		PROPERTY TYPE: SECURITIES						
		8,000.00				-3,518.00		
10,293.00		1324.728				11/25/2003	07/16/2009	
		CMG SMALL CAP VALUE FUND						
		PROPERTY TYPE: SECURITIES						
		17,367.00				-7,074.00		
12,081.00		1554.828				03/18/2009	07/16/2009	
		CMG SMALL CAP VALUE FUND						
		PROPERTY TYPE: SECURITIES						
		9,500.00				2,581.00		
18,869.00		15594.041				11/25/2003	07/16/2009	
		CMG SMALL CAP GROWTH FUND						
		PROPERTY TYPE: SECURITIES						
		32,864.00				-13,995.00		
6,413.00		5300.				03/18/2009	07/16/2009	
		CMG SMALL CAP GROWTH FUND						
		PROPERTY TYPE: SECURITIES						
		5,300.00				1,113.00		
TOTAL GAIN(LOSS) .....							----- -279,815. =====	

FORM 990PF, PART I - DIVIDENDS AND INTEREST FROM SECURITIES

DESCRIPTION	REVENUE AND EXPENSES PER BOOKS	NET INVESTMENT INCOME
CMG HIGH YIELD FUND	2,075.	2,075.
COLUMBIA LARGE CAP VALUE FUND CLASS Z SH	1,911.	1,911.
COLUMBIA MID CAP VALUE FUND CLASS Z SHAR	233.	233.
COLUMBIA CORE BOND FUND CLASS Z SHARES	19,320.	19,320.
COLUMBIA INTERNATIONAL STOCK FUND CLASS	5,191.	5,191.
COLUMBIA SMALL CAP VALUE I FUND CLASS Z	182.	182.
COLUMBIA MID CAP GROWTH FUND CLASS Z SHA	20.	20.
COLUMBIA CONSERVATIVE HIGH YIELD FUND CL	1,889.	1,889.
COLUMBIA REAL ESTATE EQUITY FUND CLASS Z	740.	578.
COLUMBIA LARGE CAP GROWTH FUND CLASS Z S	1,953.	1,953.
BANK OF AMERICA MONEY MARKET SAVINGS ACC	207.	207.
TOTAL	33,721.	33,559.

DAYTON AB-VARIOUS CHARITIES

06-6024833

FORM 990PF, PART I - LEGAL FEES  
=====

DESCRIPTION -----	REVENUE AND EXPENSES PER BOOKS -----	NET INVESTMENT INCOME -----	ADJUSTED NET INCOME -----	CHARITABLE PURPOSES -----
LEGAL FEES - PRINCIPAL (ALLOCA	175.			175.
LEGAL FEES - INCOME (ALLOCCABLE	175.			175.
TOTALS	350.	NONE	NONE	350.
	=====	=====	=====	=====



DAYTON AB-VARIOUS CHARITIES

06-6024833

FORM 990PF, PART I - ACCOUNTING FEES

=====

DESCRIPTION	REVENUE AND EXPENSES PER BOOKS	NET INVESTMENT INCOME	ADJUSTED NET INCOME	CHARITABLE PURPOSES
TAX PREPARATION FEE (NON-ALLOC	890.			890.
TOTALS	890.	NONE	NONE	890.

DAYTON AB-VARIOUS CHARITIES

06-6024833

FORM 990PF, PART I - TAXES

=====

DESCRIPTION	REVENUE AND EXPENSES PER BOOKS	NET INVESTMENT INCOME
FEDERAL TAX PAYMENT - PRIOR YE	268.	
FEDERAL ESTIMATES - PRINCIPAL	782.	
FOREIGN TAXES ON QUALIFIED FOR	361.	361.
FOREIGN TAXES ON NONQUALIFIED	58.	58.
TOTALS	1,469.	419.

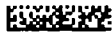


DAYTON AB-VARIOUS CHARITIES

06-6024833

FORM 990PF, PART III - OTHER INCREASES IN NET WORTH OR FUND BALANCES

DESCRIPTION	AMOUNT
09 TYE INCOME ADJ ROUNDING	492. 2.
TOTAL	494.



DAYTON AB-VARIOUS CHARITIES

06-6024833

FORM 990PF, PART III - OTHER DECREASES IN NET WORTH OR FUND BALANCES

=====

DESCRIPTION -----	AMOUNT -----
COST ADJUSTMENT	237.
	-----
TOTAL	237.
	=====



DAYTON AB-VARIOUS CHARITIES

06-6024833

-----  
STATE(S) WHERE THE FOUNDATION IS REGISTERED  
=====

CT



DAYTON AB-VARIOUS CHARITIES

06-6024833

FORM 990PF, PART VIII - LIST OF OFFICERS, DIRECTORS, AND TRUSTEES

OFFICER NAME:

BANK OF AMERICA, N.A.

ADDRESS:

777 MAIN STREET

HARTFORD, CT 06115

TITLE:

TRUSTEE

AVERAGE HOURS PER WEEK DEVOTED TO POSITION: 40

COMPENSATION ..... 11,247.

TOTAL COMPENSATION: 11,247.

=====



DAYTON AB-VARIOUS CHARITIES 06-6024833  
FORM 990PF, PART XV, LINE 3 - CONTRIBUTIONS, GIFTS, GRANTS PAID  
=====

RECIPIENT NAME:  
EVERGREEN CEMETERY ASSOCIATION  
ADDRESS:  
183 NORTH ST  
WATERTOWN, CT 06795-1915  
RELATIONSHIP:  
NONE  
AMOUNT OF GRANT PAID ..... 2,461.

RECIPIENT NAME:  
WATERBURY BOYS' CLUB  
ADDRESS:  
1037 EAST MAIN STREET  
WATERBURY, CT 06705-0000  
RELATIONSHIP:  
NONE  
AMOUNT OF GRANT PAID ..... 2,461.

RECIPIENT NAME:  
FAMILY SERVICE ASSN OF WTBY  
ADDRESS:  
OFFICE OF THE TREASURER  
WATERBURY, CT 06710-1920  
RELATIONSHIP:  
NONE  
AMOUNT OF GRANT PAID ..... 3,283.

RECIPIENT NAME:  
GAYLORD HOSPITAL  
ADDRESS:  
ATTN P. STORIALA V.P.  
WALLINGFORD, CT 06492  
RELATIONSHIP:  
NONE  
AMOUNT OF GRANT PAID ..... 3,283.



DAYTON AB-VARIOUS CHARITIES 06-6024833  
FORM 990PF, PART XV, LINE 3 - CONTRIBUTIONS, GIFTS, GRANTS PAID  
=====

RECIPIENT NAME:  
CT TRAILS COUNCIL OF GIRL SCOUTS  
ADDRESS:  
JEANNETTE ARCHER SIMONS  
NORTH HAVEN, CT 06473-2343  
RELATIONSHIP:  
NONE  
AMOUNT OF GRANT PAID ..... 2,461.

RECIPIENT NAME:  
VISITING NURSE & HOME CARE INC  
ADDRESS:  
MS. ELLEN ROTHBERG - PRESIDENT  
HARTFORD, CT 06105-1233  
RELATIONSHIP:  
NONE  
AMOUNT OF GRANT PAID ..... 3,278.

RECIPIENT NAME:  
YOUNG MEN'S CHRISTIAN  
ASSOC  
ADDRESS:  
SUSAN TALBOTT  
WATERBURY, CT 06702-2005  
RELATIONSHIP:  
NONE  
AMOUNT OF GRANT PAID ..... 9,843.

RECIPIENT NAME:  
CONN RIVERS COUNCIL, INC.  
BOY SCOUTS OF AMERICA  
ADDRESS:  
60 DARLIN STREET  
EAST HARTFORD, CT 06128-0098  
RELATIONSHIP:  
NONE  
AMOUNT OF GRANT PAID ..... 2,461.



DAYTON AB-VARIOUS CHARITIES 06-6024833  
FORM 990PF, PART XV, LINE 3 - CONTRIBUTIONS, GIFTS, GRANTS PAID  
=====

RECIPIENT NAME:  
WATERBURY HOSPITAL  
ATTN GLEN ROGERS  
ADDRESS:  
64 ROBBINS ST  
WATERBURY, CT 06708-2613  
RELATIONSHIP:  
NONE  
AMOUNT OF GRANT PAID ..... 3,283.

RECIPIENT NAME:  
FIRST CONG CHURCH OF WTBY  
ADDRESS:  
TREASURER-CHARLES SUTHERLAND  
WATERBURY, CT 06702  
RELATIONSHIP:  
NONE  
AMOUNT OF GRANT PAID ..... 9,843.

RECIPIENT NAME:  
THE SALVATION ARMY  
ADDRESS:  
ATTN: RICHARD D. ALLEN  
WEST NYACK, NY 10994-1715  
RELATIONSHIP:  
NONE  
AMOUNT OF GRANT PAID ..... 3,283.

RECIPIENT NAME:  
AMERICAN LUNG ASSN OF CT INC  
C/O JOHN ZINN EXECUTIVE DIRECTOR  
ADDRESS:  
45 ASH ST  
EAST HARTFORD, CT 06108-3294  
RELATIONSHIP:  
NONE  
AMOUNT OF GRANT PAID ..... 3,278.

TOTAL GRANTS PAID: ..... 49,218.  
=====



**SCHEDULE D  
(Form 1041)**

Department of the Treasury  
Internal Revenue Service

**Capital Gains and Losses**

▶ **Attach to Form 1041, Form 5227, or Form 990-T. See the instructions for Schedule D (Form 1041) (also for Form 5227 or Form 990-T, if applicable).**

OMB No 1545-0092

**2009**

Name of estate or trust <b>DAYTON AB-VARIOUS CHARITIES</b>	Employer identification number <b>06-6024833</b>
---	---

**Note:** Form 5227 filers need to complete *only* Parts I and II.

**Part I Short-Term Capital Gains and Losses - Assets Held One Year or Less**

(a) Description of property (Example 100 shares 7% preferred of "Z" Co )	(b) Date acquired (mo , day, yr )	(c) Date sold (mo , day, yr )	(d) Sales price	(e) Cost or other basis (see page 4 of the instructions)	(f) Gain or (loss) for the entire year Subtract (e) from (d)
<b>1a</b>					
<b>b</b> Enter the short-term gain or (loss), if any, from Schedule D-1, line 1b . . . . .					<b>1b</b> 16,166.
<b>2</b> Short-term capital gain or (loss) from Forms 4684, 6252, 6781, and 8824 . . . . .					<b>2</b>
<b>3</b> Net short-term gain or (loss) from partnerships, S corporations, and other estates or trusts . . . . .					<b>3</b>
<b>4</b> Short-term capital loss carryover. Enter the amount, if any, from line 9 of the 2008 Capital Loss Carryover Worksheet . . . . .					<b>4</b> ( )
<b>5</b> <b>Net short-term gain or (loss).</b> Combine lines 1a through 4 in column (f). Enter here and on line 13, column (3) on the back . . . . . ▶					<b>5</b> 16,166.

**Part II Long-Term Capital Gains and Losses - Assets Held More Than One Year**

(a) Description of property (Example 100 shares 7% preferred of "Z" Co )	(b) Date acquired (mo , day, yr )	(c) Date sold (mo , day, yr )	(d) Sales price	(e) Cost or other basis (see page 4 of the instructions)	(f) Gain or (loss) for the entire year Subtract (e) from (d)
<b>6a</b> LONG-TERM CAPITAL GAIN DIVIDENDS		STMT 1			539.
<b>b</b> Enter the long-term gain or (loss), if any, from Schedule D-1, line 6b . . . . .					<b>6b</b> -296,520.
<b>7</b> Long-term capital gain or (loss) from Forms 2439, 4684, 6252, 6781, and 8824 . . . . .					<b>7</b>
<b>8</b> Net long-term gain or (loss) from partnerships, S corporations, and other estates or trusts . . . . .					<b>8</b>
<b>9</b> Capital gain distributions . . . . .					<b>9</b>
<b>10</b> Gain from Form 4797, Part I . . . . .					<b>10</b>
<b>11</b> Long-term capital loss carryover. Enter the amount, if any, from line 14 of the 2008 Capital Loss Carryover Worksheet . . . . .					<b>11</b> ( )
<b>12</b> <b>Net long-term gain or (loss).</b> Combine lines 6a through 11 in column (f). Enter here and on line 14a, column (3) on the back . . . . . ▶					<b>12</b> -295,981.

For Paperwork Reduction Act Notice, see the Instructions for Form 1041.

Schedule D (Form 1041) 2009



<b>Part III Summary of Parts I and II</b>		(1) Beneficiaries' (see page 5)	(2) Estate's or trust's	(3) Total
<b>Caution: Read the instructions before completing this part.</b>				
<b>13</b>	Net short-term gain or (loss)			16,166.
<b>14</b>	Net long-term gain or (loss):			
a	Total for year	<b>14a</b>		-295,981.
b	Unrecaptured section 1250 gain (see line 18 of the wrksht.)	<b>14b</b>		
c	28% rate gain	<b>14c</b>		
<b>15</b>	Total net gain or (loss). Combine lines 13 and 14a	<b>15</b>		-279,815.

**Note:** If line 15, column (3), is a net gain, enter the gain on Form 1041, line 4 (or Form 990-T, Part I, line 4a) If lines 14a and 15, column (2), are net gains, go to Part V, and do not complete Part IV If line 15, column (3), is a net loss, complete Part IV and the **Capital Loss Carryover Worksheet**, as necessary.

**Part IV Capital Loss Limitation**

<b>16</b>	Enter here and enter as a (loss) on Form 1041, line 4 (or Form 990-T, Part I, line 4c, if a trust), the smaller of:	
a	The loss on line 15, column (3) or b \$3,000	<b>16</b> ( 3,000 )

**Note:** If the loss on line 15, column (3), is more than \$3,000, or if Form 1041, page 1, line 22 (or Form 990-T, line 34), is a loss, complete the **Capital Loss Carryover Worksheet** on page 7 of the instructions to figure your capital loss carryover

**Part V Tax Computation Using Maximum Capital Gains Rates**

**Form 1041 filers.** Complete this part **only** if both lines 14a and 15 in column (2) are gains, or an amount is entered in Part I or Part II and there is an entry on Form 1041, line 2b(2), and Form 1041, line 22, is more than zero.

**Caution:** Skip this part and complete the worksheet on page 8 of the instructions if:

- Either line 14b, col. (2) or line 14c, col. (2) is more than zero, or
- Both Form 1041, line 2b(1), and Form 4952, line 4g are more than zero.

**Form 990-T trusts.** Complete this part **only** if both lines 14a and 15 are gains, or qualified dividends are included in income in Part I of Form 990-T, and Form 990-T, line 34, is more than zero. Skip this part and complete the worksheet on page 8 of the instructions if either line 14b, col. (2) or line 14c, col. (2) is more than zero.

<b>17</b>	Enter taxable income from Form 1041, line 22 (or Form 990-T, line 34)	<b>17</b>	
<b>18</b>	Enter the smaller of line 14a or 15 in column (2) but not less than zero	<b>18</b>	
<b>19</b>	Enter the estate's or trust's qualified dividends from Form 1041, line 2b(2) (or enter the qualified dividends included in income in Part I of Form 990-T)	<b>19</b>	
<b>20</b>	Add lines 18 and 19	<b>20</b>	
<b>21</b>	If the estate or trust is filing Form 4952, enter the amount from line 4g; otherwise, enter -0-	<b>21</b>	
<b>22</b>	Subtract line 21 from line 20. If zero or less, enter -0-	<b>22</b>	
<b>23</b>	Subtract line 22 from line 17. If zero or less, enter -0-	<b>23</b>	
<b>24</b>	Enter the smaller of the amount on line 17 or \$2,300	<b>24</b>	
<b>25</b>	Is the amount on line 23 equal to or more than the amount on line 24? <input type="checkbox"/> Yes. Skip lines 25 and 26; go to line 27 and check the "No" box. <input type="checkbox"/> No. Enter the amount from line 23	<b>25</b>	
<b>26</b>	Subtract line 25 from line 24	<b>26</b>	
<b>27</b>	Are the amounts on lines 22 and 26 the same? <input type="checkbox"/> Yes. Skip lines 27 thru 30, go to line 31 <input type="checkbox"/> No. Enter the smaller of line 17 or line 22	<b>27</b>	
<b>28</b>	Enter the amount from line 26 (If line 26 is blank, enter -0-)	<b>28</b>	
<b>29</b>	Subtract line 28 from line 27	<b>29</b>	
<b>30</b>	Multiply line 29 by 15% (.15)	<b>30</b>	
<b>31</b>	Figure the tax on the amount on line 23. Use the 2009 Tax Rate Schedule for Estates and Trusts (see the Schedule G instructions in the instructions for Form 1041)	<b>31</b>	
<b>32</b>	Add lines 30 and 31	<b>32</b>	
<b>33</b>	Figure the tax on the amount on line 17. Use the 2009 Tax Rate Schedule for Estates and Trusts (see the Schedule G instructions in the instructions for Form 1041)	<b>33</b>	
<b>34</b>	Tax on all taxable income. Enter the smaller of line 32 or line 33 here and on Form 1041, Schedule G, line 1a (or Form 990-T, line 36)	<b>34</b>	







DAYTON AB-VARIOUS CHARITIES

06-6024833

FEDERAL CAPITAL GAIN DIVIDENDS

=====

LONG-TERM CAPITAL GAIN DIVIDENDS

-----

15% RATE CAPITAL GAIN DIVIDENDS

FEDERAL HOME LN MTG CORP	13.00
TENENT HEALTHCARE CORP	218.00
TYCO INTERNATIONAL LTD	307.00

-----

TOTAL 15% RATE CAPITAL GAIN DIVIDENDS 539.00

-----

TOTAL LONG-TERM CAPITAL GAIN DIVIDENDS 539.00

=====

Settlement Date

**Bank of America**



**Account Summary**

Jan. 01, 2009 through Dec. 31, 2009

**Account:** 42-09-900-8546536 DAYTON AB-VARIOUS CHARITIES

**Market Value \$1,451,617.13**


Account Activity		YTD Since 01/01/09	
Description	Current Period	YTD Since 01/01/09	Fiscal YTD
<b>Beginning Market Value</b>	<b>\$1,237,215.63</b>	<b>\$1,237,215.63</b>	
Income	33,791.84	33,791.84	\$16,166.86
Deposits	538.64	538.64	-295,981.63
Disbursements	-50,613.54	-50,613.54	
Bank Fees	-12,137.20	-12,137.20	
Change in Market Value	242,821.76	242,821.76	
<b>Ending Market Value</b>	<b>\$1,451,617.13</b>	<b>\$1,451,617.13</b>	
Change in Account Value	214,401.50	214,401.50	
Accrued Income	1,744.82	1,744.82	
<b>Ending Value + Accrued Income</b>	<b>\$1,453,361.95</b>	<b>\$1,453,361.95</b>	

Realized Gain/Loss Summary		Fiscal YTD	
Description	Current Period	YTD	YTD Since 01/01/09
Short-term	\$16,166.86	\$16,166.86	\$33,585.05
Long-term	-295,981.63	-295,981.63	206.79
<b>Net Total</b>	<b>-\$279,814.77</b>	<b>-\$279,814.77</b>	<b>\$33,791.84</b>

Income Summary		Fiscal YTD	
Description	Current Period	YTD	YTD Since 01/01/09
Dividends - Taxable	\$33,585.05	\$33,585.05	\$33,585.05
Interest - Taxable	206.79	206.79	206.79
<b>Total Income</b>	<b>\$33,791.84</b>	<b>\$33,791.84</b>	<b>\$33,791.84</b>

**Portfolio Allocation**

Description	Market Value	Tax Cost	Unrealized Gain/Loss	Accrued Income	Estimated Annual Income	Current Yield
Cash/Currency	\$32,258.85	\$32,258.85	\$0.00	\$3.72	\$48.39	0.2%
Equities	877,558.08	747,000.00	130,558.08	0.00	10,788.98	1.2
Fixed Income	522,017.85	513,808.28	8,209.57	1,741.10	22,190.39	4.3
Real Estate	19,782.35	26,843.05	-7,060.70	0.00	739.14	3.7
<b>Total Assets</b>	<b>\$1,451,617.13</b>	<b>\$1,319,910.18</b>	<b>\$131,706.95</b>	<b>\$1,744.82</b>	<b>\$33,766.90</b>	<b>2.3%</b>
<b>Total</b>	<b>\$1,451,617.13</b>	<b>\$1,319,910.18</b>	<b>\$131,706.95</b>	<b>\$1,744.82</b>	<b>\$33,766.90</b>	



Assets representing less than 5% of total are grouped together as "Other" for display on the pie chart

Settlement Date

**Bank of America**



**Account Summary**

Jan. 01, 2009 through Dec 31, 2009

**Account:** 42-09-900-8546536 DAYTON AB-VARIOUS CHARITIES

**Cash Summary**

	YTD Since 01/01/09			
	Current Period	Income Cash	Principal Cash	Ending Value
<b>Beginning Value</b>	<b>\$0.00</b>	<b>\$0.00</b>	<b>\$0.00</b>	<b>\$0.00</b>
Income	33,791.84	33,791.84	0.00	0.00
Deposits	0.00	0.00	538.64	538.64
Disbursements	-49,388.54	-49,388.54	-1,225.00	-1,225.00
Bank Fees	-6,068.90	-6,068.90	-6,068.30	-6,068.30
Purchases	0.00	0.00	-877,050.00	-877,050.00
Sales and Maturities	0.00	0.00	857,125.98	857,125.98
Net Automated Money Market Transactions	21,665.60	21,665.60	26,678.68	26,678.68
<b>Ending Value</b>	<b>\$0.00</b>	<b>\$0.00</b>	<b>\$0.00</b>	<b>\$0.00</b>

Settlement Date

**Bank of America**



**Portfolio Analysis**

Jan. 01, 2009 through Dec. 31, 2009

**Account:** 42-09-900-8546536 DAYTON AB-VARIOUS CHARITIES

**Portfolio Summary by Asset Class**

Description	Market Value	% of Account	% of Sector	Tax Cost	Estimated Annual Income	Current Yield
<b>Cash/Currency</b>						
Cash Equivalents	\$32,258.85	2.2%	100.0%	\$32,258.85	\$48.39	0.2%
<b>Total Cash/Currency</b>	<b>\$32,258.85</b>	<b>2.2%</b>	<b>100.0%</b>	<b>\$32,258.85</b>	<b>\$48.39</b>	<b>0.2%</b>
<b>Equities</b>						
U.S. Large Cap	\$581,766.59	40.1%	66.3%	\$495,000.00	\$5,403.52	0.9%
U S Mid Cap	89,421.49	6.2	10.2	72,000.00	431.67	0.5
U S Small Cap	62,843.37	4.3	7.2	52,000.00	182.19	0.3
International Developed	143,526.63	9.9	16.4	128,000.00	4,771.60	3.3
<b>Total Equities</b>	<b>\$877,558.08</b>	<b>60.5%</b>	<b>100.0%</b>	<b>\$747,000.00</b>	<b>\$10,788.98</b>	<b>1.2%</b>
<b>Fixed Income</b>						
Investment Grade Taxable	\$467,259.43	32.2%	89.5%	\$463,808.28	\$18,259.20	3.9%
Global High Yield Taxable	54,758.42	3.8	10.5	50,000.00	3,931.19	7.2
<b>Total Fixed Income</b>	<b>\$522,017.85</b>	<b>36.0%</b>	<b>100.0%</b>	<b>\$513,808.28</b>	<b>\$22,190.39</b>	<b>4.3%</b>
<b>Real Estate</b>						
Public REITs	\$19,782.35	1.4%	100.0%	\$26,843.05	\$739.14	3.7%
<b>Total Real Estate</b>	<b>\$19,782.35</b>	<b>1.4%</b>	<b>100.0%</b>	<b>\$26,843.05</b>	<b>\$739.14</b>	<b>3.7%</b>
<b>Total Assets</b>	<b>\$1,451,617.13</b>	<b>100.0%</b>		<b>\$1,319,910.18</b>	<b>\$33,766.90</b>	<b>2.3%</b>
<b>Total</b>	<b>\$1,451,617.13</b>			<b>\$1,319,910.18</b>	<b>\$33,766.90</b>	

Settlement Date

**Bank of America**



**Portfolio Analysis**

Jan. 01, 2009 through Dec. 31, 2009

**Account:** 42-09-900-8546536 DAYTON AB-VARIOUS CHARITIES

Equities - Summary by Business Sector			
Sector	Market Value	% of Equities	% of S&P 500
Consumer Discretionary	\$0.00	0.0%	9.6%
Consumer Staples	0.00	0.0	11.4
Energy	0.00	0.0	11.5
Financials	0.00	0.0	14.4
Health Care	0.00	0.0	12.6
Industrials	0.00	0.0	10.2
Information Technology	0.00	0.0	19.9
Materials	0.00	0.0	3.6
Telecommunication Services	0.00	0.0	3.1
Utilities	0.00	0.0	3.7
Other Equities	877,558.08	100.0	0.0
<b>Total Equities</b>	<b>\$877,558.08</b>	<b>100.0%</b>	<b>100.0%</b>

Settlement Date

**Bank of America**



**Portfolio Detail**

**Account:** 42-09-900-8546536 DAYTON AB-VARIOUS CHARITIES

Jan. 01, 2009 through Dec. 31, 2009

Units	Description	CUSIP Sector (2)	Market Value/ Market Price	% of Total	Average Unit Cost	Tax Cost/ Unit Cost	Unrealized Gain/Loss	Accrued Income	Estimated Annual Income	Cur Yld/ YTM
<b>Cash/Currency</b>										
<b>Cash Equivalents</b>										
11,876.910	BANK OF AMERICA MONEY MARKET SAVINGS ACCOUNT (Income Investment)	994458719	\$11,876.91	0.8%	\$11,876.91 1.000		\$0.00	\$1.09	\$17.82	0.2%
20,381.940	BANK OF AMERICA MONEY MARKET SAVINGS ACCOUNT	994458719	20,381.94	1.4	20,381.94 1.000		0.00	2.63	30.57	0.2
	<b>Total Cash Equivalents</b>		<b>\$32,258.85</b>	<b>2.2%</b>	<b>\$32,258.85</b>		<b>\$0.00</b>	<b>\$3.72</b>	<b>\$48.39</b>	<b>0.2%</b>
	<b>Total Cash/Currency</b>		<b>\$32,258.85</b>	<b>2.2%</b>	<b>\$32,258.85</b>		<b>\$0.00</b>	<b>\$3.72</b>	<b>\$48.39</b>	<b>0.2%</b>
<b>Equities</b>										
	(2) Industry Sector Codes	CND = Consumer Discretionary CNS = Consumer Staples ENR = Energy	FIN = Financials HEA = Health Care IND = Industrials	IFT = Information Technology MAT = Materials OEO = Other Equities	TEL = Telecommunication Services UTL = Utilities					
<b>U.S. Large Cap</b>										
14,534.884	COLUMBIA LARGE CAP GROWTH FUND CLASS Z SHARES Ticker: GEGT X	19765P661 OEO	\$294,622.10 20.270	20.3%	\$250,000.00 17.200		\$44,622.10	\$0.00	\$1,947.67	0.7%
28,096.330	COLUMBIA LARGE CAP VALUE FUND CLASS Z SHARES Ticker: NVLUX	19765H149 OEO	287,144.49 10.220	19.8	245,000.00 8.720		42,144.49	0.00	3,455.85	1.2
	<b>Total U.S. Large Cap</b>		<b>\$581,766.59</b>	<b>40.1%</b>	<b>\$495,000.00</b>		<b>\$86,766.59</b>	<b>\$0.00</b>	<b>\$5,403.52</b>	<b>0.9%</b>
<b>U.S. Mid Cap</b>										
2,131.547	COLUMBIA MID CAP GROWTH FUND CLASS Z SHARES Ticker: CLSP X	19765P232 OEO	\$43,718.03 20.510	3.0%	\$35,000.00 16.420		\$8,718.03	\$0.00	\$19.18	0.0%
4,124.861	COLUMBIA MID CAP VALUE FUND CLASS Z SHARES Ticker: NAMA X	19765J830 OEO	45,703.46 11.080	3.1	37,000.00 8.970		8,703.46	0.00	412.49	0.9
	<b>Total U.S. Mid Cap</b>		<b>\$89,421.49</b>	<b>6.2%</b>	<b>\$72,000.00</b>		<b>\$17,421.49</b>	<b>\$0.00</b>	<b>\$431.67</b>	<b>0.5%</b>

Settlement Date

**Bank of America**



**Portfolio Detail**

**Account:** 42-09-900-8546536 DAYTON AB-VARIOUS CHARITIES

Jan. 01, 2009 through Dec. 31, 2009

Units	Description	CUSIP Sector (2)	Market Value/ Market Price	% of Total	Average Unit Cost	Tax Cost/ Unit Cost	Unrealized Gain/Loss	Accrued Income	Estimated Annual Income	Cur Yld/ YTM
<b>Equities (cont)</b>										
<b>U.S. Small Cap</b>										
1,285.347	COLUMBIA SMALL CAP GROWTH I FUND CLASS Z SHARES Ticker: CMSC X	19765P596 OEQ	\$30,951.16 24.080	2.1%	\$25,000.00 19.450	\$5,951.16	\$0.00	\$0.00	\$0.00	0.0%
843.486	COLUMBIA SMALL CAP VALUE I FUND CLASS Z SHARES Ticker: CSCZ X	19765N567 OEQ	31,892.21 37.810	2.2%	27,000.00 32.010	4,892.21	0.00	0.00	182.19	0.6%
	<b>Total U.S. Small Cap</b>		<b>\$62,843.37</b>	<b>4.3%</b>	<b>\$52,000.00</b>	<b>\$10,843.37</b>	<b>\$0.00</b>	<b>\$0.00</b>	<b>\$182.19</b>	<b>0.3%</b>
<b>International Developed</b>										
12,623.274	COLUMBIA INTERNATIONAL STOCK FUND CLASS Z SHARES Ticker: CMIS X	19765L736 OEQ	\$143,526.63 11.370	9.9%	\$128,000.00 10.140	\$15,526.63	\$0.00	\$0.00	\$4,771.60	3.3%
	<b>Total International Developed</b>		<b>\$143,526.63</b>	<b>9.9%</b>	<b>\$128,000.00</b>	<b>\$15,526.63</b>	<b>\$0.00</b>	<b>\$0.00</b>	<b>\$4,771.60</b>	<b>3.3%</b>
	<b>Total Equities</b>		<b>\$877,558.08</b>	<b>60.5%</b>	<b>\$747,000.00</b>	<b>\$130,558.08</b>	<b>\$0.00</b>	<b>\$0.00</b>	<b>\$10,788.98</b>	<b>1.2%</b>
<b>Fixed Income</b>										
<b>Investment Grade Taxable</b>										
43,998.063	COLUMBIA CORE BOND FUND CLASS Z SHARES	19765L371	\$467,259.43 10.620	32.2%	\$463,808.28 10.542	\$3,451.15	\$1,352.97	\$18,259.20	\$3,931.19	7.2%
	<b>Total Investment Grade Taxable</b>		<b>\$467,259.43</b>	<b>32.2%</b>	<b>\$463,808.28</b>	<b>\$3,451.15</b>	<b>\$1,352.97</b>	<b>\$18,259.20</b>	<b>\$3,931.19</b>	<b>7.2%</b>
<b>Global High Yield Taxable</b>										
7,320.644	COLUMBIA CONSERVATIVE HIGH YIELD FUND CLASS Z SHARES	19765P323	\$54,758.42 7.480	3.8%	\$50,000.00 6.830	\$4,758.42	\$388.13	\$3,931.19	\$3,931.19	7.2%
	<b>Total Global High Yield Taxable</b>		<b>\$54,758.42</b>	<b>3.8%</b>	<b>\$50,000.00</b>	<b>\$4,758.42</b>	<b>\$388.13</b>	<b>\$3,931.19</b>	<b>\$3,931.19</b>	<b>7.2%</b>
	<b>Total Fixed Income</b>		<b>\$522,017.85</b>	<b>36.0%</b>	<b>\$513,808.28</b>	<b>\$8,209.57</b>	<b>\$1,741.10</b>	<b>\$22,190.39</b>	<b>\$7,862.38</b>	<b>4.3%</b>

Settlement Date

**Bank of America**



**Portfolio Detail**

**Account:** 42-09-900-8546536 DAYTON AB-VARIOUS CHARITIES

Jan. 01, 2009 through Dec. 31, 2009

Units	Description	CUSIP Sector (2)	Market Value/ Market Price	% of Total	Tax Cost/ Average Unit Cost	Unrealized Gain/Loss	Accrued Income	Estimated Annual Income	Cur Yld/ YTM
1,960.590	COLUMBIA REAL ESTATE EQUITY FUND CLASS Z SHARES	19765P547	\$19,782.35 10.090	1.4%	\$26,843.05 13.691	-\$7,060.70	\$0.00	\$739.14	3.7%
	<b>Total Public REITs</b>		<b>\$19,782.35</b>	<b>1.4%</b>	<b>\$26,843.05</b>	<b>-\$7,060.70</b>	<b>\$0.00</b>	<b>\$739.14</b>	<b>3.7%</b>
	<b>Total Real Estate</b>		<b>\$19,782.35</b>	<b>1.4%</b>	<b>\$26,843.05</b>	<b>-\$7,060.70</b>	<b>\$0.00</b>	<b>\$739.14</b>	<b>3.7%</b>
	<b>Total Portfolio</b>		<b>\$1,451,617.13</b>	<b>100.0%</b>	<b>\$1,319,910.18</b>	<b>\$131,706.95</b>	<b>\$1,744.82</b>	<b>\$33,766.90</b>	<b>2.3%</b>