



See a Social Security Number? Say Something!
Report Privacy Problems to <https://public.resource.org/privacy>
Or call the IRS Identity Theft Hotline at 1-800-908-4490



Return of Private Foundation
or Section 4947(a)(1) Nonexempt Charitable Trust
Treated as a Private Foundation

Department of the Treasury
Internal Revenue Service

Note. The foundation may be able to use a copy of this return to satisfy state reporting requirements.

2009

For calendar year 2009, or tax year beginning , 2009, and ending , 20

G Check all that apply: Initial return Initial return of a former public charity Final return
 Amended return Address change Name change

Use the IRS label. Otherwise, print or type. See Specific Instructions.	Name of foundation Jacbel Foundation		A Employer identification number 04-6796689
	Number and street (or P O box number if mail is not delivered to street address)	Room/suite	B Telephone number (see page 10 of the instructions)
	City or town, state, and ZIP code Newton Upper Falls MA 02464		617-964-4011
H Check type of organization: <input checked="" type="checkbox"/> Section 501(c)(3) exempt private foundation <input type="checkbox"/> Section 4947(a)(1) nonexempt charitable trust <input type="checkbox"/> Other taxable private foundation			C If exemption application is pending, check here <input type="checkbox"/>
I Fair market value of all assets at end of year (from Part II, col. (c), line 16) \$ 3,974,487		J Accounting method: <input checked="" type="checkbox"/> Cash <input type="checkbox"/> Accrual <input type="checkbox"/> Other (specify) _____ <small>(Part I, column (d) must be on cash basis.)</small>	D 1. Foreign organizations, check here <input type="checkbox"/> 2. Foreign organizations meeting the 85% test, check here and attach computation <input type="checkbox"/>
			E If private foundation status was terminated under section 507(b)(1)(A), check here <input type="checkbox"/>
			F If the foundation is in a 60-month termination under section 507(b)(1)(B), check here <input type="checkbox"/>

Part I Analysis of Revenue and Expenses <small>(The total of amounts in columns (b), (c), and (d) may not necessarily equal the amounts in column (a) (see page 11 of the instructions))</small>		(a) Revenue and expenses per books	(b) Net investment income	(c) Adjusted net income	(d) Disbursements for charitable purposes (cash basis only)
Revenue	1 Contributions, gifts, grants, etc., received (attach schedule)	00			
	2 Check <input checked="" type="checkbox"/> if the foundation is not required to attach Sch. B				
	3 Interest on savings and temporary cash investments	121	121		
	4 Dividends and interest from securities	106527	106527		
	5a Gross rents				
	b Net rental income or (loss)	NA			
	6a Net gain or (loss) from sale of assets not on line 10	(29893)			
	b Gross sales price for all assets on line 6a	395438			
	7 Capital gain net income (from Part IV, line 2)		00		
	8 Net short-term capital gain				
	9 Income modifications				
	10a Gross sales less returns and allowances	NA			
b Less: Cost of goods sold	NA				
c Gross profit or (loss) (attach schedule)					
11 Other income (attach schedule) Refund-Federal	5725	5725	00		
12 Total. Add lines 1 through 11	82480	112373	00		
Operating and Administrative Expenses	13 Compensation of officers, directors, trustees, etc.	00	00		
	14 Other employee salaries and wages	00	00		
	15 Pension plans, employee benefits	00	00		
	16a Legal fees (attach schedule)	00	00		
	b Accounting fees (attach schedule)	11078	11078		
	c Other professional fees (attach schedule)	10993	10993		
	17 Interest	00	00		
	18 Taxes (attach schedule) (see page 14 of the instructions)	2618	2618		70
	19 Depreciation (attach schedule) and depletion	00	00		
	20 Occupancy	00	00		
	21 Travel, conferences, and meetings	00	00		
	22 Printing and publications	00	00		
	23 Other expenses (attach schedule)	212	212		
	24 Total operating and administrative expenses. Add lines 13 through 23	24901	24901	00	70
	25 Contributions, gifts, grants paid	203000			203000
26 Total expenses and disbursements. Add lines 24 and 25	227901	24901	00	203070	
27 Subtract line 26 from line 12:					
a Excess of revenue over expenses and disbursements	(145421)				
b Net investment income (if negative, enter -0-)		87472			
c Adjusted net income (if negative, enter -0-)			00		

SCANNED JUL 20 2010

RECEIVED
JUL 13 2010
ODDEN, UT
IRS-OSC

914 13

Part II Balance Sheets		Attached schedules and amounts in the description column should be for end-of-year amounts only (See instructions.)	Beginning of year	End of year	
			(a) Book Value	(b) Book Value	(c) Fair Market Value
Assets	1	Cash—non-interest-bearing	8371	14342	14342
	2	Savings and temporary cash investments	1056003	56219	56219
	3	Accounts receivable ▶			
		Less: allowance for doubtful accounts ▶			
	4	Pledges receivable ▶			
		Less: allowance for doubtful accounts ▶			
	5	Grants receivable			
	6	Receivables due from officers, directors, trustees, and other disqualified persons (attach schedule) (see page 16 of the instructions)			
	7	Other notes and loans receivable (attach schedule) ▶			
		Less: allowance for doubtful accounts ▶			
	8	Inventories for sale or use			
	9	Prepaid expenses and deferred charges			
	10a	Investments—U.S. and state government obligations (attach schedule)	350605	200571	211578
	b	Investments—corporate stock (attach schedule)	1701305	2377315	2762279
	c	Investments—corporate bonds (attach schedule)	536534	862281	926598
	11	Investments—land, buildings, and equipment: basis ▶			
	Less: accumulated depreciation (attach schedule) ▶				
12	Investments—mortgage loans				
13	Investments—other (attach schedule)				
14	Land, buildings, and equipment: basis ▶				
	Less: accumulated depreciation (attach schedule) ▶				
15	Other assets (describe ▶ <i>Interest/Dividend Receivable</i>)	00	3471	3471	
16	Total assets (to be completed by all filers—see the instructions. Also, see page 1, item I)	3652818	3514199	3974487	
Liabilities	17	Accounts payable and accrued expenses	"	"	"
	18	Grants payable			
	19	Deferred revenue			
	20	Loans from officers, directors, trustees, and other disqualified persons			
	21	Mortgages and other notes payable (attach schedule)			
	22	Other liabilities (describe ▶ <i>Net Worth Adjustments</i>)	3864	6802	
23	Total liabilities (add lines 17 through 22)	3864	6802		
Net Assets or Fund Balances	Foundations that follow SFAS 117, check here and complete lines 24 through 26 and lines 30 and 31. <input type="checkbox"/>				
	24	Unrestricted			
	25	Temporarily restricted			
	26	Permanently restricted			
	Foundations that do not follow SFAS 117, check here ▶ <input checked="" type="checkbox"/>				
	27	Capital stock, trust principal, or current funds	3001912	3001912	
	28	Paid-in or capital surplus, or land, bldg., and equipment fund	647042	505485	
29	Retained earnings, accumulated income, endowment, or other funds				
30	Total net assets or fund balances (see page 17 of the instructions)	3648954	3507397		
31	Total liabilities and net assets/fund balances (see page 17 of the instructions)	3652818	3514199		

Part III Analysis of Changes in Net Assets or Fund Balances		
1	Total net assets or fund balances at beginning of year—Part II, column (a), line 30 (must agree with end-of-year figure reported on prior year's return)	1 3648954
2	Enter amount from Part I, line 27a	2 (145421)
3	Other increases not included in line 2 (itemize) ▶ <i>Net Worth Adjustments</i>	3 3864
4	Add lines 1, 2, and 3	4 3507397
5	Decreases not included in line 2 (itemize) ▶	5
6	Total net assets or fund balances at end of year (line 4 minus line 5)—Part II, column (b), line 30	6 3507397

Part IV Capital Gains and Losses for Tax on Investment Income

(a) List and describe the kind(s) of property sold (e.g., real estate, 2-story brick warehouse, or common stock, 200 shs MLC Co)		(b) How acquired P—Purchase D—Donation	(c) Date acquired (mo., day, yr)	(d) Date sold (mo., day, yr)
1a	See Schedule Attached			
b				
c				
d				
e				
(e) Gross sales price	(f) Depreciation allowed (or allowable)	(g) Cost or other basis plus expense of sale	(h) Gain or (loss) (e) plus (f) minus (g)	
a	See Schedule Attached			
b				
c				
d				
e				
Complete only for assets showing gain in column (h) and owned by the foundation on 12/31/69			(l) Gains (Col (h) gain minus col. (k), but not less than -0- or Losses (from col (h))	
(i) F.M.V. as of 12/31/69	(j) Adjusted basis as of 12/31/69	(k) Excess of col (i) over col (j), if any		
a				
b				
c				
d				
e				
2	Capital gain net income or (net capital loss)	{ If gain, also enter in Part I, line 7 If (loss), enter -0- in Part I, line 7 }		2 (29,893)
3	Net short-term capital gain or (loss) as defined in sections 1222(5) and (6): If gain, also enter in Part I, line 8, column (c) (see pages 13 and 17 of the instructions). If (loss), enter -0- in Part I, line 8	{ If gain, also enter in Part I, line 8, column (c) (see pages 13 and 17 of the instructions). If (loss), enter -0- in Part I, line 8 }		3

Part V Qualification Under Section 4940(e) for Reduced Tax on Net Investment Income

(For optional use by domestic private foundations subject to the section 4940(a) tax on net investment income.)

If section 4940(d)(2) applies, leave this part blank.

Was the foundation liable for the section 4942 tax on the distributable amount of any year in the base period? Yes No
 If "Yes," the foundation does not qualify under section 4940(e). Do not complete this part.

1 Enter the appropriate amount in each column for each year, see page 18 of the instructions before making any entries.

(a) Base period years Calendar year (or tax year beginning in)	(b) Adjusted qualifying distributions	(c) Net value of noncharitable-use assets	(d) Distribution ratio (col. (b) divided by col. (c))
2008	212,069	408,895	.0519
2007	197,070	446,049	.0442
2006	194,805	390,798	.0498
2005	167,306	399,336	.0419
2004	198,317	394,503	.0503
2	Total of line 1, column (d)		2 .2381
3	Average distribution ratio for the 5-year base period—divide the total on line 2 by 5, or by the number of years the foundation has been in existence if less than 5 years		3 .0476
4	Enter the net value of noncharitable-use assets for 2009 from Part X, line 5		4 362,253
5	Multiply line 4 by line 3		5 172,433
6	Enter 1% of net investment income (1% of Part I, line 27b)		6 875
7	Add lines 5 and 6		7 173,308
8	Enter qualifying distributions from Part XII, line 4 If line 8 is equal to or greater than line 7, check the box in Part VI, line 1b, and complete that part using a 1% tax rate. See the Part VI instructions on page 18.		8 203,070

Part VI Excise Tax Based on Investment Income (Section 4940(a), 4940(b), 4940(e), or 4948—see page 18 of the instructions)

1a	Exempt operating foundations described in section 4940(d)(2), check here <input type="checkbox"/> and enter "N/A" on line 1. Date of ruling or determination letter: _____ (attach copy of letter if necessary—see instructions)			
1		875		
b	Domestic foundations that meet the section 4940(e) requirements in Part V, check here <input checked="" type="checkbox"/> and enter 1% of Part I, line 27b			
c	All other domestic foundations enter 2% of line 27b. Exempt foreign organizations enter 4% of Part I, line 12, col. (b)			
2	Tax under section 511 (domestic section 4947(a)(1) trusts and taxable foundations only. Others enter -0-)	00		
3	Add lines 1 and 2	875		
4	Subtitle A (income) tax (domestic section 4947(a)(1) trusts and taxable foundations only. Others enter -0-)	00		
5	Tax based on investment income. Subtract line 4 from line 3. If zero or less, enter -0-	875		
6	Credits/Payments:			
a	2009 estimated tax payments and 2008 overpayment credited to 2009	6a	1150	
b	Exempt foreign organizations—tax withheld at source	6b		
c	Tax paid with application for extension of time to file (Form 8868)	6c		
d	Backup withholding erroneously withheld	6d		
7	Total credits and payments. Add lines 6a through 6d	7	1150	
8	Enter any penalty for underpayment of estimated tax. Check here <input type="checkbox"/> if Form 2220 is attached	8	00	
9	Tax due. If the total of lines 5 and 8 is more than line 7, enter amount owed	9		
10	Overpayment. If line 7 is more than the total of lines 5 and 8, enter the amount overpaid	10	275	
11	Enter the amount of line 10 to be: Credited to 2010 estimated tax <input checked="" type="checkbox"/> <u>275</u> Refunded <input type="checkbox"/>	11		

Part VII-A Statements Regarding Activities

	Yes	No
1a		X
b		X
c		X
d		
e		
2		X
3		X
4a		X
4b		
5		X
6	X	
7	X	
8a		
b	X	
9		X
10		X

Part VII-A Statements Regarding Activities (continued)

11	At any time during the year, did the foundation, directly or indirectly, own a controlled entity within the meaning of section 512(b)(13)? If "Yes," attach schedule (see page 20 of the instructions)			X
12	Did the foundation acquire a direct or indirect interest in any applicable insurance contract before August 17, 2008?			X
13	Did the foundation comply with the public inspection requirements for its annual returns and exemption application? Website address ▶	X		
14	The books are in care of ▶ <u>Jeffrey W Stulin, Trustee</u> Telephone no. ▶ <u>617 964-4011</u> Located at ▶ <u>1254 Chestnut St Newton Upper Falls MA</u> ZIP+4 ▶ <u>02464</u>			
15	Section 4947(a)(1) nonexempt charitable trusts filing Form 990-PF in lieu of Form 1041—Check here. and enter the amount of tax-exempt interest received or accrued during the year			<input type="checkbox"/>
			15	

Part VII-B Statements Regarding Activities for Which Form 4720 May Be Required

File Form 4720 if any item is checked in the "Yes" column, unless an exception applies.

	Yes	No
1a During the year did the foundation (either directly or indirectly):		
(1) Engage in the sale or exchange, or leasing of property with a disqualified person? <input type="checkbox"/> Yes <input checked="" type="checkbox"/> No		
(2) Borrow money from, lend money to, or otherwise extend credit to (or accept it from) a disqualified person? <input type="checkbox"/> Yes <input checked="" type="checkbox"/> No		
(3) Furnish goods, services, or facilities to (or accept them from) a disqualified person? <input type="checkbox"/> Yes <input checked="" type="checkbox"/> No		
(4) Pay compensation to, or pay or reimburse the expenses of, a disqualified person? <input type="checkbox"/> Yes <input checked="" type="checkbox"/> No		
(5) Transfer any income or assets to a disqualified person (or make any of either available for the benefit or use of a disqualified person)? <input type="checkbox"/> Yes <input checked="" type="checkbox"/> No		
(6) Agree to pay money or property to a government official? (Exception. Check "No" if the foundation agreed to make a grant to or to employ the official for a period after termination of government service, if terminating within 90 days.) <input type="checkbox"/> Yes <input checked="" type="checkbox"/> No		
b If any answer is "Yes" to 1a(1)–(6), did any of the acts fail to qualify under the exceptions described in Regulations section 53.4941(d)-3 or in a current notice regarding disaster assistance (see page 20 of the instructions)? <input type="checkbox"/> Yes <input checked="" type="checkbox"/> No		
Organizations relying on a current notice regarding disaster assistance check here <input type="checkbox"/>		
c Did the foundation engage in a prior year in any of the acts described in 1a, other than excepted acts, that were not corrected before the first day of the tax year beginning in 2009? <input type="checkbox"/> Yes <input checked="" type="checkbox"/> No		X
2 Taxes on failure to distribute income (section 4942) (does not apply for years the foundation was a private operating foundation defined in section 4942(j)(3) or 4942(j)(5)):		
a At the end of tax year 2009, did the foundation have any undistributed income (lines 6d and 6e, Part XIII) for tax year(s) beginning before 2009? <input type="checkbox"/> Yes <input checked="" type="checkbox"/> No If "Yes," list the years ▶ 20____, 20____, 20____, 20____		
b Are there any years listed in 2a for which the foundation is not applying the provisions of section 4942(a)(2) (relating to incorrect valuation of assets) to the year's undistributed income? (If applying section 4942(a)(2) to all years listed, answer "No" and attach statement—see page 20 of the instructions.) <input type="checkbox"/> Yes <input checked="" type="checkbox"/> No		X
c If the provisions of section 4942(a)(2) are being applied to any of the years listed in 2a, list the years here. ▶ 20____, 20____, 20____, 20____		
3a Did the foundation hold more than a 2% direct or indirect interest in any business enterprise at any time during the year? <input type="checkbox"/> Yes <input checked="" type="checkbox"/> No		
b If "Yes," did it have excess business holdings in 2009 as a result of (1) any purchase by the foundation or disqualified persons after May 26, 1969; (2) the lapse of the 5-year period (or longer period approved by the Commissioner under section 4943(c)(7)) to dispose of holdings acquired by gift or bequest; or (3) the lapse of the 10-, 15-, or 20-year first phase holding period? (Use Schedule C, Form 4720, to determine if the foundation had excess business holdings in 2009.) <input type="checkbox"/> Yes <input checked="" type="checkbox"/> No		
4a Did the foundation invest during the year any amount in a manner that would jeopardize its charitable purposes? <input type="checkbox"/> Yes <input checked="" type="checkbox"/> No		X
b Did the foundation make any investment in a prior year (but after December 31, 1969) that could jeopardize its charitable purpose that had not been removed from jeopardy before the first day of the tax year beginning in 2009? <input type="checkbox"/> Yes <input checked="" type="checkbox"/> No		X

Part VII-B Statements Regarding Activities for Which Form 4720 May Be Required (continued)

5a During the year did the foundation pay or incur any amount to:

(1) Carry on propaganda, or otherwise attempt to influence legislation (section 4945(e))? Yes No

(2) Influence the outcome of any specific public election (see section 4955); or to carry on, directly or indirectly, any voter registration drive? Yes No

(3) Provide a grant to an individual for travel, study, or other similar purposes? Yes No

(4) Provide a grant to an organization other than a charitable, etc., organization described in section 509(a)(1), (2), or (3), or section 4940(d)(2)? (see page 22 of the instructions) Yes No

(5) Provide for any purpose other than religious, charitable, scientific, literary, or educational purposes, or for the prevention of cruelty to children or animals? Yes No

b If any answer is "Yes" to 5a(1)–(5), did any of the transactions fail to qualify under the exceptions described in Regulations section 53.4945 or in a current notice regarding disaster assistance (see page 22 of the instructions)? Yes No
Organizations relying on a current notice regarding disaster assistance check here

c If the answer is "Yes" to question 5a(4), does the foundation claim exemption from the tax because it maintained expenditure responsibility for the grant? Yes No
If "Yes," attach the statement required by Regulations section 53.4945–5(d).

6a Did the foundation, during the year, receive any funds, directly or indirectly, to pay premiums on a personal benefit contract? Yes No

b Did the foundation, during the year, pay premiums, directly or indirectly, on a personal benefit contract? Yes No
If "Yes" to 6b, file Form 8870.

7a At any time during the tax year, was the foundation a party to a prohibited tax shelter transaction? Yes No

b If yes, did the foundation receive any proceeds or have any net income attributable to the transaction? Yes No

Part VIII Information About Officers, Directors, Trustees, Foundation Managers, Highly Paid Employees, and Contractors

1 List all officers, directors, trustees, foundation managers and their compensation (see page 22 of the instructions).

(a) Name and address	(b) Title, and average hours per week devoted to position	(c) Compensation (if not paid, enter -0-)	(d) Contributions to employee benefit plans and deferred compensation	(e) Expense account, other allowances
Rita J Stulin 1254 Chestnut St 3A Newton Upper Falls MA 02464	Trustee 1 Hour	-0-	-0-	-0-
Jeffrey W Stulin 1254 Chestnut St 3A Newton Upper Falls MA 02464	Trustee 1 Hour	-0-	-0-	-0-
Jamie L Stulin 1254 Chestnut St 3A Newton Upper Falls, MA 02464	Trustee 1 Hour	-0-	-0-	-0-

2 Compensation of five highest-paid employees (other than those included on line 1—see page 23 of the instructions). If none, enter "NONE."

(a) Name and address of each employee paid more than \$50,000	(b) Title, and average hours per week devoted to position	(c) Compensation	(d) Contributions to employee benefit plans and deferred compensation	(e) Expense account, other allowances
NONE				

Total number of other employees paid over \$50,000

Part VIII Information About Officers, Directors, Trustees, Foundation Managers, Highly Paid Employees, and Contractors (continued)

3 Five highest-paid independent contractors for professional services (see page 23 of the instructions). If none, enter "NONE."

(a) Name and address of each person paid more than \$50,000	(b) Type of service	(c) Compensation
NONE		

Total number of others receiving over \$50,000 for professional services ▶

Part IX-A Summary of Direct Charitable Activities

List the foundation's four largest direct charitable activities during the tax year. Include relevant statistical information such as the number of organizations and other beneficiaries served, conferences convened, research papers produced, etc

Expenses

1 NONE	
2	
3	
4	

Part IX-B Summary of Program-Related Investments (see page 24 of the instructions)

Describe the two largest program-related investments made by the foundation during the tax year on lines 1 and 2

Amount

1 NONE	
2	
3 All other program-related investments See page 24 of the instructions	

Total. Add lines 1 through 3 ▶

Part X Minimum Investment Return (All domestic foundations must complete this part. Foreign foundations, see page 24 of the instructions.)

1	Fair market value of assets not used (or held for use) directly in carrying out charitable, etc., purposes:		
a	Average monthly fair market value of securities	1a	3652366
b	Average of monthly cash balances	1b	25331
c	Fair market value of all other assets (see page 24 of the instructions)	1c	00
d	Total (add lines 1a, b, and c)	1d	3677697
e	Reduction claimed for blockage or other factors reported on lines 1a and 1c (attach detailed explanation)	1e	00
2	Acquisition indebtedness applicable to line 1 assets	2	00
3	Subtract line 2 from line 1d	3	3677697
4	Cash deemed held for charitable activities. Enter 1 1/2 % of line 3 (for greater amount, see page 25 of the instructions)	4	55165
5	Net value of noncharitable-use assets. Subtract line 4 from line 3. Enter here and on Part V, line 4	5	3622532
6	Minimum investment return. Enter 5% of line 5	6	181127

Part XI Distributable Amount (see page 25 of the instructions) (Section 4942(j)(3) and (j)(5) private operating foundations and certain foreign organizations check here and do not complete this part.)

1	Minimum investment return from Part X, line 6	1	181127
2a	Tax on investment income for 2009 from Part VI, line 5	2a	875
b	Income tax for 2009. (This does not include the tax from Part VI.)	2b	00
c	Add lines 2a and 2b	2c	875
3	Distributable amount before adjustments. Subtract line 2c from line 1	3	180252
4	Recoveries of amounts treated as qualifying distributions	4	00
5	Add lines 3 and 4	5	180252
6	Deduction from distributable amount (see page 25 of the instructions)	6	00
7	Distributable amount as adjusted. Subtract line 6 from line 5. Enter here and on Part XIII, line 1	7	180252

Part XII Qualifying Distributions (see page 25 of the instructions)

1	Amounts paid (including administrative expenses) to accomplish charitable, etc., purposes:		
a	Expenses, contributions, gifts, etc.—total from Part I, column (d), line 26	1a	203070
b	Program-related investments—total from Part IX-B	1b	00
2	Amounts paid to acquire assets used (or held for use) directly in carrying out charitable, etc., purposes	2	00
3	Amounts set aside for specific charitable projects that satisfy the:		
a	Suitability test (prior IRS approval required)	3a	00
b	Cash distribution test (attach the required schedule)	3b	00
4	Qualifying distributions. Add lines 1a through 3b. Enter here and on Part V, line 8, and Part XIII, line 4	4	203070
5	Foundations that qualify under section 4940(e) for the reduced rate of tax on net investment income. Enter 1% of Part I, line 27b (see page 26 of the instructions)	5	875
6	Adjusted qualifying distributions. Subtract line 5 from line 4	6	202195

Note. The amount on line 6 will be used in Part V, column (b), in subsequent years when calculating whether the foundation qualifies for the section 4940(e) reduction of tax in those years.

Part XIII Undistributed Income (see page 26 of the instructions)

	(a) Corpus	(b) Years prior to 2008	(c) 2008	(d) 2009
1 Distributable amount for 2009 from Part XI, line 7				180252
2 Undistributed income, if any, as of the end of 2009:				
a Enter amount for 2008 only			202719	
b Total for prior years: 20__20__20__		00		
3 Excess distributions carryover, if any, to 2009:				
a From 2004				
b From 2005				
c From 2006				
d From 2007				
e From 2008				
f Total of lines 3a through e	00			
4 Qualifying distributions for 2009 from Part XII, line 4: ▶ \$ 203070				
a Applied to 2008, but not more than line 2a			202719	
b Applied to undistributed income of prior years (Election required—see page 26 of the instructions)		00		
c Treated as distributions out of corpus (Election required—see page 26 of the instructions)	00			
d Applied to 2009 distributable amount				351
e Remaining amount distributed out of corpus	00			
5 Excess distributions carryover applied to 2009 (If an amount appears in column (d), the same amount must be shown in column (a).)	00			00
6 Enter the net total of each column as indicated below:				
a Corpus. Add lines 3f, 4c, and 4e. Subtract line 5	00			
b Prior years' undistributed income. Subtract line 4b from line 2b		00		
c Enter the amount of prior years' undistributed income for which a notice of deficiency has been issued, or on which the section 4942(a) tax has been previously assessed		00		
d Subtract line 6c from line 6b. Taxable amount—see page 27 of the instructions		00		
e Undistributed income for 2008. Subtract line 4a from line 2a. Taxable amount—see page 27 of the instructions			00	
f Undistributed income for 2009. Subtract lines 4d and 5 from line 1. This amount must be distributed in 2010				179901
7 Amounts treated as distributions out of corpus to satisfy requirements imposed by section 170(b)(1)(F) or 4942(g)(3) (see page 27 of the instructions)	00			
8 Excess distributions carryover from 2004 not applied on line 5 or line 7 (see page 27 of the instructions)	00			
9 Excess distributions carryover to 2010. Subtract lines 7 and 8 from line 6a	00			
10 Analysis of line 9:				
a Excess from 2005				
b Excess from 2006				
c Excess from 2007				
d Excess from 2008				
e Excess from 2009				

Part XIV Private Operating Foundations (see page 27 of the instructions and Part VII-A, question 9)

1a If the foundation has received a ruling or determination letter that it is a private operating foundation, and the ruling is effective for 2009, enter the date of the ruling **NA**

b Check box to indicate whether the foundation is a private operating foundation described in section 4942(j)(3) or 4942(j)(5)

	Tax year	Prior 3 years			(e) Total
	(a) 2009	(b) 2008	(c) 2007	(d) 2006	
2a Enter the lesser of the adjusted net income from Part I or the minimum investment return from Part X for each year listed					
b 85% of line 2a					
c Qualifying distributions from Part XII, line 4 for each year listed					
d Amounts included in line 2c not used directly for active conduct of exempt activities					
e Qualifying distributions made directly for active conduct of exempt activities. Subtract line 2d from line 2c					
3 Complete 3a, b, or c for the alternative test relied upon:					
a "Assets" alternative test—enter:					
(1) Value of all assets					
(2) Value of assets qualifying under section 4942(j)(3)(B)(i)					
b "Endowment" alternative test—enter 2/3 of minimum investment return shown in Part X, line 6 for each year listed					
c "Support" alternative test—enter:					
(1) Total support other than gross investment income (interest, dividends, rents, payments on securities loans (section 512(a)(5)), or royalties)					
(2) Support from general public and 5 or more exempt organizations as provided in section 4942(j)(3)(B)(iii)					
(3) Largest amount of support from an exempt organization					
(4) Gross investment income					

Part XV Supplementary Information (Complete this part only if the foundation had \$5,000 or more in assets at any time during the year—see page 28 of the instructions.)

1 Information Regarding Foundation Managers:

a List any managers of the foundation who have contributed more than 2% of the total contributions received by the foundation before the close of any tax year (but only if they have contributed more than \$5,000). (See section 507(d)(2).)
NONE

b List any managers of the foundation who own 10% or more of the stock of a corporation (or an equally large portion of the ownership of a partnership or other entity) of which the foundation has a 10% or greater interest.
NONE

2 Information Regarding Contribution, Grant, Gift, Loan, Scholarship, etc., Programs:

Check here if the foundation only makes contributions to preselected charitable organizations and does not accept unsolicited requests for funds. If the foundation makes gifts, grants, etc. (see page 28 of the instructions) to individuals or organizations under other conditions, complete items 2a, b, c, and d.

a The name, address, and telephone number of the person to whom applications should be addressed:
NA

b The form in which applications should be submitted and information and materials they should include:
NA

c Any submission deadlines: **NA**

d Any restrictions or limitations on awards, such as by geographical areas, charitable fields, kinds of institutions, or other factors:
NA

Part XV Supplementary Information (continued)

3 Grants and Contributions Paid During the Year or Approved for Future Payment

Recipient	If recipient is an individual, show any relationship to any foundation manager or substantial contributor	Foundation status of recipient	Purpose of grant or contribution	Amount
Name and address (home or business)				
<p>a Paid during the year</p> <p style="text-align: center; font-size: 24px;">See Schedule Attached</p>				
<p>Total</p>				<p>▶ 3a 203,000</p>
<p>b Approved for future payment</p>				
<p>Total</p>				<p>▶ 3b 00</p>

Part XVI-A Analysis of Income-Producing Activities

Enter gross amounts unless otherwise indicated.

Table with 5 columns: (a) Business code, (b) Amount, (c) Exclusion code, (d) Amount, (e) Related or exempt function income. Rows include Program service revenue, Membership dues, Interest on savings, Dividends, Net rental income, Other investment income, Gain or (loss) from sales of assets, and Total. Handwritten entries include '14', '121', '106527', and '14 (29893)'. Total amount in (e) is 76755.

Part XVI-B Relationship of Activities to the Accomplishment of Exempt Purposes

Line No. Explain below how each activity for which income is reported in column (e) of Part XVI-A contributed importantly to the accomplishment of the foundation's exempt purposes (other than by providing funds for such purposes) (See page 29 of the instructions.) Handwritten response: Foundation does not engage in any income activities. All of its revenue comes from passive investment of its assets.

Part XVII Information Regarding Transfers To and Transactions and Relationships With Noncharitable Exempt Organizations

- 1 Did the organization directly or indirectly engage in any of the following with any other organization described in section 501(c) of the Code... a Transfers from the reporting foundation to a noncharitable exempt organization of: (1) Cash, (2) Other assets... b Other transactions: (1) Sales of assets to a noncharitable exempt organization, (2) Purchases of assets from a noncharitable exempt organization, (3) Rental of facilities, equipment, or other assets, (4) Reimbursement arrangements, (5) Loans or loan guarantees, (6) Performance of services or membership or fundraising solicitations... c Sharing of facilities, equipment, mailing lists, other assets, or paid employees... d If the answer to any of the above is "Yes," complete the following schedule.

Table with 3 columns: Question, Yes, No. Rows 1a(1) through 1c with 'X' marks in the No column.

Table with 4 columns: (a) Line no., (b) Amount involved, (c) Name of noncharitable exempt organization, (d) Description of transfers, transactions, and sharing arrangements.

2a Is the foundation directly or indirectly affiliated with, or related to, one or more tax-exempt organizations described in section 501(c) of the Code... [] Yes [X] No

Table with 3 columns: (a) Name of organization, (b) Type of organization, (c) Description of relationship.

Under penalties of perjury, I declare that I have examined this return, including accompanying schedules and statements, and to the best of my knowledge and belief, it is true, correct, and complete.

Signature of officer or trustee: [Signature], Date: 07/08/10, Title: Trustee

Sign Here section for Paid Preparer's Use Only. Includes fields for Preparer's signature, Date, Check if self-employed, Firm's name, EIN, and Phone no.

Part XV Supplementary Information (continued)

Item 3 Grants and Contributions Paid During the Year or Approved for Future Payment

Recipient	If recipient is an individual, show any relationship to any foundation manager or substantial contributor	Foundation status of recipient	Purpose of grant or contribution	Amount
Name and Address (home or business)				
a Paid during the year				
The Second Step P O Box 600213 Newtonville, MA 02460-0002		Public Charity	General purpose of organization	30,736
Strive Boston Employment Service, Inc. 651 Washington Street Dorchester, MA 02124		Public Charity	General purpose of organization	6,723
The Friends of the New England Holocaust Memorial 126 High Street Boston, MA 02110-2700		Public Charity	General purpose of organization	4,322
Share Our Strength/ Operation Front Line-Boston 110 W. Squantum Street - Suite 27 Quincy, MA 02171		Public Charity	General purpose of organization	4,802
Massachusetts Audubon Society 208 South Great Road Lincoln, MA 01773		Public Charity	General purpose of organization	6,000
Nature Conservancy-Massachusetts Chapter 205 Portland Street Suite 400 Boston, MA 02114-1708		Public Charity	General purpose of organization	1,921
Camp Sunshine 35 Acadia Road Casco, ME 04015		Public Charity	General purpose of organization	8,644
The International Dyslexia Association 40 York Road 4th Floor Baltimore, MD 21204-5202		Public Charity	General purpose of organization	4,000
The Salvation Army Massachusetts Divisional Headquarters 147 Berkeley Street Boston, MA 02116-5197		Public Charity	General purpose of organization	12,000

Part XV **Supplementary Information** (continued)

Item 3 Grants and Contributions Paid During the Year or Approved for Future Payment

Recipient Name and Address (home or business)	If recipient is an individual, show any relationship to any foundation manager or substantial contributor	Foundation status of recipient	Purpose of grant or contribution	Amount
a Paid during the year				
Project Bread - The Walk for Hunger 145 Border Street East Boston, MA 02128-1903		Public Charity	General purpose of organization	13,447
The Home for Little Wanderers Development Dept 271 Huntington Avenue Boston, MA 02115-9849		Public Charity	General purpose of organization	17,000
Alzheimer's Association of Massachusetts 311 Arsenal Street Watertown, Ma 02472		Public Charity	General purpose of organization	21,323
Bentley College Corporate and Foundation Relations 175 Forest Street Waltham, MA 02452-4705		Public Charity	General purpose of organization	2,500
Northeastern University School of Law Office of Development 120 Knowles Hall 400 Huntington Avenue Boston, MA 02115-5000		Public Charity	General purpose of organization	12,000
Beach Plum Farm Great Works Regional Land Trust P O Box 151 South Berwick, ME 03908		Public Charity	General purpose of organization	1,921
Great Works Regional Land Trust P O Box 151 South Berwick, ME 03908		Public Charity	General purpose of organization	2,500
Marginal Way Beautification Fund P O Box 875 Municipal Office Ogunquit, ME 03907-0875		Public Charity	General purpose of organization	2,500
Newton Free Library Nancy Perlow, Library Director 330 Homer Street Newton, MA 02459		Public Charity	General purpose of organization	9,605

Part XV Supplementary Information (continued)

Item 3 Grants and Contributions Paid During the Year or Approved for Future Payment

Recipient Name and Address (home or business)	If recipient is an individual, show any relationship to any foundation manager or substantial contributor	Foundation status of recipient	Purpose of grant or contribution	Amount
a Paid during the year				
American Red Cross-Mass Bay Chapter Financial Development 139 Main Street Cambridge, MA 02142-1530		Public Charity	General purpose of organization	7,684
Newton South High School David E Stulin Memorial Scholarship for Exceptional Determination		Public Charity	General purpose of organization	5,000
Massachusetts General Hospital Nuerology Service, Alzheimer Research Unit Attn: Dr. Bradley Hyman MD PhD Bldg 114 - 16th Street - Room 2009 Charlestown, MA 02129-4404		Public Charity	General purpose of organization	1,800
Children's Hospital Trust 1 Autumn Street Boston, MA 02215-5301		Public Charity	General purpose of organization	1,921
Newton-Wellesley Hospital Charitable Foundation 2014 Washington Street Newton, MA 02462		Public Charity	General purpose of organization	1,921
The Walter E Fernald Association Inc The Fernald Center P O Box 1122 282 Trapelo Road Newton, MA 02462		Public Charity	General purpose of organization	3,362
Jewish Family & Children's Service Ira Schor, Director of Community Programs 1430 Main Street Newton, MA 02462		Public Charity	General purpose of organization	4,803
Action for Post-Soviet Jewry 24 Crescent Street - Suite 306 Waltham, MA 02453-4089		Public Charity	General purpose of organization	3,842
Temple Beit Chaverim P O Box 30878 Palm Beach, FLA 33420		Public Charity	General purpose of organization	4,000

Item 3 Grants and Contributions Paid During the Year or Approved for Future Payment

Recipient	If recipient is an individual, show any relationship to any foundation manager or substantial contributor	Foundation status of recipient	Purpose of grant or contribution	Amount
Name and Address (home or business)				
a Paid during the year				
Jewish Vocational Service 29 Winter Street Boston, MA 02108		Public Charity	General purpose of organization	1,921
Combined Jewish Philanthropies of Greater Boston, Inc. 126 High Street Boston, MA 02110		Public Charity	General purpose of organization	4,802
Total			3a	203,000

Part I

Line 3 - Interest on Savings and Temporary Cash Investments

Interest - Massachusetts Banks 121.08

Line 4 - Dividends and Interest from Securities

Dividends 67,311.08
Interest - Government Bonds 9,687.50
Interest - Corporate Bonds 29,528.59
106,527.17

Line 6a - Net Gain or (Loss) for Sale of Assets not on Line 10

Long Term Capital Gain Distributions -
PIMCO FDS PAC INVT MGMT SER 672.25
Capital Gains/Losses (see schedule IV) (30,565.31)
(29,893.06)

Line 11 - Other Income

Federal Refund 5,725.27

Line 16b - Accounting, Bookkeeping & Investment Services 11,078.21

Line 16c - Management/Investment Fees 10,991.72

Line 18 - Taxes

Mass Annual Report 70.00
Excise Tax on Investment Income 1,150.00
Foreign Taxes 1,398.37
2,618.37

Part 1

Line 23 - Other Expenses

Amortization Expense - Government Bonds (See Schedule A) 37.71 (*)
 Amortization Expense - Corporate Bonds (See Schedule B) 174.62 (*)

Total Other Expenses 212.33

Schedule A - Government Bonds

	Date Acquired	Date Matures	Original Cost	Bond Premium	ABP 12/31/2009	ABP Prior Years	Total ABP	YE Adjusted Cost
(1) 50,000 Federal Home Loan Banks 4.125% Due 08/13/10	11/01/04	08/13/10	50,473.50	473.50	0.79	330.29	331.08	50,142.42 //
(2) 50,000 Federal Home Loan Bank 5% Due 05/13/11	06/03/04	05/13/11	50,325.00	325.00	(14.09)	201.86	187.77	50,137.23 //
(3) 50,000 US Treasury Notes 3.25% Due 01/15/09	10/14/04	01/15/09	50,142.58	142.58	1.38	141.20	142.58	Matured
(4) 50,000 US Treasury Notes 4.375% Due 08/15/12	04/26/05	08/15/12	50,847.66	847.66	49.63	395.79	445.42	50,402.24 //
					37.71	1,069.14	1,106.85	//

(*) Elected on Federal Return by Section 171 Election, Amortization for Bond Premium (ABP), to offset taxable interest.

(A) ABP for 12/31/09 was adjusted to agree with Bank of America cost figures on 12/31/09 statement

Part 1

Line 23 - Other Expenses

Schedule B - Corporate Bonds		Date Acquired	Date Matures	Original Cost	Bond Premium	ABP 12/31/2009	ABP Prior Years	Total ABP	YE Adjusted Cost
(1)	50,000 Bank of America 4.375% Due 12/01/10	08/24/04	12/01/10	50,059.50	59.50	(1.33)	39.58	38.25	50,021.25 //
(2)	50,000 Citigroup Inc 4.25% Due 07/29/09	08/24/04	07/29/09	50,670.00	670.00	84.71	585.29	670.00	Matured
(3)	50,000 General Electric Co 5% Due 02/01/13	08/26/04	02/01/13	51,006.50	1,006.50	(12.24)	469.07	456.83	50,549.67 //
(4)	50,000 Gillette Co 3.8% Due 09/15/09	10/16/04	09/15/09	50,291.00	291.00	45.01	245.99	291.00	Matured
(5)	50,000 Int'l Business Mach 4.75% Due 11/29/12	11/02/04	11/29/12	51,128.00	1,128.00	4.80	531.62	536.42	50,591.58 //
(6)	50,000 JP Morgan Chase & Co 4.5% Due 11/15/10	10/15/04	11/15/10	50,969.00	969.00	(2.61)	644.42	641.81	50,327.19 //
(7)	50,000 Wachovia Corp New 5.3% Due 10/15/11	05/15/07	10/15/11	50,251.00	251.00	56.28	86.04	142.32	50,108.68 //
						174.62	2,602.01	2,776.63	//

(*) Elected on Federal Return by Section 171 Election, Amortization for Bond Premium, (ABP), to offset taxable interest.

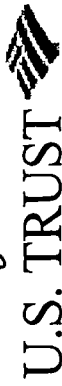
(A) ABP for 12/31/09 was adjusted to agree with Bank of America cost figures on 12/31/09 statement

1813

INVESTMENTS

Jacbel Foundation EIN 04-6796689

Trade Date



Bank of America Private Wealth Management

Account Summary

Dec. 01, 2009 through Dec. 31, 2009

Account: 80-02-200-5869827 JACBEL FOUNDATION

Market Value \$3,965,123.45

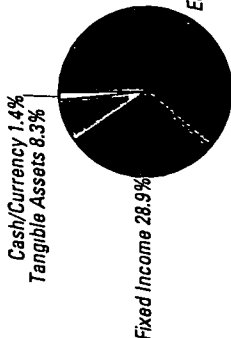
Account Activity		Realized Gain/Loss Summary		Income Summary	
Description	Current Period	Description	Current Period	Description	Current Period
Beginning Market Value	\$3,951,533.97	Short-term	\$0.00	Dividends - Taxable	\$23,863.53
Income	25,227.68	Long-term	674.05	Interest - Taxable	1,364.15
Deposits	672.25	Net Total	\$674.05	Total Income	\$25,227.68
Disbursements	0.00				
Bank Fees	-963.76				
Change in Market Value	-11,346.69				
Ending Market Value	\$3,965,123.45				
Change in Account Value	13,589.48				

Portfolio Allocation

Description	Market Value	YTD Since 01/01/09	Current Period	YTD Since 01/01/09
Cash/Currency	56,218.66	\$56,223.32	\$84.33	\$56,218.66
Equities	2,433,853.65	2,435,233.78	46,278.55	\$69,769.93
Fixed Income	1,138,176.45	1,145,241.41	50,134.53	38,583.80
Tangible Assets	328,424.94	328,424.94	3,365.33	\$108,353.73
Total Assets	3,956,673.70	\$3,965,123.45	\$99,862.74	\$108,353.73
Total		\$3,965,123.45	\$99,862.74	

With out Accrued Income

Description	Market Value (1)	Tax Cost	Estimated Annual Income	Current Yield
Cash/Currency	\$56,218.66	\$56,218.66	\$84.33	0.2%
Equities	2,433,853.65	2,135,055.82	46,278.55	1.9
Fixed Income	1,138,176.45	1,062,851.61	50,134.53	4.4
Tangible Assets	328,424.94	242,259.23	3,365.33	1.0
Total Assets	3,956,673.70	\$3,496,385.32	\$99,862.74	2.5%
Total		\$3,496,385.32	\$99,862.74	



Bank of America
checking account 14 343 71

3,971,017.41

3,979,467.16

3,510,729.03

2,377,315.05

200,570.56

862,281.05

1,062,851.61

2 of 13

Trade Date

Jacbel Foundation EIN 04-6796689

INVESTMENTS



Bank of America Private Wealth Management

Account Summary

Dec. 01, 2009 through Dec. 31, 2009

Account: 80-02-200-5869827 JACBEL FOUNDATION

Cash Summary

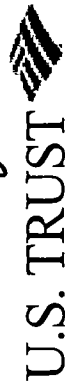
	Current Period		YTD Since 01/01/09	
	Income Cash	Principal Cash	Income Cash	Principal Cash
Beginning Value	\$83,771.51	-\$83,771.51	\$0.00	\$0.00
Income	25,227.68	0.00	106,546.15	1,807.58
Deposits	0.00	672.25	0.00	5,247.52
Disbursements	0.00	0.00	-17,001.75	-203,000.00
Bank Fees	-963.76	0.00	-7,516.73	-2,234.24
Income/Principal Transfers	0.00	0.00	-60,000.00	60,000.00
Purchases	0.00	0.00	0.00	-1,273,903.01
Sales and Maturities	0.00	1,918.13	0.00	390,270.53
Net Automated Money Market Transactions	-26,854.30	0.00	59,153.46	940,630.49
Ending Value	\$81,181.13	-\$81,181.13	\$81,181.13	-\$81,181.13

Trade Date

Jacbel Foundation EIN 04-6796689

INVESTMENTS

3 of 13



Bank of America Private Wealth Management

Portfolio Analysis

Dec. 01, 2009 through Dec. 31, 2009

Account: 80-02-200-5869827 JACBEL FOUNDATION

Portfolio Summary by Asset Class

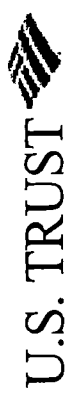
Description	Market Value	% of Account	% of Sector	Tax Cost	Estimated Annual Income	Current Yield
Cash/Currency						
Cash Equivalents	\$56,223.32	1.4%	100.0%	\$56,218.66	\$84.33	0.2%
Total Cash/Currency Equities	\$56,223.32	1.4%	100.0%	\$56,218.66	\$84.33	0.2%
U.S. Large Cap	\$1,471,311.09	37.1%	60.4%	\$1,292,696.72	\$24,627.53	1.7%
U.S. Mid Cap	71,658.00	1.8%	2.9%	62,969.26	601.00	0.8%
U.S. Small Cap	200,843.23	5.1%	8.2%	161,410.28	0.00	0.0%
International Developed	436,002.10	11.0%	17.9%	432,392.36	18,215.83	4.2%
Emerging Markets	255,419.36	6.4%	10.5%	185,567.20	2,834.19	1.1%
Total Equities	\$2,435,233.78	61.4%	100.0%	\$2,135,055.82	\$46,278.55	1.9%
Fixed Income						
Investment Grade Taxable	\$858,445.40	21.7%	75.0%	\$816,462.65	\$41,177.86	4.8%
International Developed Bonds	174,284.14	4.4%	15.2%	149,550.84	6,250.55	3.6%
Global High Yield Taxable	112,511.87	2.8%	9.8%	96,838.12	2,706.12	2.4%
Total Fixed Income	\$1,145,241.41	28.9%	100.0%	\$1,062,851.61	\$50,134.53	4.4%
Tangible Assets						
Commodities	\$328,424.94	8.3%	100.0%	\$242,259.23	\$3,365.33	1.0%
Total Tangible Assets	\$328,424.94	8.3%	100.0%	\$242,259.23	\$3,365.33	1.0%
Total Assets	\$3,965,123.45	100.0%		\$3,496,385.32	\$99,862.74	2.5%
Total	\$3,965,123.45			\$3,496,385.32	\$99,862.74	

4 of 13

Trade Date

INVESTMENTS

Jacbel Foundation EIN 04-6796689



Bank of America Private Wealth Management

Portfolio Analysis

Dec. 01, 2009 through Dec. 31, 2009

Account: 80-02-200-5869827 JACBEL FOUNDATION

Equities - Summary by Business Sector

Sector	Market Value	% of Equities	% of S&P 500
Consumer Discretionary	\$110,742.00	4.5%	9.6%
Consumer Staples	100,277.88	4.1	11.4
Energy	147,094.10	6.0	11.5
Financials	144,840.00	5.9	14.4
Health Care	179,427.25	7.4	12.6
Industrials	121,381.50	5.0	10.2
Information Technology	243,815.15	10.0	19.9
Materials	90,134.96	3.7	3.6
Telecommunication Services	42,302.00	1.7	3.1
Utilities	42,878.25	1.8	3.7
Other Equities	1,212,340.69	49.8	0.0
Total Equities	\$2,435,233.78	100.0%	100.0%

Fixed Income - Maturity Schedule

Maturity	Maturity Amount	% of Total
Less than 1 year	\$150,000.00	27.0%
1 - 5 years	300,000.00	54.0
6 - 10 years	50,000.00	9.0
Over 15 years	55,433.89	10.0
Total	\$555,433.89	100.0%
Weighted Average Maturity	5.0 years	
Weighted Average Coupon	4.8%	
Weighted Average Current Yield	4.5%	
Weighted Average Yield to Maturity/Call	1.5%	

Fixed Income - Quality Schedule

Moody's Rating	Market Value	% of Fixed Income
Aaa	\$272,741.50	46.0%
Aa	105,914.16	17.9
A	214,143.33	36.1
Total Fixed Income	\$592,798.99	100.0%

The Fixed Income - Maturity Schedule and Fixed Income - Quality Schedule include cash equivalents maturing within six months and exclude preferred stocks and fixed income funds.

5 of 13

Trade Date

Jacbel Foundation EIN 04-6796689

INVESTMENTS

U.S. TRUST

Bank of America Private Wealth Management

Portfolio Detail

Account: 80-02-200-5869827 JACBEL FOUNDATION

Dec. 01, 2009 through Dec. 31, 2009

Units	Description	CUSIP	Market Value(1)/ Market Price	Accrued Income	Average Unit Cost	Tax Cost/ Average Unit Cost	Unrealized Gain/Loss	Estimated Annual Income	Cur Yld/ YTM
Cash/Currency									
Cash Equivalents									
56,218.660	BANK OF AMERICA MONEY MARKET SAVINGS ACCOUNT (Income Investment)	994458719	\$56,218.66	\$4.66	\$56,218.66	\$56,218.66	\$0.00	\$84.33	0.2%
	Total Cash Equivalents		\$56,218.66	\$4.66	\$56,218.66	\$56,218.66	\$0.00	\$84.33	0.2%
Cash/Currency Other									
81,181.130	INCOME CASH		\$81,181.13	\$0.00	\$81,181.13	\$81,181.13	\$0.00	\$0.00	0.0%
-81,181.130	PRINCIPAL CASH		-81,181.13	0.00	-81,181.13	-81,181.13	0.00	0.00	0.0
	Total Cash/Currency Other		\$0.00	\$0.00	\$0.00	\$0.00	\$0.00	\$0.00	0.0%
	Total Cash/Currency		\$56,218.66	\$4.66	\$56,218.66	\$56,218.66	\$0.00	\$84.33	0.2%
Equities									
Consumer Discretionary									
275.000	AMAZON COM INC Ticker: AMZN	023135106	\$36,993.00 134.520	\$0.00	\$14,766.81 53.697	\$14,766.81 53.697	\$22,226.19	\$0.00	0.0%
600.000	BED BATH & BEYOND INC Ticker: BBBY	075896100	23,166.00 38.610	0.00	15,414.50 25.691	15,414.50 25.691	7,751.50	0.00	0.0
475.000	FORTUNE BRANDS INC Ticker: FO	349631101	20,520.00 43.200	0.00	29,212.76 61.501	29,212.76 61.501	-8,692.76	361.00	1.8
700.000	LOWES COS INC Ticker: LOW	548661107	16,373.00 23.390	0.00	21,854.28 31.220	21,854.28 31.220	-5,481.28	252.00	1.5
1,000.000	NEWS CORP CLA Ticker: NWSA	65248E104	13,690.00 13.690	0.00	15,195.00 15.195	15,195.00 15.195	-1,505.00	120.00	0.9
	Total Consumer Discretionary		\$110,742.00	\$0.00	\$96,443.35	\$96,443.35	\$14,298.65	\$733.00	0.7%

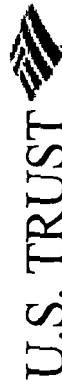
(1) Market Value in the Portfolio Detail section does not include Accrued Income.

Trade Date

6 of 13

INVESTMENTS

Jacbel Foundation EIN 04-6796689



Bank of America Private Wealth Management

Portfolio Detail

Account: 80-02-200-5869827 JACBEL FOUNDATION

Dec. 01, 2009 through Dec. 31, 2009

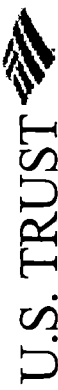
Units	Description	CUSIP	Market Value(1)/ Market Price	Accrued Income	Average Unit Cost	Tax Cost/ Unit Cost	Unrealized Gain/Loss	Estimated Annual Income	Cur Yld/ YTM
Consumer Staples									
1,050,000	ALTRIA GROUP INC Ticker: MO	02209S103	\$20,611.50 19.630	\$357.00	\$15,988.15 15.227	\$15,988.15 15.227	\$4,623.35	\$1,428.00	6.9%
325,000	COCA COLA CO Ticker: KO	191216100	18,525.00 57.000	0.00	14,880.94 45.788	14,880.94 45.788	3,644.06	533.00	2.9
375,000	PEPSICO INC Ticker: PEP	713448108	22,800.00 60.800	168.75	19,191.75 51.178	19,191.75 51.178	3,608.25	675.00	3.0
500,000	PHILIP MORRIS INTL INC Ticker: PM	718172109	24,095.00 48.190	290.00	22,160.75 44.322	22,160.75 44.322	1,934.25	1,160.00	4.8
250,000	WAL-MART STORES INC Ticker: WMT	931142103	13,362.50 53.450	68.13	14,014.38 56.058	14,014.38 56.058	-651.88	272.50	2.0
	Total Consumer Staples		\$99,394.00	\$883.88	\$86,235.97	\$86,235.97	\$13,158.03	\$4,068.50	4.1%
Energy									
300,000	APACHE CORP Ticker: APA	037411105	\$30,951.00 103.170	\$0.00	\$15,985.73 53.286	\$15,985.73 53.286	\$14,965.27	\$180.00	0.6%
400,000	CHEVRON CORP Ticker: CVX	166764100	30,796.00 76.990	0.00	26,382.00 65.955	26,382.00 65.955	4,414.00	1,088.00	3.5
300,000	EXXON MOBIL CORP Ticker: XOM	30231G102	20,457.00 68.190	0.00	14,832.00 49.440	14,832.00 49.440	5,625.00	504.00	2.5
325,000	SCHLUMBERGER LTD NETHERLANDS ANTILLES Ticker: SLB	806857108	21,154.25 65.090	68.25	18,701.10 57.542	18,701.10 57.542	2,453.15	273.00	1.3
302,000	TRANSOCEAN LTD SWITZERLAND Ticker: RIG	H8817H100	25,005.60 82.800	0.00	27,750.85 91.890	27,750.85 91.890	-2,745.25	0.00	0.0
400,000	XTO ENERGY INC Ticker: XTO	98385X106	18,612.00 46.530	50.00	15,879.00 39.698	15,879.00 39.698	2,733.00	200.00	1.1
	Total Energy		\$146,975.85	\$118.25	\$119,530.68	\$119,530.68	\$27,445.17	\$2,245.00	1.5%

Trade Date

7 of 13

INVESTMENTS

Jacbel Foundation EIN 04-6796689



Bank of America Private Wealth Management

Portfolio Detail

Account: 80-02-200-5869827 JACBEL FOUNDATION

Dec. 01, 2009 through Dec. 31, 2009

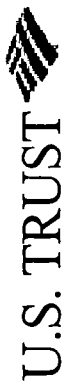
Units	Description	CUSIP	Market Value(1)/ Market Price	Accrued Income	Average Unit Cost	Tax Cost/ Unit Cost	Unrealized Gain/Loss	Estimated Annual Income	Cur Yld/ YTM
Equities (cont)									
Financials									
11,000	BERKSHIRE HATHAWAY INC DEL CL B Ticker: BRK B	084670207	\$36,146.00 3,286.000	\$0.00	\$30,833.17 2,803.015	\$5,312.83	\$0.00	\$0.00	0.0%
250,000	GOLDMAN SACHS GROUP INC Ticker: GS	38141G104	42,210.00 168.840	0.00	30,997.10 123.988	11,212.90	350.00	350.00	0.8
1,200,000	HARTFORD FINL SVCS GROUP INC Ticker: HIG	416515104	27,912.00 23.260	60.00	18,342.00 15.285	9,570.00	240.00	240.00	0.9
750,000	US BANCORP DEL COM NEW Ticker: USB	902973304	16,882.50 22.510	37.50	22,463.25 29.951	-5,580.75	150.00	150.00	0.9
800,000	WELLS FARGO & CO NEW COM Ticker: WFC	949746101	21,592.00 26.990	0.00	24,658.00 30.823	-3,066.00	160.00	160.00	0.7
Total Financials			\$144,742.50	\$97.50	\$127,293.52	\$17,448.98	\$500.00	\$500.00	0.6%
Health Care									
350,000	ABBOTT LABS Ticker: ABB	002824100	\$18,896.50 53.990	\$0.00	\$18,592.58 53.122	\$303.92	\$560.00	\$560.00	3.0%
450,000	COVIDIEN LTD PLC COM IRELAND Ticker: COV	G2554F105	21,550.50 47.890	0.00	17,438.41 38.752	4,112.09	324.00	324.00	1.5
300,000	GILEAD SCIENCES INC Ticker: GILD	375558103	12,981.00 43.270	0.00	13,541.25 45.138	-560.25	0.00	0.00	0.0
400,000	JOHNSON & JOHNSON Ticker: JNJ	478160104	25,764.00 64.410	0.00	24,330.00 60.825	1,434.00	784.00	784.00	3.0
500,000	MEDCO HLTH SOLUTIONS INC Ticker: MHS	58405U102	31,955.00 63.910	0.00	22,446.88 44.894	9,508.12	0.00	0.00	0.0
500,000	NOVARTIS ADR SPONSORED SWITZERLAND Ticker: NVS	66987V109	27,215.00 54.430	0.00	24,382.81 48.766	2,832.19	727.00	727.00	2.7

8 of 13

Trade Date

INVESTMENTS

Jacbel Foundation EIN 04-6796689



Bank of America Private Wealth Management

Portfolio Detail

Account: 80-02-200-5869827 JACBEL FOUNDATION

Dec. 01, 2009 through Dec. 31, 2009

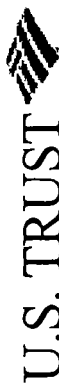
Units	Description	CUSIP	Market Value(1)/ Market Price	Accrued Income	Average Unit Cost	Tax Cost/ Unit Cost	Unrealized Gain/Loss	Estimated Annual Income	Cur Yld/ YTM
Equities (cont)									
Health Care (cont)									
550.000	ROCHE HLDG LTD SPONSORED ADR SWITZERLAND Ticker: RHHBY	771195104	23,383.25 42.515	0.00	16,649.88 30.273	6,733.37	365.75	1.6	
350.000	STRYKER CORP Ticker: SYK	863667101	17,629.50 50.370	52.50	20,578.08 58.795	-2,948.58	210.00	1.2	
	Total Health Care		\$179,374.75	\$52.50	\$157,959.89	\$21,414.86	\$2,970.75	1.7%	
Industrials									
225.000	CATERPILLAR INC Ticker: CAT	149123101	\$12,822.75 56.990	\$0.00	\$9,966.04 44.294	\$2,856.71	\$378.00	2.9%	
300.000	EMERSON ELEC CO Ticker: EMR	291011104	12,780.00 42.600	0.00	10,052.25 33.508	2,727.75	402.00	3.1	
300.000	FEDEX CORP Ticker: FDX	31428X106	25,035.00 83.450	33.00	24,904.50 83.015	130.50	132.00	0.5	
600.000	GENERAL ELEC CO Ticker: GE	369604103	9,078.00 15.130	60.00	21,878.00 36.463	-12,800.00	240.00	2.6	
500.000	UNITED TECHNOLOGIES CORP Ticker: UTX	913017109	34,705.00 69.410	0.00	25,817.50 51.635	8,887.50	770.00	2.2	
325.000	3M CO Ticker: MMM	88579Y101	26,867.75 82.670	0.00	24,740.63 76.125	2,127.12	663.00	2.5	
	Total Industrials		\$121,288.50	\$93.00	\$117,358.92	\$3,929.58	\$2,585.00	2.1%	
Information Technology									
200.000	APPLE INC Ticker: AAPL	037833100	\$42,146.40 210.732	\$0.00	\$27,987.00 139.935	\$14,159.40	\$0.00	0.0%	
100.000	GOOGLE INC CLA COM Ticker: GOOG	38259P508	61,998.00 619.980	0.00	42,895.50 428.955	19,102.50	0.00	0.0	
1,000.000	INTEL CORP Ticker: INTC	458140100	20,400.00 20.400	0.00	20,029.70 20.030	370.30	560.00	2.7	

9 of 13

Trade Date

Jacbel Foundation EIN 04-6796689

INVESTMENTS



U.S. TRUST

Bank of America Private Wealth Management

Portfolio Detail

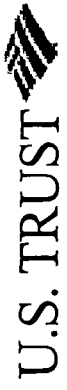
Account: 80-02-200-5869827 JACBEL FOUNDATION

Dec. 01, 2009 through Dec. 31, 2009

Units	Description	CUSIP	Market Value(1)/ Market Price	Accrued Income	Average Unit Cost	Tax Cost/ Unit Cost	Unrealized Gain/Loss	Estimated Annual Income	Cur Yld/ YTM
Equities (cont)									
Information Technology (cont)									
300.000	INTERNATIONAL BUSINESS MACHS Ticker: IBM	459200101	39,270.00 130.900	0.00	26,244.00 87.480	13,026.00	660.00	1.7	
1,200.000	MICROSOFT CORP Ticker: MSFT	594918104	36,576.00 30.480	0.00	31,212.08 26.010	5,363.92	624.00	1.7	
850.000	NOKIA CORP SPONSORED ADR FINLAND Ticker: NOK	654902204	10,922.50 12.850	0.00	15,567.75 18.315	-4,645.25	334.05	3.1	
1,325.000	ORACLE CORP Ticker: ORCL	68389X105	32,502.25 24.530	0.00	17,350.52 13.095	15,151.73	265.00	0.8	
	Total Information Technology		\$243,815.15	\$0.00	\$181,286.55	\$62,528.60	\$2,443.05	1.0%	
Materials									
599.000	FREEMONT-MCMORAN COPPER & GOLD INC COM Ticker: FCX	35671D857	\$48,093.71 80.290	\$0.00	\$25,076.02 41.863	\$23,017.69	\$359.40	0.7%	
375.000	NUCOR CORP Ticker: NUE	670346105	17,493.75 46.650	135.00	17,207.62 45.887	286.13	540.00	3.1	
225.000	POTASH CORP SASK INC CANADA Ticker: POT	73755L107	24,412.50 108.500	0.00	16,714.35 74.286	7,698.15	90.00	0.4	
	Total Materials		\$89,999.96	\$135.00	\$58,997.99	\$31,001.97	\$989.40	1.1%	
Telecommunication Services									
800.000	AT&T INC Ticker: T	00206R102	\$22,424.00 28.030	\$0.00	\$20,804.40 26.006	\$1,619.60	\$1,344.00	6.0%	
600.000	VERIZON COMMUNICATIONS INC Ticker: VZ	92343V104	19,878.00 33.130	0.00	19,414.50 32.358	463.50	1,140.00	5.7	
	Total Telecommunication Services		\$42,302.00	\$0.00	\$40,218.90	\$2,083.10	\$2,484.00	5.9%	

10 of 13

Trade Date



Bank of America Private Wealth Management

Jacbel Foundation EIN 04-6796689 INVESTMENTS

Portfolio Detail

Account: 80-02-200-5869827 JACBEL FOUNDATION Dec. 01, 2009 through Dec. 31, 2009

Units	Description	CUSIP	Market Value(1)/ Market Price	Accrued Income	Average Unit Cost	Tax Cost/ Unit Cost	Unrealized Gain/Loss	Estimated Annual Income	Cur Yld/ YTM
Equities (cont)									
Utilities									
300.000	ENTERGY CORP NEW Ticker: ETR	29364G103	\$24,552.00 81.840	\$0.00	\$19,412.25 64.708	\$5,139.75	\$900.00	3.7%	
375.000	EXELON CORP Ticker: EXC	30161N101	18,326.25 48.870	0.00	21,342.82 56.914	-3,016.57	787.50	4.3	
	Total Utilities		\$42,878.25	\$0.00	\$40,755.07	\$2,123.18	\$1,687.50	3.9%	
Other Equities									
5,973.259	ARTIO INTL EQUITY FUND CLI Ticker: JIEIX	04315J506	\$168,684.83 28.240	\$0.00	\$202,498.88 33.901	-\$33,814.05	\$12,860.43	7.6%	
11,379.796	COLUMBIA DIVIDEND INCOME FUND CLASS Z SHARES Ticker: GSFTX	19765N245	134,850.58 11.850	0.00	135,000.00 11.863	-149.42	3,516.36	2.6	
13,025.783	COLUMBIA SELECT LARGE CAP GROWTH FUND CLASS Z SHARES Ticker: UMLGX	19765Y688	132,081.44 10.140	0.00	123,968.88 9.517	8,112.56	0.00	0.0	
14,713.790	COLUMBIA SELECT SMALL CAP FUND CLASS Z SHARES Ticker: UMLCX	19765Y589	200,843.23 13.650	0.00	161,410.28 10.970	39,432.95	0.00	0.0	
4,338.241	COLUMBIA VALUE AND RESTRUCTURING FUND CLASS Z SHARES Ticker: UMBIX	19765Y514	185,633.33 42.790	0.00	189,120.31 43.594	-3,486.98	2,446.77	1.3	
2,439.000	ISHARES MSCI EAFE INDEX FUND Ticker: EFA	464287465	134,827.92 55.280	0.00	111,389.43 45.670	23,438.49	3,514.60	2.6	
3,590.000	ISHARES MSCI EMERGING MKTS INDEX FUND Ticker: EEM	464287234	148,985.00 41.500	0.00	96,443.55 26.864	52,541.45	86.16	0.1	
5,909.737	LAZARD FUNDS INC EMERGING MKTS PORTFOLIO INSTL Ticker: LZEMX	52106N889	106,434.36 18.010	0.00	89,143.65 15.084	17,290.71	2,748.03	2.6	
	Total Other Equities		\$1,212,340.69	\$0.00	\$1,108,974.98	\$103,365.71	\$25,172.35	2.1%	

Trade Date

Jacbel Foundation EIN 04-6796689

INVESTMENTS

11 of 13

U.S. TRUST

Bank of America Private Wealth Management

Portfolio Detail

Account: 80-02-200-5869827 JACBEL FOUNDATION

Dec. 01, 2009 through Dec. 31, 2009

Units	Description	CUSIP	Market Value(1)/ Market Price	Accrued Income	Average Unit Cost	Tax Cost/ Unit Cost	Unrealized Gain/Loss	Estimated Annual Income	Cur Yld/ YTM
Equities (cont)									
	Other Equities (cont)		\$2,433,953.65	\$1,380.13	\$2,135,055.82		\$298,797.83	\$46,278.55	1.9%
	Total Equities								

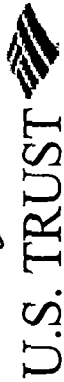
Fixed Income

Investment Grade Taxable

50,000.000	2010 FEDERAL HOME LN BKS CONS BD DTD 07/24/03 4.125% DUE 08/13/10 Moody's: AAA S&P: AAA	3133X0607	\$51,078.00 102.156	\$779.17	(B)	\$50,142.42 100.285	\$935.58	\$2,062.50	4.0% 0.5
50,000.000	J P MORGAN CHASE & CO SRNT DTD 11/07/03 4.500% DUE 11/15/10 Moody's: AA3 S&P: A+	46625HBA7	51,687.00 103.374	287.50		50,327.19 100.654	1,359.81	2,250.00	4.4 0.6
50,000.000	BANK AMER CORP SRNT DTD 11/18/03 4.375% DUE 12/01/10 Moody's: A2 S&P: A	060505BF0	51,618.00 103.236	182.29		50,021.25 100.043	1,596.75	2,187.50	4.2 0.8
50,000.000	2011 FEDERAL HOME LN BKS CONS BD DTD 05/17/04 5.000% DUE 05/13/11 Moody's: AAA S&P: AAA	3133X7C69	52,765.50 105.531	319.44	(B)	50,137.23 100.274	2,628.27	2,500.00	4.7 0.8
50,000.000	WACHOVIA CORP NEW NT DTD 10/23/06 5.300% DUE 10/15/11 Moody's: A1 S&P: AA-	929903CF7	53,076.00 106.152	559.44		50,108.68 100.217	2,967.32	2,650.00	5.0 1.7
50,000.000	2012 UNITED STATES TREAS NT DTD 08/15/02 4.375% DUE 08/15/12 Moody's: AAA S&P: AAA	912828AJ9	53,793.00 107.586	826.26	(B)	50,402.24 100.804	3,390.76	2,187.50	4.1 1.3

12 3 13

Trade Date



INVESTMENTS

Jacbel Foundation EIN 04-6796689

Bank of America Private Wealth Management

Portfolio Detail

Account: 80-02-200-5869827 JABEL FOUNDATION

Dec. 01, 2009 through Dec. 31, 2009

Units	Description	CUSIP	Market Value(1)/ Market Price	Accrued Income	Average Unit Cost	Tax Cost/ Average Unit Cost	Unrealized Gain/Loss	Estimated Annual Income	Cur Yld/ YTM
Investment Grade Taxable (cont)									
Investment Grade Taxable (cont)									
50,000.000	INTERNATIONAL BUSINESS MACHS CORP NT	459200BA8	53,717.00 107.434	211.11		50,591.58 101.183	3,125.42	2,375.00	4.4 2.0
	DTD 11/27/02 4.750% DUE 11/29/12 Moody's: A1 S&P: A+								
50,000.000	GENERAL ELEC CO NT	369504AY9	52,898.00 105.796	1,041.66		50,549.67 101.099	2,348.33	2,500.00	4.7 2.8
	DTD 01/28/03 5.000% DUE 02/01/13 Moody's: AA2 S&P: AA+								
50,000.000	UNITED STATES TREASNT NT	912828CT5	53,941.50 107.883	802.65		49,888.67 99.777	4,052.83	2,125.00	3.9 2.3
	DTD 08/16/04 4.250% DUE 08/15/14 Moody's: AAA S&P: AAA								
50,000.000	BOTTUNG GROUP LLC NT	10138MAG0	54,092.00 108.184	687.49		48,407.50 96.815	5,684.50	2,750.00	5.1 3.9
	DTD 03/30/06 5.500% DUE 04/01/16 Moody's: A2 S&P: A								
55,433.893	GOVERNMENT NATL MTG ASSN POOL # 665193	36295A7E9	58,173.44 104.942	262.54		55,381.96 99.906	2,791.48	3,048.86	5.2
	DTD 02/01/07 5.500% DUE 02/15/37 Moody's: AAA S&P: AAA								
2,540.000	ISHARES IBOXX INV GR CORP BD FUND	464287242	264,541.00 104.150	1,105.41		260,504.26 102.561	4,036.74	14,541.50	5.5
Total Investment Grade Taxable							\$34,917.79	\$41,177.86	4.8%
International Developed Bonds									
17,411.003	PIMCO FOREIGN BOND FUND UNHEDGED INSTL CL	722005220	\$174,284.14 10.010	\$0.00		\$149,550.84 8.589	\$24,733.30	\$6,250.55	3.6%
Total International Developed Bonds							\$24,733.30	\$6,250.55	3.6%

Trade Date

Jacbel Foundation EIN 04-6796689

INVESTMENTS

U.S. TRUST



Bank of America Private Wealth Management

Account: 80-02-200-5869827 JACBEL FOUNDATION

Dec. 01, 2009 through Dec. 31, 2009

Portfolio Detail

Units	Description	CUSIP	Market Value(1)/ Market Price	Accrued Income	Average Unit Cost	Tax Cost/ Unit Cost	Unrealized Gain/Loss	Estimated Annual Income	Cur Yld/ YTM
	Global High Yield Taxable								
11,228.730	PIMCO DEVELOPING LOCAL MKTS FUND INSTL	72201F409	\$112,511.87 10.020	\$0.00	\$96,838.12 8.624	\$96,838.12	\$15,673.75	\$2,706.12	2.4%
	Total Global High Yield Taxable		\$112,511.87	\$0.00	\$96,838.12	\$96,838.12	\$15,673.75	\$2,706.12	2.4%
	Total Fixed Income		\$1,138,176.45	\$7,064.96	\$1,062,851.61	\$1,062,851.61	\$75,324.84	\$50,134.53	4.4%

Commodities	Units	Description	Market Value(1)/ Market Price	Accrued Income	Average Unit Cost	Tax Cost/ Unit Cost	Unrealized Gain/Loss	Estimated Annual Income	Cur Yld/ YTM
3,335.000	ISHARES SILVER TR	46428Q109	\$55,157.57 16.539	\$0.00	\$51,859.25 15.550	\$51,859.25	\$3,298.32	\$0.00	0.0%
6,784.932	PIMCO COMMODITY REALRETURN STRATEGY FUND	722005667	56,179.24 8.280	0.00	51,565.48 7.600	51,565.48	4,613.76	3,365.33	6.0
2,023.000	SPDR GOLD TR GOLD SHS	78463V107	217,088.13 107.310	0.00	138,834.50 68.828	138,834.50	78,253.63	0.00	0.0
	Total Commodities		\$328,424.94	\$0.00	\$242,259.23	\$242,259.23	\$86,165.71	\$3,365.33	1.0%
	Total Tangible Assets		\$328,424.94	\$0.00	\$242,259.23	\$242,259.23	\$86,165.71	\$3,365.33	1.0%

Total Portfolio	Accrued Income	Total
\$3,956,673.70	\$8,449.75	\$3,965,123.45

① ② Fixed Income
 Government Bonds 211,578.00
 CORPORATE BONDS 926,598.45
1,138,176.45
200,570.56
862,281.05
1,062,851.61

Part IV Capital Gains and Losses for Tax on Investment Income

(a) List and describe the kind(s) of property sold	(b) How acquired P - Purchase D - Donation	(c) Date acquired	(d) Date Sold
---	--	-------------------	---------------

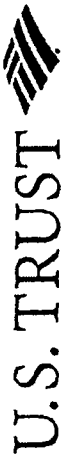
1a-Short Term	See Schedule Attached	P	
1b-Long Term	See Schedule Attached	P	

	(e) Gross sales price	(f) Depreciation	(g) Cost or other basis	(h) Gain or (loss) (e) plus (f) minus (g)
--	-----------------------	------------------	-------------------------	--

1a-Short Term	366.40	0.00	341.30	25.10
1b-Long Term	395,071.15	0.00	425,661.56	(30,590.41)
	<u>395,437.55</u>	<u>0.00</u>	<u>426,002.86</u>	<u>(30,565.31)</u>

Long Term Capital Gain Distributions	672.25
--------------------------------------	--------

2 Capital gain net income or (net capital loss)	<u>(29,893.06)</u>
---	--------------------



Bank of America Private Wealth Management

2009 Tax Information Letter

Account Number 022005869827

Jacbel Foundation EIN 04-6796689

Page

1084

To Accompany Form 990-PF 12/31/09
Part IV Capital Gains and Losses for Tax on Investment Income

Proceeds From Broker Transactions

This section reports your proceeds from sales during the year. We report all transactions on a trade-date basis, which is the date shown in the sale date column. The net proceeds are less commissions, transfer charges, and premiums.

We have adjusted tax costs for amortization of premium paid for the acquisition of municipal bonds through date of sale and for non-taxable dividends. Wash sales are reported with tax cost equal to proceeds. Disallowed losses from wash sales have been added to the tax cost of the repurchased securities. An asterisk symbol (*) next to the tax cost indicates that the tax cost has been adjusted for the current year's return of capital. However, we have not made adjustments to the cost basis of all partnerships.

Short term transactions

This category includes all assets held 12 months or less.

Description	Cusip	Number of shares exchanged	Acquisition Date	Sale date	Gross proceeds less commissions	Tax cost	Net gain or loss
SPDR GOLD TR GOLD SHS ETF	78463V107	1	12/11/08	01/31/09	\$9.24	\$8.96	\$0.28
SPDR GOLD TR GOLD SHS ETF	78463V107	1	12/11/08	02/28/09	\$8.46	\$7.63	\$0.83
SPDR GOLD TR GOLD SHS ETF	78463V107	1	12/11/08	03/31/09	\$8.36	\$7.41	\$0.95
SPDR GOLD TR GOLD SHS ETF	78463V107	1	04/29/09	04/30/09	\$11.46	\$11.38	\$0.08
SPDR GOLD TR GOLD SHS ETF	78463V107	1	12/11/08	04/30/09	\$9.39	\$8.61	\$0.78
SPDR GOLD TR GOLD SHS ETF	78463V107	1	04/29/09	05/31/09	\$11.29	\$11.15	\$0.14
SPDR GOLD TR GOLD SHS ETF	78463V107	1	12/11/08	05/31/09	\$9.25	\$8.44	\$0.81
SPDR GOLD TR GOLD SHS ETF	78463V107	1	04/29/09	06/30/09	\$11.28	\$10.54	\$0.74
ISHARES SILVER TR ISHARES ETF	46428Q109	1	06/01/09	06/30/09	\$19.73	\$22.82	\$-3.09
SPDR GOLD TR GOLD SHS ETF	78463V107	1	12/11/08	06/30/09	\$9.24	\$7.97	\$1.27
ISHARES SILVER TR ISHARES ETF	46428Q109	1	06/01/09	07/31/09	\$18.42	\$20.36	\$-1.94
SPDR GOLD TR GOLD SHS ETF	78463V107	1	04/29/09	07/31/09	\$11.31	\$10.91	\$0.40
SPDR GOLD TR GOLD SHS ETF	78463V107	1	12/11/08	07/31/09	\$9.27	\$8.25	\$1.02
SPDR GOLD TR GOLD SHS ETF	78463V107	1	04/29/09	08/31/09	\$11.87	\$11.29	\$0.58
SPDR GOLD TR GOLD SHS ETF	78463V107	1	12/11/08	08/31/09	\$9.73	\$8.55	\$1.18
ISHARES SILVER TR ISHARES ETF	46428Q109	1	06/01/09	08/31/09	\$20.13	\$21.56	\$-1.43
SPDR GOLD TR GOLD SHS ETF	78463V107	1	04/29/09	09/30/09	\$13.12	\$11.93	\$1.19
ISHARES SILVER TR ISHARES ETF	46428Q109	1	06/01/09	09/30/09	\$22.31	\$21.29	\$1.02

Jacobel Foundation EIN 04-6796689

To Accompany Form 990-PF 12/31/09

Part IV Capital Gains and Losses for Tax on Investment Income

Short term transactions

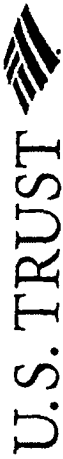
This category includes all assets held 12 months or less.

Description	Cusip	Number of shares exchanged	Acquisition Date	Sale date	Gross proceeds less commissions	Tax cost	Net gain or loss
SPDR GOLD TR GOLD SHS ETF	78463V107	1	12/11/08	09/30/09	\$10.76	\$9.03	\$1.73
ISHARES SILVER TR ISHARES ETF	46428Q109	1	06/01/09	10/31/09	\$23.59	\$22.78	\$0.81
SPDR GOLD TR GOLD SHS ETF	78463V107	1	12/11/08	10/31/09	\$10.28	\$8.20	\$2.08
SPDR GOLD TR GOLD SHS ETF	78463V107	1	04/29/09	10/31/09	\$12.54	\$10.84	\$1.70
ISHARES SILVER TR ISHARES ETF	46428Q109	1	06/01/09	11/30/09	\$22.73	\$19.17	\$3.56
SPDR GOLD TR GOLD SHS ETF	78463V107	1	04/29/09	11/30/09	\$13.44	\$11.10	\$2.34
SPDR GOLD TR GOLD SHS ETF	78463V107	1	12/11/08	11/30/09	\$11.02	\$8.40	\$2.62
ISHARES SILVER TR ISHARES ETF	46428Q109	1	06/01/09	12/31/09	\$24.64	\$22.66	\$1.98
SPDR GOLD TR GOLD SHS ETF	78463V107	1	04/29/09	12/31/09	\$13.54	\$10.07	\$3.47
Total short term gain/loss from sales:					\$366.40	\$341.30	\$25.10

Long term transactions

This category includes all assets held more than 12 months.

Description	Cusip	Number of shares exchanged	Acquisition Date	Sale date	Gross proceeds less commissions	Tax cost	Net gain or loss
COLUMBIA FDS SER TR I SELECT	19765Y639	0.19	01/05/04	01/05/09	\$1.69	\$0.00	\$1.69
COLUMBIA FDS SER TR I SELECT	19765Y639	6647	11/15/06	01/05/09	\$59,823.00	\$91,000.00	\$-31,177.00
FEDERAL HOME LN MTG CORP MEDIUM	3128X5WT1	100000	05/15/07	01/09/09	\$100,000.00	\$99,739.00	\$261.00
GOVERNMENT NATIONAL MORTGAGE	36295A7E9	962.26	03/12/07	01/15/09	\$962.26	\$962.26	\$0.00
UNITED STATES TREAS NTS	912828BV1	50000	10/18/04	01/15/09	\$50,000.00	\$50,000.00	\$0.00
SPDR GOLD TR GOLD SHS ETF	78463V107	1	02/10/06	01/31/09	\$20.60	\$13.47	\$7.13
SPDR GOLD TR GOLD SHS ETF	78463V107	1	08/20/07	01/31/09	\$17.67	\$13.65	\$4.02
GOVERNMENT NATIONAL MORTGAGE	36295A7E9	2984.78	03/12/07	01/31/09	\$2,984.78	\$2,984.78	\$0.00
GOVERNMENT NATIONAL MORTGAGE	36295A7E9	6322.79	03/12/07	02/28/09	\$6,322.79	\$6,322.79	\$0.00
SPDR GOLD TR GOLD SHS ETF	78463V107	1	08/20/07	02/28/09	\$16.17	\$11.63	\$4.54
SPDR GOLD TR GOLD SHS ETF	78463V107	1	02/10/06	02/28/09	\$18.86	\$11.47	\$7.39
SPDR GOLD TR GOLD SHS ETF	78463V107	1	08/20/07	03/31/09	\$15.99	\$11.30	\$4.69



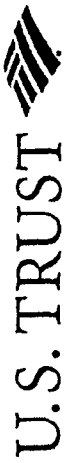
Bank of America Private Wealth Management

To Accompany Form 990-PF 12/31/09
Part IV Capital Gains and Losses for Tax on Investment Income

Long term transactions

This category includes all assets held more than 12 months.

Description	Cusip	Number of shares exchanged	Acquisition Date	Sale date	Gross proceeds less commissions	Tax cost	Net gain or loss
SPDR GOLD TR GOLD SHS ETF	78463V107	1	02/10/06	03/31/09	\$18.64	\$11.14	\$7.50
GOVERNMENT NATIONAL MORTGAGE	36295A7E9	3417.88	03/12/07	03/31/09	\$3,417.88	\$3,417.88	\$0.00
GOVERNMENT NATIONAL MORTGAGE	36295A7E9	3321.49	03/12/07	04/30/09	\$3,321.49	\$3,321.49	\$0.00
SPDR GOLD TR GOLD SHS ETF	78463V107	1	08/20/07	04/30/09	\$17.96	\$13.12	\$4.84
SPDR GOLD TR GOLD SHS ETF	78463V107	1	02/10/06	04/30/09	\$20.94	\$12.95	\$7.99
FEDERAL NATL MTG ASSN NTS	31359MVE0	50000	06/02/04	05/15/09	\$50,000.00	\$49,860.50	\$139.50
SPDR GOLD TR GOLD SHS ETF	78463V107	1	02/10/06	05/31/09	\$20.62	\$12.68	\$7.94
GOVERNMENT NATIONAL MORTGAGE	36295A7E9	1606.23	03/12/07	05/31/09	\$1,606.23	\$1,606.23	\$0.00
SPDR GOLD TR GOLD SHS ETF	78463V107	1	08/20/07	05/31/09	\$17.68	\$12.85	\$4.83
SPDR GOLD TR GOLD SHS ETF	78463V107	1	08/20/07	06/30/09	\$17.67	\$12.15	\$5.52
SPDR GOLD TR GOLD SHS ETF	78463V107	1	02/10/06	06/30/09	\$20.61	\$11.99	\$8.62
GOVERNMENT NATIONAL MORTGAGE	36295A7E9	1062.44	03/12/07	06/30/09	\$1,062.44	\$1,062.44	\$0.00
CITIGROUP INC GLOBAL NT	172967CN9	50000	08/24/04	07/29/09	\$50,000.00	\$50,000.00	\$0.00
SPDR GOLD TR GOLD SHS ETF	78463V107	1	08/20/07	07/31/09	\$17.72	\$12.57	\$5.15
SPDR GOLD TR GOLD SHS ETF	78463V107	1	02/10/06	07/31/09	\$20.66	\$12.40	\$8.26
GOVERNMENT NATIONAL MORTGAGE	36295A7E9	5617.17	03/12/07	07/31/09	\$5,617.17	\$5,617.17	\$0.00
GOVERNMENT NATIONAL MORTGAGE	36295A7E9	78.74	03/12/07	08/31/09	\$78.74	\$78.74	\$0.00
SPDR GOLD TR GOLD SHS ETF	78463V107	1	02/10/06	08/31/09	\$21.69	\$12.85	\$8.84
SPDR GOLD TR GOLD SHS ETF	78463V107	1	08/20/07	08/31/09	\$18.60	\$13.02	\$5.58
GILLETTE INC SR NT	375766AN2	50000	10/18/04	09/15/09	\$50,000.00	\$50,000.00	\$0.00
GOVERNMENT NATIONAL MORTGAGE	36295A7E9	78.82	03/12/07	09/30/09	\$78.82	\$78.82	\$0.00
SPDR GOLD TR GOLD SHS ETF	78463V107	1	08/20/07	09/30/09	\$20.57	\$13.76	\$6.81
SPDR GOLD TR GOLD SHS ETF	78463V107	1	02/10/06	09/30/09	\$23.98	\$13.57	\$10.41
GOVERNMENT NATIONAL MORTGAGE	36295A7E9	3075.11	03/12/07	10/31/09	\$3,075.11	\$3,075.11	\$0.00
SPDR GOLD TR GOLD SHS ETF	78463V107	1	08/20/07	10/31/09	\$19.65	\$12.49	\$7.16
SPDR GOLD TR GOLD SHS ETF	78463V107	1	02/10/06	10/31/09	\$22.91	\$12.32	\$10.59



Jacbel Foundation EIN 04-6796689

Bank of America Private Wealth Management

To Accompany Form 990-PF 12/31/09

Part IV Capital Gains and Losses for Tax on Investment Income

Long term transactions

This category includes all assets held more than 12 months.

Description	Cusip	Number of shares exchanged	Acquisition Date	Sale date	Gross proceeds less commissions	Tax cost	Net gain or loss
GOVERNMENT NATIONAL MORTGAGE	36295A7E9	1918 13	03/12/07	11/30/09	\$1,918 13	\$1,918 13	\$0 00
SPDR GOLD TR GOLD SHS ETF	78463V107	1	02/10/06	11/30/09	\$24.56	\$12.62	\$11.94
SPDR GOLD TR GOLD SHS ETF	78463V107	1	08/20/07	11/30/09	\$21.07	\$12.80	\$8.27
SPDR GOLD TR GOLD SHS ETF	78463V107	1	02/10/06	12/31/09	\$24.74	\$11.45	\$13.29
SPDR GOLD TR GOLD SHS ETF	78463V107	1	08/20/07	12/31/09	\$21.22	\$11.61	\$9.61
SPDR GOLD TR GOLD SHS ETF	78463V107	1	12/11/08	12/31/09	\$11.10	\$7.62	\$3.48
GOVERNMENT NATIONAL MORTGAGE	36295A7E9	4308 74	03/12/07	01/15/10	\$4,308 74	\$4,308 74	\$0 00
Total long term gain/loss from sales:					\$395,071 15	\$425,661.56	\$-30,590 41

Application for Extension of Time To File an Exempt Organization Return

OMB No. 1545-1709

▶ File a separate application for each return.

- If you are filing for an Automatic 3-Month Extension, complete only Part I and check this box
 - If you are filing for an Additional (Not Automatic) 3-Month Extension, complete only Part II (on page 2 of this form).
- Do not complete Part II unless you have already been granted an automatic 3-month extension on a previously filed Form 8868.**

Part I Automatic 3-Month Extension of Time. Only submit original (no copies needed).

A corporation required to file Form 990-T and requesting an automatic 6-month extension—check this box and complete Part I only

All other corporations (including 1120-C filers), partnerships, REMICs, and trusts must use Form 7004 to request an extension of time to file income tax returns.

Electronic Filing (e-file). Generally, you can electronically file Form 8868 if you want a 3-month automatic extension of time to file one of the returns noted below (6 months for a corporation required to file Form 990-T). However, you cannot file Form 8868 electronically if (1) you want the additional (not automatic) 3-month extension or (2) you file Forms 990-BL, 6069, or 8870, group returns, or a composite or consolidated Form 990-T. Instead, you must submit the fully completed and signed page 2 (Part II) of Form 8868. For more details on the electronic filing of this form, visit www.irs.gov/efile and click on e-file for Charities & Nonprofits.

Type or print	Name of Exempt Organization Jacbel Foundation	Employer Identification number 04 6796689
File by the due date for filing your return. See instructions.	Number, street, and room or suite no. If a P.O. box, see instructions. 1254 Chestnut Street Suite 3A	
	City, town or post office, state, and ZIP code. For a foreign address, see instructions. Newton Upper Falls, MA 02464	

Check type of return to be filed (file a separate application for each return):

- | | | |
|---|---|------------------------------------|
| <input type="checkbox"/> Form 990 | <input type="checkbox"/> Form 990-T (corporation) | <input type="checkbox"/> Form 4720 |
| <input type="checkbox"/> Form 990-BL | <input type="checkbox"/> Form 990-T (sec. 401(a) or 408(a) trust) | <input type="checkbox"/> Form 5227 |
| <input type="checkbox"/> Form 990-EZ | <input type="checkbox"/> Form 990-T (trust other than above) | <input type="checkbox"/> Form 6069 |
| <input checked="" type="checkbox"/> Form 990-PF | <input type="checkbox"/> Form 1041-A | <input type="checkbox"/> Form 8870 |

• The books are in the care of ▶ Jeffrey W Stulin 1254 Chestnut St Suite 3A Newton Upper Falls, MA 02464

Telephone No. ▶ (617) 964-4011 FAX No. ▶ (617) 964-7315

- If the organization does not have an office or place of business in the United States, check this box
- If this is for a Group Return, enter the organization's four digit Group Exemption Number (GEN) _____ . If this is for the whole group, check this box . If it is for part of the group, check this box and attach a list with the names and EINs of all members the extension will cover.

1 I request an automatic 3-month (6 months for a corporation required to file Form 990-T) extension of time until August 15, 2010, to file the exempt organization return for the organization named above. The extension is for the organization's return for:

▶ calendar year 2009 or

▶ tax year beginning _____, 20____, and ending _____, 20_____.

2 If this tax year is for less than 12 months, check reason: Initial return Final return Change in accounting period

3a If this application is for Form 990-BL, 990-PF, 990-T, 4720, or 6069, enter the tentative tax, less any nonrefundable credits. See instructions.	3a	\$	875
3b If this application is for Form 990-PF or 990-T, enter any refundable credits and estimated tax payments made. Include any prior year overpayment allowed as a credit.	3b	\$	1150
3c Balance Due. Subtract line 3b from line 3a. Include your payment with this form, or, if required, deposit with FTD coupon or, if required, by using EFTPS (Electronic Federal Tax Payment System). See instructions.	3c	\$	00

Caution. If you are going to make an electronic fund withdrawal with this Form 8868, see Form 8453-EO and Form 8879-EO for payment instructions.