



See a Social Security Number? Say Something!
Report Privacy Problems to <https://public.resource.org/privacy>
Or call the IRS Identity Theft Hotline at 1-800-908-4490



Form 990-PF

Department of the Treasury
Internal Revenue Service

Return of Private Foundation
or Section 4947(a)(1) Nonexempt Charitable Trust
Treated as a Private Foundation

Note. The foundation may be able to use a copy of this return to satisfy state reporting requirements

OMB No 1545-0052

2009

For calendar year 2009, or tax year beginning 01-01-2009 , and ending 12-31-2009

G

Check all that apply

☐ Initial return

☐ Initial return of a former public charity

☐ Final return

☐ Amended return

☐ Address change

☐ Name change






Use the IRS label. Otherwise, print or type. See Specific Instructions.	Name of foundation Cummings Foundation Inc		A Employer identification number 04-3073023	
	Number and street (or P O box number if mail is not delivered to street address) Room/suite 200 West Cummings Park		B Telephone number (see page 10 of the instructions) (781) 935-8000	
	City or town, state, and ZIP code Woburn, MA 01801		C If exemption application is pending, check here <input type="checkbox"/> D 1. Foreign organizations, check here <input type="checkbox"/> 2. Foreign organizations meeting the 85% test, check here and attach computation <input type="checkbox"/> E If private foundation status was terminated under section 507(b)(1)(A), check here <input type="checkbox"/> F If the foundation is in a 60-month termination under section 507(b)(1)(B), check here <input type="checkbox"/>	
H Check type of organization <input checked="" type="checkbox"/> Section 501(c)(3) exempt private foundation <input type="checkbox"/> Section 4947(a)(1) nonexempt charitable trust <input type="checkbox"/> Other taxable private foundation				
I Fair market value of all assets at end of year (from Part II, col. (c), line 16) \$ 732,896,111		J Accounting method <input type="checkbox"/> Cash <input checked="" type="checkbox"/> Accrual <input type="checkbox"/> Other (specify) (Part I, column (d) must be on cash basis.)		

Part I Analysis of Revenue and Expenses (The total of amounts in columns (b), (c), and (d) may not necessarily equal the amounts in column (a) (see page 11 of the instructions))		(a) Revenue and expenses per books	(b) Net investment income	(c) Adjusted net income	(d) Disbursements for charitable purposes (cash basis only)
Revenue	1 Contributions, gifts, grants, etc , received (attach schedule)	101,930			
	2 Check <input type="checkbox"/> if the foundation is not required to attach Sch. B				
	3 Interest on savings and temporary cash investments	4,053	4,053	4,053	
	4 Dividends and interest from securities.	6,524,052	6,524,052	6,524,052	
	5a Gross rents	35,612	35,612	35,612	
	b Net rental income or (loss) 23,680				
	6a Net gain or (loss) from sale of assets not on line 10	-21,516,239			
	b Gross sales price for all assets on line 6a 65,182,942				
	7 Capital gain net income (from Part IV, line 2)				
	8 Net short-term capital gain				
	9 Income modifications				
	10a Gross sales less returns and allowances				
Operating and Administrative Expenses	b Less Cost of goods sold				
	c Gross profit or (loss) (attach schedule)				
	11 Other income (attach schedule)	106,644,062	40,676,026	106,644,062	
	12 Total. Add lines 1 through 11	91,793,470	47,239,743	113,207,779	
	13 Compensation of officers, directors, trustees, etc	287,914			287,914
	14 Other employee salaries and wages	32,102,259	2,275	28,230,512	32,099,984
	15 Pension plans, employee benefits	744,141			744,141
	16a Legal fees (attach schedule)				
	b Accounting fees (attach schedule)				
	c Other professional fees (attach schedule)	28,295			28,295
	17 Interest				
	18 Taxes (attach schedule) (see page 14 of the instructions)	749,104	118,854		
	19 Depreciation (attach schedule) and depletion	625,810		625,810	
	20 Occupancy	3,182,221	6,948	1,506,948	3,175,273
	21 Travel, conferences, and meetings				
	22 Printing and publications				
	23 Other expenses (attach schedule)	38,346,860	462,755	21,439,903	25,533,293
	24 Total operating and administrative expenses. Add lines 13 through 23	76,066,604	590,832	51,803,173	61,868,900
	25 Contributions, gifts, grants paid	216,700			216,700
	26 Total expenses and disbursements. Add lines 24 and 25	76,283,304	590,832	51,803,173	62,085,600
	27 Subtract line 26 from line 12				
	a Excess of revenue over expenses and disbursements	15,510,166			
	b Net investment income (if negative, enter -0-)		46,648,911		
	c Adjusted net income (if negative, enter -0-)			61,404,606	

Part II


Balance Sheets

Attached schedules and amounts in the description column should be for end-of-year amounts only (See instructions)

		Beginning of year	End of year	
		(a) Book Value	(b) Book Value	(c) Fair Market Value
Assets	1Cash—non-interest-bearing	102,750	469,068	469,068
	2Savings and temporary cash investments	57,979,063	23,346,920	23,346,920
	3Accounts receivable ▶ <u>3,376,074</u>			
	Less allowance for doubtful accounts ▶ <u>0</u>	5,062,830	3,376,074	3,376,074
	4Pledges receivable ▶ <u></u>			
	Less allowance for doubtful accounts ▶ <u></u>			
	5Grants receivable			
	6Receivables due from officers, directors, trustees, and other disqualified persons (attach schedule) (see page 15 of the instructions)			
	7Other notes and loans receivable (attach schedule) ▶ <u></u>			
	Less allowance for doubtful accounts ▶ <u></u>			
	8Inventories for sale or use	41,813	45,385	45,385
	9Prepaid expenses and deferred charges	141,485	141,028	141,028
	10aInvestments—U S and state government obligations (attach schedule)	3,075,750		
	bInvestments—corporate stock (attach schedule)	246,341,912	 265,438,898	270,066,114
	cInvestments—corporate bonds (attach schedule).			
	11Investments—land, buildings, and equipment basis ▶ <u></u>			
	Less accumulated depreciation (attach schedule) ▶ <u></u>			
Liabilities	12Investments—mortgage loans	2,320,740	2,301,347	2,301,347
	13Investments—other (attach schedule)	392,839,769	 428,329,457	430,523,183
	14Land, buildings, and equipment basis ▶ <u>8,008,976</u>			
	Less accumulated depreciation (attach schedule) ▶ <u>5,381,984</u>	19,586,731	 2,626,992	2,626,992
	15Other assets (describe ▶ <u></u>)			
	16Total assets (to be completed by all filers—see the instructions Also, see page 1, item I)	727,492,843	726,075,169	732,896,111
	17Accounts payable and accrued expenses	957,758	838,964	
	18Grants payable			
	19Deferred revenue			
	20Loans from officers, directors, trustees, and other disqualified persons			
Net Assets or Fund Balances	21Mortgages and other notes payable (attach schedule)			
	22Other liabilities (describe ▶ <u></u>)	 23,669,196	 23,407,963	
	23Total liabilities (add lines 17 through 22)	24,626,954	24,246,927	
	Foundations that follow SFAS 117, check here ▶ <input checked="" type="checkbox"/> and complete lines 24 through 26 and lines 30 and 31.			
	24Unrestricted	702,865,889	701,828,242	
	25Temporarily restricted			
	26Permanently restricted			
	Foundations that do not follow SFAS 117, check here ▶ <input type="checkbox"/> and complete lines 27 through 31.			
	27Capital stock, trust principal, or current funds			
	28Paid-in or capital surplus, or land, bldg , and equipment fund			
	29Retained earnings, accumulated income, endowment, or other funds			
	30Total net assets or fund balances (see page 17 of the instructions)	702,865,889	701,828,242	
	31Total liabilities and net assets/fund balances (see page 17 of the instructions)	727,492,843	726,075,169	

Part III

Analysis of Changes in Net Assets or Fund Balances

1	Total net assets or fund balances at beginning of year—Part II, column (a), line 30 (must agree with end-of-year figure reported on prior year’s return)	1	702,865,889
2	Enter amount from Part I, line 27a	2	15,510,166
3	Other increases not included in line 2 (itemize) ▶ <u></u>	3	
4	Add lines 1, 2, and 3	4	718,376,055
5	Decreases not included in line 2 (itemize) ▶ <u></u>	5	16,547,813
6	Total net assets or fund balances at end of year (line 4 minus line 5)—Part II, column (b), line 30	6	701,828,242

Part IV

Capital Gains and Losses for Tax on Investment Income

(a) List and describe the kind(s) of property sold (e g , real estate, 2-story brick warehouse, or common stock, 200 shs MLC Co)		(b) How acquired P—Purchase D—Donation	(c) Date acquired (mo , day, yr)	(d) Date sold (mo , day, yr)
1a	See Additional Data Table			
b				
c				
d				
e				

(e) Gross sales price	(f) Depreciation allowed (or allowable)	(g) Cost or other basis plus expense of sale	(h) Gain or (loss) (e) plus (f) minus (g)
a See Additional Data Table			
b			
c			
d			
e			

Complete only for assets showing gain in column (h) and owned by the foundation on 12/31/69			(I) Gains (Col (h) gain minus col (k), but not less than -0-) or Losses (from col (h))
(i) F M V as of 12/31/69	(j) Adjusted basis as of 12/31/69	(k) Excess of col (i) over col (j), if any	
a See Additional Data Table			
b			
c			
d			
e			

2	Capital gain net income or (net capital loss)	{ If gain, also enter in Part I, line 7 If (loss), enter -0- in Part I, line 7 }	2	-21,516,239
3	Net short-term capital gain or (loss) as defined in sections 1222(5) and (6) If gain, also enter in Part I, line 8, column (c) (see pages 13 and 17 of the instructions) If (loss), enter -0- in Part I, line 8		3	

Part V

Qualification Under Section 4940(e) for Reduced Tax on Net Investment Income

(For optional use by domestic private foundations subject to the section 4940(a) tax on net investment income)

If section 4940(d)(2) applies, leave this part blank

Was the foundation liable for the section 4942 tax on the distributable amount of any year in the base period? ☐ Yes ☒ No
If "Yes," the foundation does not qualify under section 4940(e) Do not complete this part

1 Enter the appropriate amount in each column for each year, see page 18 of the instructions before making any entries			
(a) Base period years Calendar year (or tax year beginning in)	(b) Adjusted qualifying distributions	(c) Net value of noncharitable-use assets	(d) Distribution ratio (col (b) divided by col (c))
2008	63,345,965	701,624,746	0 090285
2007	58,823,161	652,455,944	0 090157
2006	61,048,786	582,926,001	0 104728
2005	54,279,642	488,551,746	0 111103
2004	34,043,207	435,771,338	0 078122

2	Total of line 1, column (d).	2	0 474395
3	Average distribution ratio for the 5-year base period—divide the total on line 2 by 5, or by the number of years the foundation has been in existence if less than 5 years	3	0 094879
4	Enter the net value of noncharitable-use assets for 2009 from Part X, line 5.	4	628,440,923
5	Multiply line 4 by line 3.	5	59,625,846
6	Enter 1% of net investment income (1% of Part I, line 27b).	6	466,489
7	Add lines 5 and 6.	7	60,092,335
8	Enter qualifying distributions from Part XII, line 4.	8	62,085,600










If line 8 is equal to or greater than line 7, check the box in Part VI, line 1b, and complete that part using a 1% tax rate See the Part VI instructions on page 18

Part VIExcise Tax Based on Investment Income (Section 4940(a), 4940(b), 4940(e), or 4948—see page 18 of the instructions)		
1a Exempt operating foundations described in section 4940(d)(2), check here <input type="checkbox"/> and enter "N/A" on line 1 Date of ruling or determination letter _____ (attach copy of letter if necessary—see instructions)		
b Domestic foundations that meet the section 4940(e) requirements in Part V, check here <input checked="" type="checkbox"/> and enter 1% of Part I, line 27b		1466,489
c All other domestic foundations enter 2% of line 27b Exempt foreign organizations enter 4% of Part I, line 12, col (b)		
2 Tax under section 511 (domestic section 4947(a)(1) trusts and taxable foundations only Others enter -0-)		2
3 Add lines 1 and 2.		3466,489
4 Subtitle A (income) tax (domestic section 4947(a)(1) trusts and taxable foundations only Others enter -0-)		4
5 Tax based on investment income. Subtract line 4 from line 3 If zero or less, enter -0-		5466,489
6 Credits/Payments		
a 2009 estimated tax payments and 2008 overpayment credited to 2009	6a794,756	
b Exempt foreign organizations—tax withheld at source	6b	
c Tax paid with application for extension of time to file (Form 8868)	6c	
d Backup withholding erroneously withheld	6d	
7 Total credits and payments Add lines 6a through 6d.		7794,756
8 Enter any penalty for underpayment of estimated tax Check here <input checked="" type="checkbox"/> if Form 2220 is attached		8
9 Tax due. If the total of lines 5 and 8 is more than line 7, enter amount owed		9
10 Overpayment. If line 7 is more than the total of lines 5 and 8, enter the amount overpaid.		10328,267
11 Enter the amount of line 10 to be Credited to 2010 estimated tax 328,267 Refunded		11

Part VII-AStatements Regarding Activities			
1a During the tax year, did the foundation attempt to influence any national, state, or local legislation or did it participate or intervene in any political campaign?			YesNo
b Did it spend more than \$100 during the year (either directly or indirectly) for political purposes (see page 19 of the instructions for definition)? If the answer is "Yes" to 1a or 1b, attach a detailed description of the activities and copies of any materials published or distributed by the foundation in connection with the activities.		1a	No
c Did the foundation file Form 1120-POL for this year?.		1b	No
d Enter the amount (if any) of tax on political expenditures (section 4955) imposed during the year (1) On the foundation \$ (2) On foundation managers \$		1c	No
e Enter the reimbursement (if any) paid by the foundation during the year for political expenditure tax imposed on foundation managers \$			
2 Has the foundation engaged in any activities that have not previously been reported to the IRS? If "Yes," attach a detailed description of the activities.		2	No
3 Has the foundation made any changes, not previously reported to the IRS, in its governing instrument, articles of incorporation, or bylaws, or other similar instruments? If "Yes," attach a conformed copy of the changes		3	No
4a Did the foundation have unrelated business gross income of \$1,000 or more during the year?.		4a	No
b If "Yes," has it filed a tax return on Form 990-T for this year?.		4b	
5 Was there a liquidation, termination, dissolution, or substantial contraction during the year? If "Yes," attach the statement required by General Instruction T.		5	No
6 Are the requirements of section 508(e) (relating to sections 4941 through 4945) satisfied either • By language in the governing instrument, or • By state legislation that effectively amends the governing instrument so that no mandatory directions that conflict with the state law remain in the governing instrument?		6	Yes
7 Did the foundation have at least \$5,000 in assets at any time during the year? If "Yes," complete Part II, col (c), and Part XV		7	Yes
8a Enter the states to which the foundation reports or with which it is registered (see page 19 of the instructions) MA			
b If the answer is "Yes" to line 7, has the foundation furnished a copy of Form 990-PF to the Attorney General (or designate) of each state as required by General Instruction G? If "No," attach explanation .		8b	Yes
9 Is the foundation claiming status as a private operating foundation within the meaning of section 4942(j)(3) or 4942(j)(5) for calendar year 2009 or the taxable year beginning in 2009 (see instructions for Part XIV on page 27)? If "Yes," complete Part XIV		9	Yes
10 Did any persons become substantial contributors during the tax year? If "Yes," attach a schedule listing their names and addresses		10	No




Part VII-A

Statements Regarding Activities (continued)

11	At any time during the year, did the foundation, directly or indirectly, own a controlled entity within the meaning of section 512(b)(13)? If "Yes," attach schedule (see page 20 of the instructions) 	11	Yes	
12	Did the foundation acquire a direct or indirect interest in any applicable insurance contract before August 17, 2008?	12		No
13	Did the foundation comply with the public inspection requirements for its annual returns and exemption application? Website address  <u>http //www.cummingsfoundation.org</u>	13	Yes	
14	The books are in care of  <u>WILLIAM F GRANT</u> Telephone no  <u>(781) 935-8000</u> Located at  <u>200 WEST CUMMINGS PARK WOBURN MA</u> ZIP+4  <u>01801</u>			
15	Section 4947(a)(1) nonexempt charitable trusts filing Form 990-PF in lieu of Form 1041 —Check here  <input type="checkbox"/> and enter the amount of tax-exempt interest received or accrued during the year  15 			

Part VII-B

Statements Regarding Activities for Which Form 4720 May Be Required

File Form 4720 if any item is checked in the "Yes" column, unless an exception applies.			Yes	No
1a	During the year did the foundation (either directly or indirectly) (1) Engage in the sale or exchange, or leasing of property with a disqualified person? <input type="checkbox"/> Yes <input checked="" type="checkbox"/> No (2) Borrow money from, lend money to, or otherwise extend credit to (or accept it from) a disqualified person?. <input type="checkbox"/> Yes <input checked="" type="checkbox"/> No (3) Furnish goods, services, or facilities to (or accept them from) a disqualified person? <input checked="" type="checkbox"/> Yes <input type="checkbox"/> No (4) Pay compensation to, or pay or reimburse the expenses of, a disqualified person? <input checked="" type="checkbox"/> Yes <input type="checkbox"/> No (5) Transfer any income or assets to a disqualified person (or make any of either available for the benefit or use of a disqualified person)?. <input type="checkbox"/> Yes <input checked="" type="checkbox"/> No (6) Agree to pay money or property to a government official? (Exception. Check "No" if the foundation agreed to make a grant to or to employ the official for a period after termination of government service, if terminating within 90 days). <input type="checkbox"/> Yes <input checked="" type="checkbox"/> No			
b	If any answer is "Yes" to 1a(1)–(6), did any of the acts fail to qualify under the exceptions described in Regulations section 53.4941(d)-3 or in a current notice regarding disaster assistance (see page 20 of the instructions)?. . . Organizations relying on a current notice regarding disaster assistance check here.  <input type="checkbox"/>	1b		No
c	Did the foundation engage in a prior year in any of the acts described in 1a, other than excepted acts, that were not corrected before the first day of the tax year beginning in 2009?.	1c		No
2	Taxes on failure to distribute income (section 4942) (does not apply for years the foundation was a private operating foundation defined in section 4942(j)(3) or 4942(j)(5))			
a	At the end of tax year 2009, did the foundation have any undistributed income (lines 6d and 6e, Part XIII) for tax year(s) beginning before 2009?. <input type="checkbox"/> Yes <input checked="" type="checkbox"/> No If "Yes," list the years  20____, 20____, 20____, 20____			
b	Are there any years listed in 2a for which the foundation is not applying the provisions of section 4942(a)(2) (relating to incorrect valuation of assets) to the year's undistributed income? (If applying section 4942(a)(2) to all years listed, answer "No" and attach statement—see page 20 of the instructions).	2b		
c	If the provisions of section 4942(a)(2) are being applied to any of the years listed in 2a, list the years here  20____, 20____, 20____, 20____			
3a	Did the foundation hold more than a 2% direct or indirect interest in any business enterprise at any time during the year?. <input type="checkbox"/> Yes <input checked="" type="checkbox"/> No			
b	If "Yes," did it have excess business holdings in 2009 as a result of (1) any purchase by the foundation or disqualified persons after May 26, 1969, (2) the lapse of the 5-year period (or longer period approved by the Commissioner under section 4943(c)(7)) to dispose of holdings acquired by gift or bequest, or (3) the lapse of the 10-, 15-, or 20-year first phase holding period? (<i>Use Schedule C, Form 4720, to determine if the foundation had excess business holdings in 2009.</i>).	3b		
4a	Did the foundation invest during the year any amount in a manner that would jeopardize its charitable purposes?	4a		No
b	Did the foundation make any investment in a prior year (but after December 31, 1969) that could jeopardize its charitable purpose that had not been removed from jeopardy before the first day of the tax year beginning in 2009?	4b		No

Part VII-B

Statements Regarding Activities for Which Form 4720 May Be Required (continued)

5a

During the year did the foundation pay or incur any amount to

(1)

Carry on propaganda, or otherwise attempt to influence legislation (section 4945(e))?

Yes

✓

 No

(2)

Influence the outcome of any specific public election (see section 4955), or to carry on, directly or indirectly, any voter registration drive?

Yes

✓

 No

(3)

Provide a grant to an individual for travel, study, or other similar purposes?

✓

 Yes

No

(4)

Provide a grant to an organization other than a charitable, etc , organization described in section 509(a)(1), (2), or (3), or section 4940(d)(2)? (see page 22 of the instructions).

Yes

✓

 No

(5)

Provide for any purpose other than religious, charitable, scientific, literary, or educational purposes, or for the prevention of cruelty to children or animals?

Yes

✓

 No

b

If any answer is "Yes" to 5a(1)–(5), did **any** of the transactions fail to qualify under the exceptions described in Regulations section 53.4945 or in a current notice regarding disaster assistance (see page 22 of the instructions)? Organizations relying on a current notice regarding disaster assistance check here.

Yes

5b

No

c

If the answer is "Yes" to question 5a(4), does the foundation claim exemption from the tax because it maintained expenditure responsibility for the grant? If "Yes," attach the statement required by Regulations section 53.4945–5(d).

Yes

No

6a

Did the foundation, during the year, receive any funds, directly or indirectly, to pay premiums on a personal benefit contract?

Yes

✓

 No

b

Did the foundation, during the year, pay premiums, directly or indirectly, on a personal benefit contract? If "Yes" to 6b, file Form 8870.

Yes

6b

No

7a

At any time during the tax year, was the foundation a party to a prohibited tax shelter transaction?

Yes

✓

 No

b

If yes, did the foundation receive any proceeds or have any net income attributable to the transaction?

Yes

7b

Part VIII

Information About Officers, Directors, Trustees, Foundation Managers, Highly Paid Employees, and Contractors

1

List all officers, directors, trustees, foundation managers and their compensation (see page 22 of the instructions).

(a) Name and address	(b) Title, and average hours per week devoted to position	(c) Compensation (If not paid, enter -0-)	(d) Contributions to employee benefit plans and deferred compensation	(e) Expense account, other allowances
See Additional Data Table				

2

Compensation of five highest-paid employees (other than those included on line 1—see page 23 of the instructions). If none, enter "NONE."

(a) Name and address of each employee paid more than \$50,000	(b) Title, and average hours per week devoted to position	(c) Compensation	(d) Contributions to employee benefit plans and deferred compensation	(e) Expense account, other allowances
JUSTIN MAGEE	DIVISION MGR	157,550	5,979	
200 WEST CUMMINGS PARK WOBURN,MA 01801	45 0			
ERICA WRIGHT	OPERATIONS MGR	151,693	12,778	
200 WEST CUMMINGS PARK WOBURN,MA 01801	45 0			
DEREK RUSSELL	PROPERTY MANAGER	134,727	4,437	
200 WEST CUMMINGS PARK WOBURN,MA 01801	45 0			
WILLIAM MACDONALD	SHOP TEAM LEADER	130,833	10,287	
200 WEST CUMMINGS PARK WOBURN,MA 01801	45 0			
KEN ORSO	SR ELECTRICAL	118,920	11,680	
200 WEST CUMMINGS PARK WOBURN,MA 01801	TEAM 45 0			
Total number of other employees paid over \$50,000.				75

Part VIII

Information About Officers, Directors, Trustees, Foundation Managers, Highly Paid Employees, and Contractors (continued)

3 Five highest-paid independent contractors for professional services (see page 23 of the instructions). If none, enter "NONE".		
(a) Name and address of each person paid more than \$50,000	(b) Type of service	(c) Compensation
HEALTH CARE STAFFING INC	Assisted Living Svcs	1,276,273
PO Box 786 WESTBOROUGH,MA 01581		
Winchester Healthcare Enterprises Inc	Assisted Living Svcs	648,579
PO Box 5-0803 WOBURN,MA 01801		
Merrill Lynch Trust CO	Investment Svcs	445,305
One Federal Street BOSTON,MA 02134		
Common Fund	Investment Srvcs	62,010
15 Old Danbury Rd WILTON,CT 06897		
Total number of others receiving over \$50,000 for professional services.		

Part IX-A

Summary of Direct Charitable Activities

List the foundation's four largest direct charitable activities during the tax year. Include relevant statistical information such as the number of organizations and other beneficiaries served, conferences convened, research papers produced, etc	Expenses
1SEE GENERAL EXPLANATION ATTACHMENT - NEW HORIZONS AT CHOATE	3,681,215
2SEE GENERAL EXPLANATION ATTACHMENT - NEW HORIZONS AT MARLBOROUGH	6,998,950
3SEE GENERAL EXPLANATION ATTACHMENT - CUMMINGS SCHOOL OF VETERINARY MEDICINE	51,165,465
4	

Part IX-B Summary of Program-Related Investments (see page 23 of the instructions)	
Describe the two largest program-related investments made by the foundation during the tax year on lines 1 and 2	Amount
1	
2	
All other program-related investments See page 24 of the instructions	
3	
Total. Add lines 1 through 3.	

Part X

Minimum Investment Return (All domestic foundations must complete this part. Foreign foundations, see page 24 of the instructions.)

1	Fair market value of assets not used (or held for use) directly in carrying out charitable, etc , purposes		
a	Average monthly fair market value of securities.	1a	253,026,233
b	Average of monthly cash balances.	1b	1,868,095
c	Fair market value of all other assets (see page 24 of the instructions).	1c	383,116,761
d	Total (add lines 1a, b, and c).	1d	638,011,089
e	Reduction claimed for blockage or other factors reported on lines 1a and 1c (attach detailed explanation).	1e	
2	Acquisition indebtedness applicable to line 1 assets.	2	0
3	Subtract line 2 from line 1d.	3	638,011,089
4	Cash deemed held for charitable activities Enter 1 1/2% of line 3 (for greater amount, see page 25 of the instructions).	4	9,570,166
5	Net value of noncharitable-use assets. Subtract line 4 from line 3 Enter here and on Part V, line 4	5	628,440,923
6	Minimum investment return. Enter 5% of line 5.	6	31,422,046

Part XI

Distributable Amount (see page 25 of the instructions) (Section 4942(j)(3) and (j)(5) private operating foundations and certain foreign organizations check here ☒ and do not complete this part.)

1	Minimum investment return from Part X, line 6.	1	
2a	Tax on investment income for 2009 from Part VI, line 5.	2a	
b	Income tax for 2009 (This does not include the tax from Part VI).	2b	0
c	Add lines 2a and 2b.	2c	0
3	Distributable amount before adjustments Subtract line 2c from line 1.	3	0
4	Recoveries of amounts treated as qualifying distributions.	4	
5	Add lines 3 and 4.	5	0
6	Deduction from distributable amount (see page 25 of the instructions).	6	
7	Distributable amount as adjusted Subtract line 6 from line 5 Enter here and on Part XIII, line 1.	7	0

Part XII

Qualifying Distributions (see page 25 of the instructions)

1	Amounts paid (including administrative expenses) to accomplish charitable, etc , purposes		
a	Expenses, contributions, gifts, etc —total from Part I, column (d), line 26.	1a	62,085,600
b	Program-related investments—total from Part IX-B.	1b	0
2	Amounts paid to acquire assets used (or held for use) directly in carrying out charitable, etc , purposes.	2	0
3	Amounts set aside for specific charitable projects that satisfy the		
a	Suitability test (prior IRS approval required).	3a	0
b	Cash distribution test (attach the required schedule).	3b	0
4	Qualifying distributions. Add lines 1a through 3b Enter here and on Part V, line 8, and Part XIII, line 4	4	62,085,600
5	Foundations that qualify under section 4940(e) for the reduced rate of tax on net investment income Enter 1% of Part I, line 27b (see page 26 of the instructions).	5	466,489
6	Adjusted qualifying distributions. Subtract line 5 from line 4.	6	61,619,111
Note: The amount on line 6 will be used in Part V, column (b), in subsequent years when calculating whether the foundation qualifies for the section 4940(e) reduction of tax in those years			

Part XIII

Undistributed Income (see page 26 of the instructions)

	(a) Corpus	(b) Years prior to 2008	(c) 2008	(d) 2009
1	Distributable amount for 2009 from Part XI, line 7			
2	Undistributed income, if any, as of the end of 2008			
a	Enter amount for 2008 only.			
b	Total for prior years 20____, 20____, 20____			
3	Excess distributions carryover, if any, to 2009			
a	From 2004.			
b	From 2005.			
c	From 2006.			
d	From 2007.			
e	From 2008.			
f	Total of lines 3a through e.			
4	Qualifying distributions for 2009 from Part XII, line 4 ➤ \$ _____			
a	Applied to 2008, but not more than line 2a			
b	Applied to undistributed income of prior years (Election required—see page 26 of the instructions)			
c	Treated as distributions out of corpus (Election required—see page 26 of the instructions). . .			
d	Applied to 2009 distributable amount.			
e	Remaining amount distributed out of corpus			
5	Excess distributions carryover applied to 2009 (If an amount appears in column (d), the same amount must be shown in column (a).)			
6	Enter the net total of each column as indicated below:			
a	Corpus Add lines 3f, 4c, and 4e Subtract line 5			
b	Prior years' undistributed income Subtract line 4b from line 2b.			
c	Enter the amount of prior years' undistributed income for which a notice of deficiency has been issued, or on which the section 4942(a) tax has been previously assessed.			
d	Subtract line 6c from line 6b Taxable amount—see page 27 of the instructions . . .			
e	Undistributed income for 2008 Subtract line 4a from line 2a Taxable amount—see page 27 of the instructions			
f	Undistributed income for 2009 Subtract lines 4d and 5 from line 1 This amount must be distributed in 2010			
7	Amounts treated as distributions out of corpus to satisfy requirements imposed by section 170(b)(1)(F) or 4942(g)(3) (see page 27 of the instructions).			
8	Excess distributions carryover from 2004 not applied on line 5 or line 7 (see page 27 of the instructions).			
9	Excess distributions carryover to 2010. Subtract lines 7 and 8 from line 6a			
10	Analysis of line 9			
a	Excess from 2005.			
b	Excess from 2006.			
c	Excess from 2007.			
d	Excess from 2008.			
e	Excess from 2009.			

Part XIV

Private Operating Foundations (see page 27 of the instructions and Part VII-A, question 9)

1a

If the foundation has received a ruling or determination letter that it is a private operating foundation, and the ruling is effective for 2009, enter the date of the ruling.

1990-04-27

b

Check box to indicate whether the organization is a private operating foundation described in section 4942(j)(3) or 4942(j)(5)

☒ 4942(j)(3) or ☐ 4942(j)(5)

2a	Enter the lesser of the adjusted net income from Part I or the minimum investment return from Part X for each year listed	Tax year	Prior 3 years			(e) Total
		(a) 2009	(b) 2008	(c) 2007	(d) 2006	
		31,422,046	35,081,237	32,622,797	29,146,300	128,272,380
b	85% of line 2a	26,708,739	29,819,051	27,729,377	24,774,355	109,031,522
c	Qualifying distributions from Part XII, line 4 for each year listed	62,085,600	63,841,779	59,384,567	61,609,204	246,921,150
d	Amounts included in line 2c not used directly for active conduct of exempt activities	216,700	418,695	466,070	523,195	1,624,660
e	Qualifying distributions made directly for active conduct of exempt activities. Subtract line 2d from line 2c	61,868,900	63,423,084	58,918,497	61,086,009	245,296,490
3	Complete 3a, b, or c for the alternative test relied upon					
a	"Assets" alternative test—enter					
	(1) Value of all assets	732,896,111	678,931,638	698,395,781	637,824,240	2,748,047,770
	(2) Value of assets qualifying under section 4942(j)(3)(B)(i)	380,489,769	392,839,769	366,954,969	369,399,169	1,509,683,676
b	"Endowment" alternative test— enter 2/3 of minimum investment return shown in Part X, line 6 for each year listed. . . .	20,948,031	23,387,491	21,748,531	19,430,867	85,514,920
c	"Support" alternative test—enter					
	(1) Total support other than gross investment income (interest, dividends, rents, payments on securities loans (section 512(a)(5)), or royalties)	66,141,190	66,437,632	60,707,792	99,920,194	293,206,808
	(2) Support from general public and 5 or more exempt organizations as provided in section 4942(j)(3)(B)(iii).	66,141,190	66,437,632	60,707,792	99,920,194	293,206,808
	(3) Largest amount of support from an exempt organization	0	0	0	0	0
	(4) Gross investment income	47,204,130	50,468,056	60,859,056	56,245,657	214,776,899

Part XV

Supplementary Information (Complete this part only if the organization had \$5,000 or more in assets at any time during the year—see page 27 of the instructions.)

1

Information Regarding Foundation Managers:

a

List any managers of the foundation who have contributed more than 2% of the total contributions received by the foundation before the close of any tax year (but only if they have contributed more than \$5,000) (See section 507(d)(2))

See Additional Data Table

b

List any managers of the foundation who own 10% or more of the stock of a corporation (or an equally large portion of the ownership of a partnership or other entity) of which the foundation has a 10% or greater interest

2

Information Regarding Contribution, Grant, Gift, Loan, Scholarship, etc., Programs:

Check here ☒ if the foundation only makes contributions to preselected charitable organizations and does not accept unsolicited requests for funds. If the foundation makes gifts, grants, etc. (see page 28 of the instructions) to individuals or organizations under other conditions, complete items 2a, b, c, and d.

a

The name, address, and telephone number of the person to whom applications should be addressed

b

The form in which applications should be submitted and information and materials they should include

c

Any submission deadlines

d

Any restrictions or limitations on awards, such as by geographical areas, charitable fields, kinds of institutions, or other factors

Part XV

Supplementary Information (continued)

3 Grants and Contributions Paid During the Year or Approved for Future Payment

Recipient	If recipient is an individual, show any relationship to any foundation manager or substantial contributor	Foundation status of recipient	Purpose of grant or contribution	Amount
Name and address (home or business)				
a Paid during the year See Additional Data Table				
Total			▶ 3a	216,700
b Approved for future payment				
Total			▶ 3b	

Enter gross amounts unless otherwise indicated		Unrelated business income		Excluded by section 512, 513, or 514		(e) Related or exempt function income (See page 28 of the instructions)
	(a) Business code	(b) Amount	(c) Exclusion code	(d) Amount		
1 Program service revenue						
a SENIOR FACILITY REVENUE						15,475,688
b HOME HEALTH CARE REVENUE						1,793,572
c VET SCHOOL REVENUE						48,665,465
d _____						
e _____						
f _____						
g Fees and contracts from government agencies						
2 Membership dues and assessments. . . .						
3 Interest on savings and temporary cash investments			14	4,053		
4 Dividends and interest from securities. . . .			14	6,524,052		
5 Net rental income or (loss) from real estate						
a Debt-financed property.						
b Not debt-financed property.			16	23,680		
6 Net rental income or (loss) from personal property						
7 Other investment income.			14	40,676,026		
8 Gain or (loss) from sales of assets other than inventory			18	-21,516,239		
9 Net income or (loss) from special events						
10 Gross profit or (loss) from sales of inventory. .						
11 Other revenue a MISC REVENUE			01	33,311		
b _____						
c _____						
d _____						
e _____						
12 Subtotal Add columns (b), (d), and (e). .				25,744,883		65,934,725
13 Total. Add line 12, columns (b), (d), and (e).						91,679,608

[illegible]

1	Did the organization directly or indirectly engage in any of the following with any other organization described in section 501(c) of the Code (other than section 501(c)(3) organizations) or in section 527, relating to political organizations?		Yes	No
a	Transfers from the reporting foundation to a noncharitable exempt organization of			
	(1) Cash.	1a(1)		No
	(2) Other assets.	1a(2)	Yes	
b	Other transactions			
	(1) Sales of assets to a noncharitable exempt organization.	1b(1)		No
	(2) Purchases of assets from a noncharitable exempt organization.	1b(2)		No
	(3) Rental of facilities, equipment, or other assets.	1b(3)		No
	(4) Reimbursement arrangements.	1b(4)		No
	(5) Loans or loan guarantees.	1b(5)		No
	(6) Performance of services or membership or fundraising solicitations.	1b(6)		No
c	Sharing of facilities, equipment, mailing lists, other assets, or paid employees.	1c		No
d	If the answer to any of the above is "Yes," complete the following schedule. Column (b) should always show the fair market value of the goods, other assets, or services given by the reporting foundation. If the foundation received less than fair market value in any transaction or sharing arrangement, show in column (d) the value of the goods, other assets, or services received.			

2a Is the foundation directly or indirectly affiliated with, or related to, one or more tax-exempt organizations described in section 501(c) of the Code (other than section 501(c)(3)) or in section 527? ☒ Yes ☐ No

Sign Here	Under penalties of perjury, I declare that I have examined this return, including accompanying schedules and statements, and to the best of my knowledge and belief, it is true, correct, and complete Declaration of preparer (other than taxpayer or fiduciary) is based on all information of which preparer has any knowledge				
	<div><div></div><div>Signature of officer or trustee</div></div>		<div><div>2010-11-12</div><div>Date</div></div>	<div><div></div><div>Title</div></div>	
	Paid Preparer's Use Only	<div><div>Preparer's Signature</div><div></div></div>	Date	Check if self-employed <input type="checkbox"/>	Preparer's identifying number (see Signature on page 30 of the instructions)
		<div><div>Firm's name (or yours if self-employed), address, and ZIP code</div><div>ERNST & YOUNG US LLP</div><div>75 BEATTIE PLACE SUITE 800</div><div>GREENVILLE, SC 29601</div></div>	EIN <input type="text"/>		Phone no (617) 266-2000

Schedule B (Form 990, 990-EZ, or 990-PF) Department of the Treasury Internal Revenue Service	Schedule of Contributors ▶ Attach to Form 990, 990-EZ, or 990-PF.	OMB No 1545-0047
		2009
Name of organization Cummings Foundation Inc		Employer identification number 04-3073023

Organization type (check one)

Filers of:	Section:
Form 990 or 990-EZ	<input type="checkbox"/> 501(c)() (enter number) organization
	<input type="checkbox"/> 4947(a)(1) nonexempt charitable trust not treated as a private foundation
	<input type="checkbox"/> 527 political organization
Form 990-PF	<input checked="" type="checkbox"/> 501(c)(3) exempt private foundation
	<input type="checkbox"/> 4947(a)(1) nonexempt charitable trust treated as a private foundation
	<input type="checkbox"/> 501(c)(3) taxable private foundation

Check if your organization is covered by the **General Rule** or a **Special Rule**.
Note. Only a section 501(c)(7), (8), or (10) organization can check boxes for both the General Rule and a Special Rule. See instructions.

General Rule—

☒ For an organization filing Form 990, 990-EZ, or 990-PF that received, during the year, \$5,000 or more (in money or property) from any one contributor. Complete Parts I and II.

Special Rules

☐ For a section 501(c)(3) organization filing Form 990 or 990-EZ, that met the 33¹/₃% support test of the regulations under sections 509(a)(1) and 170(b)(1)(A)(vi), and received from any one contributor, during the year, a contribution of the greater of **(1)** \$5,000 or **(2)** 2% of the amount on (i) Form 990, Part VIII, line 1h, or (ii) Form 990-EZ, line 1. Complete Parts I and II.

☐ For a section 501(c)(7), (8), or (10) organization filing Form 990, or 990-EZ, that received from any one contributor, during the year, aggregate contributions of more than \$1,000 for use *exclusively* for religious, charitable, scientific, literary, or educational purposes, or the prevention of cruelty to children or animals. Complete Parts I, II, and III.

☐ For a section 501(c)(7), (8), or (10) organization filing Form 990, or 990-EZ, that received from any one contributor, during the year, contributions for use *exclusively* for religious, charitable, etc., purposes, but these contributions did not aggregate to more than \$1,000. If this box is checked, enter here the total contributions that were received during the year for an *exclusively* religious, charitable, etc., purpose. Do not complete any of the parts unless the **General Rule** applies to this organization because it received nonexclusively religious, charitable, etc., contributions of \$5,000 or more during the year. ▶ \$ _____

Caution. An Organization that is not covered by the General Rule and/or the Special Rules does not file Schedule B (Form 990, 990-EZ, or 990-PF), but it **must** answer “No” on Part IV, line 2 of its Form 990, or check the box in the heading of its Form 990-EZ, or on line 2 of its Form 990-PF, to certify that it does not meet the filing requirements of Schedule B (Form 990, 990-EZ, or 990-PF).

Name of organization Cummings Foundation Inc	Employer identification number 04-3073023
---	--

Part I

Contributors (see instructions)

(a) No.	(b) Name, address, and ZIP + 4	(c) Aggregate contributions	(d) Type of contribution
1	William S Cummings 200 West Cummings Park Woburn, MA 01801	\$ 100,000	Person <input checked="" type="checkbox"/> Payroll <input type="checkbox"/> Noncash <input type="checkbox"/> (Complete Part II if there is a noncash contribution)
		\$	Person <input type="checkbox"/> Payroll <input type="checkbox"/> Noncash <input type="checkbox"/> (Complete Part II if there is a noncash contribution)
		\$	Person <input type="checkbox"/> Payroll <input type="checkbox"/> Noncash <input type="checkbox"/> (Complete Part II if there is a noncash contribution)
		\$	Person <input type="checkbox"/> Payroll <input type="checkbox"/> Noncash <input type="checkbox"/> (Complete Part II if there is a noncash contribution)
		\$	Person <input type="checkbox"/> Payroll <input type="checkbox"/> Noncash <input type="checkbox"/> (Complete Part II if there is a noncash contribution)
		\$	Person <input type="checkbox"/> Payroll <input type="checkbox"/> Noncash <input type="checkbox"/> (Complete Part II if there is a noncash contribution)
		\$	Person <input type="checkbox"/> Payroll <input type="checkbox"/> Noncash <input type="checkbox"/> (Complete Part II if there is a noncash contribution)

Name of organization Cummings Foundation Inc	Employer identification number 04-3073023
---	--

Part II

Noncash Property (see Instructions)

(a) No. from Part I	(b) Description of noncash property given	(c) FMV (or estimate) (see instructions)	(d) Date received
_____	_____ _____ _____ _____	\$ _____	_____
(a) No. from Part I	(b) Description of noncash property given	(c) FMV (or estimate) (see instructions)	(d) Date received
_____	_____ _____ _____ _____	\$ _____	_____
(a) No. from Part I	(b) Description of noncash property given	(c) FMV (or estimate) (see instructions)	(d) Date received
_____	_____ _____ _____ _____	\$ _____	_____
(a) No. from Part I	(b) Description of noncash property given	(c) FMV (or estimate) (see instructions)	(d) Date received
_____	_____ _____ _____ _____	\$ _____	_____
(a) No. from Part I	(b) Description of noncash property given	(c) FMV (or estimate) (see instructions)	(d) Date received
_____	_____ _____ _____ _____	\$ _____	_____
(a) No. from Part I	(b) Description of noncash property given	(c) FMV (or estimate) (see instructions)	(d) Date received
_____	_____ _____ _____ _____	\$ _____	_____

Name of organization Cummings Foundation Inc	Employer identification number 04-3073023
---	--

Part III

Exclusively religious, charitable, etc., individual contributions to section 501(c)(7), (8), or (10) organizations aggregating more than \$1,000 for the year. (Complete columns (a) through (e) and the following line entry)

For organizations completing Part III, enter the total of *exclusively* religious, charitable, etc , contributions of **\$1,000 or less** for the year (Enter this information once See instructions) ➤ \$

(a) No. from Part I	(b) Purpose of gift	(c) Use of gift	(d) Description of how gift is held
—	<div></div>	<div></div>	<div></div>
	<div></div>	<div></div>	<div></div>
	<div></div>	<div></div>	<div></div>
	<div></div>	<div></div>	<div></div>
—	<div>(e) Transfer of gift</div>		
	Transferee's name, address, and ZIP 4		Relationship of transferor to transferee
	<div></div>	<div></div>	
	<div></div>	<div></div>	
—	<div></div>	<div></div>	<div></div>
	<div></div>	<div></div>	<div></div>
	<div></div>	<div></div>	<div></div>
	<div></div>	<div></div>	<div></div>
—	<div>(e) Transfer of gift</div>		
	Transferee's name, address, and ZIP 4		Relationship of transferor to transferee
	<div></div>	<div></div>	
	<div></div>	<div></div>	
—	<div></div>	<div></div>	<div></div>
	<div></div>	<div></div>	<div></div>
	<div></div>	<div></div>	<div></div>
	<div></div>	<div></div>	<div></div>
—	<div>(e) Transfer of gift</div>		
	Transferee's name, address, and ZIP 4		Relationship of transferor to transferee
	<div></div>	<div></div>	
	<div></div>	<div></div>	
—	<div></div>	<div></div>	<div></div>
	<div></div>	<div></div>	<div></div>
	<div></div>	<div></div>	<div></div>
	<div></div>	<div></div>	<div></div>
—	<div>(e) Transfer of gift</div>		
	Transferee's name, address, and ZIP 4		Relationship of transferor to transferee
	<div></div>	<div></div>	
	<div></div>	<div></div>	

Form

4562

Depreciation and Amortization
(Including Information on Listed Property)

OMB No 1545-0172

2009

Attachment
Sequence No 67

Name(s) shown on return Cummings Foundation Inc	Business or activity to which this form relates GENERAL DEPRECIATION	Identifying number 04-3073023
--	---	----------------------------------

Part I Election To Expense Certain Property Under Section 179

Note: If you have any listed property, complete Part V before you complete Part I.

1 Maximum amount See the instructions for a higher limit for certain businesses	1	\$ 125,000
2 Total cost of section 179 property placed in service (see instructions)	2	
3 Threshold cost of section 179 property before reduction in limitation (see instructions)	3	\$ 500,000
4 Reduction in limitation Subtract line 3 from line 2 If zero or less, enter -0-	4	
5 Dollar limitation for tax year Subtract line 4 from line 1 If zero or less, enter -0- If married filing separately, see instructions	5	

6 (a) Description of property	(b) Cost (business use only)	(c) Elected cost	
6			
7 Listed property Enter the amount from line 29	7		
8 Total elected cost of section 179 property Add amounts in column (c), lines 6 and 7	8		
9 Tentative deduction Enter the smaller of line 5 or line 8	9		
10 Carryover of disallowed deduction from line 13 of your 2008 Form 4562	10		
11 Business income limitation Enter the smaller of business income (not less than zero) or line 5 (see instructions)	11		
12 Section 179 expense deduction Add lines 9 and 10, but do not enter more than line 11	12		
13 Carryover of disallowed deduction to 2010 Add lines 9 and 10, less line 12 .	13		

Note: Do not use Part II or Part III below for listed property. Instead, use Part V.

Part II Special Depreciation Allowance and Other Depreciation (Do not include listed property) (See instructions)	
14 Special depreciation allowance for qualified property (other than listed property) placed in service during the tax year (see instructions)	14
15 Property subject to section 168(f)(1) election	15
16 Other depreciation (including ACRS)	16 67,558

Part III MACRS Depreciation (Do not include listed property.) (See instructions.)

Section A

17 MACRS deductions for assets placed in service in tax years beginning before 2009	17	528,793
18 If you are electing to group any assets placed in service during the tax year into one or more general asset accounts, check here		

Section B—Assets Placed in Service During 2008 Tax Year Using the General Depreciation System

(a) Classification of property	(b) Month and year placed in service	(c) Basis for depreciation (business/investment use only—see instructions)	(d) Recovery period	(e) Convention	(f) Method	(g) Depreciation deduction
19a 3-year property						
b 5-year property		See Add'l Data				
c 7-year property						
d 10-year property						
e 15-year property						
f 20-year property						
g 25-year property			25 yrs		S/L	
h Residential rental property			27 5 yrs	MM	S/L	
			27 5 yrs	MM	S/L	
i Nonresidential real property			39 yrs	MM	S/L	
				MM	S/L	

Section C—Assets Placed in Service During 2009 Tax Year Using the Alternative Depreciation System

20a Class life					S/L	
b 12-year			12 yrs		S/L	
c 40-year			40 yrs	MM	S/L	

Part IV Summary (see instructions)

21 Listed property Enter amount from line 28	21	
22 Total. Add amounts from line 12, lines 14 through 17, lines 19 and 20 in column (g), and line 21 Enter here and on the appropriate lines of your return Partnerships and S corporations—see instructions	22	625,810
23 For assets shown above and placed in service during the current year, enter the portion of the basis attributable to section 263A costs	23	

Part V

Listed Property (Include automobiles, certain other vehicles, cellular telephones, certain computers, and property used for entertainment, recreation, or amusement.)
Note: For any vehicle for which you are using the standard mileage rate or deducting lease expense, complete **only** 24a, 24b, columns (a) through (c) of Section A, all of Section B, and Section C if applicable.

Section A—Depreciation and Other Information (Caution: See the instructions for limits for passenger automobiles.)

24a Do you have evidence to support the business/investment use claimed?						Yes No			24b If "Yes," is the evidence written?			Yes No					
(a) Type of property (list vehicles first)		(b) Date placed in service		(c) Business/ investment use percentage		(d) Cost or other basis		(e) Basis for depreciation (business/investment use only)		(f) Recovery period		(g) Method/ Convention		(h) Depreciation/ deduction		(i) Elected section 179 cost	
25 Special depreciation allowance for qualified listed property placed in service during the tax year and used more than 50% in a qualified business use (see instructions)												25					
26 Property used more than 50% in a qualified business use																	
				%													
				%													
				%													
27 Property used 50% or less in a qualified business use																	
				%								S/L -					
				%								S/L -					
				%								S/L -					
28 Add amounts in column (h), lines 25 through 27 Enter here and on line 21, page 1												28					
29 Add amounts in column (i), line 26 Enter here and on line 7, page 1														29			

Section B—Information on Use of Vehicles

Complete this section for vehicles used by a sole proprietor, partner, or other "more than 5% owner," or related person
If you provided vehicles to your employees, first answer the questions in Section C to see if you meet an exception to completing this section for those vehicles

30 Total business/investment miles driven during the year (do not include commuting miles)	(a) Vehicle 1		(b) Vehicle 2		(c) Vehicle 3		(d) Vehicle 4		(e) Vehicle 5		(f) Vehicle 6	
31 Total commuting miles driven during the year												
32 Total other personal(noncommuting) miles driven												
33 Total miles driven during the year Add lines 30 through 32												
34 Was the vehicle available for personal use during off-duty hours?	Yes	No	Yes	No	Yes	No	Yes	No	Yes	No	Yes	No
35 Was the vehicle used primarily by a more than 5% owner or related person?												
36 Is another vehicle available for personal use?												

Section C—Questions for Employers Who Provide Vehicles for Use by Their Employees

Answer these questions to determine if you meet an exception to completing Section B for vehicles used by employees who are not more than 5% owners or related persons (see instructions)

37 Do you maintain a written policy statement that prohibits all personal use of vehicles, including commuting, by your employees?	Yes	No
38 Do you maintain a written policy statement that prohibits personal use of vehicles, except commuting, by your employees? See the instructions for vehicles used by corporate officers, directors, or 1% or more owners		
39 Do you treat all use of vehicles by employees as personal use?		
40 Do you provide more than five vehicles to your employees, obtain information from your employees about the use of the vehicles, and retain the information received?		
41 Do you meet the requirements concerning qualified automobile demonstration use? (See instructions)		
Note: If your answer to 37, 38, 39, 40, or 41 is "Yes," do not complete Section B for the covered vehicles		

Part VI Amortization

(a) Description of costs		(b) Date amortization begins		(c) Amortizable amount		(d) Code section		(e) A mortization period or percentage		(f) A mortization for this year	
42 A mortization of costs that begins during your 2009 tax year (see instructions)											
43 A mortization of costs that began before your 2009 tax year									43		
44 Total. Add amounts in column (f) See the instructions for where to report									44		

Additional Data

Software ID: 09000054
Software Version: 09-8.5
EIN: 04-3073023
Name: Cummings Foundation Inc

Form 990PF Part IV - Capital Gains and Losses for Tax on Investment Income - Columns a - d

(a) List and describe the kind(s) of property sold (e g , real estate, 2-story brick warehouse, or common stock, 200 shs MLC Co)	(b) How acquired P—Purchase D—Donation	(c) Date acquired (mo , day, yr)	(d) Date sold (mo , day, yr)
PUBLICLY TRADED SECURITIES	P		
GOLDMAN SACHS WELLINGTON	P	2006-01-31	2010-02-04
GOLDMAN SACHS ACADIAN	P	2008-02-29	2010-02-04
GOLDMAN SACHS ALTRINSIC	P	2008-12-31	2010-02-04
GOLDMAN SACHS TRILOGY	P	2008-02-29	2010-02-04
GOLDMAN SACHS VONTOBEL	P	2008-12-31	2010-02-19
SETTLEMENT PROCEEDS MONSTER WORLD	P		

Form 990PF Part IV - Capital Gains and Losses for Tax on Investment Income - Columns e - h

(e) Gross sales price	(f) Depreciation allowed (or allowable)	(g) Cost or other basis plus expense of sale	(h) Gain or (loss) (e) plus (f) minus (g)
56,122,542		79,367,333	-23,244,791
3,089,721		3,001,595	88,126
1,766,137		906,925	859,212
1,153,567		1,153,569	-2
1,877,129		1,100,636	776,493
1,169,229		1,169,229	
4,723			4,723

Form 990PF Part IV - Capital Gains and Losses for Tax on Investment Income - Columns i - l

Complete only for assets showing gain in column (h) and owned by the foundation on 12/31/69			(l) Gains (Col (h) gain minus col (k), but not less than -0-) or Losses (from col (h))
(i) F M V as of 12/31/69	(j) Adjusted basis as of 12/31/69	(k) Excess of col (i) over col (j), if any	
			-23,244,791
			88,126
			859,212
			-2
			776,493
			4,723

Form 990PF Part VIII Line 1 - List all officers, directors, trustees, foundation managers and their compensation

(a) Name and address	(b) Title, and average hours per week devoted to position	(c) Compensation (If not paid, enter -0-)	(d) Contributions to employee benefit plans and deferred compensation	(e) Expense account, other allowances
Joyce M Cummings	TRUSTEE & TREASURER 1 0	0		
200 West Cummings Park Woburn, MA 01801				
Patricia A Cummings	TRUSTEE & Vice President 1 0	0		
200 West Cummings Park Woburn, MA 01801				
William S Cummings	TRUSTEE & PRESIDENT 45 0	0		
200 West Cummings Park Woburn, MA 01801				
Robert O Connor	TRUSTEE & EXEC DIR NHM 45 0	189,593	9,008	18,000
400 hemenway street marlborough, MA 01752				
Joseph A Abate MD	Trustee 1 0	0		
200 West Cummings Park Woburn, MA 01801				
Lawrence S Bacow PhD	Trustee 1 0	0		
tufts university medford, MA 02155				
HON Margot Botsford	Trustee 1 0	0		
supreme judicial court boston, MA 02108				
Paul C Casey	Trustee 1 0	0		
MASS STATE HOUSE ROOM 473-B BOSTON, MA 02133				
Carol A Donovan	Trustee 1 0	0		
200 West Cummings Park Woburn, MA 01801				
DEBORAH T KOICHEVAR DVM PHD	Trustee 1 0	0		
cummings school of veterinary north grafton, MA 01536				
Jason Z Morris PhD	Trustee 1 0	0		
fordham university bronx, NY 10458				
Manlyn Cummings Morris MD	Trustee 1 0	0		
Childrens Hospital New York, NY 10001				
Richard C Ockerbloom	Trustee 1 0	0		
200 West Cummings Park Woburn, MA 01801				
Joel B Swets	Clerk & EXEC DIR, CUMMINGS FND 45 0	98,321	6,091	
200 West Cummings Park Woburn, MA 01801				
Michael P Pascavage	TRUSTEE 1 0	0		
10 Rogers Street 1102 Cambridge, MA 021421251				

Form 990PF Part XV Line 1a - List any managers of the foundation who have contributed more than 2% of the total contributions received by the foundation before the close of any tax year (but only if they have contributed more than \$5,000).

WILLIAM S CUMMINGS PATRICIA A CU
AND JOYCE CUMMINGS


Form 990PF Part XV Line 3 - Grants and Contributions Paid During the Year or Approved for Future Payment

Recipient	If recipient is an individual, show any relationship to any foundation manager or substantial contributor	Foundation status of recipient	Purpose of grant or contribution	Amount
Name and address (home or business)				
a Paid during the year				
AIDS ACTION COMMITTEE OF MASSACHUSETTS INC294 WASHINGTON ST BOSTON,MA 021084634	none	509(a)(1)	Community Healthcare Program	450
ALZHEIMERS DISEASE RESEARCH FOUNDATION880 WINTER ST WALTHAM,MA 024511464	none	509(a)(1)	Alzheimers Research	100
AMERICAN CANCER SOCIETY INC 30 SPEEN ST FRAMINGHAM,MA 017011804	none	509(a)(1)	Cancer Research Treatment	500
AMERICAN DIABETES ASSOCIATION1701 N BEAUREGARD ST ALEXANDRIA,VA 223111717	none	509(a)(2)	Diabetes Research	200
AMERICAN NATIONAL RED CROSS 17TH AND D STREETS NW WASHINGTON,DC 200060000	none	509(a)(1)	Disaster Emergency Relief	2,000
APPALACHIAN MOUNTAIN CLUB5 JOY ST BOSTON,MA 021081403	none	509(a)(1)	Conservation Programs	200
ARTHRITIS FOUNDATION INC29 CRAFT STREET CHATHAM CENTER NO NEWTON,MA 024580000	none	509(a)(1)	Health Research and Programs	75
BEVERLY BOOTSTRAPS COMMUNITY SERVICES INC371 CABOT ST BEVERLY,MA 019153357	none	509(a)(1)	Community Welfare Program	1,000
BEVERLY CHILDRENS LEARNING CENTERS INC600 CUMMINGS CTR STE 171X BEVERLY,MA 019156108	none	509(a)(1)	Youth Education	300
BEVERLY HISTORICAL SOCIETY INC117 CABOT ST BEVERLY,MA 019155108	none	509(a)(1)	Community Cultural Arts	1,000
BEVERLY HOMECOMING INCPO BOX 714 BEVERLY,MA 01915	none	509(a)(1)	Civic Event Planning	1,000
BEVERLY ROTARY CLUB FOUNDATION INCPO BOX 201 BEVERLY,MA 019150004	none	509(a)(2)	Civic Programming	300
BOSTON COLLEGE TRUSTEES140 COMMONWEALTH AVE CHESTNUT HILL,MA 024673800	none	509(a)(1)	Educational Scholarships	10,000
BOSTON UNIVERSITY TRUSTEES OF BOSTON UNIVERSITY25 BUICK ST BOSTON,MA 022151301	none	509(a)(1)	Educational Scholarships	5,100
BOY SCOUTS OF AMERICA411 UNQUITY RD MILTON,MA 021863634	none	509(a)(1)	Youth Enrichment Program	1,000
Total ▶ 3a				216,700


Form 990PF Part XV Line 3 - Grants and Contributions Paid During the Year or Approved for Future Payment

Recipient	If recipient is an individual, show any relationship to any foundation manager or substantial contributor	Foundation status of recipient	Purpose of grant or contribution	Amount
Name and address (home or business)				
a Paid during the year				
BOYS AND GIRLS CLUB OF WOBURN INCCHARLES GARDNER LANE WOBURN,MA 018010000	none	509(a)(2)	Youth Enrichment Program	5,000
BRIGHAM YOUNG UNIVERSITYPO BOX 21128 PROVO,UT 846021128	none	509(a)(1)	Educational Scholarships	5,000
BUCKNELL UNIVERSITY112 MARTS HALL LEWISBURG,PA 178370000	none	509(a)(1)	Educational Scholarships	200
CATHOLIC CHARITABLE BUREAU OF THE ARCHDIOCESE OF B75 KNEELAND STREET BOSTON,MA 021111901	none	509(a)(1)	Community Welfare Program	1,000
CHILDRENS HOSPITAL CORPORATION300 LONGWOOD AVE BOSTON,MA 021155724	none	509(a)(1)	Community Healthcare Program	1,000
CITY OF MARLBOROUGH140 MAIN STREET MARLBOROUGH,MA 01752	none	509(a)(1)	Educational Scholarships	5,000
CMARC WOBURN STREET INC147 NEW BOSTON ST WOBURN,MA 018016201	none	509(a)(2)	Community Healthcare Program	1,000
DANA FARBER CANCER INSTITUTE INC44 BINNEY ST BP 376 BOSTON,MA 021156013	none	509(a)(1)	Cancer Research Treatment	50
EAST MIDDLESEX ASSOCIATION FOR RETARDED CITIZENS I20 GOULD ST READING,MA 018672927	none	509(a)(1)	Community Healthcare Program	1,000
EASTER SEALS MASSACHUSETTS INC484 MAIN ST WORCESTER,MA 016081893	none	509(a)(1)	Health Research and Programs	500
ELIZABETH STONE HOUSE INCPO BOX 300039 JAMAICA PLAIN,MA 021300001	none	509(a)(1)	Domestic Violence Awareness	75
EMMANUEL COLLEGE400 THE FENWAY BOSTON,MA 021155725	none	509(a)(1)	Educational Scholarships	50
ENDICOTT COLLEGE376 HALE ST BEVERLY,MA 019152096	none	509(a)(1)	Educational Scholarships	1,000
F B CHARITIES INC8 CROWNINSHIELD ST UNIT 410 PEABODY,MA 019608206	none	509(a)(2)	Community Enrichment Programs	500
First Candle SIDS Alliance1314 Bedford Ave Ste 210 Baltimore,MD 21208	none	509(a)(1)	Health and Prevention	100
Total 3a				216,700


Form 990PF Part XV Line 3 - Grants and Contributions Paid During the Year or Approved for Future Payment

Recipient	If recipient is an individual, show any relationship to any foundation manager or substantial contributor	Foundation status of recipient	Purpose of grant or contribution	Amount
Name and address (home or business)				
a Paid during the year				
First Congregational Church322 Main Street Woburn,MA 01801	none	509(a)(1)	Religious Program	1,000
FOOD FOR THE POOR INC6401 LYONS RD COCONUT CREEK,FL 330733602	none	509(a)(1)	Civic Relief	125
FRIENDS OF THE WINCHESTER PUBLIC LIBRARY INC80 WASHINGTON ST WINCHESTER,MA 018902714	none	509(a)(1)	Civic Programming	1,100
GEORGE WASHINGTON UNIVERSITY801 22ND ST NW WASHINGTON,DC 200520058	none	509(a)(1)	Educational Scholarships	5,000
GIVING CAMP INCPO BOX 53114 MEDFORD,MA 021530114	none	509(a)(1)	Educational Programming	20,000
GLOBAL SMILE FOUNDATION28 MARTINGALE LN WESTWOOD,MA 020902900	none	509(a)(1)	International Relief	200
GOOD FRIDAY WALK INC3 BUTTERWORTH RD BEVERLY,MA 019151207	none	509(a)(1)	Civic Relief	100
HALLMARK HEALTH SYSTEM INC 170 GOVERNORS AVE MEDFORD,MA 021551643	none	509(a)(1)	Health Research and Programs	10,000
HEIFER PROJECT INTERNATIONAL1 WORLD AVE LITTLE ROCK,AR 722022863	none	509(a)(1)	Global Relief	50
HILLEL THE FOUNDATION FOR JEWISH CAMPUS LIFEGRANOFF FAMILY HILLEL CTR TUFTS UNV MEDFORD,MA 021550000	none	509(a)(1)	Educational Programming	1,000
JIM WHITE SCHOLARSHIP FUND43 KING ST MIDDLETON,MA 019492242	none	509(a)(1)	Educational Scholarships	200
Kiwanis International Foundation3636 Woodview Trace Indianapolis,IN 46268	none	509(a)(1)	Civic Programming	500
KRISTIN AMICO SESSELMAN FOUNDATIONPO BOX 2191 DANVERS,MA 019235191	none	509(a)(1)	Health Research and Programs	1,000
LAZARUS HOUSE INCORPORATED PO Box 408 LAWRENCE,MA 01842	none	509(a)(1)	Civic Relief	350
MAKE A WISH FOUNDATION OF MASSACHUSETTS INC1 BULFINCH PLACE 2ND FLOOR BOSTON,MA 021142915	none	509(a)(1)	Community Outreach	250
Total  3a				216,700


Form 990PF Part XV Line 3 - Grants and Contributions Paid During the Year or Approved for Future Payment

Recipient	If recipient is an individual, show any relationship to any foundation manager or substantial contributor	Foundation status of recipient	Purpose of grant or contribution	Amount
Name and address (home or business)				
a Paid during the year				
MAKE A WISH OF NEW HAMPSHIRE INC814 ELM ST STE 300 MANCHESTER, NH 031012130	none	509(a)(1)	Community Outreach	100
MAY INSTITUTE INC41 PACELLA PARK DR RANDOLPH, MA 023681755	none	509(a)(1)	Mental Health Program	1,000
MERRIMACK VALLEY HOSPICE INC 360 MERRIMACK ST STE 9 LAWRENCE, MA 018431764	none	509(a)(2)	Community Healthcare Program	100
MINUTEMAN SENIOR SERVICES24 3RD AVE BURLINQTON, MA 018034414	none	509(a)(1)	Elder Services	500
MISSION OF DEEDS INC4 CHAPIN AVE READING, MA 018673201	none	509(a)(1)	Community Welfare Program	1,100
MONTSERRAT COLLEGE OF ART INC23 ESSEX ST BEVERLY, MA 019154508	none	509(a)(1)	Educational Scholarships	5,000
MUSEUM OF FINE ARTS465 HUNTINGTON AVE BOSTON, MA 021155523	none	509(a)(1)	Cultural Arts Programming	3,000
MUSEUM OF SCIENCESCIENCE PARK BOSTON, MA 021140000	none	509(a)(1)	Cultural Arts Programming	2,000
NATIONAL MULTIPLE SCLEROSIS SOCIETY101 A FIRST AVENUE 6 WALTHAM, MA 024510000	none	509(a)(1)	Health Research and Programs	200
NATIONAL PHILANTHROPIC TR SUITE 150 JENKINTOWN, PA 190460000	none	509(a)(1)	Cancer Research Treatment	100
NEW COMMUNITY SERVICES INC HOUSING SERVICES GROUP116 NORFOLK ST CAMBRIDGE, MA 021392643	none	509(a)(1)	Affordable Housing Program	100
NOBLE AND GREENOUGH SCHOOL 10 CAMPUS DR DEDHAM, MA 020264041	none	509(a)(1)	Education	250
NORTHEAST FOUNDATION INC85 HERRICK ST BEVERLY, MA 019151790	none	509(a)(1)	Community Healthcare Program	3,000
NORTHEAST HOSPITAL CORPORATION85 HERRICK ST BEVERLY, MA 019151790	none	509(a)(1)	Health Wlness Organization	1,000
PAN MASSACHUSETTS CHALLENGE TRUST77 4TH AVE NEEDHAM, MA 024942704	none	509(a)(1)	Health Research and Programs	300
Total  3a				216,700


Form 990PF Part XV Line 3 - Grants and Contributions Paid During the Year or Approved for Future Payment

Recipient	If recipient is an individual, show any relationship to any foundation manager or substantial contributor	Foundation status of recipient	Purpose of grant or contribution	Amount
Name and address (home or business)				
a Paid during the year				
PARENT TO PARENT INCPO BOX 494 WINCHESTER,MA 018900694	none	509(a)(2)	Educational Awareness	1,100
PARTNERS HOME CARE INC200 LEDGEWOOD PLACE ROCKLAND,MA 023701068	none	509(a)(2)	Elder Services	1,000
PINE STREET INN INC434 HARRISON AVE BOSTON,MA 021182404	none	509(a)(1)	Community Homeless	200
POP WARNER LITTLE SCHOLARS INC1199 CAMBRIDGE ST CAMBRIDGE,MA 021391317	none	509(a)(1)	Youth Enrichment Program	150
POP WARNER LITTLE SCHOLARS INC5 FRANK ST WOBURN,MA 018014501	none	509(a)(1)	Youth Extracurricular Activity	100
PRESIDENT AND FELLOWS OF HARVARD COLLEGE1033 MASSACHUSETTS AVE RM 480 CAMBRIDGE,MA 021383846	none	509(a)(1)	Educational Scholarships	5,000
PRESIDENTS AND DIRECTORS GEORGETOWN COLLEGE FOR GE 37TH AND O STREETS NW WASHINGTON,DC 20057	none	509(a)(1)	Educational Scholarships	5,000
PROVIDENCE COLLEGE549 RIVER AVE PROVIDENCE,RI 029187000	none	509(a)(1)	Educational Scholarships	5,000
RENEWED HOPE PROJECT INC100 CUMMINGS CENTER BEVERLY,MA 019156115	none	509(a)(1)	Community Programming	100
ROTARY CLUB OF WOBURN CHARITABLE TRPO BOX 2304 WOBURN,MA 018880504	none	509(a)(2)	Civic Programming	500
SACHEM YOUTH BASEBALL SOFTBALL ASSOCIATION INCPO BOX 612 WINCHESTER,MA 018900812	none	509(a)(1)	Youth Enrichment Program	100
SAINT JOSEPH PARISH SCHOOLS 1382 Highland Ave Needham,MA 02492	none	509(a)(1)	Education	300
Shawaheen Valley Tech high School 100 Cook Street Billerica,MA 01821	none	509(a)(1)	Educational Programming	200
SMILE TRAIN INC41 MADISON AVE FL 28 NEW YORK,NY 100102351	none	509(a)(1)	Health Research and Programs	125
SOUTH MIDDLESEX OPPORTUNITY COUNCIL INC300 HOWARD ST FRAMINGHAM,MA 017028313	none	509(a)(1)	Community Homeless	600
Total  3a				216,700

Form 990PF Part XV Line 3 - Grants and Contributions Paid During the Year or Approved for Future Payment

Recipient	If recipient is an individual, show any relationship to any foundation manager or substantial contributor	Foundation status of recipient	Purpose of grant or contribution	Amount
Name and address (home or business)				
a Paid during the year				
St Charles School10 Myrtle Woburn,MA 01801	none	509(a)(1)	Community Enrichment Programs	700
ST JUDE CHILDRENS RESEARCH HOSPITAL INC262 DANNY THOMAS BLVD MS 512 MEMPHIS,TN 381050000	none	509(a)(1)	Cancer Research Treatment	500
STONEHAM THEATRE CORPORATION395 MAIN ST STONEHAM,MA 021803514	none	509(a)(2)	Cultural Arts Programming	1,500
SUPPORTIVE LIVING INC400 W CUMMINGS PARK STE 6100 WOBURN,MA 018016512	none	509(a)(1)	Brain Injury Residence	3,050
SYRACUSE UNIVERSITY COMPTROLLERS OFFICE SKYTOP OFFICE B SYRACUSE,NY 132445300	none	509(a)(1)	Educational Scholarships	5,000
THE BEVERLY EDUCATION FOUNDATION INCPO BOX 407 BEVERLY,MA 019150007	none	509(a)(1)	Educational Programming	250
THE GREATER BOSTON FOOD BANK INC70 SOUTH BAY BOSTON,MA 021180000	none	509(a)(1)	Community Charity Drive	100
THE GRIFFIN MUSEUM OF PHOTOGRAPHY INC67 SHORE RD WINCHESTER,MA 018902821	none	509(a)(1)	Cultural Arts Programming	4,200
The Salvation Army615 Slaters Ln Alexandria,VA 223141112	none	509(a)(1)	Community Welfare Program	500
TRUSTEES OF THE UNIVERSITY OF PENNSYLVANIA3451 WALNUT STREET PHILADELPHIA,PA 191046270	none	509(a)(1)	Educational Scholarships	5,000
UMASS MEMORIAL HEALTH CARE INC281 LINCOLN STREET WORCESTER,MA 016050000	none	509(a)(1)	Community Healthcare Program	5,000
UNIVERSITY OF MASSACHUSETTS-AMHERST215 WHITMORE BLDG AMHERST,MA 01003	none	509(a)(1)	Educational Scholarships	10,000
UNIVERSITY OF NEW HAMPSHIRE11 GARRISON AVENUE DURHAM,NH 03824	none	509(a)(1)	Educational Scholarships	5,000
UNIVERSITY OF VERMONT AND STATE AGRICULTURAL COLLE85 SO PROSPECT STREET RM 330 BURLINGTON,VT 054051704	none	509(a)(1)	Educational Scholarships	100
VIETNAM VETERANS WORKSHOP INC17 COURT ST BOSTON,MA 021082601	none	509(a)(1)	Veterans	50
Total  3a				216,700

Form 990PF Part XV Line 3 - Grants and Contributions Paid During the Year or Approved for Future Payment

Recipient	If recipient is an individual, show any relationship to any foundation manager or substantial contributor	Foundation status of recipient	Purpose of grant or contribution	Amount
Name and address (home or business)				
a Paid during the year				
VISITING NURSE ASSOCIATION OF MIDDLESEX-EAST INC607 NORTH AVENUE SUITE 17 WAKEFIELD,MA 018801322	none	509(a)(1)	Community Healthcare Program	100
VNA HOSPICE CARE INC100 SYLVAN ROAD WOBURN,MA 018011851	none	509(a)(1)	Community Healthcare Program	3,100
WGBH EDUCATIONAL FOUNDATION 1 GUEST ST BOSTON,MA 021352016	none	509(a)(1)	Educational Programming	50
WINCHESTER COMMITTEE FOR A BETTER CHANCE INCPO BOX 94 WINCHESTER,MA 018900194	none	509(a)(1)	Educational Programming	5,200
WINCHESTER COMMUNITY MUSIC SCHOOL TRUST407 HIGHLAND AVE WINCHESTER,MA 018904050	none	509(a)(1)	Community Cultural Arts	2,500
WINCHESTER COMMUNITY SERVICE FOUNDATION INCPO BOX 818 WINCHESTER,MA 018904218	none	509(a)(1)	Civic Programming	500
WINCHESTER HEALTHCARE MANAGEMENT INC41 HIGHLAND AVE WINCHESTER,MA 018901446	none	509(a)(1)	Healthcare Services	450
WINCHESTER HIGH SCHOOL80 SKILLINGS ROAD WINCHESTER,MA 01890	none	509(a)(1)	Educational Scholarships	500
WINCHESTER HISTORICAL SOCIETY INCPO BOX 127 WINCHESTER,MA 018900127	none	509(a)(1)	Cultural Enrichment Program	200
WINCHESTER MULTICULTURAL NETWORK INCPO BOX 346 WINCHESTER,MA 018900446	none	509(a)(1)	Community Awareness	150
Winchester Public Schools154 Horn Pond Road Woburn,MA 01890	none	509(a)(1)	Educational Programming	500
WINCHESTER SCHOLARSHIP FOUNDATIONPO BOX 174 WINCHESTER,MA 018900274	none	509(a)(1)	Educational Scholarships	1,100
WINCHESTER SENIORS ASSOCIATION INC109 SKILLINGS RD WINCHESTER,MA 018902884	none	509(a)(2)	Community Welfare Program	500
WINCHESTER SPORTS FOUNDATION INCPO BOX 493 WINCHESTER,MA 018900693	none	509(a)(2)	Youth Extracurricular Activity	2,100
WINDRUSH FARM THERAPEUTIC EQUITATION INC30 BROOKVIEW RD BOXFORD,MA 019212216	none	509(a)(2)	Community Healthcare Program	100
Total  3a				216,700

Form 990PF Part XV Line 3 - Grants and Contributions Paid During the Year or Approved for Future Payment

Recipient	If recipient is an individual, show any relationship to any foundation manager or substantial contributor	Foundation status of recipient	Purpose of grant or contribution	Amount
Name and address (home or business)				
a Paid during the year				
WO BURN BABE RUTH LEAGUE INC 37 ELIJAH ST WO BURN, MA 018013509	none	509(a)(2)	Youth Enrichment Program	150
WO BURN COUNCIL OF SOCIAL CONCERN INC2 MERRIMAC ST WO BURN, MA 018011606	none	509(a)(1)	Community Welfare Program	7,000
WO BURN HIGH SCHOOL88 MONTVALE AVE WO BURN, MA 01801	none	509(a)(1)	Health Research and Programs	100
WO BURN HIGH SCHOOL ACADEMIC AWARDS ASSOCIATION INC88 MONTVALE AVE WO BURN, MA 018013658	none	509(a)(1)	Educational Awareness	100
WO BURN MAYORS SENIOR LUNCHEON10 COMMON STREET Woburn, MA 01801	none	509(a)(1)	Community Welfare Program	1,000
WO BURN PUBLIC LIBRARY45 PLEASANT ST WO BURN, MA 018014196	none	509(a)(2)	Civic Programming	1,000
YALE UNIVERSITYPO BOX 208239 NEW HAVEN, CT 065208239	none	509(a)(1)	Educational Scholarships	5,000
YMCA OF THE NORTH SHORE INC 245 CABOT ST BEVERLY, MA 019154511	none	509(a)(2)	Civic Programming	1,500
YOUNG MENS CHRISTIAN ASSOCIATION GREATER BOSTON 316 HUNTINGTON AVE BOSTON, MA 021155019	none	509(a)(2)	Civic Programming	20,050
Total				216,700

Additional Data

Software ID:
Software Version:
EIN: 04-3073023
Name: Cummings Foundation Inc

Form 4562, Part III, Line 19, Section B—Assets Placed in Service During 2006 Tax Year Using the General Depreciation System:

(a) Classification of property	(b) Month and year placed in service	(c) Basis for depreciation (business/investment use only—see instructions)	(d) Recovery period	(e) Convention	(f) Method	(g) Depreciation deduction
b 5-year property		1,354	5	HY		271
b 5-year property		47,866	5	HY		9,573
b 5-year property		84,365	5	HY		16,873
b 5-year property		13,710	5	HY		2,742

Note: To capture the full content of this document, please select landscape mode (11" x 8.5") when printing.

TY 2009 Depreciation Schedule

Name: Cummings Foundation Inc
EIN: 04-3073023

Description of Property	Date Acquired	Cost or Other Basis	Prior Years' Depreciation	Computation Method	Rate / Life (# of years)	Current Year's Depreciation Expense	Net Investment Income	Adjusted Net Income	Cost of Goods Sold Not Included
VARIOUS BLDG IMP	1990-06-15	1,223,714	825,062	M27		41,199			
VARIOUS BLDG IMP	1991-06-15	948,871	605,254	M27		11,500			
VARIOUS BLDG IMP	1992-06-15	62,433	37,554	M27		2,271			
VARIOUS BLDG IMP	1993-06-15	88,526	50,032	M27		3,219			
VARIOUS BLDG IMP	1994-06-15	46,247	24,457	M27		1,682			
FOURTH FLOOR RENOV	1995-12-31	92,555	43,878	M27		3,366			
ELECTRICAL WORK	1995-12-15	7,672	3,638	M27		279			
VAR 4TH FLOOR IMPR	1996-06-15	92,253	42,068	M27		3,355			
VARIOUS BLDG IMP	1996-06-15	63,841	29,123	M27		2,322			
VARIOUS BLDG IMP	1997-06-15	10,683	4,481	M27		388			
VARIOUS BLDG IMP	1998-06-30	511,135	195,924	M27		18,590			
FOUNTAIN & INSTALL	1999-08-20	19,751	6,731	M27		718			
VARIOUS EQUIPMENT	1990-06-15	81,789	81,789	M5					
VARIOUS EQUIPMENT	1991-06-15	40,402	40,402	M5					
VARIOUS EQUIPMENT	1992-06-15	34,894	34,894	M5					
VARIOUS EQUIPMENT	1992-06-15	1,314	1,314	M5					
FIXTURES-ARTWORK	1995-10-15	1,612	1,612	M5					
VARIOUS TABLES	1995-10-15	3,378	3,378	M5					
FIXT-WNDW TREATMNT	1995-10-15	3,653	3,653	M5					
VARIOUS CHAIRS	1995-10-15	3,236	3,236	M5					
TV AND 2 VCR'S	1995-11-15	1,220	1,220	M5					
CHAIRS & MIRRORS	1996-12-15	5,641	5,641	M5					
VARIOUS EQUIPMENT	1996-10-15	3,082	3,082	M5					
ELEVATOR IMPR	1996-05-15	9,500	8,405	M5					
CARPETING	1997-04-15	4,131	4,131	M5					
FURNITURE	1997-06-15	750	749	M5					
DISHWASHER	1999-06-23	5,425	5,425	M5					
GOSHAN COACH MINI	1999-12-15	37,958	37,958	M5					
BUILDING	1990-01-01	2,513,871	1,691,145	SL	27	30,471			
LAND	1990-01-01	420,000		L					
LAND	1994-07-15	31,542		L					
LAND IMPROVEMENT	1995-10-15	215		L					
LSHLD IMPROVEMENTS	2000-06-01	32,044	9,951	M27		388			
FURNITURE/FIXTURES	2000-06-01	7,680	7,680	M5					
COM AREA F&F	2001-06-30	22,530	22,530	M5					
NHM FURN/FXTURES	2002-01-01	107,116	107,116	M5					
NHM VEHICLE	2002-01-01	10,422	10,422	M5					
NHM BLDG EQUIP/FIX	2002-01-01	2,957,485	752,815	SL	27	35,848			
NHM - BLDG 5 YR PR	2002-01-01	8,830	8,830	M5					
CF2 ASSETS 2002	2002-01-01	7,564	7,563	M5					
NHC ASSETS 2002	2002-01-01	27,795	27,795	M5					
NHM FURNITURE	2003-03-01	3,753	3,753	M5					
NHM WINDOW TREATME	2003-04-01	24,243	24,243	M5					
NHM CEILING TILES	2003-08-01	23,391	23,391	M5					
LAND - 380-420 HEM	2003-12-01	278,065		L					
BLDG - 380-420 HEM	1993-09-09	876,710	339,283	M39		7,493			
BLDG IMP - 380-420	1994-10-15	88,319	30,073	M39		755			
PKG LOT - 380-420	1994-06-15	16,722	16,722	M15					
BLDG IMP - 380-420	1994-10-15	2,793,392	988,379	M39		63,653			
BLDG STRUC - MAR	1999-02-01	45,500	11,525	M39		1,167			
BLDG STRUC - MAR	1999-08-01	22,800	5,557	M39		585			
BLDG STRUC - MAR	1999-12-01	13,359	3,101	M39		114			
FURN & FIXT - MAR	2001-07-01	1,629	1,628	M7					
PARKING LOT - MAR	2001-07-01	13,003	7,243	M15		256			
BLDG 5 YR 380-420	2001-07-01	13,775	13,775	M5					
FFE-MAR 380-420	2002-07-01	226,477	216,376	M7		3,367			
PKG LOT - MAR	2002-07-01	145,171	72,309	M15		2,855			
BLDG IMP - MAR	2002-07-01	17,877	2,958	M39		153			
BLDG STRUC - MAR	2002-07-01	11,034,001	1,824,095	M39		94,304			
EQUIP - MAR	2002-07-01	833,013	828,847	M5					
BLDG STRUC - MAR	2003-07-01	173,051	24,222	M39		1,479			
KITCHEN EQ - NH@M	2004-02-01	11,247	1,405	M39		96			
HVAC COMPRESS/MARL	2004-05-01	10,000	1,185	M39		85			
PHONE EQ - NH@M	2004-06-01	9,500	8,952	M5		182			
OIL TANK REPLACE	2004-10-01	32,651	3,523	M39		279			
VET SCHOOL EQUIP	2004-07-01	3,450,208	3,251,477	M5		198,731			
ELEVATOR IMP NH@M	2004-12-01	22,000	2,280	M39		564			
PARKING LOT - MHA	2005-07-01	5,900	1,814	M15		136			
BLDG STRUC - MHA	2005-07-01	491,063	43,553	M39		4,197			
BLDG STRUC - NHC	2005-07-01	30,355	2,691	M39		259			
EQ/FIXT - MHA	2005-07-01	33,452	27,672	M5		1,285			
EQ/FIXT - NHC	2005-07-01	25,289	20,918	M5		971			
FURN & EQ - MHA	2005-07-01	9,590	7,933	M5		1,105			
EQ/FIXT - MHA	2005-07-01	5,000	4,136	M5		192			
ELEVATOR IMP - MHA	2005-07-01	71,040	6,299	M39		1,821			
BLDG IMP 5 YR MHA	2005-07-01	15,877	13,133	M5		610			
EQUIP/FIX NHC	2005-07-01	73,331	60,660	M5		2,816			
ELEVATOR IMP - NHC	2005-07-01	61,600	5,462	M39					
BLDG STRUC - MHA	2006-07-01	1,251,204	78,889	M39		10,694			
BLDG STRUC - NHC	2006-07-01	51,100	3,221	M39		437			
MHA - CHAIRS	2006-07-01	26,526	18,886	M5		3,056			
MHA - ITON F350	2006-07-01	15,000	10,680	M5		1,728			
MHA - PHONE SYSTEM	2006-07-01	11,583	8,248	M5		445			
MHA - FIRE ALARM	2006-07-01	40,329	28,714	M5		1,549			
MHA - CARPET/STONE	2006-07-01	8,802	6,267	M5		1,014			
NHC - FIRE ALARM	2006-07-01	28,704	20,437	M5		1,102			
NHC - ELEVATOR IMP	2006-07-01	31,459	1,984	M39		269			
BLDG STRUC - MHA	2007-08-01	189,349	6,678	M39		1,618			
NCH - BOILER	2007-08-01	17,597	9,150	M5		1,126			
MHA-COMPUTER EQUIP	2007-12-01	13,462	7,000	M5		862			
MHA - STORAGE UNIT	2007-09-01	2,911	1,514	M5		559			
MHA - FORD BUS	2007-09-01	38,184	19,856	M5		7,331			
MHA - COMPACTOR	2007-08-01	9,530	4,956	M5		1,830			
MHA - CO DETECTORS	2007-05-01	9,426	4,901	M5		603			
MHA - APPLIANCES	2007-07-01	2,136	1,111	M5		137			
MHA - TEL EQUIP	2007-02-01	1,933	1,006	M5		124			
MHA - BLDG STRUC	2007-09-01	6,107	3,175	M5		1,173			
NHC-FIRE ALARM	2007-03-01	3,363	1,749	M5		646			
BLDG STRUC MHA	2008-11-30	34,277	110	M39		293			
NHM DISHWASHER	2008-01-31	1,933	387	M5		206			
NHM DISPOSAL	2008-11-30	1,476	295	M5		472			
NHC SNOW PLOW	2008-11-30	4,500	900	M5		1,440			
NHC ELEVATORS	2008-12-15	63,266	68	M39		541			
NHC 2008 SILVERADO	2008-06-30	20,695	4,139	M5		6,622			
NHM STOVE	2008-10-31	5,554	1,111	M5		592			
NHM STOVE	2008-10-31	104	21	M5		33			
BLDH STRUC NCH	2008-06-30	26,888	374	M39		230			
BLDH STRUC NCH	2008-06-30	382	5	M39		10			
BLDG IMP 5YR - NHC	2005-07-01	3,505	2,899	M5		135			
BLDG IMP 5YR - NHC	2005-07-01	5	4	M5		1			
KITCHEN EQ - NH@C	2004-11-01	3,800	3,582	M5		218			
MHA - BLDG STRUC	2007-07-01	13,999	7,280	M5		2,688			
NEW SHUTTERS	1997-06-15	2,508	1,020	M27		91			
VARIOUS BLDG IMP	1997-12-15	3,596	1,448	M27		131			
FURNITURE/FIXTURES	2009-07-01	1,354		M5		271			
EQUIP & FIXTURES	2009-07-01	68,156		SL	27	1,239			
ELEVATORS	2009-07-01	47,866		M5		9,573			
BLDG STRUC 5YR	2009-07-01	84,365		M5		16,873			
BLDG 5 YR 380-420	2009-07-01	13,710		M5		2,742			

TY 2009 General Explanation Attachment**Name:** Cummings Foundation Inc**EIN:** 04-3073023

Identifier	Return Reference	Explanation
Form 990-PF, PART IX-A	SUMMARY OF DIRECT CHARITABLE ACTIVITIES	New Horizons at Choate - \$3,681,215 Established in 1990 and accommodates 125 seniors The facility is located in Woburn, MA Formerly the Choate Memorial Hospital property, this property was converted to a retirement community which includes suites for independent living and assisted living units New Horizons at Marlborough - \$6,998,950 Established in 1993 and accommodates approximately 500 residents at its Marlborough, Massachusetts campus Both facilities have the ability to accommodate active and independent seniors, seniors requiring assistance with activities of daily living (assisted living residents) and seniors suffering from Alzheimer's disease Cummings School of Veterinary Medicine - \$51,165,465 Cumming Foundation has entered into a long-term agreement with Tufts University to operate its veterinary school through a subsidiary called Veterinary School at Tufts, LLC Cummings Foundation will contribute at least \$50 million to support the newly-renamed Cummings School of Veterinary Medicine over the next 15-20 years The IRS issued a Private Letter Ruling on May 6, 2004, confirming that the distributions to Tufts University and the expenses Cummings Foundation incurs in operating the Cummings School constitute qualified distributions directly for the active conduct of Cummings Foundation's exempt purposes

TY 2009 Investments Corporate
Stock Schedule

Name: Cummings Foundation Inc
EIN: 04-3073023

Name of Stock	End of Year Book Value	End of Year Fair Market Value
AARON'S INC SHS	192,981	160,973
ACCENTURE PLC SHS	100,271	131,223
ADECCO SA ADR	39,473	52,646
ADMINISTAFF INC	182,146	124,083
ADTRAN INC	324,796	335,995
AEGON N.V. NY REG SHS	100,431	100,932
AEON COMPANY LTD ADR	43,740	35,852
AFFILIATED MANAGERS GRP	303,790	340,926
AFLAC INC COM	4,294,845	4,625,000
AGNICO EAGLE MINES LTD	262,232	299,646
AGRIUM INC PER CO	286,594	283,207
AIR METHODS CRP COM 0.06	381,963	385,655
AKTIEBOLAGET ELECLUX ADR	50,692	85,038
ALBERTO CULVER CO NEW	123,046	148,149
ALCATEL LUCENT	459,200	139,131
ALLEGHENY TECH INC	86,112	110,269
ALLERGAN INC	3,675,911	3,780,600
ALLIANCE DATA SYS CORP	162,303	270,245
ALLIANZ SE SPD ADR PE	218,105	135,830
ALUMINA LTD SP AD	216,587	67,878
AMBAC FIN GROUP	250,000	52,390
AMCOR LTD AUS ADR NEW	229,343	294,728
AMERICA MOVIL SAB DE CV	182,902	192,195
AMERICAN INTERNATIONAL	4,278,585	118,421
AMERIGROUP CORP COM	372,414	394,506
AMETEK INC NEW	140,061	158,849
AMPHENOL CORP CL A NEW	45,839	62,805
ANGLOGOLD ASHANTI	152,246	206,525
ANIXTER INTL INC	190,235	293,056
ANNALY MTG MGMT INC.	500,000	485,200

Name of Stock	End of Year Book Value	End of Year Fair Market Value
ANSYS INC COM	158,163	212,432
APTARGROUP INC	138,312	150,287
AQUA AMERICA INC	114,778	124,076
ARCH COAL INC	236,994	232,913
ARM HLDGS PLC SPD ADR	181,985	230,221
ASPEN INSURANCE HL	214,482	239,230
ASTRAZENECA PLC SPND ADR	79,706	96,837
ASTRAZENECA PLC SPND ADRPER CO	356,083	374,581
ATMI INC	339,476	214,130
ATT INC	3,041,189	3,363,600
AU OPTRONICS CORP ADR PE	29,379	60,561
AUST NW Z B G ADR	222,507	301,494
AUTOMATIC DATA PROC	3,665,984	4,282,000
AVON PROD INC	93,827	83,318
AXA ADRPER CO	304,573	208,384
AXA SPONS ADR	122,736	114,256
AXIS CAPITAL HOLDINGS	299,389	308,163
BAC STR ACC REDEMP SEC	4,975,000	5,150,000
BANCO B VIZ ARGV SA ADR	156,518	232,987
BANCO BRADESCO S A ADR	44,188	77,245
BANCO SANTANDER SA ADR	93,660	122,873
BANCOLOMBIA S.A SPDS ADRPER CO	216,491	273,060
BANK OF AMERICA 6 - BACY	500,000	390,000
BANK OF AMERICA 6 - BACZ	1,000,000	764,800
BANK OF AMERICA 7 - BACX	110,000	97,491
BANK OF AMERICA CORP	250,000	236,300
BANK OF AMERICA CORP	3,076,079	1,256,968
BANK OF AMERICA CORP COM	600,000	596,800
BANK OF AMERICA MERGER MBNA CO	1,726,055	700,825
BANK OF THE OZARKS INC	216,757	270,426

Name of Stock	End of Year Book Value	End of Year Fair Market Value
BARCLAYS PLC ADRPE	27,295	47,573
BARRICK GOLD CORPO	276,897	327,090
BASF AG SPONSORED ADRPE	109,311	99,656
BAXTER INTERNATL INC	110,730	112,959
BAYER AG SP ADR	60,311	93,845
BAYERISCHE MOTORENWERKE	60,849	56,932
BECKMAN COULTER IN	414,021	451,536
BECTON DICKINSON AND CO	2,631,966	3,154,400
BFC CAPITAL TRUST II	1,000,000	1,001,400
BG GROUP PLC SP	208,392	165,072
BG GROUP PLC SPON ADR	36,492	37,196
BHP BILLITON PLC SP ADRPE	14,924	30,776
BIG LOTS INC COM	220,417	278,614
BIO RAD LABS CL A	156,108	203,145
BK AMER CAP 7 BACW	259,200	218,900
BLACKBAUD INC	178,506	273,683
BNP PARIBAS SPONSORD ADR	369,668	353,127
BNY CAPITAL V	250,000	249,000
BOEING	6,085,218	4,871,700
BP PLC	257,994	222,257
BP PLC SPON ADR	106,303	138,316
BRITISH AMN TOBACO SPADRPER CO	272,559	244,092
BRITISH SKY BDCT SPD ADR	156,025	207,685
BT GROUP PLC ADR	56,583	62,242
CABOT OIL AND GAS CORP	288,439	328,015
CAMECO CORP COM	93,555	108,928
CANADIAN NATL RAIL	185,432	206,894
CANADIAN NATL RAILWAY CO	39,817	45,173
CANADIAN NATURAL RES LTD	146,890	147,929
CANADIAN PACIFIC RAILWAY	124,542	138,132

Name of Stock	End of Year Book Value	End of Year Fair Market Value
CANADIAN PACIFIC RAILWAYLTD	301,366	297,000
CAPSTEAD MORTGAGE CP NEW	289,164	299,931
CARLISLE COS INC	123,213	126,968
CARMAX INC	105,633	209,059
CARNIVAL CORP PAIRED SHS	243,403	227,914
CARREFOUR SA	182,015	191,022
CAVIUM NETWORKS INC	254,224	396,031
CELESIO AG SHS	19,073	22,480
CERNER CORP COM	73,652	95,630
CHEESECAKE FACTORY INC	204,055	267,263
CHEVRON CORP	3,251,857	3,849,500
CHICAGO BRDG & IRON CO NV	192,800	314,118
CHICOS FAS INC COM	60,861	64,026
CHIMERA INVESTMENT CORP	246,200	338,941
CHINA LIFE INS CO SP ADR	190,821	270,368
CHINA MERCHANTS-UNSPON	186,106	175,527
CHURCH AND DWIGHT CO INC	104,838	124,527
CHURCH AND DWIGHT CO INC	428,687	463,047
CIENA CORP	170,665	152,595
CISCO SYSTEMS	2,502,574	3,112,200
CISCO SYSTEMS INC COM	109,732	116,277
CITIGROUP CAP IX 6	300,000	219,240
CITIGROUP CAP X 6.1	750,000	550,200
CITIGROUP CAP XI 6	1,000,000	714,000
CITY NATIONAL CORP	119,613	148,793
CLEAN HARBORS INC	279,887	307,826
CNOOC LTD ADR	158,631	171,772
COCA COLA COM	2,468,165	2,850,000
COCA COLA FEMSA SP ADR PER CO	313,006	442,624
COCA COLA HELLENIC S ADS	154,787	151,333

Name of Stock	End of Year Book Value	End of Year Fair Market Value
COGNIZANT TECH SOLUTNS A	123,198	171,121
COLUMBIA SPORTSWEAR CO	77,739	78,978
COMCAST CORP	3,544,640	2,529,000
COMCAST CORP NEW CL A	1,646,405	1,686,000
COMMSCOPE INC	186,706	472,844
COMMVAULT SYS INC	296,444	447,314
COMPANHIA D SNMNT0 BSCO D ESTD	518,721	471,983
COMPASS GROUP PLC ADR	296,304	385,586
COMPASS MINERALS INTL	61,323	73,036
CONCHO RESOURCES INC	195,632	377,699
CONSOLIDATED COMMUNICAT	172,473	280,257
CONSTELLATION BRANDS INC	64,391	60,661
COPART INC	143,762	153,877
COPEL PARANA ADR PREF B PER CO	315,648	428,678
CORE LAB N.V.	116,061	178,479
CORNING INC	101,255	121,054
CORP BK TR 5.8 PFD	239,504	213,500
CORP BK TRST 7 PFD	121,504	107,600
CORPORATE EXEC BOARD CO	259,361	255,105
CORRECTIONS CORP OF AMER	75,649	92,136
COUNTRYWIDE CAPITAL IV	275,000	235,070
COUSINS PROPERTIES CO	375,000	311,250
COVIDIEN PLC SHS	202,072	261,958
CRDT AGRICOLE SA SHS ADR	46,999	82,455
CREXUS INVT CORP	241,393	237,250
CRH PLC	216,190	239,493
CSL LTD SHS	114,627	111,800
CVS	2,994,814	3,543,100
DAI NIPPON PRTG	83,133	81,855
DAIWA HOUSE	124,020	132,454

Name of Stock	End of Year Book Value	End of Year Fair Market Value
DANAHER	3,366,958	4,512,000
DANSKE BK A/S UNSPNS ADR	90,418	80,151
DASSAULT SYS SA SPN ADR	131,175	133,217
DELHAIZE GROUP SPONS ADRPER CO	384,901	389,738
DENTSPLY INTL INC	192,795	229,484
DEUTSCHE BK AG REG SHS PE	64,433	112,960
DEUTSCHE BOERSE AG SHS	225,089	216,220
DEUTSCHE POST AG SHS SP ADR	50,147	75,097
DEUTSCHE TELE AG APN ADR	90,932	85,583
DIAGEO PLC SPSD ADR NEW PER CO	269,241	275,558
DIGITAL RIVER INC DEL	325,521	253,706
DIGITAL RLTY TR INC	60,448	67,727
DISCOVERY COMMUNICATN	66,501	78,853
DOLBY LABORATORIES INC	39,866	41,859
DOW CHEMICAL CO	154,118	172,273
DR REDDYS LAB LTD ADR	53,794	76,334
DUKE REALTY CORP	375,000	284,252
E.ON AG ADR PE	215,985	125,167
EAST JAPAN RY CO ADR	37,795	43,751
EASTMAN CHEMICAL CO COM	154,250	170,539
EATON VANCE CORP N	416,340	479,870
EDUCATION MANAGEMNT CORP	263,651	266,387
ELECTRBRS CNTRAI ADRPFD	104,810	178,903
ELECTRICITE DE FRANCE	65,149	71,452
ELECTROBRAS CENTRAIS ADR	34,873	55,403
EMBRAER EMPRESA BRAS ADR	263,025	259,660
ENEL SOCIETA PER AZIONI	54,640	58,424
ENI S P A SPONSORED ADRPE	145,027	102,941
ERICSSON LM TEL CL B ADR	61,013	77,637
ESPRIT HOLDING LTD SP ADR	41,907	40,718

Name of Stock	End of Year Book Value	End of Year Fair Market Value
FACTSET RESH SYS INC	104,594	129,303
FAIR ISAAC CORPORATION	161,208	184,502
FANUC LTD UNSP	175,793	187,812
FINANCIAL SECASS HLDGS	250,000	145,000
FLEET CAPITAL TRUST	150,000	132,780
FLIR SYSTEMS INC	112,597	161,915
FLSMIDTH AND CO A/S ADR	158,897	191,821
FMC TECHS INC COM	91,305	97,171
FMC TECHS INC COM	78,192	105,211
FORD MOTOR	375,004	334,800
FOREST CITY ENTRPRS CLA	179,631	289,281
FORTIS NL SPONS ADR	257,993	212,666
FRAC KINDER MORGAN MGMT		5
FRANCE TELECOM ADR	369,839	345,788
FRANCE TELECOM ADR PE	113,062	105,756
FREEPRT MCMRAN CPR AND GLD	94,025	90,969
FRESENIUS MEDICAL CARE	255,635	273,426
FTI CONSULTING INC COM	225,432	262,068
FUJIFILM HLDGS CORP	281,742	246,402
FUJITSU LTD NEW ADR	119,825	126,743
GANNETT CO	87,369	107,529
GECC 6.1 PINES - GEC	250,000	239,800
GECC STEP UP PINES - GEP	1,000,000	954,400
GENERAL ELECT CAP CORP 6.625	250,000	250,400
GENERAL ELECTRIC	5,905,087	2,723,400
GENERAL MILLS	3,786,970	4,956,700
GEORGIA PWR CO.	750,000	759,000
GIVAUDAN SA UNSP ADR	99,332	112,104
GLAXOSMITHKLINE PLC ADRPE	140,543	120,244
GLAXOSMITHKLINE PLC ADRPER CO	386,648	387,052

Name of Stock	End of Year Book Value	End of Year Fair Market Value
GLOBAL PMTS INC GEORGIA	221,997	281,688
GMAC 7.375 GOM	1,000,000	756,800
GOLD FIELDS SP	189,489	173,747
GOLDMAN SACHS GP INC	1,611,300	2,532,600
GOLDMAN SACHS GROUP INC	100,414	104,681
GOLDMAN SACHS GRP 6.2	1,000,000	1,009,600
GOODYEAR TIRE RUBBER	37,062	30,935
GOOGLE INC	4,637,290	6,199,800
GRACO INC	87,426	108,737
GRAFTECH INTL LTD	122,232	124,120
GREENHILL COMPANY INC	126,794	130,550
GSI COMMERCE INC	270,870	490,459
GULF PWR CO.	500,000	495,400
HACHIJUNI BANK LTD ADR	96,593	91,983
HANG LUNG PROPERTIES ADR	188,597	207,779
HARMAN INTL INDS INC NEW	60,608	58,036
HASBRO INC	98,821	110,767
HCC INS HOLDING INC	197,945	214,166
HDFC BANK LTD ADR	60,797	75,056
HENNES AND MAURITZ AB-	285,579	268,966
HESS CORP	2,277,337	2,420,000
HEWITT ASSOCIATES INC	62,067	80,505
HEWLETT PACKARD CO DEL	4,654,275	5,151,000
HONG KONG EXCHANGES AND	187,988	176,149
HSBC FINANCE CORP 6	250,000	220,600
HSBC FINANCE CORP 6.2	1,000,000	855,600
HSBC FINANCE CORP 6.36	1,000,000	825,600
HSBC FINANCE CORP 6.875	187,500	184,425
HUMANA INC	4,505,071	4,389,000
ICIC BANK LTD SPD ADR	87,858	94,652

Name of Stock	End of Year Book Value	End of Year Fair Market Value
IDEX CORP DELAWARE	206,787	214,935
IDEX CORP DELAWARE COM	238,880	309,351
IHS INC	172,395	186,464
IMPALA PLATINUM SP	79,721	99,536
INDUSTR L AND COMM RCL BNK	174,012	184,142
INFORMATICA CORP CA	206,342	269,048
INFOSYS TECH LTD ADR	209,192	263,417
ING GROUP N V PERP 6.2	375,000	253,050
ING GROUP N V PERP 7.05	300,000	222,600
ING GROUP N V PERP 7.2	250,000	192,800
INTEGRA L HLDGS CO	299,556	271,695
INTERSIL CORP CL A	138,751	138,060
INTESA SANPAOLO SON ADR	236,758	239,022
INTL BUSINESS MACHINES	115,254	129,853
INTL FLAVORS AND FRAGRNC	76,552	84,460
INT'L POWER PLC SPON ADR	125,655	142,128
INTREPID POTASH INC	124,732	129,661
ISRAEL CHEMICALS-UNSPON	28,703	31,959
ITAU UNIBANCO BANCO HOLD	110,359	132,815
ITRON INC	48,431	51,218
IVANHOE MINES LTD	66,022	105,660
JACK HENRY AND ASSOC INC	105,645	128,890
JACOBS ENGN GRP INC DELA	167,141	143,933
JAMES RIV COAL CO	120,925	107,187
JANUS CAPITAL GROUP INC	237,047	235,563
JCREW GROUP INC	75,001	94,043
JOHNSON AND JOHNSON	3,613,888	3,671,370
JP MORGAN CAP XVI 6.35	250,000	242,300
JP MORGAN CHASE CAP XI 5.875	250,000	221,300
JSC MMC NORILSK NCKL ADR	105,717	49,306

Name of Stock	End of Year Book Value	End of Year Fair Market Value
KANSAS CITY SOUTHERN	169,794	192,250
KAO CORP SPD ADR	194,890	215,146
KB FINL GROUP INC SPN AD	93,812	88,479
KILROY REALTY CORP.	375,000	349,500
KINGFISHER PLC SP ADR	217,763	229,242
KINROSS GOLD CORP	220,937	219,862
KIRBY CORP COM	175,915	177,180
KOMATSU NEW SPNSDADR	242,645	260,008
KONINKLIJKE AHOLD NV ADRPE	88,461	89,795
KOREA ELEC POWER S	224,204	159,547
KRAFT FOODS INC VA CL A	2,272,685	2,718,000
LAN AIRLINES S A	94,455	126,909
LANDSTAR SYS INC	116,135	120,187
LANDSTAR SYS INC COM	157,683	157,910
LEHMAN HLDG CAP TT 6.375	250,000	2,100
LENOVO GROUP LTD SP ADR	23,537	48,659
LKQ CORP	159,463	196,018
LOGITECH INTERNATIONAL	282,346	254,905
LUKOIL SPONSORED ADR PE	88,308	61,089
LVMH MOET HENNESSY ADR	280,015	307,543
MACQUARIE GROUP LTD ADR	40,076	57,377
MAGNA INTL INC CL A VTG	166,739	135,453
MARATHON OIL CORP.	1,963,855	2,185,400
MARKEL CORP COM	318,220	382,500
MARKS AND SPENCER GP ADR	127,463	136,825
MARKS AND SPENCER GP ADR	41,706	41,600
MATTHEWS INTL INC CL A	135,068	153,270
MBNA CAPITAL D 8.125	82,204	73,329
MCDONALDS CORP CON	3,864,215	4,370,800
MCKESSON CORP	4,781,341	5,000,000

Name of Stock	End of Year Book Value	End of Year Fair Market Value
MERCK AND CO INC SHS	3,326,848	2,740,500
METTLER TOLEDO INTL INC	140,759	192,132
MFA FINANCIAL INC	152,203	166,977
MFA MTG INVTS INC	133,879	163,905
MICROCHIP TECHNOLOGY INC	130,341	140,747
MICROSOFT	3,110,495	3,627,120
MICROSOFT CORP	73,338	95,921
MITSUBISHI CP SPNSRD ADRPE	41,592	33,588
MITSUBISHI UFJ FINL GRP	189,624	158,158
mitsui co adr	309,199	281,946
MITSUI SUMITOMO INS	177,330	123,165
MOBILE MINI INC	279,424	228,272
MOHAWK INDUSTRIES INC	53,461	65,260
MONSANTO CO NEW DEL COM	81,675	82,241
MONSTER WORLDWIDE INC	142,108	161,089
MOOG INC CL A	304,621	251,086
MORGAN STANLEY	101,475	99,190
MORGAN STANLEY CAP IV 6.25	500,000	422,400
MORGANSTANLEY 6.6 TR PFD CAP	1,000,000	898,000
MORGANSTANLEY TRV 5.75	500,000	393,000
MORNINGSTAR INC	233,297	265,773
MUENCHENER RUECK-UNSPON	92,685	102,192
MWI VETERINARY SUPPLY IN	383,096	373,230
NAT FUEL GAS CO NJ 1	94,387	110,900
NATIONAL OIL WELL VARCO	94,819	95,631
NATL AUSTRALIA B ADR	33,704	72,522
NATL BK GREECE SA SPNADR	268,543	213,475
NATL INSTRUMENTS CORP	70,222	90,323
NESTLE S A REP RG SH ADR	218,554	283,669
NEW ORIENTAL EDUCATIO	134,393	122,791

Name of Stock	End of Year Book Value	End of Year Fair Market Value
NEW WORLD DEV SPNSRD ADR	30,399	28,772
NEWCREST MNG	63,086	102,293
NEWCREST MNG LTD SPN ADR	45,634	58,046
NEWMONT MINING CORP	96,019	81,089
NEXEN	91,419	71,718
NEXEN INC CANADA	90,603	116,443
NEXEN INC CANADA COM	62,028	59,059
NEXEN INC CANADA COM	170,395	251,265
NINTENDO LTD ADR	134,416	121,845
NIPPON TELG AND TEL SPDN ADRPE	114,862	100,003
NIPPON TELG ANDTEL SP	284,140	253,402
NISSAN MTR LTD SPN ADR PE	145,663	135,910
NOKIA CORP SPON ADR	168,465	171,830
NOKIA CORP SPON ADR	474,260	372,367
NOVARTIS ADR	192,142	264,965
NOVARTIS ADR	334,439	367,675
NOVO NORDISK A S ADR	259,797	271,873
NPB CAPITAL TRUST	40,000	33,600
NTELOS HLDGS	590,332	476,435
NVIDIA	100,953	130,181
NYSE EURONEXT	78,054	65,704
OAD GAZPROM SPON ADR	199,776	203,356
OC.NS CORNING INC COMMON	121,462	129,328
OCCIDENTAL PETE CORP CAL	62,443	63,290
OCEANEERING INTL INC	249,972	362,356
OESTERREICHISCHE E SPADR	123,674	101,094
OLD MUTUAL PLCADR	31,319	29,384
O'REILLY AUTOMOTIVE INC	234,758	232,570
ORIX CORPORATION SP ADR	66,424	67,022
PANASONIC CORP SHS	128,138	106,678

Name of Stock	End of Year Book Value	End of Year Fair Market Value
PATTERSON COS INC	236,728	324,568
PEARSON SPONSORED ADR	325,543	384,776
PENN NATL GAMING CORP	60,044	59,002
PENTAIR INC	266,431	260,564
PEPSICO	4,117,050	5,198,400
PERRIGO CO	237,972	275,863
PETRLEO BRAS VTG S	76,054	91,307
PETRLEO BRAS VTG SPD ADR	58,657	61,650
PETRLEO BRAS VTG SPD ADRPER CO	83,715	139,226
PETROLEO BRAS SA ADR	51,706	59,092
PFIZER INC DEL PV 0.05	3,186,965	3,638,000
PHILLIPS VAN HEUSEN	347,846	400,413
PLEXUS CORP COM	56,675	62,200
PMC SIERRA INC	97,521	117,698
POLO RALPH LAUREN CORP A	59,388	66,242
POSCO SPN ADR	136,424	240,569
POTASH CORP SASKATCHEWAN	200,282	229,369
POWER INTEGRATIONS	331,631	444,501
PROCTER AND GAMBLE CO	2,857,153	3,031,500
PROTECTIVE LIFE CORP COM	346,153	332,059
PSS WORLD MEDICAL	360,576	463,707
QUEST SOFTWARE INC	288,681	410,320
RBC BEARINGS INC	118,356	119,509
RBS CAP FDG TR VI	250,000	100,400
RECKITT BENCKISER GR ADR	263,582	294,111
REGAL BELOIT CORP WIS	51,079	57,498
REGAL ENTMT GROUP	353,696	394,183
RENAISSANCERE HLDGS LTD PER CO	347,540	343,881
REXAM PLC-NEW NEW ADR	45,031	47,152
RIO TINTO PLC SPNSRD ADR	30,157	32,309

Name of Stock	End of Year Book Value	End of Year Fair Market Value
ROCHE HLDG LTD S	179,443	174,286
ROCHE HLDG LTD SPN ADR	33,512	38,529
ROFIN SINAR TECH INC	81,283	78,692
ROHM CO LTD SHS	56,547	75,098
ROLLS ROYCE GRP SPN ADR	62,038	67,370
ROPER INDUSTRIES INC COM	110,104	119,194
ROYAL BANK SCOTLAND 6.25	500,000	204,400
ROYAL BANK SCOTLAND 6.35	1,000,000	413,880
ROYAL DSM N V SPON ADR	31,555	32,146
ROYAL DUTCH SHEL P	298,023	246,413
ROYAL DUTCH SHELL PLC	368,252	360,600
ROYAL DUTCH SHELL PLC SP	248,905	188,806
RUDDICK CORP	352,138	350,442
RWE AG SPONSORED ADR PE	25,293	32,074
SABMILLER PLC SPON DR	165,069	199,196
SALESFORCE COM INC	1,978,765	3,688,500
SALLY BEAUTY HLDGS INC	70,436	72,958
SANOFI AVENTIS SPON ADR	249,645	272,612
SANOFI AVENTIS SPON ADR PE	130,672	118,203
SAP AG SHS	95,408	92,637
SAP AKGSLTT SPONSORD ADR	323,319	376,680
SASOL LTD SPONSORED ADRPER CO	419,106	363,454
SAVVIS INC	136,158	192,401
SBA COMMUNICATIONS	445,677	687,641
SCHEIN (HENRY) INC COM	204,035	232,071
SCHLUMBERGER LTD	284,513	302,669
SCHOOL SPECIALITY	235,487	164,946
SEGA SAMMY HOLDINGS INC	315,897	147,955
SEI INVT CO PA PV 0.01	201,824	215,671
SEKISUI HSE LD SPO	140,580	115,693

Name of Stock	End of Year Book Value	End of Year Fair Market Value
SEVEN AND I HOLDINGS CO	276,056	220,165
SHARP CORP ADR PE	110,502	84,901
SHISEIDO LTD SPONS	213,971	210,775
SIEMENS AG ADR	143,374	174,046
SIEMENS AG ADR	219,080	233,377
SILICONWARE PRECSN SPADR	144,582	147,911
SK TELECOM ADRPER CO	281,402	209,754
SK TELECOM ADR	287,614	264,843
SLM CORP 6 PFD	500,000	312,600
SMITH-NPHW PLC SPADR NEW	166,897	188,754
SOCIETE GENERAL SPN ADR	45,579	79,523
SOCIETE GENERAL SPN ADR PE	176,529	100,626
SONIC CORP	172,931	177,534
SONY CORP ADR NEW PE	41,387	44,341
SOUTHERN COMPANY	3,047,655	3,332,000
SOUTHERN COPPER CORP	108,684	114,922
SOUTHWESTERN ENERGY CO	58,450	62,997
SPECTRA ENERGY	724,929	615,300
STANCORP FINANCL G	542,238	512,256
STANDARD BANK GROUP-UNSP	54,998	58,150
STATOILHYDRO ASA PE	115,860	92,391
STATOILHYDRO ASA PER CO	370,613	369,789
STERICYCLE INC COM	61,829	69,735
SUMITOMO MITSU FINL ADRPE	168,327	74,718
SUMITOMO TR AND BKG SPDADR	98,516	75,725
SUNCOR ENERGY INC NEW	78,041	78,317
SWISSCOM AG	222,476	231,063
TATA MOTORS LTD ADR	63,362	77,843
TDK CORP AMERN DEP SHR	48,481	89,034
TECHNIP	35,556	97,242

Name of Stock	End of Year Book Value	End of Year Fair Market Value
TECHNIP SP ADR	236,530	253,382
TELECOM C NW ZLND SPNADR	23,439	26,395
TELECOM ITALIA S P A NEW	71,850	81,409
TELECOM ITALIA SPA	451,025	204,589
TELEFONICA SA SPAIN ADR	277,282	384,776
TELSTRA CORP ADR	252,344	245,412
TELSTRA CORP ADR	24,525	28,382
TELUS CORP NON VTG SHS	28,998	32,863
TESCO PLC SPNRD ADR	240,484	252,949
TEVA PHARMACTCL INDS	401,587	480,564
TEVA PHARMACTCL INDS ADR	174,143	201,967
TEVA PHARMACTCL INDS ADRPER CO	14,508	16,854
TEXAS ROADHOUSE INC-CL A	178,843	192,516
THERMO FISHER SCIENTIFIC	2,257,345	2,861,400
TIFFANY & CO NEW	57,180	81,872
TIME WARNER TELECO	245,623	229,758
TOPPAN PRTG LTD	227,168	168,720
TORONTO DOMINION BANK	159,451	248,998
TOTAL SYS SVCS INC	105,438	130,078
TOYOTA MOTOR CORP ADR	276,777	283,282
TRANSCANADA CORP PER CO	286,942	274,960
TRANSDIGM GROUP INC	30,515	30,441
TRANSOCEAN LTD ZUG	2,540,696	2,317,075
TREEHOUSE FOODS INC COM	280,873	392,486
TURKCELL ILETISIM ADR	223,214	229,941
TURKCELL ILETISM ADR	75,419	99,693
TW TELECOM INC	127,341	257,250
TYCO INTL LTD NAMEN AKT	125,925	141,364
UBS AG	174,846	85,708
ULTRA PETROLEUM CORP	59,119	59,981

Name of Stock	End of Year Book Value	End of Year Fair Market Value
UNILEVER PLC NEW ADRPER CO	279,323	267,960
UNION PACIFIC CORP	6,061,725	6,390,000
UNITED MICROELECT SP ADRCO	50,237	53,943
UNITED NAT FOODS I	419,746	524,104
UNITED TECHS CORP COM	3,825,713	5,205,750
UNITED UTLTES GROUP ADR	197,360	124,018
UNIVERSAL HEALTH SVCS B	254,613	343,674
URS CORP NEW COM	254,080	287,510
USB 5.75 CAPITAL TR IV	1,000,000	856,000
USB CAPITAL VII 5.875	1,000,000	866,400
UTI WORLDWIDE INC COM	403,391	349,637
VALMONT INDUSTRIES	57,432	53,424
VARIAN MEDICAL SYS INC	169,336	215,463
VERIZON	5,313,135	4,969,500
VERTEX PHARMCTLS INC	61,228	67,317
VESTAS WIND SYTS AS ADR	253,184	213,657
VIVENDI SHS	108,931	110,640
VODAFONE GROUP PLC NEW PE	260,783	186,428
VODAFONE GRP PLC	218,257	232,378
VOLVO AKTIEBOLAGET ADR	35,178	27,943
VORNADO REALTY TR 6.625	375,000	330,600
WABTEC	60,704	64,364
WACOAL HOLDINGS CO	141,318	125,465
WALMART DE MEX SPNADR V	213,519	264,980
WALMART STORES INC.	4,031,185	4,276,000
WARNACO	294,771	371,272
WARNACO GROUP INC CLA	22,137	29,533
WASTE CONNECTIONS	291,024	375,308
WASTE MANAGEMENT INC.	4,100,375	4,057,200
WEBMD HEALTH CORP	62,587	76,787

Name of Stock	End of Year Book Value	End of Year Fair Market Value
WHIRLPOOL CORP	92,943	92,436
WHITE MTNS INS GRP LTD	307,909	399,525
WILEY JOHN & SONS CL A	543,083	614,589
WMS INDS INC COM	32,158	29,040
WOLSELEY PLC ADR	86,691	88,741
WOLTERS KLUWR NV SPN ADR	153,157	197,480
WPP PLC ADR	73,211	88,397
XSTRATA PLC-ADR	60,622	65,043
YAMANA GOLD INC	214,172	229,178
YUE YUEN INDUSTL UNSP AD	23,689	23,769
MUTUAL FUNDS		
ALLIANZ CCM CAP APPR FUND CL A	971,350	663,804
ALLIANZ CCM MID CAP FUND CL A	937,162	754,504
MARKET VECTORS ETF TR	85,777	84,241
SECTOR SPDR TR SBI ENERGY	1,403,404	1,710,300
STANDARD AND POORS	13,786,055	13,645,828

TY 2009 Investments - Land Schedule

Name: Cummings Foundation Inc

EIN: 04-3073023

Category/ Item	Cost/Other Basis	Accumulated Depreciation	Book Value	End of Year Fair Market Value
----------------	------------------	-----------------------------	---------------	----------------------------------

TY 2009 Investments - Other Schedule

Name: Cummings Foundation Inc
EIN: 04-3073023

Category/ Item	Listed at Cost or FMV	Book Value	End of Year Fair Market Value
60 AUDUBON	FMV	7,300,000	7,300,000
50 CONCORD 99%	FMV	7,900,000	7,821,000
38 MONTVALE 99%	FMV	4,100,000	4,059,000
41 MONTVALE 99%	FMV	3,400,000	3,366,000
92 MONTVALE 99%	FMV	16,400,000	16,236,000
MHA OPERATIONS	FMV	7,409,869	7,409,869
50 CONCORD 1%	FMV	0	79,000
38 MONTVALE 1%	FMV	0	41,000
41 MONTVALE 1%	FMV	0	34,000
92 MONTVALE 1%	FMV	0	164,000
175 NEW BOSTON	FMV	5,000,000	5,000,000
165 NEW BOSTON	FMV	4,600,000	4,600,000
155 NEW BOSTON	FMV	5,300,000	5,300,000
BOSTON NORTH (PLACE LANE)	FMV	456,200	456,200
34 AUDUBON	FMV	2,900,000	2,900,000
34 COMMERCE	FMV	6,600,000	6,600,000
142 NORTH ROAD	FMV	7,300,000	7,300,000
18 COMMERCE WAY	FMV	10,200,000	10,200,000
10 COMMERCE WAY	FMV	14,100,000	14,100,000
101 CAMBRIDGE ST.	FMV	3,300,000	3,300,000
340 FORDHAM ROAD	FMV	2,600,000	2,600,000
260 FORDHAM ROAD	FMV	5,600,000	5,600,000
200 BOSTON AVE.	FMV	33,700,000	33,700,000
196 BOSTON AVE	FMV	4,100,000	4,100,000
1 MERRILL STREET	FMV	940,000	940,000
475 WILDWOOD AVE	FMV	2,600,000	2,600,000
10 ROESSLER ROAD	FMV	6,300,000	6,300,000
25 OLYMPIA AVE	FMV	5,800,000	5,800,000
21 OLYMPIA AVE	FMV	4,200,000	4,200,000
150 NEW BOSTON ST.	FMV	4,600,000	4,600,000
10-22 HENSHAW	FMV	2,500,000	2,500,000
2-8 HENSHAW	FMV	6,000,000	6,000,000
800 WEST CUMMINGS PARK	FMV	21,000,000	21,000,000
500 WEST CUMMINGS PARK	FMV	20,600,000	20,600,000
66 CONCORD ST.	FMV	5,300,000	5,300,000
2- 36 CUMMINGS PARK	FMV	12,300,000	12,300,000
38-72 CUMMINGS PARK	FMV	11,300,000	11,300,000
74-124 CUMMINGS PARK	FMV	8,900,000	8,900,000
TOWER OFFICE PARK	FMV	11,900,000	11,900,000
299 WASHINGTON STREET	FMV	2,800,000	2,800,000
444 WASHINGTON STREET	FMV	5,700,000	5,700,000
200-280 WEST CUMMINGS PARK	FMV	16,300,000	16,300,000
300 WEST CUMMINGS PARK	FMV	4,600,000	4,600,000
400 WEST CUMMINGS PARK	FMV	18,900,000	18,900,000
600 WEST CUMMINGS PARK	FMV	17,000,000	17,000,000
300 R SALEM ST., WOBURN	FMV	283,700	283,700
30 SIXTH ROAD	FMV	2,900,000	2,900,000
1 GILL STREET	FMV	2,300,000	2,300,000
2 GILL STREET	FMV	5,000,000	5,000,000
6 GILL STREET	FMV	4,000,000	4,000,000
4 GILL STREET	FMV	3,600,000	3,600,000
14 GILL STREET	FMV	4,100,000	4,100,000
3 GILL STREET	FMV	4,200,000	4,200,000
12 CABOT ROAD	FMV	6,000,000	6,000,000
78 OLYMPIA AVENUE	FMV	6,300,000	6,300,000
ALTERNATIVE INVESTMENTS			
BLACKROCK HEALTH SCIENCE	AT COST	2,000,000	2,137,124
EQUITY LONG SHORT HEDGE	AT COST	2,500,000	2,558,000
EVENT DRIVN CREDIT HEDGE	AT COST	2,000,000	2,105,218
IQ ABSOLUTE RETURN	AT COST	4,499,999	4,710,283
IQ GLOBAL LONG/SHORT	AT COST	4,500,000	4,602,150
ISHARES COMEX GOLD TR	AT COST	83,337	88,366
ML SYSTEMATIC MOMENTUM	AT COST	1,872,715	2,002,566
OAK V DISTRESSED	AT COST	750,000	750,000
PAULSON RECOVERY	AT COST	2,000,000	2,138,186
COMMONFUND	AT COST	27,633,637	28,941,521

TY 2009 Land, Etc. Schedule

Name: Cummings Foundation Inc
EIN: 04-3073023

Category / Item	Cost / Other Basis	Accumulated Depreciation	Book Value	End of Year Fair Market Value
VARIOUS BLDG IMP				
VARIOUS BLDG IMP				
VARIOUS BLDG IMP	62,433	39,825	22,608	
VARIOUS BLDG IMP	88,526	53,251	35,275	
VARIOUS BLDG IMP	46,247	26,139	20,108	
FOURTH FLOOR RENOV	92,555	47,244	45,311	
ELECTRICAL WORK	7,672	3,917	3,755	
VAR 4TH FLOOR IMPR	92,253	45,423	46,830	
VARIOUS BLDG IMP	63,841	31,445	32,396	
VARIOUS BLDG IMP	10,683	4,869	5,814	
VARIOUS BLDG IMP	511,135	214,514	296,621	
FOUNTAIN & INSTALL	19,751	7,449	12,302	
VARIOUS EQUIPMENT				
VARIOUS EQUIPMENT				
VARIOUS EQUIPMENT				
VARIOUS EQUIPMENT	1,314	1,314		
FIXTURES-ARTWORK				
VARIOUS TABLES				
FIXT-WNDW TREATMNT	3,653	3,653		
VARIOUS CHAIRS				
TV AND 2 VCR'S	1,220	1,220		
CHAIRS & MIRRORS				
VARIOUS EQUIPMENT				
ELEVATOR IMPR	9,500	8,405	1,095	
CARPETING				
FURNITURE				
DISHWASHER	5,425	5,425		
GOSHAN COACH MINI				
BUILDING				
LAND				
LAND				
LAND IMPROVEMENT				
LSHLD IMPROVEMENTS				
FURNITURE/FIXTURES				
COM AREA F&F	22,530	22,530		
NHM FURN/FIXTURES	107,116	107,116		
NHM VEHICLE	10,422	10,422		
NHM BLDG EQUIP/FIX				
NHM - BLDG 5 YR PR				
CF2 ASSETS 2002	7,564	7,563	1	
NHC ASSETS 2002	27,795	27,795		
NHM FURNITURE				
NHM WINDOW TREATME	24,243	24,243		
NHM CEILING TILES				
LAND - 380-420 HEM				
BLDG - 380-420 HEM				
BLDG IMP - 380-420				
PKG LOT - 380-420				
BLDG IMP - 380-420	2,793,392	1,052,032	1,741,360	
BLDG STRUC - MAR	45,500	12,692	32,808	
BLDG STRUC - MAR	22,800	6,142	16,658	
BLDG STRUC - MAR				
FURN & FIXT - MAR	1,629	1,628	1	
PARKING LOT - MAR				
BLDG 5 YR 380-420				
FFE-MAR 380-420				
PKG LOT - MAR				
BLDG IMP - MAR				
BLDG STRUC - MAR				
EQUIP - MAR				
BLDG STRUC - MAR				
KITCHEN EQ - NH@M				
HVAC COMPRESS/MARL				
PHONE EQ - NH@M				
OIL TANK REPLACE				
VET SCHOOL EQUIP	3,450,208	3,450,208		
ELEVATOR IMP NH@M	22,000	2,844	19,156	
PARKING LOT - MHA				
BLDG STRUC - MHA				
BLDG STRUC - NHC				
EQ/FIXT - MHA				
EQ/FIXT - NHC				
FURN & EQ - MHA	9,590	9,038	552	
EQ/FIXT - MHA				
ELEVATOR IMP - MHA	71,040	8,120	62,920	
BLDG IMP 5 YR MHA				
EQUIP/FIX NHC				
ELEVATOR IMP - NHC				
BLDG STRUC - MHA				
BLDG STRUC - NHC				
MHA - CHAIRS	26,526	21,942	4,584	
MHA - ITON F350	15,000	12,408	2,592	
MHA - PHONE SYSTEM				
MHA - FIRE ALARM				
MHA - CARPET/STONE	8,802	7,281	1,521	
NHC - FIRE ALARM				
NHC - ELEVATOR IMP				
BLDG STRUC - MHA				
NCH - BOILER				
MHA-COMPUTER EQUIP				
MHA - STORAGE UNIT	2,911	2,073	838	
MHA - FORD BUS	38,184	27,187	10,997	
MHA - COMPACTOR	9,530	6,786	2,744	
MHA - CO DETECTORS				
MHA - APPLIANCES				
MHA - TEL EQUIP				
MHA - BLDG STRUC	6,107	4,348	1,759	
NHC-FIRE ALARM	3,363	2,395	968	
BLDG STRUC MHA				
NHM DISHWASHER				
NHM DISPOSAL	1,476	767	709	
NHC SNOW PLOW	4,500	2,340	2,160	
NHC ELEVATORS				
NHC 2008 SILVERADO	20,695	10,761	9,934	
NHM STOVE				
NHM STOVE	104	54	50	
BLDH STRUC NCH				
BLDH STRUC NCH	382	15	367	
BLDG IMP 5YR - NHC				
BLDG IMP 5YR - NHC	5	5		
KITCHEN EQ - NH@C	3,800	3,800		
MHA - BLDG STRUC	13,999	9,968	4,031	
NEW SHUTTERS	2,508	1,111	1,397	
VARIOUS BLDG IMP	3,596	1,579	2,017	
FURNITURE/FIXTURES	1,354	271	1,083	
EQUIP & FIXTURES	68,156	1,239	66,917	
ELEVATORS	47,866	9,573	38,293	
BLDG STRUC 5YR	84,365	16,873	67,492	
BLDG 5 YR 380-420	13,710	2,742	10,968	

TY 2009 Other Decreases Schedule

Name: Cummings Foundation Inc

EIN: 04-3073023

Description	Amount
XFER TO TITLE HOLDING CO HEM REALTY, INC	13,905,218
XFER TO TITLE HOLDING CO NHC REALTY, INC	2,642,591
ROUNDING	4

TY 2009 Other Expenses Schedule

Name: Cummings Foundation Inc

EIN: 04-3073023

Description	Revenue and Expenses per Books	Net Invest ment Income	Adjusted Net Income	Disbursements for Charitable Purposes
SUPPLIES	22,735,770		21,437,228	22,735,770
REPAIR & MAINTENANCE	420,304	2,088	2,088	418,216
INSURANCE	109,632	587	587	109,045
TELEPHONE	33,836			33,836
ADVERTISING	75,768			75,768
MISCELLANEOUS	108,802			108,802
CONTRACT SERVICES	1,918,698			1,918,698
ACTIVITIES & SERVICE	133,158			133,158
INVESTMENT EXPENSE	460,892	460,080		
DECREASE IN FMV OF PROPERTY	12,350,000			

TY 2009 Other Income Schedule**Name:** Cummings Foundation Inc**EIN:** 04-3073023

Description	Revenue And Expenses Per Books	Net Invest ment Income	Adjusted Net Income
other net inv inc from other k-1's	-335,812	-335,812	-335,812
OTHER NET INV INC FRM DISREGARDED ENT	41,011,838	41,011,838	41,011,838
PROGRAM SERVICE REVENUE	15,475,688		15,475,688
CONTRACT REVENUE	1,793,572		1,793,572
VETERINARY SCHOOL INCOME	48,665,465		48,665,465
MISCELLANEOUS INCOME	33,311		33,311

TY 2009 Other Liabilities Schedule

Name: Cummings Foundation Inc

EIN: 04-3073023

Description	Beginning of Year - Book Value	End of Year - Book Value
DEPOSITS & PREPAYMENTS	23,669,196	23,407,963

TY 2009 Other Professional Fees Schedule

Name: Cummings Foundation Inc

EIN: 04-3073023

Category	Amount	Net Investment Income	Adjusted Net Income	Disbursements for Charitable Purposes
PROFESSIONAL FEES	28,295			28,295

TY 2009 Taxes Schedule**Name:** Cummings Foundation Inc**EIN:** 04-3073023

Category	Amount	Net Investment Income	Adjusted Net Income	Disbursements for Charitable Purposes
ESTIMATED PAYMENTS FOR 2009	630,000			
STATE TAX PAYMENT	250			
FOREIGN TAXES PAID	118,854	118,854		

TY 2009
TransfersToControlledEntities

Name: Cummings Foundation Inc
EIN: 04-3073023

Name	US / Foreign Address	EIN	Description	Amount
NHC Realty Inc	200 West Cummings Park Woburn, MA 01801	30-0553218	Transfer of Building and Land	2,642,591
HEM Realty Inc	200 West Cummings Park Woburn, MA 01801	30-0553220	Transfer of Building and Land	13,905,218
Total				16,547,809