



See a Social Security Number? Say Something!  
Report Privacy Problems to <https://public.resource.org/privacy>  
Or call the IRS Identity Theft Hotline at 1-800-908-4490



Return of Private Foundation  
or Section 4947(a)(1) Nonexempt Charitable Trust  
Treated as a Private Foundation

2008

Note. The foundation may be able to use a copy of this return to satisfy state reporting requirements.

For calendar year 2008, or tax year beginning DEC 1, 2008, and ending NOV 30, 2009

G Check all that apply: ☐ Initial return ☐ Final return ☐ Amended return ☐ Address change ☐ Name changeUse the IRS  
label.  
Otherwise,  
print  
or type.  
See Specific  
Instructions.Name of foundation  
GEORGE R & ELISE M FINK FOUNDATION

1035005689

Number and street (or P O box number if mail is not delivered to street address)

377 FISHER RD

Room/suite

City or town, state, and ZIP code

GROSSE POINTE, MI 48230

A Employer identification number

38-6059952

B Telephone number

313-886-8451

C If exemption application is pending, check here ☐D 1. Foreign organizations, check here ☐2. Foreign organizations meeting the 85% test,  
check here and attach computation ☐E If private foundation status was terminated  
under section 507(b)(1)(A), check here ☐F If the foundation is in a 60-month termination  
under section 507(b)(1)(B), check here ☐H Check type of organization: ☐ Section 501(c)(3) exempt private foundation  
☐ Section 4947(a)(1) nonexempt charitable trust ☒ Other taxable private foundation

Fair market value of all assets at end of year

(from Part II, col. (c), line 16)

\$ 1,902,026. (Part I, column (d) must be on cash basis)

J Accounting method: ☒ Cash ☐ Accrual☐ Other (specify)

## Part I Analysis of Revenue and Expenses

(The total of amounts in columns (b), (c), and (d) may not  
necessarily equal the amounts in column (a))(a) Revenue and  
expenses per books(b) Net investment  
income(c) Adjusted net  
income(d) Disbursements  
for charitable purposes  
(cash basis only)

1	Contributions, gifts, grants, etc., received			N/A	
2	Check <input checked="" type="checkbox"/> if the foundation is not required to attach Sch. B				
3	Interest on savings and temporary cash investments				
4	Dividends and interest from securities	58,764.	58,764.		Statement 1
5a	Gross rents				
b	Net rental income or (loss)				
6a	Net gain or (loss) from sale of assets not on line 10	11,033.			
b	Gross sales price for all assets on line 6a	299,007.			
7	Capital gain net income (from Part IV, line 2)		11,033.		
8	Net short-term capital gain				
9	Income modifications				
10a	Gross sales less returns and allowances				
b	Less Cost of goods sold				
c	Gross profit or (loss)				
11	Other income				
12	Total. Add lines 1 through 11	69,797.	69,797.		
13	Compensation of officers, directors, trustees, etc	0.	0.		0.
14	Other employee salaries and wages				
15	Pension plans, employee benefits				
16a	Legal fees				
b	Accounting fees Stmt 2	4,655.	0.		4,655.
c	Other professional fees Stmt 3	13,944.	12,744.		1,200.
17	Interest				
18	Taxes Stmt 4	5.	0.		5.
19	Depreciation and depletion				
20	Occupancy	5,400.	0.		5,400.
21	Travel, conferences, and meetings				
22	Printing and publications				
23	Other expenses Stmt 5	3,260.	10.		3,250.
24	Total operating and administrative expenses. Add lines 13 through 23	27,264.	12,754.		14,510.
25	Contributions, gifts, grants paid	49,500.			49,500.
26	Total expenses and disbursements. Add lines 24 and 25	76,764.	12,754.		64,010.
27	Subtract line 26 from line 12:				
a	Excess of revenue over expenses and disbursements	-6,967.			
b	Net investment income (if negative, enter -0-)		-57,043.		
c	Adjusted net income (if negative, enter -0-)			N/A	

LHA For Privacy Act and Paperwork Reduction Act Notice, see the instructions.

Form 990-PF (2008)

18 NE  
P

**GEORGE R & ELISE M FINK FOUNDATION**

Form 990-PF (2008)

**1035005689**

**38-6059952**

Page **2**

<b>Part II Balance Sheets</b> <small>Attached schedules and amounts in the description column should be for end-of-year amounts only</small>		Beginning of year	End of year	
		(a) Book Value	(b) Book Value	(c) Fair Market Value
<b>Assets</b>	1 Cash - non-interest-bearing	5,386.	1,076.	1,076.
	2 Savings and temporary cash investments	243,657.	161,531.	161,531.
	3 Accounts receivable ▶			
	Less: allowance for doubtful accounts ▶			
	4 Pledges receivable ▶			
	Less: allowance for doubtful accounts ▶			
	5 Grants receivable			
	6 Receivables due from officers, directors, trustees, and other disqualified persons			
	7 Other notes and loans receivable ▶			
	Less: allowance for doubtful accounts ▶			
	8 Inventories for sale or use			
	9 Prepaid expenses and deferred charges			
	10a Investments - U.S. and state government obligations Stmt 6	151,584.	50,744.	50,547.
	b Investments - corporate stock Stmt 7	526,023.	519,567.	1,274,483.
	c Investments - corporate bonds Stmt 8	199,607.	386,372.	414,389.
11 Investments - land, buildings, and equipment basis ▶				
Less accumulated depreciation ▶				
12 Investments - mortgage loans				
13 Investments - other				
14 Land, buildings, and equipment: basis ▶				
Less accumulated depreciation ▶				
15 Other assets (describe ▶)				
<b>16 Total assets (to be completed by all filers)</b>	<b>1,126,257.</b>	<b>1,119,290.</b>	<b>1,902,026.</b>	
<b>Liabilities</b>	17 Accounts payable and accrued expenses			
	18 Grants payable			
	19 Deferred revenue			
	20 Loans from officers, directors, trustees, and other disqualified persons			
	21 Mortgages and other notes payable			
	22 Other liabilities (describe ▶)			
<b>23 Total liabilities (add lines 17 through 22)</b>	<b>0.</b>	<b>0.</b>		
<b>Net Assets or Fund Balances</b>	<b>Foundations that follow SFAS 117, check here</b> ▶ <input type="checkbox"/>			
	<b>and complete lines 24 through 26 and lines 30 and 31.</b>			
	24 Unrestricted			
	25 Temporarily restricted			
	26 Permanently restricted			
	<b>Foundations that do not follow SFAS 117, check here</b> ▶ <input checked="" type="checkbox"/>			
	<b>and complete lines 27 through 31.</b>			
	27 Capital stock, trust principal, or current funds	692,638.	692,638.	
28 Paid-in or capital surplus, or land, bldg., and equipment fund	0.	0.		
29 Retained earnings, accumulated income, endowment, or other funds	433,619.	426,652.		
<b>30 Total net assets or fund balances</b>	<b>1,126,257.</b>	<b>1,119,290.</b>		
<b>31 Total liabilities and net assets/fund balances</b>	<b>1,126,257.</b>	<b>1,119,290.</b>		

**Part III Analysis of Changes in Net Assets or Fund Balances**

1 Total net assets or fund balances at beginning of year - Part II, column (a), line 30 (must agree with end-of-year figure reported on prior year's return)	1,126,257.
2 Enter amount from Part I, line 27a	-6,967.
3 Other increases not included in line 2 (itemize) ▶	0.
4 Add lines 1, 2, and 3	1,119,290.
5 Decreases not included in line 2 (itemize) ▶	0.
6 Total net assets or fund balances at end of year (line 4 minus line 5) - Part II, column (b), line 30	1,119,290.

**GEORGE R & ELISE M FINK FOUNDATION**

Form 990-PF (2008)

**1035005689**

**38-6059952**

Page **3**

**Part IV Capital Gains and Losses for Tax on Investment Income**

(a) List and describe the kind(s) of property sold (e.g., real estate, 2-story brick warehouse; or common stock, 200 shs. MLC Co.)	(b) How acquired P - Purchase D - Donation	(c) Date acquired (mo., day, yr.)	(d) Date sold (mo., day, yr.)
<b>1a SCHEDULE ATTACHED</b>	<b>P</b>		
<b>b CLASS ACTION PROCEEDS</b>	<b>P</b>		
<b>c</b>			
<b>d</b>			
<b>e</b>			

(e) Gross sales price	(f) Depreciation allowed (or allowable)	(g) Cost or other basis plus expense of sale	(h) Gain or (loss) (e) plus (f) minus (g)
<b>a 298,955.</b>		<b>287,974.</b>	<b>10,981.</b>
<b>b 52.</b>			<b>52.</b>
<b>c</b>			
<b>d</b>			
<b>e</b>			

Complete only for assets showing gain in column (h) and owned by the foundation on 12/31/69			(i) Gains (Col. (h) gain minus col. (k), but not less than -0-) or Losses (from col. (h))
(i) F.M.V. as of 12/31/69	(j) Adjusted basis as of 12/31/69	(k) Excess of col. (i) over col. (j), if any	
<b>a</b>			<b>10,981.</b>
<b>b</b>			<b>52.</b>
<b>c</b>			
<b>d</b>			
<b>e</b>			

<b>2</b> Capital gain net income or (net capital loss)	{ If gain, also enter in Part I, line 7 If (loss), enter -0- in Part I, line 7 }	<b>2</b>	<b>11,033.</b>
<b>3</b> Net short-term capital gain or (loss) as defined in sections 1222(5) and (6): If gain, also enter in Part I, line 8, column (c). If (loss), enter -0- in Part I, line 8		<b>3</b>	<b>N/A</b>

**Part V Qualification Under Section 4940(e) for Reduced Tax on Net Investment Income**

(For optional use by domestic private foundations subject to the section 4940(a) tax on net investment income.)

If section 4940(d)(2) applies, leave this part blank.

Was the foundation liable for the section 4942 tax on the distributable amount of any year in the base period?

☐ Yes ☒ No

If "Yes," the foundation does not qualify under section 4940(e). Do not complete this part.

**1** Enter the appropriate amount in each column for each year; see instructions before making any entries.

(a) Base period years Calendar year (or tax year beginning in)	(b) Adjusted qualifying distributions	(c) Net value of noncharitable-use assets	(d) Distribution ratio (col. (b) divided by col. (c))
2007	55,747.	2,027,916.	.027490
2006	99,393.	2,281,862.	.043558
2005	77,871.	2,117,508.	.036775
2004	193,474.	2,103,463.	.091979
2003	64,028.	2,229,586.	.028717

<b>2</b> Total of line 1, column (d)	<b>2</b>	<b>.228519</b>
<b>3</b> Average distribution ratio for the 5-year base period - divide the total on line 2 by 5, or by the number of years the foundation has been in existence if less than 5 years	<b>3</b>	<b>.045704</b>
<b>4</b> Enter the net value of noncharitable-use assets for 2008 from Part X, line 5	<b>4</b>	<b>1,639,822.</b>
<b>5</b> Multiply line 4 by line 3	<b>5</b>	<b>74,946.</b>
<b>6</b> Enter 1% of net investment income (1% of Part I, line 27b)	<b>6</b>	<b>570.</b>
<b>7</b> Add lines 5 and 6	<b>7</b>	<b>75,516.</b>
<b>8</b> Enter qualifying distributions from Part XII, line 4	<b>8</b>	<b>64,010.</b>

If line 8 is equal to or greater than line 7, check the box in Part VI, line 1b, and complete that part using a 1% tax rate. See the Part VI instructions.

GEORGE R & ELISE M FINK FOUNDATION

Form 990-PF (2008)

1035005689

38-6059952

Page 4

**Part VI Excise Tax Based on Investment Income (Section 4940(a), 4940(b), 4940(e), or 4948 - see instructions)**

1a Exempt operating foundations described in section 4940(d)(2), check here <input type="checkbox"/> and enter "N/A" on line 1. Date of ruling letter: _____ (attach copy of ruling letter if necessary-see instructions)			
b Domestic foundations that meet the section 4940(e) requirements in Part V, check here <input type="checkbox"/> and enter 1% of Part I, line 27b		1	1,141.
c All other domestic foundations enter 2% of line 27b. Exempt foreign organizations enter 4% of Part I, line 12, col. (b)			
2 Tax under section 511 (domestic section 4947(a)(1) trusts and taxable foundations only. Others enter -0-)		2	0.
3 Add lines 1 and 2		3	1,141.
4 Subtitle A (income) tax (domestic section 4947(a)(1) trusts and taxable foundations only. Others enter -0-)		4	0.
5 <b>Tax based on investment income.</b> Subtract line 4 from line 3. If zero or less, enter -0-		5	1,141.
6 Credits/Payments:			
a 2008 estimated tax payments and 2007 overpayment credited to 2008	6a	1,020.	
b Exempt foreign organizations - tax withheld at source	6b		
c Tax paid with application for extension of time to file (Form 8868)	6c	1,265.	
d Backup withholding erroneously withheld	6d		
7 Total credits and payments. Add lines 6a through 6d	7	2,285.	
8 Enter any <b>penalty</b> for underpayment of estimated tax. Check here <input type="checkbox"/> if Form 2220 is attached	8		
9 <b>Tax due.</b> If the total of lines 5 and 8 is more than line 7, enter <b>amount owed</b>	9		
10 <b>Overpayment.</b> If line 7 is more than the total of lines 5 and 8, enter the <b>amount overpaid</b>	10	1,144.	
11 Enter the amount of line 10 to be: <b>Credited to 2009 estimated tax</b> <input type="checkbox"/> <b>1,144.</b> <b>Refunded</b> <input type="checkbox"/> <b>0.</b>	11		0.

**Part VII-A Statements Regarding Activities**

	Yes	No
1a During the tax year, did the foundation attempt to influence any national, state, or local legislation or did it participate or intervene in any political campaign?		X
1b Did it spend more than \$100 during the year (either directly or indirectly) for political purposes (see instructions for definition)? If the answer is "Yes" to 1a or 1b, attach a detailed description of the activities and copies of any materials published or distributed by the foundation in connection with the activities.		X
1c Did the foundation file Form 1120-POL for this year?		X
2 Enter the amount (if any) of tax on political expenditures (section 4955) imposed during the year: (1) On the foundation. <input type="checkbox"/> \$ 0. (2) On foundation managers. <input type="checkbox"/> \$ 0.		
e Enter the reimbursement (if any) paid by the foundation during the year for political expenditure tax imposed on foundation managers. <input type="checkbox"/> \$ 0.		
2 Has the foundation engaged in any activities that have not previously been reported to the IRS? If "Yes," attach a detailed description of the activities.		X
3 Has the foundation made any changes, not previously reported to the IRS, in its governing instrument, articles of incorporation, or bylaws, or other similar instruments? If "Yes," attach a conformed copy of the changes		X
4a Did the foundation have unrelated business gross income of \$1,000 or more during the year?		X
b If "Yes," has it filed a tax return on Form 990-T for this year?		
5 Was there a liquidation, termination, dissolution, or substantial contraction during the year? If "Yes," attach the statement required by General Instruction T.		X
6 Are the requirements of section 508(e) (relating to sections 4941 through 4945) satisfied either: • By language in the governing instrument, or • By state legislation that effectively amends the governing instrument so that no mandatory directions that conflict with the state law remain in the governing instrument?	X	
7 Did the foundation have at least \$5,000 in assets at any time during the year? If "Yes," complete Part II, col. (c), and Part XV.	X	
8a Enter the states to which the foundation reports or with which it is registered (see instructions) <input type="checkbox"/> <u>MI</u>		
b If the answer is "Yes" to line 7, has the foundation furnished a copy of Form 990-PF to the Attorney General (or designate) of each state as required by General Instruction G? If "No," attach explanation	X	
9 Is the foundation claiming status as a private operating foundation within the meaning of section 4942(j)(3) or 4942(j)(5) for calendar year 2008 or the taxable year beginning in 2008 (see instructions for Part XIV)? If "Yes," complete Part XIV		X
10 Did any persons become substantial contributors during the tax year? If "Yes," attach a schedule listing their names and addresses		X

N/A

Form 990-PF (2008)

**Part VII-A Statements Regarding Activities** (continued)

11	At any time during the year, did the foundation, directly or indirectly, own a controlled entity within the meaning of section 512(b)(13)? If "Yes," attach schedule (see instructions)	11		X
12	Did the foundation acquire a direct or indirect interest in any applicable insurance contract before August 17, 2008?	12		X
13	Did the foundation comply with the public inspection requirements for its annual returns and exemption application? Website address ► <u>NONE</u>	13	X	
14	The books are in care of ► <u>ELYSE F. JONES</u> Telephone no. ► <u>313-886-8451</u> Located at ► <u>377 FISHER RD. STE C5, GROSSE POINTE, MI</u> ZIP+4 ► <u>48230</u>			
15	Section 4947(a)(1) nonexempt charitable trusts filing Form 990-PF in lieu of Form 1041 - Check here and enter the amount of tax-exempt interest received or accrued during the year		15	N/A

**Part VII-B Statements Regarding Activities for Which Form 4720 May Be Required**

File Form 4720 if any item is checked in the "Yes" column, unless an exception applies.

	Yes	No
<b>1a</b> During the year did the foundation (either directly or indirectly):		
(1) Engage in the sale or exchange, or leasing of property with a disqualified person?	<input type="checkbox"/> Yes <input checked="" type="checkbox"/> No	
(2) Borrow money from, lend money to, or otherwise extend credit to (or accept it from) a disqualified person?	<input type="checkbox"/> Yes <input checked="" type="checkbox"/> No	
(3) Furnish goods, services, or facilities to (or accept them from) a disqualified person?	<input type="checkbox"/> Yes <input checked="" type="checkbox"/> No	
(4) Pay compensation to, or pay or reimburse the expenses of, a disqualified person?	<input type="checkbox"/> Yes <input checked="" type="checkbox"/> No	
(5) Transfer any income or assets to a disqualified person (or make any of either available for the benefit or use of a disqualified person)?	<input type="checkbox"/> Yes <input checked="" type="checkbox"/> No	
(6) Agree to pay money or property to a government official? (Exception. Check "No" if the foundation agreed to make a grant to or to employ the official for a period after termination of government service, if terminating within 90 days.)	<input type="checkbox"/> Yes <input checked="" type="checkbox"/> No	
<b>b</b> If any answer is "Yes" to 1a(1)-(6), did any of the acts fail to qualify under the exceptions described in Regulations section 53.4941(d)-3 or in a current notice regarding disaster assistance (see page 20 of the instructions)? Organizations relying on a current notice regarding disaster assistance check here	N/A	1b
<b>c</b> Did the foundation engage in a prior year in any of the acts described in 1a, other than excepted acts, that were not corrected before the first day of the tax year beginning in 2008?		1c
<b>2</b> Taxes on failure to distribute income (section 4942) (does not apply for years the foundation was a private operating foundation defined in section 4942(j)(3) or 4942(j)(5)):		
<b>a</b> At the end of tax year 2008, did the foundation have any undistributed income (lines 6d and 6e, Part XIII) for tax year(s) beginning before 2008?	<input type="checkbox"/> Yes <input checked="" type="checkbox"/> No	
If "Yes," list the years ► _____, _____, _____, _____		
<b>b</b> Are there any years listed in 2a for which the foundation is not applying the provisions of section 4942(a)(2) (relating to incorrect valuation of assets) to the year's undistributed income? (If applying section 4942(a)(2) to all years listed, answer "No" and attach statement - see instructions.)	N/A	2b
<b>c</b> If the provisions of section 4942(a)(2) are being applied to any of the years listed in 2a, list the years here. ► _____, _____, _____, _____		
<b>3a</b> Did the foundation hold more than a 2% direct or indirect interest in any business enterprise at any time during the year?	<input type="checkbox"/> Yes <input checked="" type="checkbox"/> No	
<b>b</b> If "Yes," did it have excess business holdings in 2008 as a result of (1) any purchase by the foundation or disqualified persons after May 26, 1969; (2) the lapse of the 5-year period (or longer period approved by the Commissioner under section 4943(c)(7)) to dispose of holdings acquired by gift or bequest; or (3) the lapse of the 10-, 15-, or 20-year first phase holding period? (Use Schedule C, Form 4720, to determine if the foundation had excess business holdings in 2008.)	N/A	3b
<b>4a</b> Did the foundation invest during the year any amount in a manner that would jeopardize its charitable purposes?		4a
<b>b</b> Did the foundation make any investment in a prior year (but after December 31, 1969) that could jeopardize its charitable purpose that had not been removed from jeopardy before the first day of the tax year beginning in 2008?		4b

Form 990-PF (2008)

GEORGE R & ELISE M FINK FOUNDATION

Form 990-PF (2008)

1035005689

38-6059952

Page 6

**Part VII-B** Statements Regarding Activities for Which Form 4720 May Be Required (continued)

5a During the year did the foundation pay or incur any amount to:

(1) Carry on propaganda, or otherwise attempt to influence legislation (section 4945(e))?

☐ Yes ☒ No

(2) Influence the outcome of any specific public election (see section 4955); or to carry on, directly or indirectly, any voter registration drive?

☐ Yes ☒ No

(3) Provide a grant to an individual for travel, study, or other similar purposes?

☐ Yes ☒ No

(4) Provide a grant to an organization other than a charitable, etc., organization described in section 509(a)(1), (2), or (3), or section 4940(d)(2)?

☐ Yes ☒ No

(5) Provide for any purpose other than religious, charitable, scientific, literary, or educational purposes, or for the prevention of cruelty to children or animals?

☐ Yes ☒ No

b If any answer is "Yes" to 5a(1)-(5), did any of the transactions fail to qualify under the exceptions described in Regulations section 53.4945 or in a current notice regarding disaster assistance (see instructions)?

N/A

Organizations relying on a current notice regarding disaster assistance check here

☒

c If the answer is "Yes" to question 5a(4), does the foundation claim exemption from the tax because it maintained expenditure responsibility for the grant?

N/A

☐ Yes ☐ No

If "Yes," attach the statement required by Regulations section 53.4945-5(d).

6a Did the foundation, during the year, receive any funds, directly or indirectly, to pay premiums on a personal benefit contract?

☐ Yes ☒ No

b Did the foundation, during the year, pay premiums, directly or indirectly, on a personal benefit contract?

If you answered "Yes" to 6b, also file Form 8870

6b

X

7a At any time during the tax year, was the foundation a party to a prohibited tax shelter transaction?

☐ Yes ☒ No

b If yes, did the foundation receive any proceeds or have any net income attributable to the transaction?

N/A

7b

**Part VIII** Information About Officers, Directors, Trustees, Foundation Managers, Highly Paid Employees, and Contractors

1 List all officers, directors, trustees, foundation managers and their compensation.

(a) Name and address	(b) Title, and average hours per week devoted to position	(c) Compensation (If not paid, enter -0-)	(d) Contributions to employee benefit plans and deferred compensation	(e) Expense account, other allowances
ELYSE F. JONES 377 FISHER RD., STE C5 GROSSE POINTE, MI 48236	PRESIDENT 1.00	0.	0.	0.
JOHN M. FINK 377 FISHER RD., STE C5 GROSSE POINTE, MI 48236	VICE PRESIDENT 0.25	0.	0.	0.
LYNN CARPENTER 377 FISHER RD., STE C5 GROSSE POINTE, MI 48236	SECRETARY 0.25	0.	0.	0.

2 Compensation of five highest-paid employees (other than those included on line 1). If none, enter "NONE."

(a) Name and address of each employee paid more than \$50,000	(b) Title, and average hours per week devoted to position	(c) Compensation	(d) Contributions to employee benefit plans and deferred compensation	(e) Expense account, other allowances
NONE				

Total number of other employees paid over \$50,000

0

Form 990-PF (2008)





**Part X Minimum Investment Return** (All domestic foundations must complete this part. Foreign foundations, see instructions.)

1	Fair market value of assets not used (or held for use) directly in carrying out charitable, etc., purposes:		
a	Average monthly fair market value of securities	1a	1,659,141.
b	Average of monthly cash balances	1b	5,653.
c	Fair market value of all other assets	1c	
d	<b>Total</b> (add lines 1a, b, and c)	1d	1,664,794.
e	Reduction claimed for blockage or other factors reported on lines 1a and 1c (attach detailed explanation)	1e	0.
2	Acquisition indebtedness applicable to line 1 assets	2	0.
3	Subtract line 2 from line 1d	3	1,664,794.
4	Cash deemed held for charitable activities. Enter 1 1/2% of line 3 (for greater amount, see instructions)	4	24,972.
5	<b>Net value of noncharitable-use assets.</b> Subtract line 4 from line 3. Enter here and on Part V, line 4	5	1,639,822.
6	<b>Minimum investment return.</b> Enter 5% of line 5	6	81,991.

**Part XI Distributable Amount** (see instructions) (Section 4942(j)(3) and (j)(5) private operating foundations and certain foreign organizations check here ☐ and do not complete this part.)

1	Minimum investment return from Part X, line 6	1	81,991.
2a	Tax on investment income for 2008 from Part VI, line 5	2a	1,141.
b	Income tax for 2008. (This does not include the tax from Part VI.)	2b	
c	Add lines 2a and 2b	2c	1,141.
3	Distributable amount before adjustments. Subtract line 2c from line 1	3	80,850.
4	Recoveries of amounts treated as qualifying distributions	4	0.
5	Add lines 3 and 4	5	80,850.
6	Deduction from distributable amount (see instructions)	6	0.
7	<b>Distributable amount as adjusted.</b> Subtract line 6 from line 5. Enter here and on Part XIII, line 1	7	80,850.

**Part XII Qualifying Distributions** (see instructions)

1	Amounts paid (including administrative expenses) to accomplish charitable, etc., purposes:		
a	Expenses, contributions, gifts, etc. - total from Part I, column (d), line 26	1a	64,010.
b	Program-related investments - total from Part IX-B	1b	0.
2	Amounts paid to acquire assets used (or held for use) directly in carrying out charitable, etc., purposes	2	
3	Amounts set aside for specific charitable projects that satisfy the:		
a	Suitability test (prior IRS approval required)	3a	
b	Cash distribution test (attach the required schedule)	3b	
4	<b>Qualifying distributions</b> Add lines 1a through 3b. Enter here and on Part V, line 8, and Part XIII, line 4	4	64,010.
5	Foundations that qualify under section 4940(e) for the reduced rate of tax on net investment income. Enter 1% of Part I, line 27b	5	0.
6	<b>Adjusted qualifying distributions</b> Subtract line 5 from line 4	6	64,010.

**Note** The amount on line 6 will be used in Part V, column (b), in subsequent years when calculating whether the foundation qualifies for the section 4940(e) reduction of tax in those years.

**Part XIII Undistributed Income** (see instructions)

	(a) Corpus	(b) Years prior to 2007	(c) 2007	(d) 2008
<b>1</b> Distributable amount for 2008 from Part XI, line 7				80,850.
<b>2</b> Undistributed income, if any, as of the end of 2007				
<b>a</b> Enter amount for 2007 only			0.	
<b>b</b> Total for prior years:		0.		
<b>3</b> Excess distributions carryover, if any, to 2008:				
<b>a</b> From 2003				
<b>b</b> From 2004	88,989.			
<b>c</b> From 2005				
<b>d</b> From 2006				
<b>e</b> From 2007				
<b>f</b> Total of lines 3a through e	88,989.			
<b>4</b> Qualifying distributions for 2008 from Part XII, line 4: ► \$ 64,010.				
<b>a</b> Applied to 2007, but not more than line 2a			0.	
<b>b</b> Applied to undistributed income of prior years (Election required - see instructions)		0.		
<b>c</b> Treated as distributions out of corpus (Election required - see instructions)	0.			
<b>d</b> Applied to 2008 distributable amount				64,010.
<b>e</b> Remaining amount distributed out of corpus	0.			
<b>5</b> Excess distributions carryover applied to 2008 (If an amount appears in column (d), the same amount must be shown in column (a))	16,840.			16,840.
<b>6</b> Enter the net total of each column as indicated below:				
<b>a</b> Corpus. Add lines 3f, 4c, and 4e. Subtract line 5	72,149.			
<b>b</b> Prior years' undistributed income. Subtract line 4b from line 2b		0.		
<b>c</b> Enter the amount of prior years' undistributed income for which a notice of deficiency has been issued, or on which the section 4942(a) tax has been previously assessed		0.		
<b>d</b> Subtract line 6c from line 6b. Taxable amount - see instructions		0.		
<b>e</b> Undistributed income for 2007. Subtract line 4a from line 2a. Taxable amount - see instr.			0.	
<b>f</b> Undistributed income for 2008. Subtract lines 4d and 5 from line 1. This amount must be distributed in 2009				0.
<b>7</b> Amounts treated as distributions out of corpus to satisfy requirements imposed by section 170(b)(1)(F) or 4942(g)(3)	0.			
<b>8</b> Excess distributions carryover from 2003 not applied on line 5 or line 7	0.			
<b>9</b> Excess distributions carryover to 2009. Subtract lines 7 and 8 from line 6a	72,149.			
<b>10</b> Analysis of line 9:				
<b>a</b> Excess from 2004	72,149.			
<b>b</b> Excess from 2005				
<b>c</b> Excess from 2006				
<b>d</b> Excess from 2007				
<b>e</b> Excess from 2008				

N/A

- b** Check box to indicate whether the foundation is a private operating foundation described in section ☐ 4942(j)(3) or ☐ 4942(j)(5)

- | Tax year | Prior 3 years |          |          |  | (e) Total |
|----------|---------------|----------|----------|--|-----------|
| (a) 2008 | (b) 2007      | (c) 2006 | (d) 2005 |  |           |
|          |               |          |          |  |           |

- (4) Gross investment income

2008.05050 GEORGE R & ELISE M FINK FOU 38-60591

<div> <div>Part XV</div> <div>Supplementary Information (continued)</div> </div>				
<div>3 Grants and Contributions Paid During the Year or Approved for Future Payment</div>				
<div>Recipient</div> <div>Name and address (home or business)</div>	<div>If recipient is an individual, show any relationship to any foundation manager or substantial contributor</div>	<div>Foundation status of recipient</div>	<div>Purpose of grant or contribution</div>	<div>Amount</div>
<div>a Paid during the year</div>				
<div>SCHEDULE ATTACHED</div>	<div>NONE</div>	<div>EXEMPT</div>	<div>GENERAL OPERATING EXPENSES</div>	<div>49,500.</div>
<div>Total</div>				<div>▶ 3a 49,500.</div>
<div>b Approved for future payment</div>				
<div>None</div>				
<div>Total</div>				<div>▶ 3b 0.</div>



2008.05050 GEORGE R & ELISE M FINK FOU 38-60591

Form 990-PF		Dividends and Interest from Securities	Statement	1
Source	Gross Amount	Capital Gains Dividends	Column (A) Amount	
DIVIDENDS	30,452.	0.	30,452.	
INTEREST	28,312.	0.	28,312.	
Total to Fm 990-PF, Part I, ln 4	58,764.	0.	58,764.	

Form 990-PF		Accounting Fees	Statement	2
Description	(a) Expenses Per Books	(b) Net Invest- ment Income	(c) Adjusted Net Income	(d) Charitable Purposes
BOOKKEEPING SERVICES	4,655.	0.		4,655.
To Form 990-PF, Pg 1, ln 16b	4,655.	0.		4,655.

Form 990-PF		Other Professional Fees	Statement	3
Description	(a) Expenses Per Books	(b) Net Invest- ment Income	(c) Adjusted Net Income	(d) Charitable Purposes
INVESTMENT MANAGEMENT FEE	12,744.	12,744.		0.
TAX PREPARATION FEE	1,200.	0.		1,200.
To Form 990-PF, Pg 1, ln 16c	13,944.	12,744.		1,200.

Form 990-PF		Taxes	Statement	4
Description	(a) Expenses Per Books	(b) Net Invest- ment Income	(c) Adjusted Net Income	(d) Charitable Purposes
PROPERTY	5.	0.		5.
To Form 990-PF, Pg 1, ln 18	5.	0.		5.

Form 990-PF	Other Expenses			Statement	5
Description	(a) Expenses Per Books	(b) Net Invest- ment Income	(c) Adjusted Net Income	(d) Charitable Purposes	
BANK CHARGES	349.	0.		349.	
TELEPHONE AND INTERNET FEES	1,981.	0.		1,981.	
MEMBERSHIP FEES	900.	0.		900.	
ANNUAL FILING FEE	20.	0.		20.	
INVESTMENT EXPENSE	10.	10.		0.	
To Form 990-PF, Pg 1, ln 23	3,260.	10.		3,250.	

Form 990-PF	U.S. and State/City Government Obligations			Statement	6
Description	U.S. Gov't	Other Gov't	Book Value	Fair Market Value	
U S GOVERNMENT	X		50,744.	50,547.	
Total U.S. Government Obligations			50,744.	50,547.	
Total State and Municipal Government Obligations					
Total to Form 990-PF, Part II, line 10a			50,744.	50,547.	

Form 990-PF	Corporate Stock		Statement	7
Description	Book Value		Fair Market Value	
CORPORATE STOCKS	519,567.		1,274,483.	
Total to Form 990-PF, Part II, line 10b	519,567.		1,274,483.	



Form 990-PF	Corporate Bonds	Statement	8
-------------	-----------------	-----------	---

Description	Book Value	Fair Market Value
CORPORATE BONDS	386,372.	414,389.
Total to Form 990-PF, Part II, line 10c	386,372.	414,389.

# Account Statement

Page 20

Account Number 1035005689

006

Statement Period December 01, 2008 Through November 30, 2009

## Transaction Detail ( Continued )

Date	Description	Principal Cash	Income Cash	Cost	Gain / Loss
<b>Sales</b>					
01/07/09	REDEEMED 01/07/2009 50,000 UNITS FEDERAL HOME LN BKS 6 125% 12/29/2014-2008	50,000 00		50,362 50-	362 50-
01/09/09	REDEEMED 01/09/2009 50,000 UNITS FEDERAL HOME LN BKS 5 85% 07/09/2012-2009	50,000 00		50,477 50-	477 50-
01/09/09	SOLD 1 SHS WELLS FARGO & CO NEW ON 01/09/2009 AT 25 11 CASH IN LIEU OF FRACTIONAL SHARE	2 51		4 04-	1 53-
06/01/09	MATURED 100,000 UNITS FPL GROUP CAP INC DEB 7 375% 06/01/2009	100,000 00		98,552 00-	1,448 00
07/13/09	SOLD 2 SHS AMERICAN INTL GROUP INC ON 07/13/2009 AT 14 01 CASH IN LIEU OF FRACTIONAL SHARE	2 80		42 89-	40 09-
11/06/09	SOLD 677 28 SHS SCHERING PLOUGH CORP ON 11/06/2009 AT 24 8051 TO EFFECT CASH STOCK MERGER	16,800 00		6,398 18-	10,401 82
11/12/09	SOLD 72 SHS MERCK & CO INC NEW ON 11/12/2009 AT 33 2917 FRAC SHARE SALE	23 97		11 38-	12 59
	NET CASH MANAGEMENT	82,126 21	0 00	82,126 21-	
<b>Total Sales</b>		<b>298,955.49</b>	<b>0.00</b>	<b>287,974.70-</b>	<b>10,980.79</b>
<b>Noncash Transactions</b>					
01/05/09	EXCHANGE 1,000 SHS WACHOVIA CORP CORP AT THE RATE OF 19 91% FOR 199 1 SHS WELLS FARGO & CO NEW TO EFFECT STOCK MERGER			8,052 08-	
01/05/09	EXCHANGE 1,000 SHS WACHOVIA CORP CORP AT THE RATE OF 19 91% FOR 199 1 SHS WELLS FARGO & CO NEW TO EFFECT STOCK MERGER			8,052 08	
07/03/09	EXCHANGE 1,264 SHS AMERICAN INTL GROUP INC AT THE RATE OF 1/20 FOR 63 2 SHS AMERICAN INTL GROUP INC TO EFFECT REVERSE STOCK SPLIT			13,552 58-	
07/03/09	EXCHANGE 1,264 SHS AMERICAN INTL GROUP INC AT THE RATE OF 1/20 FOR 63 2 SHS AMERICAN INTL GROUP INC TO EFFECT REVERSE STOCK SPLIT			13,552 58	

GEORGE & ELISE FINK FOUNDATION  
CONTRIBUTIONS  
12/1/08 to 11/30/09

DONEES	ADDRESS	AMOUNT
Foundation for Exceptional Children	16 Lakeshore Rd, Grosse Pointe Farms, MI 48236	10,000 00
Coalition on Temporary Shelter	26 Peterboro, Detroit, MI 48201	10,000 00
Detroit Institute for Children	5447 Woodward Ave., Detroit, MI 48202-4099	5,000.00
Grosse Pointe Artists Association	16900 Kercheval, Grosse Pointe, MI 48230	1,000.00
The Family Center	20090 Morningside Sr., Grosse Pointe Woods, MI 48236	5,000 00
The Fowler Center	2315 Harmon Lake Rd, Marysville, MI 48744	5,000 00
Local Motion	16824 Kercheval Place Ste 100, Grosse Pointe, MI 48230	2,500 00
The Anacapa School	814 Santa Barbara St., Santa Barbara, CA 83101	10,000.00
Wounded Warrior Project	7020 AC Skinner Parkway, Ste 100, Jacksonville, FL 32256	1,000 00
		<u>49,500 00</u>

# Account Statement

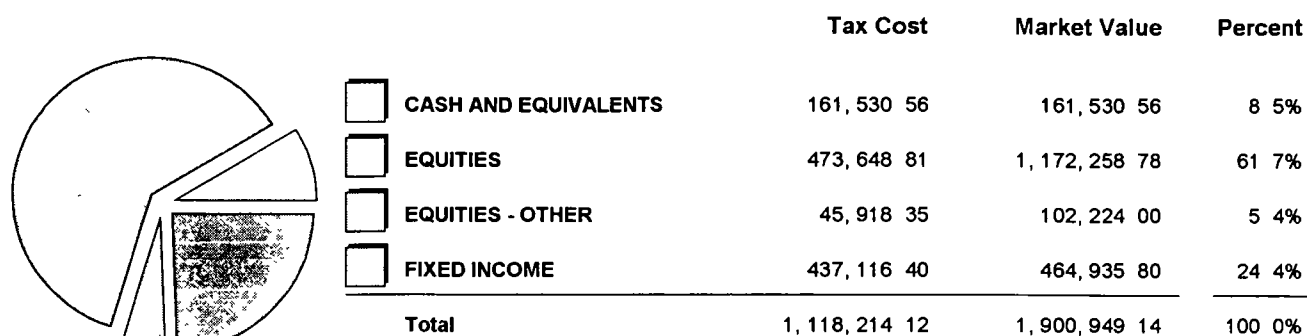
Page 3

Account Number 1035005689

006

Statement Period December 01, 2008 Through November 30, 2009

## Investment Portfolio Summary



## Investment Detail

Description		Total Market/ Total Cost	Market Price/ Cost Price	Est Annual Inc / Unreal Gain / Loss	Current Yield
<b>Income Cash And Equivalents</b>					
<b>Cash</b>					
INCOME CASH		189,449.78			
		189,449.78			
<b>** Total Cash</b>	<b>Sub- Total</b>	189,449.78		0.00	0.00
		189,449.78		0.00	
<b>* Total Income Cash And Equivalents</b>		189,449.78		0.00	0.00
		189,449.78		0.00	
<b>Principal Cash And Equivalents</b>					
<b>Cash</b>					
PRINCIPAL CASH		189,449.78-			
		189,449.78-			
<b>** Total Cash</b>	<b>Sub- Total</b>	189,449.78-		0.00	0.00
		189,449.78-		0.00	
<b>Short Term Investments</b>					
FEDERATED PRIME OBLIGATIONS FUND		161,530.56	1.00	16.15	0.01
		161,530.56	1.00		
<b>** Total Short Term Investments</b>	<b>Sub- Total</b>	161,530.56		16.15	0.01
		161,530.56		0.00	
<b>* Total Principal Cash And Equivalents</b>		27,919.22-		16.15	0.06-
		27,919.22-		0.00	

# Account Statement

Page 4

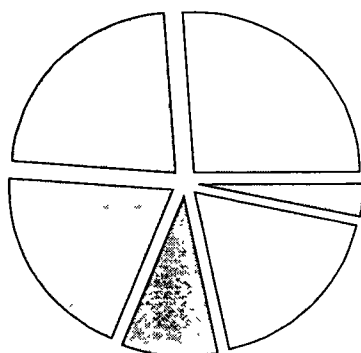
Account Number 1035005689

006

Statement Period December 01, 2008 Through November 30, 2009

## Investment Detail ( Continued )

### Equity Diversification Summary



Industry Sector	Market Value	Percent
CONSUMER STAPLES	305,744.00	26.1%
FINANCIALS	265,738.16	22.7%
HEALTHCARE	235,408.62	20.1%
INDUSTRIALS	111,112.00	9.5%
INFORMATION TECHNOLOGY	216,540.00	18.4%
TELECOMMUNICATION SERVICES	37,716.00	3.2%
<b>Total</b>	<b>1,172,258.78</b>	<b>100.0%</b>

Description	Ticker	Shares	Total Market/ Total Cost	Market Price/ Cost Price	Est Annual Inc / Unreal Gain / Loss	Current Yield
<b>Equities</b>						
<b>Consumer Staples</b>						
COLGATE PALMOLIVE CO	CL	1,000.000	84,190.00 17,581.25	84.19 17.58	1,760.00 66,608.75	2.09
DISNEY WALT CO	DIS	1,000.000	30,220.00 28,260.03	30.22 28.26	350.00 1,959.97	1.16
PEPSICO INC	PEP	1,200.000	74,664.00 33,211.01	62.22 27.68	2,160.00 41,452.99	2.89
WALGREEN CO	WAG	3,000.000	116,670.00 8,840.62	38.89 2.95	1,650.00 107,829.38	1.41
<b>** Total Consumer Staples</b>		<b>Sub-Total</b>	<b>305,744.00 87,892.91</b>		<b>5,920.00 217,861.09</b>	<b>1.94</b>
<b>Financials</b>						
ALLSTATE CORP	ALL	1,000.000	28,410.00 24,100.00	28.41 24.10	800.00 4,310.00	2.82
AMERICAN EXPRESS CO	AXP	900.000	37,647.00 23,997.44	41.83 26.66	648.00 13,649.56	1.72
AMERICAN INTL GROUP INC	AIG	63.000	1,789.20 13,509.69	28.40 214.44	11,720.49-	
AUTOMATIC DATA PROCESSING INC	ADP	1,600.000	69,520.00 13,476.38	43.45 8.42	2,176.00 56,043.62	3.13
WELLS FARGO & CO NEW	WFC	2,999.000	84,091.96 28,163.04	28.04 9.39	599.80 55,928.92	0.71
WESTERN UN CO	WU	2,400.000	44,280.00 11,949.75	18.45 4.98	96.00 32,330.25	0.22
<b>** Total Financials</b>		<b>Sub-Total</b>	<b>265,738.16 115,196.30</b>		<b>4,319.80 150,641.86</b>	<b>1.63</b>

Comerica

# Account Statement

Page 5

Account Number 1035005689

006

Statement Period December 01, 2008 Through November 30, 2009

## Investment Detail ( Continued )

Description	Ticker	Shares	Total Market/ Total Cost	Market Price/ Cost Price	Est Annual Inc / Unreal Gain / Loss	Current Yield
<b>Healthcare</b>						
ABBOTT LABS	ABT	1,500 000	81,735 00 12,283 93	54 49 8 19	2,400 00 69,451 07	2 94
BRISTOL MYERS SQUIBB CO	BMJ	1,600 000	40,496 00 16,370 56	25 31 10 23	1,984 00 24,125 44	4 90
MERCK & CO INC NEW	MRK	2,122 000	76,837 62 23,412 78	36 21 11 03	3,225 44 53,424 84	4 20
PFIZER INC	PFE	2,000 000	36,340 00 23,650 00	18 17 11 83	1,280 00 12,690 00	3 52
<b>** Total Healthcare</b>		<b>Sub- Total</b>	<b>236,408.62 76,717.27</b>		<b>8,889.44 159,691.35</b>	<b>3.78</b>
<b>Industrials</b>						
EMERSON ELECTRIC ELEC CO	EMR	1,600 000	66,256 00 23,010 00	41 41 14 38	2,144 00 43,246 00	3 24
GENERAL ELECTRIC	GE	2,800 000	44,856 00 9,858 33	16 02 3 52	1,120 00 34,997 67	2 50
<b>** Total Industrials</b>		<b>Sub- Total</b>	<b>111,112.00 32,868.33</b>		<b>3,264.00 78,243.67</b>	<b>2.94</b>
<b>Information Technology</b>						
CISCO SYS INC	CSCO	2,700 000	63,180 00 14,760 00	23 40 5 47	48,420 00	
COMPUTER SCIENCES CORP	CSC	800 000	44,248 00 37,580 00	55 31 46 98	6,668 00	
COMPUWARE CORP	CPWR	1,800 000	12,492 00 44,430 00	6 94 24 68	31,938 00-	
INTEL CORP	INTC	2,400 000	46,080 00 20,572 50	19 20 8 57	1,344 00 25,507 50	2 92
IBM CORP	IBM	400 000	50,540 00 14,570 00	126 35 36 43	880 00 35,970 00	1 74
<b>** Total Information Technology</b>		<b>Sub- Total</b>	<b>216,540.00 131,912.50</b>		<b>2,224.00 84,627.50</b>	<b>1.03</b>
<b>Telecommunication Services</b>						
AT&T INC	T	1,400 000	37,716 00 30,061 50	26 94 21 47	2,296 00 7,654 50	6 09
<b>** Total Telecommunication Services</b>		<b>Sub- Total</b>	<b>37,716.00 30,061.50</b>		<b>2,296.00 7,654.50</b>	<b>6.09</b>
<b>* Total Equities</b>			<b>1,172,258.78 473,648.81</b>		<b>26,913.24 698,609.97</b>	<b>2.30</b>

# Account Statement

Page 6

Account Number 1035005689


006

Statement Period December 01, 2008 Through November 30, 2009

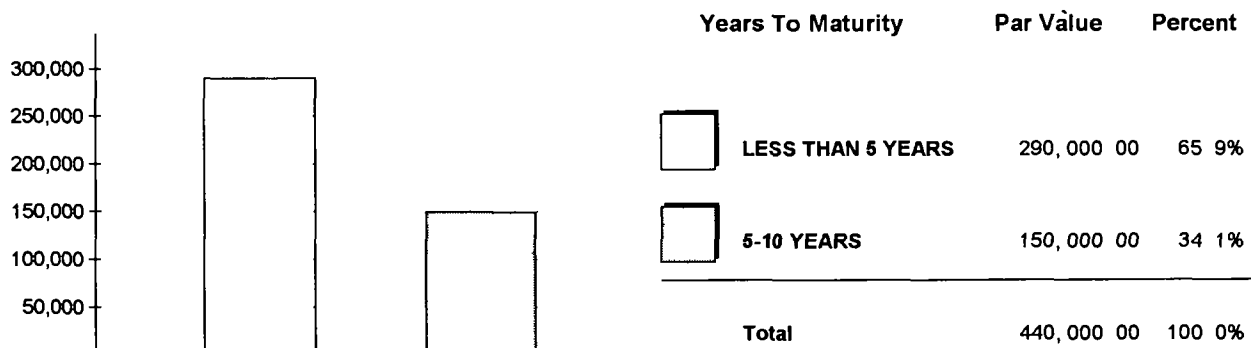
## Investment Detail ( Continued )

Description	Ticker	Shares	Total Market/ Total Cost	Market Price/ Cost Price	Est Annual Inc / Unreal Gain / Loss	Current Yield
<b>Equities - Other</b>						
<b>Foreign Stock</b>						
SCHLUMBERGER LTD	SLB	1,600 000	102,224 00 45,918 35	63 89 28 70	1,344 00 56,305 65	1 31
<b>** Total Foreign Stock</b>		<b>Sub-Total</b>	<b>102,224.00 45,918.35</b>		<b>1,344 00 56,305.65</b>	<b>1.31</b>
<b>* Total Equities - Other</b>			<b>102,224.00 45,918.35</b>		<b>1,344.00 56,305.65</b>	<b>1.31</b>

## Bond Quality Summary



## Bond Maturity Summary



Average Time To Maturity: 3.9 Years

Current Yield: 5.94%

# Account Statement

Page 7

Account Number 1035005689

006

Statement Period December 01, 2008 Through November 30, 2009

## Investment Detail ( Continued )

Description	Rating	Par Value	Total Market/ Total Cost	Market Price/ Cost Price	Est Annual Inc / Unreal Gain / Loss	Yield Current/ Maturity
<b>Fixed Income</b>						
<b>U S Federal Agencies</b>						
FEDERAL FARM CR BK 5 65% 02/22/2017-2010	AAA	50,000 000	50,547 00 50,744 00	101 09 101 49	2,825 00 197 00-	5 59 5 54
<b>** Total U S Federal Agencies</b>		<b>Sub- Total</b>	<b>50,547.00 50,744.00</b>		<b>2,825.00 197.00-</b>	<b>5.59</b>
<b>Corporate Bonds</b>						
BANK OF AMERICA CORP SUB INTERNOTES 6 8% 02/15/2011	A-	50,000 000	52,177 00 51,949 00	104 35 103 90	3,400 00 228 00	6 52 3 03
GENERAL ELEC CAP CORP 4 125% 10/28/2016-2008	AA+	50,000 000	50,534 00 49,106 00	101 07 98.21	2,062 50 1,428 00	4 08
LUBRIZOL CORP 5 5% 10/01/2014	BBB	50,000 000	54,613 00 46,634 50	109 23 93 27	2,750 00 7,978 50	5 04 3 81
MARATHON OIL CORP 6 5% 02/15/2014	BBB+	50,000 000	56,203 00 50,953 50	112 41 101 91	3,250 00 5,249 50	5 78 3 62
PPL ENERGY SUPPLY 6 2% 05/15/2016	BBB	50,000 000	53,696 00 45,725 00	107 39 91 45	3,100 00 7,971 00	5 77 5 11
PREMCOR REFINING GROUP 7 5% 06/15/2015-2008	BBB	50,000 000	51,949 50 51,200 00	103 90 102 40	3,750 00 749 50	7 22 7 56
XEROX CORP 7 625% 06/15/2013-2008	BBB	40,000 000	41,222 80 40,804 40	103 06 102 01	3,050 00 418 40	7 40 6 93
XEROX CORP 6 875% 08/15/2011	BBB	50,000 000	53,993 50 50,000 00	107 99 100 00	3,437 50 3,993 50	6 37 2 43
<b>** Total Corporate Bonds</b>		<b>Sub- Total</b>	<b>414,388.80 386,372.40</b>		<b>24,800.00 28,016.40</b>	<b>5.98</b>
<b>* Total Fixed Income</b>			<b>464,936.80 437,116.40</b>		<b>27,625.00 27,819.40</b>	<b>5.94</b>
<b>Total Principal Assets</b>			<b>1,711,499.36 928,764.34</b>		<b>55,898.39 782,735.02</b>	<b>3.27</b>
<b>Total Income Assets</b>			<b>189,449.78 189,449.78</b>		<b>0.00 0.00</b>	<b>0.00</b>
<b>Grand Total Assets</b>			<b>1,900,949.14 1,118,214.12</b>		<b>55,898.39 782,735.02</b>	<b>2.94</b>

Comerica