



See a Social Security Number? Say Something!
Report Privacy Problems to <https://public.resource.org/privacy>
Or call the IRS Identity Theft Hotline at 1-800-908-4490



Form **990-PF**Department of the Treasury
Internal Revenue Service**Return of Private Foundation**
or Section 4947(a)(1) Nonexempt Charitable Trust
Treated as a Private Foundation

Note: The foundation may be able to use a copy of this return to satisfy state reporting requirements

2008

For calendar year 2008, or tax year beginning 11/01, 2008, and ending 10/31, 2009

G Check all that apply Initial return Final return Amended return Address change Name change

Use the IRS
label.
Otherwise,
print
or type.
See Specific
Instructions.

Name of foundation

LITTLE RED HEN FDN AGY K D MAYHEW C/O US BANK
080009152500

Number and street (or P O box number if mail is not delivered to street address)

P O BOX 3168

City or town, state, and ZIP code

PORTLAND, OR 97208

A Employer identification number

91-6556124

B Telephone number (see page 10 of the instructions)

(503) 275-4327

C If exemption application is pending, check here ☐D 1 Foreign organizations, check here ☐2 Foreign organizations meeting the 85% test, check here and attach computation ☐E If private foundation status was terminated under section 507(b)(1)(A), check here ☐F If the foundation is in a 60-month termination under section 507(b)(1)(B), check here ☐H Check type of organization: ☒ Section 501(c)(3) exempt private foundation
☐ Section 4947(a)(1) nonexempt charitable trust ☐ Other taxable private foundationI Fair market value of all assets at end of year (from Part II, col. (c), line 16) \$ 362,262.
J Accounting method: ☒ Cash ☐ Accrual
☐ Other (specify) _____
(Part I, column (d) must be on cash basis)**Part I Analysis of Revenue and Expenses** (The total of amounts in columns (b), (c), and (d) may not necessarily equal the amounts in column (a) (see page 11 of the instructions))

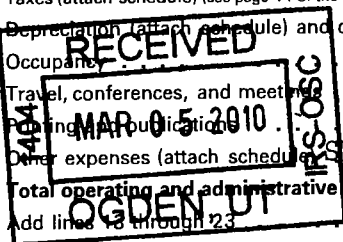
	(a) Revenue and expenses per books	(b) Net investment income	(c) Adjusted net income	(d) Disbursements for charitable purposes (cash basis only)
1 Contributions, gifts, grants, etc., received (attach schedule)				
2 Check <input checked="" type="checkbox"/> if the foundation is not required to attach Sch. B.				
3 Interest on savings and temporary cash investments	165.	165.		
4 Dividends and interest from securities	13,984.	13,984.		
5a Gross rents				
b Net rental income or (loss)				
6a Net gain or (loss) from sale of assets not on line 10	-80,388.			
b Gross sales price for all assets on line 6a	997,579.			
7 Capital gain net income (from Part IV, line 2)				
8 Net short-term capital gain				
9 Income modifications				
10a Gross sales less returns and allowances				
b Less Cost of goods sold				
c Gross profit or (loss) (attach schedule)				
11 Other income (attach schedule)				
12 Total. Add lines 1 through 11	-66,239.	14,149.		
13 Compensation of officers, directors, trustees, etc.	3,764.	3,388.		376.
14 Other employee salaries and wages		NONE	NONE	
15 Pension plans, employee benefits		NONE	NONE	
16a Legal fees (attach schedule)				
b Accounting fees (attach schedule)	1,500.	NONE	NONE	1,500.
c Other professional fees (attach schedule)				
17 Interest				
18 Taxes (attach schedule) (see page 14 of the instructions)	460.			
19 Depreciation (attach schedule) and depletion				
20 Occupancy				
21 Travel, conferences, and meetings		NONE	NONE	
22 Printing and publications		NONE	NONE	
23 Other expenses (attach schedule)	508.			508.
24 Total operating and administrative expenses. Add lines 13 through 23	6,232.	3,388.	NONE	2,384.
25 Contributions, gifts, grants paid	48,000.			48,000.
26 Total expenses and disbursements. Add lines 24 and 25	54,232.	3,388.	NONE	50,384.
27 Subtract line 26 from line 12	-120,471.			
a Excess of revenue over expenses and disbursements		10,761.		
b Net investment income (if negative, enter -0-)				
c Adjusted net income (if negative, enter -0-)				

For Privacy Act and Paperwork Reduction Act Notice, see page 30 of the instructions.

Form **990-PF** (2008)

SCANNED MAR 15 2010

Operating and Administrative Expenses



Part II Balance Sheets

Attached schedules and amounts in the description column should be for end-of-year amounts only (See instructions)

		Beginning of year	End of year	
		(a) Book Value	(b) Book Value	(c) Fair Market Value
Assets	1 Cash - non-interest-bearing			
	2 Savings and temporary cash investments	36,406.	64,779.	64,779.
	3 Accounts receivable ▶ Less allowance for doubtful accounts ▶			
	4 Pledges receivable ▶ Less allowance for doubtful accounts ▶			
	5 Grants receivable			
	6 Receivables due from officers, directors, trustees, and other disqualified persons (attach schedule) (see page 15 of the instructions)			
	7 Other notes and loans receivable (attach schedule) ▶ Less allowance for doubtful accounts ▶			
	8 Inventories for sale or use			
	9 Prepaid expenses and deferred charges			
	10 a Investments - U S and state government obligations (attach schedule)			
	b Investments - corporate stock (attach schedule) . STMT 3	278,713.	188,806.	200,340.
	c Investments - corporate bonds (attach schedule) . STMT 4	197,100.	94,652.	97,143.
	11 Investments - land, buildings, and equipment basis Less accumulated depreciation (attach schedule) ▶			
	12 Investments - mortgage loans			
	13 Investments - other (attach schedule)			
	14 Land, buildings, and equipment basis Less accumulated depreciation (attach schedule) ▶			
15 Other assets (describe ▶)				
16 Total assets (to be completed by all filers - see the instructions Also, see page 1, item I)	512,219.	348,237.	362,262.	
Liabilities	17 Accounts payable and accrued expenses			
	18 Grants payable			
	19 Deferred revenue			
	20 Loans from officers, directors, trustees, and other disqualified persons			
	21 Mortgages and other notes payable (attach schedule)			
	22 Other liabilities (describe ▶)			
23 Total liabilities (add lines 17 through 22)				
Net Assets or Fund Balances	Foundations that follow SFAS 117, check here ▶ <input type="checkbox"/> and complete lines 24 through 26 and lines 30 and 31.			
	24 Unrestricted			
	25 Temporarily restricted			
	26 Permanently restricted			
	Foundations that do not follow SFAS 117, check here and complete lines 27 through 31. ▶ <input checked="" type="checkbox"/>			
	27 Capital stock, trust principal, or current funds	512,219.	348,237.	
	28 Paid-in or capital surplus, or land, bldg and equipment fund			
	29 Retained earnings, accumulated income, endowment, or other funds			
30 Total net assets or fund balances (see page 17 of the instructions)	512,219.	348,237.		
31 Total liabilities and net assets/fund balances (see page 17 of the instructions)	512,219.	348,237.		

Part III Analysis of Changes in Net Assets or Fund Balances

1 Total net assets or fund balances at beginning of year - Part II, column (a), line 30 (must agree with end-of-year figure reported on prior year's return)	1	512,219.
2 Enter amount from Part I, line 27a	2	-120,471.
3 Other increases not included in line 2 (itemize) ▶	3	
4 Add lines 1, 2, and 3	4	391,748.
5 Decreases not included in line 2 (itemize) ▶ SEE STATEMENT 5	5	43,511.
6 Total net assets or fund balances at end of year (line 4 minus line 5) - Part II, column (b), line 30	6	348,237.

Part IV Capital Gains and Losses for Tax on Investment Income

(a) List and describe the kind(s) of property sold (e.g., real estate, 2-story brick warehouse, or common stock, 200 shs. MLC Co.)			(b) How acquired P-Purchase D-Donation	(c) Date acquired (mo., day, yr.)	(d) Date sold (mo., day, yr.)
1a SEE PART IV DETAIL					
b					
c					
d					
e					
(e) Gross sales price	(f) Depreciation allowed (or allowable)	(g) Cost or other basis plus expense of sale	(h) Gain or (loss) (e) plus (f) minus (g)		
a					
b					
c					
d					
e					
Complete only for assets showing gain in column (h) and owned by the foundation on 12/31/69					
(i) F.M.V. as of 12/31/69	(j) Adjusted basis as of 12/31/69	(k) Excess of col. (i) over col. (j), if any	(l) Gains (Col. (h) gain minus col. (k), but not less than -0-) or Losses (from col. (h))		
a					
b					
c					
d					
e					
2 Capital gain net income or (net capital loss)			2	-80,388.	
<div style="display: flex; align-items: center;"> <div style="border-left: 1px solid black; padding-left: 5px;"> If gain, also enter in Part I, line 7 If (loss), enter -0- in Part I, line 7 </div> </div>					
3 Net short-term capital gain or (loss) as defined in sections 1222(5) and (6)			3		
<div style="display: flex; align-items: center;"> <div style="border-left: 1px solid black; padding-left: 5px;"> If gain, also enter in Part I, line 8, column (c) (see pages 13 and 17 of the instructions). If (loss), enter -0- in Part I, line 8. </div> </div>					

Part V Qualification Under Section 4940(e) for Reduced Tax on Net Investment Income

(For optional use by domestic private foundations subject to the section 4940(a) tax on net investment income.)

If section 4940(d)(2) applies, leave this part blank.

Was the foundation liable for the section 4942 tax on the distributable amount of any year in the base period? ☐ Yes ☒ No

If "Yes," the foundation does not qualify under section 4940(e). Do not complete this part.

1 Enter the appropriate amount in each column for each year; see page 18 of the instructions before making any entries.

(a) Base period years Calendar year (or tax year beginning in)	(b) Adjusted qualifying distributions	(c) Net value of noncharitable-use assets	(d) Distribution ratio (col. (b) divided by col. (c))
2007	2,568.	520,253.	0.00493605996
2006	31,959.	573,772.	0.05569982502
2005	31,281.	549,890.	0.05688592264
2004	36,145.	527,466.	0.06852574384
2003	29,404.	523,908.	0.05612435771
2 Total of line 1, column (d)			0.24217190917
3 Average distribution ratio for the 5-year base period - divide the total on line 2 by 5, or by the number of years the foundation has been in existence if less than 5 years			0.04843438183
4 Enter the net value of noncharitable-use assets for 2008 from Part X, line 5			374,701.
5 Multiply line 4 by line 3			18,148.
6 Enter 1% of net investment income (1% of Part I, line 27b)			108.
7 Add lines 5 and 6			18,256.
8 Enter qualifying distributions from Part XII, line 4			50,384.

If line 8 is equal to or greater than line 7, check the box in Part VI, line 1b, and complete that part using a 1% tax rate. See the Part VI instructions on page 18.

Part VI Excise Tax Based on Investment Income (Section 4940(a), 4940(b), 4940(e), or 4948 - see page 18 of the instructions)

1a Exempt operating foundations described in section 4940(d)(2), check here <input type="checkbox"/> and enter "N/A" on line 1 Date of ruling letter _____ (attach copy of ruling letter if necessary - see instructions)			
b Domestic foundations that meet the section 4940(e) requirements in Part V, check here <input checked="" type="checkbox"/> and enter 1% of Part I, line 27b		1	108.
c All other domestic foundations enter 2% of line 27b. Exempt foreign organizations enter 4% of Part I, line 12, col (b)			
2 Tax under section 511 (domestic section 4947(a)(1) trusts and taxable foundations only. Others enter -0-)		2	
3 Add lines 1 and 2		3	108.
4 Subtitle A (income) tax (domestic section 4947(a)(1) trusts and taxable foundations only. Others enter -0-)		4	NONE
5 Tax based on investment income. Subtract line 4 from line 3. If zero or less, enter -0-		5	108.
6 Credits/Payments			
a 2008 estimated tax payments and 2007 overpayment credited to 2008	6a	372.	
b Exempt foreign organizations-tax withheld at source	6b	NONE	
c Tax paid with application for extension of time to file (Form 8868)	6c	NONE	
d Backup withholding erroneously withheld	6d		
7 Total credits and payments. Add lines 6a through 6d	7	372.	
8 Enter any penalty for underpayment of estimated tax. Check here <input type="checkbox"/> if Form 2220 is attached	8		
9 Tax due. If the total of lines 5 and 8 is more than line 7, enter amount owed	9		
10 Overpayment. If line 7 is more than the total of lines 5 and 8, enter the amount overpaid	10	264.	
11 Enter the amount of line 10 to be Credited to 2009 estimated tax	11	108. Refunded	156.

Part VII-A Statements Regarding Activities

	Yes	No
1a During the tax year, did the foundation attempt to influence any national, state, or local legislation or did it participate or intervene in any political campaign?		X
b Did it spend more than \$100 during the year (either directly or indirectly) for political purposes (see page 19 of the instructions for definition)? If the answer is "Yes" to 1a or 1b, attach a detailed description of the activities and copies of any materials published or distributed by the foundation in connection with the activities.		X
c Did the foundation file Form 1120-POL for this year?		X
d Enter the amount (if any) of tax on political expenditures (section 4955) imposed during the year: (1) On the foundation \$ _____ (2) On foundation managers \$ _____		
e Enter the reimbursement (if any) paid by the foundation during the year for political expenditure tax imposed on foundation managers \$ _____		
2 Has the foundation engaged in any activities that have not previously been reported to the IRS? If "Yes," attach a detailed description of the activities.		X
3 Has the foundation made any changes, not previously reported to the IRS, in its governing instrument, articles of incorporation, or bylaws, or other similar instruments? If "Yes," attach a conformed copy of the changes		X
4a Did the foundation have unrelated business gross income of \$1,000 or more during the year?		X
b If "Yes," has it filed a tax return on Form 990-T for this year?		
5 Was there a liquidation, termination, dissolution, or substantial contraction during the year? If "Yes," attach the statement required by General Instruction T.		X
6 Are the requirements of section 508(e) (relating to sections 4941 through 4945) satisfied either: • By language in the governing instrument, or • By state legislation that effectively amends the governing instrument so that no mandatory directions that conflict with the state law remain in the governing instrument?	X	
7 Did the foundation have at least \$5,000 in assets at any time during the year? If "Yes," complete Part II, col (c), and Part XV.	X	
8a Enter the states to which the foundation reports or with which it is registered (see page 19 of the instructions) STMT 6		
b If the answer is "Yes" to line 7, has the foundation furnished a copy of Form 990-PF to the Attorney General (or designate) of each state as required by General Instruction G? If "No," attach explanation	X	
9 Is the foundation claiming status as a private operating foundation within the meaning of section 4942(j)(3) or 4942(j)(5) for calendar year 2008 or the taxable year beginning in 2008 (see instructions for Part XIV on page 27)? If "Yes," complete Part XIV		X
10 Did any persons become substantial contributors during the tax year? If "Yes," attach a schedule listing their names and addresses		X

Form 990-PF (2008)

Part VII-A Statements Regarding Activities (continued)

11	At any time during the year, did the foundation, directly or indirectly, own a controlled entity within the meaning of section 512(b)(3)? If "Yes," attach schedule (see page 20 of the instructions)	11		X
12	Did the foundation acquire a direct or indirect interest in any applicable insurance contract before August 17, 2008?	12		X
13	Did the foundation comply with the public inspection requirements for its annual returns and exemption application? Website address N/A	13	X	
14	The books are in care of US BANK Telephone no (503) 275-4327 Located at 555 SW OAK, PORTLAND, OR ZIP + 4 97204			
15	Section 4947(a)(1) nonexempt charitable trusts filing Form 990-PF in lieu of Form 1041 - Check here <input type="checkbox"/> and enter the amount of tax-exempt interest received or accrued during the year 15			

Part VII-B Statements Regarding Activities for Which Form 4720 May Be Required

File Form 4720 if any item is checked in the "Yes" column, unless an exception applies.

	Yes	No
1a During the year did the foundation (either directly or indirectly):		
(1) Engage in the sale or exchange, or leasing of property with a disqualified person? <input type="checkbox"/> Yes <input checked="" type="checkbox"/> No		
(2) Borrow money from, lend money to, or otherwise extend credit to (or accept it from) a disqualified person? <input type="checkbox"/> Yes <input checked="" type="checkbox"/> No		
(3) Furnish goods, services, or facilities to (or accept them from) a disqualified person? <input type="checkbox"/> Yes <input checked="" type="checkbox"/> No		
(4) Pay compensation to, or pay or reimburse the expenses of, a disqualified person? <input checked="" type="checkbox"/> Yes <input type="checkbox"/> No		
(5) Transfer any income or assets to a disqualified person (or make any of either available for the benefit or use of a disqualified person)? <input type="checkbox"/> Yes <input checked="" type="checkbox"/> No		
(6) Agree to pay money or property to a government official? (Exception. Check "No" if the foundation agreed to make a grant to or to employ the official for a period after termination of government service, if terminating within 90 days) <input type="checkbox"/> Yes <input checked="" type="checkbox"/> No		
b If any answer is "Yes" to 1a(1)-(6), did any of the acts fail to qualify under the exceptions described in Regulations section 53.4941(d)-3 or in a current notice regarding disaster assistance (see page 20 of the instructions)? <input type="checkbox"/>	1b	X
c Did the foundation engage in a prior year in any of the acts described in 1a, other than excepted acts, that were not corrected before the first day of the tax year beginning in 2008? <input type="checkbox"/>	1c	X
2 Taxes on failure to distribute income (section 4942) (does not apply for years the foundation was a private operating foundation defined in section 4942(j)(3) or 4942(j)(5))		
a At the end of tax year 2008, did the foundation have any undistributed income (lines 6d and 6e, Part XIII) for tax year(s) beginning before 2008? <input type="checkbox"/> Yes <input checked="" type="checkbox"/> No If "Yes," list the years _____		
b Are there any years listed in 2a for which the foundation is not applying the provisions of section 4942(a)(2) (relating to incorrect valuation of assets) to the year's undistributed income? (If applying section 4942(a)(2) to all years listed, answer "No" and attach statement - see page 20 of the instructions) <input type="checkbox"/>	2b	X
c If the provisions of section 4942(a)(2) are being applied to any of the years listed in 2a, list the years here _____		
3a Did the foundation hold more than a 2% direct or indirect interest in any business enterprise at any time during the year? <input type="checkbox"/> Yes <input checked="" type="checkbox"/> No		
b If "Yes," did it have excess business holdings in 2008 as a result of (1) any purchase by the foundation or disqualified persons after May 26, 1969, (2) the lapse of the 5-year period (or longer period approved by the Commissioner under section 4943(c)(7)) to dispose of holdings acquired by gift or bequest, or (3) the lapse of the 10-, 15-, or 20-year first phase holding period? (Use Schedule C, Form 4720, to determine if the foundation had excess business holdings in 2008) <input type="checkbox"/>	3b	
4a Did the foundation invest during the year any amount in a manner that would jeopardize its charitable purposes? <input type="checkbox"/>	4a	X
b Did the foundation make any investment in a prior year (but after December 31, 1969) that could jeopardize its charitable purpose that had not been removed from jeopardy before the first day of the tax year beginning in 2008? <input type="checkbox"/>	4b	X

Form 990-PF (2008)

Part VII-B Statements Regarding Activities for Which Form 4720 May Be Required (continued)**5a** During the year did the foundation pay or incur any amount to:

- (1) Carry on propaganda, or otherwise attempt to influence legislation (section 4945(e))? ☐ Yes ☒ No
- (2) Influence the outcome of any specific public election (see section 4955); or to carry on, directly or indirectly, any voter registration drive? ☐ Yes ☒ No
- (3) Provide a grant to an individual for travel, study, or other similar purposes? ☐ Yes ☒ No
- (4) Provide a grant to an organization other than a charitable, etc., organization described in section 509(a)(1), (2), or (3), or section 4940(d)(2)? (see page 22 of the instructions) ☐ Yes ☒ No
- (5) Provide for any purpose other than religious, charitable, scientific, literary, or educational purposes, or for the prevention of cruelty to children or animals? ☐ Yes ☒ No

b If any answer is "Yes" to 5a(1)-(5), did any of the transactions fail to qualify under the exceptions described in Regulations section 53.4945 or in a current notice regarding disaster assistance (see page 22 of the instructions)? ☐ Yes ☒ No **5b**

Organizations relying on a current notice regarding disaster assistance check here ☐

c If the answer is "Yes" to question 5a(4), does the foundation claim exemption from the tax because it maintained expenditure responsibility for the grant? ☐ Yes ☐ No

If "Yes," attach the statement required by Regulations section 53.4945-5(d)

6a Did the foundation, during the year, receive any funds, directly or indirectly, to pay premiums on a personal benefit contract? ☐ Yes ☒ No

b Did the foundation, during the year, pay premiums, directly or indirectly, on a personal benefit contract? ☐ Yes ☒ No **6b**

If you answered "Yes" to 6b, also file Form 8870

7a At any time during the tax year, was the foundation a party to a prohibited tax shelter transaction? ☐ Yes ☒ No

b If yes, did the foundation receive any proceeds or have any net income attributable to the transaction? ☐ Yes ☒ No **7b**

Part VIII Information About Officers, Directors, Trustees, Foundation Managers, Highly Paid Employees, and Contractors**1** List all officers, directors, trustees, foundation managers and their compensation (see page 22 of the instructions).

(a) Name and address	(b) Title, and average hours per week devoted to position	(c) Compensation (if not paid, enter -0-)	(d) Contributions to employee benefit plans and deferred compensation	(e) Expense account, other allowances
SEE STATEMENT 7		5,264.	-0-	-0-

2 Compensation of five highest-paid employees (other than those included on line 1 - see page 23 of the instructions). If none, enter "NONE."

(a) Name and address of each employee paid more than \$50,000	(b) Title, and average hours per week devoted to position	(c) Compensation	(d) Contributions to employee benefit plans and deferred compensation	(e) Expense account, other allowances
NONE		NONE	NONE	NONE

Total number of other employees paid over \$50,000 ☐ NONE

Form 990-PF (2008)

Part VIII Information About Officers, Directors, Trustees, Foundation Managers, Highly Paid Employees, and Contractors (continued)**3 Five highest-paid independent contractors for professional services** (see page 23 of the instructions). If none, enter "NONE."

(a) Name and address of each person paid more than \$50,000	(b) Type of service	(c) Compensation
NONE		NONE

Total number of others receiving over \$50,000 for professional services **NONE**

Part IX-A Summary of Direct Charitable Activities

List the foundation's four largest direct charitable activities during the tax year. Include relevant statistical information such as the number of organizations and other beneficiaries served, conferences convened, research papers produced, etc.	Expenses
1 NONE	
2	
3	
4	

Part IX-B Summary of Program-Related Investments (see page 23 of the instructions)

Describe the two largest program-related investments made by the foundation during the tax year on lines 1 and 2	Amount
1 NONE	
2	
All other program-related investments. See page 24 of the instructions	
3 NONE	
Total. Add lines 1 through 3	

Form 990-PF (2008)

Part X Minimum Investment Return (All domestic foundations must complete this part. Foreign foundations, see page 24 of the instructions.)

1	Fair market value of assets not used (or held for use) directly in carrying out charitable, etc., purposes:		
a	Average monthly fair market value of securities	1a	333,294.
b	Average of monthly cash balances	1b	47,113.
c	Fair market value of all other assets (see page 24 of the instructions)	1c	NONE
d	Total (add lines 1a, b, and c)	1d	380,407.
e	Reduction claimed for blockage or other factors reported on lines 1a and 1c (attach detailed explanation)	1e	
2	Acquisition indebtedness applicable to line 1 assets	2	NONE
3	Subtract line 2 from line 1d	3	380,407.
4	Cash deemed held for charitable activities. Enter 1 1/2% of line 3 (for greater amount, see page 25 of the instructions)	4	5,706.
5	Net value of noncharitable-use assets. Subtract line 4 from line 3. Enter here and on Part V, line 4	5	374,701.
6	Minimum investment return. Enter 5% of line 5	6	18,735.

Part XI Distributable Amount (see page 25 of the instructions) (Section 4942(j)(3) and (j)(5) private operating foundations and certain foreign organizations check here ☐ and do not complete this part.)

1	Minimum investment return from Part X, line 6	1	18,735.
2a	Tax on investment income for 2008 from Part VI, line 5	2a	108.
b	Income tax for 2008. (This does not include the tax from Part VI.)	2b	
c	Add lines 2a and 2b	2c	108.
3	Distributable amount before adjustments Subtract line 2c from line 1	3	18,627.
4	Recoveries of amounts treated as qualifying distributions	4	NONE
5	Add lines 3 and 4	5	18,627.
6	Deduction from distributable amount (see page 25 of the instructions)	6	NONE
7	Distributable amount as adjusted. Subtract line 6 from line 5. Enter here and on Part XIII, line 1	7	18,627.

Part XII Qualifying Distributions (see page 25 of the instructions)

1	Amounts paid (including administrative expenses) to accomplish charitable, etc., purposes:		
a	Expenses, contributions, gifts, etc. - total from Part I, column (d), line 26	1a	50,384.
b	Program-related investments - total from Part IX-B	1b	
2	Amounts paid to acquire assets used (or held for use) directly in carrying out charitable, etc., purposes	2	NONE
3	Amounts set aside for specific charitable projects that satisfy the:		
a	Suitability test (prior IRS approval required)	3a	NONE
b	Cash distribution test (attach the required schedule)	3b	NONE
4	Qualifying distributions. Add lines 1a through 3b Enter here and on Part V, line 8, and Part XIII, line 4	4	50,384.
5	Foundations that qualify under section 4940(e) for the reduced rate of tax on net investment income Enter 1% of Part I, line 27b (see page 26 of the instructions)	5	108.
6	Adjusted qualifying distributions. Subtract line 5 from line 4	6	50,276.

Note: The amount on line 6 will be used in Part V, column (b), in subsequent years when calculating whether the foundation qualifies for the section 4940(e) reduction of tax in those years.

Part XIII Undistributed Income (see page 26 of the instructions)

	(a) Corpus	(b) Years prior to 2007	(c) 2007	(d) 2008
1 Distributable amount for 2008 from Part XI, line 7				18,627.
2 Undistributed income, if any, as of the end of 2007				
a Enter amount for 2007 only			5,787.	
b Total for prior years 20 <u>06</u> , 20 <u> </u> , 20 <u> </u>		NONE		
3 Excess distributions carryover, if any, to 2008				
a From 2003	NONE			
b From 2004	NONE			
c From 2005	NONE			
d From 2006	NONE			
e From 2007	NONE			
f Total of lines 3a through e	NONE			
4 Qualifying distributions for 2008 from Part XII, line 4 ▶ \$ <u>50,384.</u>				
a Applied to 2007, but not more than line 2a			5,787.	
b Applied to undistributed income of prior years (Election required - see page 26 of the instructions)		NONE		
c Treated as distributions out of corpus (Election required - see page 26 of the instructions)	NONE			
d Applied to 2008 distributable amount				18,627.
e Remaining amount distributed out of corpus	25,970.			
5 Excess distributions carryover applied to 2008 (If an amount appears in column (d), the same amount must be shown in column (a).)	NONE			NONE
6 Enter the net total of each column as indicated below:				
a Corpus Add lines 3f, 4c, and 4e. Subtract line 5	25,970.			
b Prior years' undistributed income. Subtract line 4b from line 2b		NONE		
c Enter the amount of prior years' undistributed income for which a notice of deficiency has been issued, or on which the section 4942(a) tax has been previously assessed		NONE		
d Subtract line 6c from line 6b Taxable amount - see page 27 of the instructions		NONE		
e Undistributed income for 2007. Subtract line 4a from line 2a. Taxable amount - see page 27 of the instructions				
f Undistributed income for 2008 Subtract lines 4d and 5 from line 1 This amount must be distributed in 2009				NONE
7 Amounts treated as distributions out of corpus to satisfy requirements imposed by section 170(b)(1)(F) or 4942(g)(3) (see page 27 of the instructions)	NONE			
8 Excess distributions carryover from 2003 not applied on line 5 or line 7 (see page 27 of the instructions)	NONE			
9 Excess distributions carryover to 2009. Subtract lines 7 and 8 from line 6a	25,970.			
10 Analysis of line 9:				
a Excess from 2004	NONE			
b Excess from 2005	NONE			
c Excess from 2006	NONE			
d Excess from 2007	NONE			
e Excess from 2008	25,970.			

Part XIV Private Operating Foundations (see page 27 of the instructions and Part VII-A, question 9) **NOT APPLICABLE**

1a If the foundation has received a ruling or determination letter that it is a private operating foundation, and the ruling is effective for 2008, enter the date of the ruling

b Check box to indicate whether the foundation is a private operating foundation described in section

4942(j)(3) or

4942(j)(5)

	Tax year	Prior 3 years			(e) Total
	(a) 2008	(b) 2007	(c) 2006	(d) 2005	
2a Enter the lesser of the adjusted net income from Part I or the minimum investment return from Part X for each year listed					
b 85% of line 2a					
c Qualifying distributions from Part XII, line 4 for each year listed					
d Amounts included in line 2c not used directly for active conduct of exempt activities					
e Qualifying distributions made directly for active conduct of exempt activities. Subtract line 2d from line 2c					
3 Complete 3a, b, or c for the alternative test relied upon					
a "Assets" alternative test - enter					
(1) Value of all assets					
(2) Value of assets qualifying under section 4942(j)(3)(B)(i).					
b "Endowment" alternative test - enter 2/3 of minimum investment return shown in Part X, line 6 for each year listed					
c "Support" alternative test - enter					
(1) Total support other than gross investment income (interest, dividends, rents, payments on securities loans (section 512(a)(5)), or royalties).					
(2) Support from general public and 5 or more exempt organizations as provided in section 4942(j)(3)(B)(iii).					
(3) Largest amount of support from an exempt organization					
(4) Gross investment income					

Part XV Supplementary Information (Complete this part only if the foundation had \$5,000 or more in assets at any time during the year - see page 27 of the instructions.)**1 Information Regarding Foundation Managers:**

a List any managers of the foundation who have contributed more than 2% of the total contributions received by the foundation before the close of any tax year (but only if they have contributed more than \$5,000). (See section 507(d)(2).)

SEE ATTACHED DETAIL

b List any managers of the foundation who own 10% or more of the stock of a corporation (or an equally large portion of the ownership of a partnership or other entity) of which the foundation has a 10% or greater interest

SEE ATTACHED DETAIL

2 Information Regarding Contribution, Grant, Gift, Loan, Scholarship, etc., Programs:

Check here ☒ if the foundation only makes contributions to preselected charitable organizations and does not accept unsolicited requests for funds. If the foundation makes gifts, grants, etc. (see page 28 of the instructions) to individuals or organizations under other conditions, complete items 2a, b, c, and d.

a The name, address, and telephone number of the person to whom applications should be addressed:

b The form in which applications should be submitted and information and materials they should include:

c Any submission deadlines:

d Any restrictions or limitations on awards, such as by geographical areas, charitable fields, kinds of institutions, or other factors:

Part XV Supplementary Information (continued)**3 Grants and Contributions Paid During the Year or Approved for Future Payment**

Recipient	If recipient is an individual, show any relationship to any foundation manager or substantial contributor	Foundation status of recipient	Purpose of grant or contribution	Amount
Name and address (home or business)				
a Paid during the year SEE STATEMENT 10				
Total			▶ 3a	48,000.
b Approved for future payment				
Total			▶ 3b	



Part XVII Information Regarding Transfers To and Transactions and Relationships With Noncharitable Exempt Organizations

1	Did the organization directly or indirectly engage in any of the following with any other organization described in section 501(c) of the Code (other than section 501(c)(3) organizations) or in section 527, relating to political organizations?	Yes	No
a	Transfers from the reporting foundation to a noncharitable exempt organization of:		
	(1) Cash	1a(1)	X
	(2) Other assets	1a(2)	X
b	Other transactions		
	(1) Sales of assets to a noncharitable exempt organization	1b(1)	X
	(2) Purchases of assets from a noncharitable exempt organization	1b(2)	X
	(3) Rental of facilities, equipment, or other assets	1b(3)	X
	(4) Reimbursement arrangements	1b(4)	X
	(5) Loans or loan guarantees	1b(5)	X
	(6) Performance of services or membership or fundraising solicitations	1b(6)	X
c	Sharing of facilities, equipment, mailing lists, other assets, or paid employees	1c	X
d	If the answer to any of the above is "Yes," complete the following schedule. Column (b) should always show the fair market value of the goods, other assets, or services given by the reporting foundation. If the foundation received less than fair market value in any transaction or sharing arrangement, show in column (d) the value of the goods, other assets, or services received.		

[illegible]

2a Is the foundation directly or indirectly affiliated with, or related to, one or more tax-exempt organizations described in section 501(c) of the Code (other than section 501(c)(3)) or in section 527? ☐ Yes ☒ No

b If "Yes," complete the following schedule		
(a) Name of organization	(b) Type of organization	(c) Description of relationship

Sign Here	Under penalties of perjury, I declare that I have examined this return, including accompanying schedules and statements, and to the best of my knowledge and belief, it is true, correct, and complete. Declaration of preparer (other than taxpayer or fiduciary) is based on all information of which preparer has any knowledge.			
	 Signature of officer or trustee KATHLEEN D. MAYHEW		Date 11-11-10 Title CO-TRUSTEE	
Paid Preparer's Use Only	Preparer's signature  Firm's name (or yours if self-employed), address, and ZIP code U S BANK P O BOX 3168 PORTLAND, OR 97208		Date 1-7-10 Check if self-employed <input type="checkbox"/>	
	EIN 31-0841368 Phone no 503-275-4327		Preparer's identifying number (See Signature on page 30 of the instructions)	

FORM 990-PF - PART IV
CAPITAL GAINS AND LOSSES FOR TAX ON INVESTMENT INCOME

Kind of Property		Description				P or D	Date acquired	Date sold
Gross sale price less expenses of sale	Depreciation allowed/allowable	Cost or other basis	FMV as of 12/31/69	Adj basis as of 12/31/69	Excess of FMV over adj basis		Gain or (loss)	
		TOTAL LONG-TERM CAPITAL GAIN DIVIDENDS					1,140.	
3,027.00		224.738 AMERICAN CENTY INTL BD FDS PROPERTY TYPE: SECURITIES 3,043.00					04/14/2009	04/16/2009
							-16.00	
789.00		58.712 AMERICAN CENTY INTL BD FDS PROPERTY TYPE: SECURITIES 795.00					04/14/2009	04/27/2009
							-6.00	
1,545.00		113.786 AMERICAN CENTY INTL BD FDS PROPERTY TYPE: SECURITIES 1,538.00					04/01/2009	04/30/2009
							7.00	
2,224.00		162.895 AMERICAN CENTY INTL BD FDS PROPERTY TYPE: SECURITIES 2,203.00					04/01/2009	05/07/2009
							21.00	
4,706.00		327.001 AMERICAN CENTY INTL BD FDS PROPERTY TYPE: SECURITIES 4,422.00					04/01/2009	07/08/2009
							284.00	
4,038.00		275.807 AMERICAN CENTY INTL BD FDS PROPERTY TYPE: SECURITIES 3,729.00					04/01/2009	07/21/2009
							309.00	
7,379.00		487.386 AMERICAN CENTY INTL BD FDS PROPERTY TYPE: SECURITIES 6,656.00					05/28/2009	09/09/2009
							723.00	
5,381.00		362.352 AMERICAN CENTY INTL BD FDS PROPERTY TYPE: SECURITIES 5,147.00					07/13/2009	09/17/2009
							234.00	
8,147.00		544.225 AMERICAN CENTY INTL BD FDS PROPERTY TYPE: SECURITIES 7,926.00					09/25/2009	10/30/2009
							221.00	
3,049.00		622.15 AMERICAN CENTY NEW OPP FD II PROPERTY TYPE: SECURITIES 2,881.00					04/01/2009	04/22/2009
							168.00	

FORM 990-PF - PART IV
CAPITAL GAINS AND LOSSES FOR TAX ON INVESTMENT INCOME

Kind of Property		Description				P or D	Date acquired	Date sold
Gross sale price less expenses of sale	Depreciation allowed/ allowable	Cost or other basis	FMV as of 12/31/69	Adj. basis as of 12/31/69	Excess of FMV over adj basis		Gain or (loss)	
1,521.00		304.878 AMERICAN CENTY NEW OPP FD II PROPERTY TYPE: SECURITIES 1,500.00					04/16/2009 21.00	04/30/2009
109.00		21.014 AMERICAN CENTY NEW OPP FD II PROPERTY TYPE: SECURITIES 97.00					04/01/2009 12.00	07/01/2009
3,650.00		634.722 AMERICAN CENTY NEW OPP FD II PROPERTY TYPE: SECURITIES 3,127.00					05/07/2009 523.00	08/13/2009
1,896.00		312.365 AMERICAN CENTY NEW OPP FD II PROPERTY TYPE: SECURITIES 1,668.00					07/21/2009 228.00	10/23/2009
3,034.00		262.928 AMERICAN CENTY VISTA FUND INSTL PROPERTY TYPE: SECURITIES 2,917.00					04/14/2009 117.00	04/16/2009
3,021.00		265.028 AMERICAN CENTY VISTA FUND INSTL PROPERTY TYPE: SECURITIES 2,994.00					04/22/2009 27.00	04/27/2009
2,778.00		241.961 AMERICAN CENTY VISTA FUND INSTL PROPERTY TYPE: SECURITIES 2,785.00					04/30/2009 -7.00	05/07/2009
1,880.00		156.012 AMERICAN CENTY VISTA FUND INSTL PROPERTY TYPE: SECURITIES 1,713.00					04/01/2009 167.00	07/21/2009
2,959.00		239.803 AMERICAN CENTY VISTA FUND INSTL PROPERTY TYPE: SECURITIES 2,633.00					04/01/2009 326.00	08/19/2009
2,576.00		194.144 AMERICAN CENTY VISTA FUND INSTL PROPERTY TYPE: SECURITIES 2,520.00					09/09/2009 56.00	09/14/2009
3,789.00		282.162 AMERICAN CENTY VISTA FUND INSTL PROPERTY TYPE: SECURITIES 3,786.00					09/17/2009 3.00	09/23/2009

FORM 990-PF - PART IV
CAPITAL GAINS AND LOSSES FOR TAX ON INVESTMENT INCOME

Kind of Property		Description				P or D	Date acquired	Date sold
Gross sale price less expenses of sale	Depreciation allowed/ allowable	Cost or other basis	FMV as of 12/31/69	Adj. basis as of 12/31/69	Excess of FMV over adj basis		Gain or (loss)	
35,007.00		2502.274 BLACKROCK FUNDAMENTAL GROWTH FD PROPERTY TYPE: SECURITIES 42,680.00					01/23/2007 -7,673.00	04/01/2009
1,985.00		278.355 CREDIT SUISSE COMM RET ST CO PROPERTY TYPE: SECURITIES 3,655.00					04/02/2008 -1,670.00	04/01/2009
4,668.00		544.084 CREDIT SUISSE COMM RET ST CO PROPERTY TYPE: SECURITIES 4,244.00					05/07/2009 424.00	08/13/2009
2,181.00		262.724 CREDIT SUISSE COMM RET ST CO PROPERTY TYPE: SECURITIES 2,049.00					05/07/2009 132.00	08/27/2009
4,302.00		510.951 CREDIT SUISSE COMM RET ST CO PROPERTY TYPE: SECURITIES 3,985.00					05/07/2009 317.00	09/17/2009
4,317.00		480.195 CREDIT SUISSE COMM RET ST CO PROPERTY TYPE: SECURITIES 3,574.00					07/13/2009 743.00	10/23/2009
3,793.00		296.133 EATON VANCE LARGE CAP VAL I PROPERTY TYPE: SECURITIES 3,743.00					04/01/2009 50.00	04/22/2009
4,149.00		313.871 EATON VANCE LARGE CAP VAL I PROPERTY TYPE: SECURITIES 4,093.00					04/27/2009 56.00	04/30/2009
2,571.00		194.191 EATON VANCE LARGE CAP VAL I PROPERTY TYPE: SECURITIES 2,455.00					04/01/2009 116.00	07/08/2009
7,325.00		477.513 EATON VANCE LARGE CAP VAL I PROPERTY TYPE: SECURITIES 6,354.00					05/07/2009 971.00	08/13/2009
5,353.00		343.552 EATON VANCE LARGE CAP VAL I PROPERTY TYPE: SECURITIES 4,343.00					04/01/2009 1,010.00	08/21/2009

FORM 990-PF - PART IV
CAPITAL GAINS AND LOSSES FOR TAX ON INVESTMENT INCOME

Kind of Property		Description				P or D	Date acquired	Date sold
Gross sale price less expenses of sale	Depreciation allowed/allowable	Cost or other basis	FMV as of 12/31/69	Adj. basis as of 12/31/69	Excess of FMV over adj basis		Gain or (loss)	
4,354.00		278.392 EATON VANCE LARGE CAP VAL I PROPERTY TYPE: SECURITIES 3,519.00					04/01/2009 835.00	09/09/2009
8,813.00		545.702 EATON VANCE LARGE CAP VAL I PROPERTY TYPE: SECURITIES 8,595.00					09/14/2009 218.00	09/17/2009
6,015.00		382.146 EATON VANCE LARGE CAP VAL I PROPERTY TYPE: SECURITIES 5,950.00					08/27/2009 65.00	09/25/2009
29,397.00		2331.245 EATON VANCE LARGE CAP VALUE CL PROPERTY TYPE: SECURITIES 38,120.00					12/20/2004 -8,723.00	04/01/2009
1,256.00		45.709 AMERICAN EUROPACIFIC GRTH F2 PROPERTY TYPE: SECURITIES 1,200.00					04/01/2009 56.00	04/14/2009
2,900.00		106.426 AMERICAN EUROPACIFIC GRTH F2 PROPERTY TYPE: SECURITIES 2,795.00					04/01/2009 105.00	04/22/2009
3,101.00		109.06 AMERICAN EUROPACIFIC GRTH F2 PROPERTY TYPE: SECURITIES 3,046.00					04/27/2009 55.00	04/30/2009
2,710.00		85.959 AMERICAN EUROPACIFIC GRTH F2 PROPERTY TYPE: SECURITIES 2,531.00					05/07/2009 179.00	05/28/2009
2,268.00		74.816 AMERICAN EUROPACIFIC GRTH F2 PROPERTY TYPE: SECURITIES 2,078.00					04/27/2009 190.00	07/08/2009
2,262.00		68.352 AMERICAN EUROPACIFIC GRTH F2 PROPERTY TYPE: SECURITIES 2,197.00					07/01/2009 65.00	07/21/2009
2,042.00		56.975 AMERICAN EUROPACIFIC GRTH F2 PROPERTY TYPE: SECURITIES 1,980.00					08/19/2009 62.00	08/21/2009

FORM 990-PF - PART IV
CAPITAL GAINS AND LOSSES FOR TAX ON INVESTMENT INCOME

Kind of Property		Description				P or D	Date acquired	Date sold
Gross sale price less expenses of sale	Depreciation allowed/ allowable	Cost or other basis	FMV as of 12/31/69	Adj. basis as of 12/31/69	Excess of FMV over adj basis		Gain or (loss)	
4,903.00		132.827 AMERICAN EUROPACIFIC GRTH F2 PROPERTY TYPE: SECURITIES 4,746.00					08/27/2009 157.00	09/09/2009
3,573.00		93.602 AMERICAN EUROPACIFIC GRTH F2 PROPERTY TYPE: SECURITIES 3,490.00					09/14/2009 83.00	09/17/2009
212.00		5.606 AMERICAN EUROPACIFIC GRTH F2 PROPERTY TYPE: SECURITIES 200.00					08/27/2009 12.00	09/23/2009
5,788.00		156.61 AMERICAN EUROPACIFIC GRTH F2 PROPERTY TYPE: SECURITIES 5,630.00					09/25/2009 158.00	10/30/2009
3,968.00		501.623 FIRST AMERICAN REAL ESTATE SECS PROPERTY TYPE: SECURITIES 9,400.00					08/26/2008 -5,432.00	04/01/2009
5,213.00		659.014 FIRST AMERICAN REAL ESTATE SECS PROPERTY TYPE: SECURITIES 13,332.00					01/03/2005 -8,119.00	04/01/2009
28,275.00		1918.281 FIRST AMERICAN EQUITY INDEX FD PROPERTY TYPE: SECURITIES 42,489.00					01/03/2005 -14,214.00	04/01/2009
5,205.00		556.134 FIRST AMER SHORT TERM BOND FD CL PROPERTY TYPE: SECURITIES 5,175.00					04/16/2009 30.00	04/22/2009
5,647.00		597.545 FIRST AMER SHORT TERM BOND FD CL PROPERTY TYPE: SECURITIES 5,611.00					04/27/2009 36.00	04/30/2009
4,850.00		501.02 FIRST AMER SHORT TERM BOND FD CL PROPERTY TYPE: SECURITIES 4,644.00					04/01/2009 206.00	07/01/2009
1,754.00		180.637 FIRST AMER SHORT TERM BOND FD CL PROPERTY TYPE: SECURITIES 1,675.00					04/01/2009 79.00	07/08/2009

FORM 990-PF - PART IV
CAPITAL GAINS AND LOSSES FOR TAX ON INVESTMENT INCOME

Kind of Property		Description				P or D	Date acquired	Date sold
Gross sale price less expenses of sale	Depreciation allowed/ allowable	Cost or other basis	FMV as of 12/31/69	Adj basis as of 12/31/69	Excess of FMV over adj basis		Gain or (loss)	
9,037.00		918.412 FIRST AMER SHORT TERM BOND FD CL PROPERTY TYPE: SECURITIES 8,561.00					05/07/2009 476.00	08/13/2009
7,472.00		756.278 FIRST AMER SHORT TERM BOND FD CL PROPERTY TYPE: SECURITIES 7,415.00					09/09/2009 57.00	09/14/2009
3,067.00		309.51 FIRST AMER SHORT TERM BOND FD CL PROPERTY TYPE: SECURITIES 3,061.00					09/17/2009 6.00	09/23/2009
3,469.00		348.968 FIRST AMER SHORT TERM BOND FD CL PROPERTY TYPE: SECURITIES 3,458.00					09/25/2009 11.00	10/23/2009
9,916.00		1120.402 FIRST AMER INTERMD TERM BD FD C PROPERTY TYPE: SECURITIES 9,838.00					04/14/2009 78.00	04/16/2009
12,807.00		1435.792 FIRST AMER INTERMD TERM BD FD C PROPERTY TYPE: SECURITIES 12,694.00					04/22/2009 113.00	04/27/2009
10,570.00		1162.838 FIRST AMER INTERMD TERM BD FD C PROPERTY TYPE: SECURITIES 10,365.00					04/30/2009 205.00	05/07/2009
7,039.00		745.64 FIRST AMER INTERMD TERM BD FD CL PROPERTY TYPE: SECURITIES 6,487.00					04/01/2009 552.00	07/01/2009
4,035.00		423.872 FIRST AMER INTERMD TERM BD FD CL PROPERTY TYPE: SECURITIES 3,688.00					04/01/2009 347.00	07/08/2009
16,260.00		1659.189 FIRST AMER INTERMD TERM BD FD C PROPERTY TYPE: SECURITIES 14,435.00					04/01/2009 1,825.00	08/13/2009
13,307.00		1352.316 FIRST AMER INTERMD TERM BD FD C PROPERTY TYPE: SECURITIES 11,860.00					05/28/2009 1,447.00	08/27/2009

FORM 990-PF - PART IV
CAPITAL GAINS AND LOSSES FOR TAX ON INVESTMENT INCOME

Kind of Property		Description				P or D	Date acquired	Date sold
Gross sale price less expenses of sale	Depreciation allowed/allowable	Cost or other basis	FMV as of 12/31/69	Adj. basis as of 12/31/69	Excess of FMV over adj basis		Gain or (loss)	
6,331.00		637.525 FIRST AMER INTERMD TERM BD FD CL PROPERTY TYPE: SECURITIES 6,292.00					09/09/2009 39.00	09/14/2009
13,733.00		1373.296 FIRST AMER INTERMD TERM BD FD C PROPERTY TYPE: SECURITIES 13,678.00					09/17/2009 55.00	09/23/2009
8,213.00		819.703 FIRST AMER INTERMD TERM BD FD CL PROPERTY TYPE: SECURITIES 8,205.00					09/25/2009 8.00	10/23/2009
5,599.00		622.091 FIRST AMER CORE BOND FD CL Y PROPERTY TYPE: SECURITIES 6,831.00					04/02/2008 -1,232.00	04/01/2009
104,279.00		11586.572 FIRST AMER CORE BOND FD CL Y PROPERTY TYPE: SECURITIES 126,400.00					10/11/2006 -22,121.00	04/01/2009
4,643.00		478.66 FIRST AMER CORE BOND FD CL Y PROPERTY TYPE: SECURITIES 5,256.00					04/02/2008 -613.00	05/28/2009
5,615.00		559.27 FIRST AMER CORE BOND FD CL Y PROPERTY TYPE: SECURITIES 6,141.00					04/02/2008 -526.00	07/01/2009
2,995.00		296.28 FIRST AMER CORE BOND FD CL Y PROPERTY TYPE: SECURITIES 3,253.00					04/02/2008 -258.00	07/08/2009
4,507.00		444.911 FIRST AMER CORE BOND FD CL Y PROPERTY TYPE: SECURITIES 4,885.00					04/02/2008 -378.00	07/13/2009
340.00		32.16 FIRST AMER CORE BOND FD CL Y PROPERTY TYPE: SECURITIES 353.00					04/02/2008 -13.00	08/13/2009
5,861.00		556.054 FIRST AMER CORE BOND FD CL Y PROPERTY TYPE: SECURITIES 6,105.00					04/02/2008 -244.00	08/19/2009

FORM 990-PF - PART IV
CAPITAL GAINS AND LOSSES FOR TAX ON INVESTMENT INCOME

Kind of Property		Description				P or D	Date acquired	Date sold
Gross sale price less expenses of sale	Depreciation allowed/ allowable	Cost or other basis	FMV as of 12/31/69	Adj basis as of 12/31/69	Excess of FMV over adj basis		Gain or (loss)	
6,269.00		591.937 FIRST AMER CORE BOND FD CL Y PROPERTY TYPE: SECURITIES 6,499.00					04/02/2008 -230.00	08/27/2009
7,553.00		690.442 FIRST AMER CORE BOND FD CL Y PROPERTY TYPE: SECURITIES 7,526.00					10/23/2009 27.00	10/30/2009
4,624.00		488.321 FIRST AMER INFLATION PRO SEC CL PROPERTY TYPE: SECURITIES 4,965.00					01/03/2005 -341.00	04/01/2009
19,474.00		2542.292 FIRST AMER LARGE CAP SELECT FD PROPERTY TYPE: SECURITIES 33,673.00					01/03/2005 -14,199.00	04/01/2009
1,889.00		276.998 FIRST AMER HIGH INCOME BOND FD C PROPERTY TYPE: SECURITIES 1,828.00					04/30/2009 61.00	05/07/2009
4,237.00		550.295 FIRST AMER HIGH INCOME BOND FD C PROPERTY TYPE: SECURITIES 3,632.00					04/30/2009 605.00	08/13/2009
3,145.00		410.54 FIRST AMER HIGH INCOME BOND FD CL PROPERTY TYPE: SECURITIES 2,710.00					04/30/2009 435.00	08/21/2009
4,299.00		554.667 FIRST AMER HIGH INCOME BOND FD C PROPERTY TYPE: SECURITIES 3,747.00					05/28/2009 552.00	09/09/2009
4,756.00		596.698 FIRST AMER HIGH INCOME BOND FD C PROPERTY TYPE: SECURITIES 4,684.00					09/14/2009 72.00	09/17/2009
6,133.00		760.004 FIRST AMER HIGH INCOME BOND FD C PROPERTY TYPE: SECURITIES 6,100.00					09/23/2009 33.00	09/25/2009
6,827.00		838.713 FIRST AMER HIGH INCOME BOND FD C PROPERTY TYPE: SECURITIES 6,445.00					08/27/2009 382.00	10/30/2009

FORM 990-PF - PART IV
CAPITAL GAINS AND LOSSES FOR TAX ON INVESTMENT INCOME

Kind of Property		Description				P or D	Date acquired	Date sold
Gross sale price less expenses of sale	Depreciation allowed/allowable	Cost or other basis	FMV as of 12/31/69	Adj basis as of 12/31/69	Excess of FMV over adj basis		Gain or (loss)	
5,226.00		734.989 FIRST AMER MID CAP INDEX FD CL Y PROPERTY TYPE: SECURITIES 8,988.00					12/20/2004 -3,762.00	04/01/2009
2,016.00		283.543 FIRST AMER MID CAP INDEX FD CL Y PROPERTY TYPE: SECURITIES 3,649.00					12/03/2004 -1,633.00	04/01/2009
1,491.00		155.843 FIRST AMER MID CAP INDEX FD CL Y PROPERTY TYPE: SECURITIES 1,273.00					05/28/2009 218.00	08/27/2009
4,651.00		467.877 FIRST AMER MID CAP INDEX FD CL Y PROPERTY TYPE: SECURITIES 4,467.00					09/09/2009 184.00	09/14/2009
4,539.00		451.639 FIRST AMER MID CAP INDEX FD CL Y PROPERTY TYPE: SECURITIES 4,571.00					09/17/2009 -32.00	09/23/2009
4,386.00		555.135 FIRST AMER SMALL CAP SELECT FD C PROPERTY TYPE: SECURITIES 8,519.00					01/23/2007 -4,133.00	04/01/2009
1,828.00		87.697 AMERICAN GRW FD OF AMER F2 PROPERTY TYPE: SECURITIES 1,752.00					04/01/2009 76.00	04/14/2009
3,964.00		190.103 AMERICAN GRW FD OF AMER F2 PROPERTY TYPE: SECURITIES 3,798.00					04/01/2009 166.00	04/22/2009
4,114.00		190.661 AMERICAN GRW FD OF AMER F2 PROPERTY TYPE: SECURITIES 4,051.00					04/27/2009 63.00	04/30/2009
3,144.00		138.748 AMERICAN GRW FD OF AMER F2 PROPERTY TYPE: SECURITIES 3,093.00					05/07/2009 51.00	05/28/2009
2,832.00		128.67 AMERICAN GRW FD OF AMER F2 PROPERTY TYPE: SECURITIES 2,728.00					04/27/2009 104.00	07/08/2009

FORM 990-PF - PART IV
CAPITAL GAINS AND LOSSES FOR TAX ON INVESTMENT INCOME

Kind of Property		Description				P or D	Date acquired	Date sold
Gross sale price less expenses of sale	Depreciation allowed/ allowable	Cost or other basis	FMV as of 12/31/69	Adj. basis as of 12/31/69	Excess of FMV over adj basis		Gain or (loss)	
4,745.00		199.354 AMERICAN GRW FD OF AMER F2 PROPERTY TYPE: SECURITIES 4,589.00					07/13/2009 156.00	07/21/2009
8,054.00		319.584 AMERICAN GRW FD OF AMER F2 PROPERTY TYPE: SECURITIES 7,861.00					08/19/2009 193.00	08/21/2009
8,652.00		339.292 AMERICAN GRW FD OF AMER F2 PROPERTY TYPE: SECURITIES 8,550.00					08/27/2009 102.00	09/09/2009
8,951.00		340.742 AMERICAN GRW FD OF AMER F2 PROPERTY TYPE: SECURITIES 8,805.00					09/14/2009 146.00	09/17/2009
8,582.00		333.812 AMERICAN GRW FD OF AMER F2 PROPERTY TYPE: SECURITIES 7,149.00					08/27/2009 1,433.00	09/25/2009
1,798.00		64. ISHARES MSCI EMERGING MKTS E T F PROPERTY TYPE: SECURITIES 1,642.00					04/01/2009 156.00	04/16/2009
1,511.00		56. ISHARES MSCI EMERGING MKTS E T F PROPERTY TYPE: SECURITIES 1,542.00					04/22/2009 -31.00	04/27/2009
1,538.00		54. ISHARES MSCI EMERGING MKTS E T F PROPERTY TYPE: SECURITIES 1,487.00					04/22/2009 51.00	04/30/2009
1,869.00		50. ISHARES MSCI EMERGING MKTS E T F PROPERTY TYPE: SECURITIES 1,807.00					08/27/2009 62.00	09/09/2009
2,355.00		63. ISHARES MSCI EMERGING MKTS E T F PROPERTY TYPE: SECURITIES 2,085.00					07/01/2009 270.00	10/30/2009
1,541.00		53.653 NEUBERGER BERMAN GENESIS INSTL FD PROPERTY TYPE: SECURITIES 1,453.00					04/01/2009 88.00	04/16/2009

FORM 990-PF - PART IV
CAPITAL GAINS AND LOSSES FOR TAX ON INVESTMENT INCOME

Kind of Property		Description				P or D	Date acquired	Date sold
Gross sale price less expenses of sale	Depreciation allowed/ allowable	Cost or other basis	FMV as of 12/31/69	Adj. basis as of 12/31/69	Excess of FMV over adj basis		Gain or (loss)	
3,034.00		105.828 NEUBERGER BERMAN GENESIS INSTL F PROPERTY TYPE: SECURITIES 3,002.00					04/22/2009 32.00	04/27/2009
3,277.00		107.845 NEUBERGER BERMAN GENESIS INSTL F PROPERTY TYPE: SECURITIES 3,164.00					04/30/2009 113.00	05/07/2009
1,603.00		53.345 NEUBERGER BERMAN GENESIS INSTL FD PROPERTY TYPE: SECURITIES 1,445.00					04/01/2009 158.00	07/13/2009
3,376.00		101.088 NEUBERGER BERMAN GENESIS INSTL F PROPERTY TYPE: SECURITIES 2,738.00					04/01/2009 638.00	08/19/2009
232.00		6.783 NEUBERGER BERMAN GENESIS INSTL FD PROPERTY TYPE: SECURITIES 194.00					05/28/2009 38.00	08/27/2009
2,533.00		72.108 NEUBERGER BERMAN GENESIS INSTL FD PROPERTY TYPE: SECURITIES 2,483.00					08/21/2009 50.00	09/14/2009
2,074.00		59.584 NEUBERGER BERMAN GENESIS INSTL FD PROPERTY TYPE: SECURITIES 2,033.00					08/21/2009 41.00	09/25/2009
3,359.00		97.04 NEUBERGER BERMAN GENESIS INSTL FD PROPERTY TYPE: SECURITIES 3,057.00					08/13/2009 302.00	10/30/2009
1,802.00		66.466 PIONEER FUND CL Y PROPERTY TYPE: SECURITIES 1,735.00					04/01/2009 67.00	04/14/2009
4,889.00		177.585 PIONEER FUND CL Y PROPERTY TYPE: SECURITIES 4,745.00					04/22/2009 144.00	04/27/2009
3,598.00		124.494 PIONEER FUND CL Y PROPERTY TYPE: SECURITIES 3,492.00					04/30/2009 106.00	05/07/2009

FORM 990-PF - PART IV
CAPITAL GAINS AND LOSSES FOR TAX ON INVESTMENT INCOME

Kind of Property		Description				P or D	Date acquired	Date sold
Gross sale price less expenses of sale	Depreciation allowed/ allowable	Cost or other basis	FMV as of 12/31/69	Adj. basis as of 12/31/69	Excess of FMV over adj basis		Gain or (loss)	
2,670.00		90.061 PIONEER FUND CL Y PROPERTY TYPE: SECURITIES 2,351.00					04/01/2009 319.00	07/01/2009
3,631.00		126.154 PIONEER FUND CL Y PROPERTY TYPE: SECURITIES 3,294.00					04/01/2009 337.00	07/13/2009
7,807.00		241.763 PIONEER FUND CL Y PROPERTY TYPE: SECURITIES 6,445.00					04/30/2009 1,362.00	08/13/2009
1,958.00		60.048 PIONEER FUND CL Y PROPERTY TYPE: SECURITIES 1,568.00					04/01/2009 390.00	08/21/2009
4,380.00		133.646 PIONEER FUND CL Y PROPERTY TYPE: SECURITIES 3,856.00					05/28/2009 524.00	08/27/2009
8,878.00		262.655 PIONEER FUND CL Y PROPERTY TYPE: SECURITIES 8,698.00					09/14/2009 180.00	09/17/2009
9,482.00		285.604 PIONEER FUND CL Y PROPERTY TYPE: SECURITIES 9,183.00					08/19/2009 299.00	10/30/2009
1,677.00		188.218 T ROWE PRICE INTL GR&INC FD PROPERTY TYPE: SECURITIES 1,557.00					04/01/2009 120.00	04/16/2009
3,182.00		357.946 T ROWE PRICE INTL GR&INC FD PROPERTY TYPE: SECURITIES 3,098.00					04/22/2009 84.00	04/27/2009
3,573.00		369.455 T ROWE PRICE INTL GR&INC FD PROPERTY TYPE: SECURITIES 3,347.00					04/30/2009 226.00	05/07/2009
2,557.00		246.113 T ROWE PRICE INTL GR&INC FD PROPERTY TYPE: SECURITIES 2,035.00					04/01/2009 522.00	07/01/2009

FORM 990-PF - PART IV
CAPITAL GAINS AND LOSSES FOR TAX ON INVESTMENT INCOME

Kind of Property		Description				P or D	Date acquired	Date sold
Gross sale price less expenses of sale	Depreciation allowed/ allowable	Cost or other basis	FMV as of 12/31/69	Adj. basis as of 12/31/69	Excess of FMV over adj basis		Gain or (loss)	
2,501.00		250.633 T ROWE PRICE INTL GR&INC FD PROPERTY TYPE: SECURITIES 2,073.00					04/01/2009 428.00	07/13/2009
2,746.00		230.526 T ROWE PRICE INTL GR&INC FD PROPERTY TYPE: SECURITIES 2,335.00					05/28/2009 411.00	08/27/2009
5,920.00		465.028 T ROWE PRICE INTL GR&INC FD PROPERTY TYPE: SECURITIES 4,707.00					07/21/2009 1,213.00	10/23/2009
1,580.00		74.252 T ROWE PRICE SM CAP VAL PROPERTY TYPE: SECURITIES 1,499.00					04/01/2009 81.00	04/14/2009
1,619.00		73.239 T ROWE PRICE SM CAP VAL PROPERTY TYPE: SECURITIES 1,479.00					04/01/2009 140.00	04/22/2009
2,532.00		109.703 T ROWE PRICE SM CAP VAL PROPERTY TYPE: SECURITIES 2,431.00					04/27/2009 101.00	04/30/2009
3,831.00		140.108 T ROWE PRICE SM CAP VAL PROPERTY TYPE: SECURITIES 3,275.00					05/07/2009 556.00	08/13/2009
1,793.00		64.65 T ROWE PRICE SM CAP VAL PROPERTY TYPE: SECURITIES 1,426.00					04/27/2009 367.00	08/27/2009
1,656.00		116.131 ROWE T PRICE MID-CAP VALUE FD IN PROPERTY TYPE: SECURITIES 1,560.00					04/01/2009 96.00	04/14/2009
3,143.00		210.537 ROWE T PRICE MID-CAP VALUE FD IN PROPERTY TYPE: SECURITIES 3,072.00					04/22/2009 71.00	04/27/2009
1,252.00		78.073 ROWE T PRICE MID-CAP VALUE FD INC PROPERTY TYPE: SECURITIES 1,202.00					04/30/2009 50.00	05/07/2009

FORM 990-PF - PART IV
CAPITAL GAINS AND LOSSES FOR TAX ON INVESTMENT INCOME

Kind of Property		Description				P or D	Date acquired	Date sold
Gross sale price less expenses of sale	Depreciation allowed/ allowable	Cost or other basis	FMV as of 12/31/69	Adj basis as of 12/31/69	Excess of FMV over adj basis		Gain or (loss)	
1,608.00		97.668 ROWE T PRICE MID-CAP VALUE FD INC PROPERTY TYPE: SECURITIES 1,312.00					04/01/2009 296.00	07/01/2009
3,305.00		208.906 ROWE T PRICE MID-CAP VALUE FD IN PROPERTY TYPE: SECURITIES 2,806.00					04/01/2009 499.00	07/13/2009
481.00		25.533 ROWE T PRICE MID-CAP VALUE FD INC PROPERTY TYPE: SECURITIES 390.00					04/30/2009 91.00	08/21/2009
2,456.00		130.04 ROWE T PRICE MID-CAP VALUE FD INC PROPERTY TYPE: SECURITIES 2,068.00					05/28/2009 388.00	08/27/2009
4,536.00		225.449 ROWE T PRICE MID-CAP VALUE FD IN PROPERTY TYPE: SECURITIES 4,397.00					09/14/2009 139.00	09/17/2009
4,407.00		219.041 ROWE T PRICE MID-CAP VALUE FD IN PROPERTY TYPE: SECURITIES 4,338.00					09/25/2009 69.00	10/23/2009
3,282.00		39. SPDR S&P 500 ETF TRUST PROPERTY TYPE: SECURITIES 3,152.00					04/01/2009 130.00	04/14/2009
7,962.00		93. SPDR S&P 500 ETF TRUST PROPERTY TYPE: SECURITIES 7,517.00					04/01/2009 445.00	04/22/2009
8,046.00		92. SPDR S&P 500 ETF TRUST PROPERTY TYPE: SECURITIES 7,740.00					04/16/2009 306.00	04/30/2009
4,265.00		47. SPDR S&P 500 ETF TRUST PROPERTY TYPE: SECURITIES 4,038.00					04/27/2009 227.00	05/28/2009
5,428.00		62. SPDR S&P 500 ETF TRUST PROPERTY TYPE: SECURITIES 5,326.00					04/27/2009 102.00	07/08/2009

FORM 990-PF - PART IV
CAPITAL GAINS AND LOSSES FOR TAX ON INVESTMENT INCOME

Kind of Property		Description				P or D	Date acquired	Date sold
Gross sale price less expenses of sale	Depreciation allowed/ allowable	Cost or other basis	FMV as of 12/31/69	Adj. basis as of 12/31/69	Excess of FMV over adj basis		Gain or (loss)	
11,827.00		125. SPDR S&P 500 ETF TRUST PROPERTY TYPE: SECURITIES 11,538.00					07/01/2009 289.00	07/21/2009
12,207.00		122. SPDR S&P 500 ETF TRUST PROPERTY TYPE: SECURITIES 10,709.00					07/13/2009 1,498.00	08/19/2009
11,319.00		108. SPDR S&P 500 ETF TRUST PROPERTY TYPE: SECURITIES 11,148.00					09/09/2009 171.00	09/14/2009
16,187.00		151. SPDR S&P 500 ETF TRUST PROPERTY TYPE: SECURITIES 16,140.00					09/17/2009 47.00	09/23/2009
17,275.00		160. SPDR S&P 500 ETF TRUST PROPERTY TYPE: SECURITIES 16,712.00					09/25/2009 563.00	10/23/2009
22,600.00		2231.036 LAUDUS INTL MRKTMASERS INV FUN PROPERTY TYPE: SECURITIES 45,000.00					04/02/2008 -22,400.00	04/01/2009
6,319.00		623.8 LAUDUS INTL MRKTMASERS INV FUND PROPERTY TYPE: SECURITIES 13,000.00					01/23/2007 -6,681.00	04/01/2009
3,604.00		153.739 SCOUT INTERNATIONAL FUND PROPERTY TYPE: SECURITIES 3,033.00					04/01/2009 571.00	07/01/2009
3,197.00		141.352 SCOUT INTERNATIONAL FUND PROPERTY TYPE: SECURITIES 2,789.00					04/01/2009 408.00	07/13/2009
9,478.00		342.784 SCOUT INTERNATIONAL FUND PROPERTY TYPE: SECURITIES 7,239.00					05/07/2009 2,239.00	09/14/2009
337.00		11.931 SCOUT INTERNATIONAL FUND PROPERTY TYPE: SECURITIES 235.00					04/01/2009 102.00	09/23/2009

FORM 990-PF - PART IV
CAPITAL GAINS AND LOSSES FOR TAX ON INVESTMENT INCOME

Kind of Property		Description				P or D	Date acquired	Date sold
Gross sale price less expenses of sale	Depreciation allowed/ allowable	Cost or other basis	FMV as of 12/31/69	Adj basis as of 12/31/69	Excess of FMV over adj basis		Gain or (loss)	
6,329.00		219.62 SCOUT INTERNATIONAL FUND PROPERTY TYPE: SECURITIES 5,021.00					07/21/2009	10/23/2009
							1,308.00	
3,109.00		333.584 TEMPLETON INSTL FD EMERGING MKT PROPERTY TYPE: SECURITIES 2,909.00					04/14/2009	04/16/2009
							200.00	
3,081.00		343.119 TEMPLETON INSTL FD EMERGING MKT PROPERTY TYPE: SECURITIES 3,057.00					04/22/2009	04/27/2009
							24.00	
1,602.00		158.495 TEMPLETON INSTL FD EMERGING MKT PROPERTY TYPE: SECURITIES 1,490.00					04/30/2009	05/07/2009
							112.00	
2,558.00		231.311 TEMPLETON INSTL FD EMERGING MKT PROPERTY TYPE: SECURITIES 1,945.00					04/01/2009	07/01/2009
							613.00	
2,220.00		177.996 TEMPLETON INSTL FD EMERGING MKT PROPERTY TYPE: SECURITIES 1,669.00					04/30/2009	08/13/2009
							551.00	
3,296.00		258.108 TEMPLETON INSTL FD EMERGING MKT PROPERTY TYPE: SECURITIES 2,171.00					04/01/2009	09/09/2009
							1,125.00	
3,729.00		279.35 TEMPLETON INSTL FD EMERGING MKT # PROPERTY TYPE: SECURITIES 3,685.00					09/17/2009	09/23/2009
							44.00	
546.00		37.948 TEMPLETON INSTL FD EMERGING MKT # PROPERTY TYPE: SECURITIES 471.00					08/27/2009	10/23/2009
							75.00	
1,612.00		78.395 UMB SCOUT PROPERTY TYPE: SECURITIES 1,547.00					04/01/2009	04/14/2009
							65.00	
3,171.00		155.521 UMB SCOUT PROPERTY TYPE: SECURITIES 3,068.00					04/01/2009	04/22/2009
							103.00	

**FORM 990-PF - PART IV
CAPITAL GAINS AND LOSSES FOR TAX ON INVESTMENT INCOME**

Kind of Property		Description				P or D	Date acquired	Date sold
Gross sale price less expenses of sale	Depreciation allowed/ allowable	Cost or other basis	FMV as of 12/31/69	Adj basis as of 12/31/69	Excess of FMV over adj basis		Gain or (loss)	
3,172.00		150.07 UMB SCOUT PROPERTY TYPE: SECURITIES 3,141.00					04/27/2009 31.00	04/30/2009
TOTAL GAIN(LOSS)							----- -80,388. =====	

FORM 990PF, PART I - TAXES

=====

DESCRIPTION -----	REVENUE AND EXPENSES PER BOOKS -----
EXCISE TAX	88.
ESTIMATES	372.

TOTALS	460.
	=====

FORM 990PF, PART I - OTHER EXPENSES
=====

REVENUE
AND
EXPENSES
PER BOOKS

CHARITABLE
PURPOSES

DESCRIPTION

STATE FILING FEE
SALES FEE

10.
498.

10.
498.

TOTALS

508.

508.

=====

=====

LITTLE RED HEN FDN AGY K D MAYHEW C/O US BANK

91-6556124

FORM 990PF, PART II - CORPORATE STOCK

=====

DESCRIPTION	BEGINNING BOOK VALUE	ENDING BOOK VALUE	ENDING FMV
-----	-----	-----	---
BLACKROCK FUNDAMENTAL FROWTH F	42,680.		
CREDIT SUISSE COMM RET ST	3,655.	10,985.	11,560.
EATON VANCE LARGE CAP	38,120.	16,385.	17,170.
FAM INFLATION PRO	4,966.		
FAM EQUITY INDEX	42,489.		
FAM LARGE CAP SELECT	33,673.		
FAM MID CAP INDEX	23,843.	11,372.	8,420.
FAM REAL ESTATE	22,768.		
FAM SMALL CAP SELECT	8,519.		
LAUDUS INTL MKRTMASTERS	58,000.		
AMERICAN CENTY NEW OPP		2,619.	2,572.
AMERICAN CENTY VISTA FUND		7,814.	7,971.
AMERICAN EUROPAICF GRTH #2		8,861.	10,103.
AMERICAN GRW FD OF AMER F2		15,433.	17,086.
ISHARES MSCI EMERGING MKTS ETF		5,570.	6,512.
NEUBERGER BERMAN GENESIS INSTL		5,775.	5,551.
PIONEER FUND		15,256.	16,231.
ROWE T PRICE MID-CAP VALUE		7,177.	8,277.
SCOUT INTERNATIONAL FUND		25,552.	25,752.
SPDR GOLD TRUST		1,608.	1,845.
SPDR TRUST SERIES 1		29,743.	34,589.
T ROWE PRICE INTL GR&INC FD		10,284.	10,553.
T ROWE PRICE SM CAP VAL		5,352.	5,191.
TEMPLETON INSTL FDS INC		9,020.	10,957.
	-----	-----	-----
TOTALS	278,713.	188,806.	200,340.
	=====	=====	=====

LITTLE RED HEN FDN AGY K D MAYHEW C/O US BANK

91-6556124

FORM 990PF, PART II - CORPORATE BONDS

=====

DESCRIPTION	BEGINNING BOOK VALUE	ENDING BOOK VALUE	ENDING FMV
-----	-----	-----	---
FAM CORE BOND FUND	197,100.	31,377.	31,262.
AMERICAN CENTY INTL BD FD		21,605.	22,147.
FAM HIGH INCOME BOND		10,574.	11,074.
FAM INTERMEDIATE TERM BOND		25,842.	27,049.
FAM SHORT TERM BOND FUND		5,254.	5,611.
	-----	-----	---
TOTALS	197,100.	94,652.	97,143.
	=====	=====	=====

FORM 990PF, PART III - OTHER DECREASES IN NET WORTH OR FUND BALANCES
=====

DESCRIPTION -----	AMOUNT -----
ADJUSTMENT ON SALES	43,511.

TOTAL	43,511.
	=====

STATE(S) WHERE THE FOUNDATION IS REGISTERED
=====

CA

FORM 990PF, PART VIII - LIST OF OFFICERS, DIRECTORS, AND TRUSTEES

=====

OFFICER NAME:

US BANK

ADDRESS:

PO BOX 3168

PORTLAND, OR 97208

TITLE:

AGENT

AVERAGE HOURS PER WEEK DEVOTED TO POSITION: 1

COMPENSATION 5,264.

OFFICER NAME:

KATHLEEN D MAYHEW

ADDRESS:

3160 HICKS ROAD

SEBASTOPOL, CA 95472

TITLE:

CO-TRUSTEE

AVERAGE HOURS PER WEEK DEVOTED TO POSITION: 1

OFFICER NAME:

JANET COLLEEN ETHERIDGE SMITH

ADDRESS:

910 BILLIE JEAN STREET

SANTA ROSA, CA 93402

TITLE:

CO-TRUSTEE

AVERAGE HOURS PER WEEK DEVOTED TO POSITION: 1

OFFICER NAME:

KARI KATHLEEN ETHRIDGE TERAN

ADDRESS:

707 MONROE STREET

SANTA ROSA, CA 93404

TITLE:

CO-TRUSTEE

AVERAGE HOURS PER WEEK DEVOTED TO POSITION: 1

TOTAL COMPENSATION:

5,264.

=====

AVERAGE MONTHLY FMV - 990PF, PART X, LINES 1a-1c

=====

MONTH	LINE 1a-FMV SECURITIES	LINE 1b-FMV CASH BALANCES	LINE 1c-FMV OTHER ASSETS
-----	-----	-----	-----
JANUARY	344,584.	18,151.	
FEBRUARY	323,209.	18,881.	
MARCH	334,650.	19,652.	
APRIL	299,530.	73,084.	
MAY	323,357.	67,119.	
JUNE	320,124.	66,587.	
JULY	335,888.	70,922.	
AUGUST	344,195.	70,506.	
SEPTEMBER	363,889.	64,982.	
OCTOBER	297,483.	64,779.	
NOVEMBER	352,296.	13,283.	
DECEMBER	360,328.	17,415.	
	-----	-----	-----
TOTAL	3,999,533.	565,361.	
	=====	=====	=====
AVERAGE FMV	333,294.	47,113.	
	=====	=====	=====

RECIPIENT NAME:
INTER-CHURCH FOOD PANTRY
ADDRESS:
PO BOX 579
SEBASTOPOL, CA 95473
RELATIONSHIP:
NONE
PURPOSE OF GRANT:
GENERAL SUPPORT
FOUNDATION STATUS OF RECIPIENT:
PUBLIC
AMOUNT OF GRANT PAID 15,000.

RECIPIENT NAME:
PETALUMA PHOENIX CENTER
ADDRESS:
PO BOX 2160
PETALUMA, CA 94953
RELATIONSHIP:
NONE
PURPOSE OF GRANT:
GENERAL SUPPORT
FOUNDATION STATUS OF RECIPIENT:
PUBLIC
AMOUNT OF GRANT PAID 5,000.

RECIPIENT NAME:
PROJECT AMIGO
ADDRESS:
708 GRAVENSTEIN HWY N
SEBASTOPOL, CA 95472
RELATIONSHIP:
NONE
PURPOSE OF GRANT:
GENERAL FINANCIAL SUPPORT
FOUNDATION STATUS OF RECIPIENT:
PUBLIC
AMOUNT OF GRANT PAID 4,000.

RECIPIENT NAME:
ROCK N ROLL CAMP FOR GIRLS
ADDRESS:
PO BOX 11324
PORTLAND, OR 97211
RELATIONSHIP:
NONE
PURPOSE OF GRANT:
GENERAL SUPPORT
FOUNDATION STATUS OF RECIPIENT:
PUBLIC
AMOUNT OF GRANT PAID 9,500.

RECIPIENT NAME:
SOUTHWEST COMMUNITY
HEALTH CENTER
ADDRESS:
751 LOMBARDI COURT STE B
SANTA ROSA, CA 95407
RELATIONSHIP:
NONE
PURPOSE OF GRANT:
GENERAL SUPPORT
FOUNDATION STATUS OF RECIPIENT:
PUBLIC
AMOUNT OF GRANT PAID 10,000.

RECIPIENT NAME:
WORK OF ART
ADDRESS:
1515 SE 37TH
PORTLAND, OR 97214
RELATIONSHIP:
NONE
PURPOSE OF GRANT:
GENERAL SUPPORT
FOUNDATION STATUS OF RECIPIENT:
PUBLIC
AMOUNT OF GRANT PAID 4,500.

TOTAL GRANTS PAID: 48,000.
=====

SCHEDULE D
(Form 1041)

Department of the Treasury
Internal Revenue Service

Capital Gains and Losses

► **Attach to Form 1041, Form 5227, or Form 990-T. See the separate instructions for Form 1041 (also for Form 5227 or Form 990-T, if applicable).**

OMB No 1545-0092

2008

Name of estate or trust

LITTLE RED HEN FDN AGY K D MAYHEW C/O US BANK

Employer identification number

91-6556124

Note: Form 5227 filers need to complete *only* Parts I and II

Part I Short-Term Capital Gains and Losses - Assets Held One Year or Less

(a) Description of property (Example 100 shares 7% preferred of "Z" Co)	(b) Date acquired (mo, day, yr)	(c) Date sold (mo, day, yr)	(d) Sales price	(e) Cost or other basis (see page 4 of the instructions)	(f) Gain or (loss) for the entire year Subtract (e) from (d)
1a					

b Enter the short-term gain or (loss), if any, from Schedule D-1, line 1b	1b	12,333.
2 Short-term capital gain or (loss) from Forms 4684, 6252, 6781, and 8824	2	
3 Net short-term gain or (loss) from partnerships, S corporations, and other estates or trusts	3	
4 Short-term capital loss carryover. Enter the amount, if any, from line 9 of the 2007 Capital Loss Carryover Worksheet	4	()
5 Net short-term gain or (loss). Combine lines 1a through 4 in column (f). Enter here and on line 13, column (3) on the back	5	12,333.

Part II Long-Term Capital Gains and Losses - Assets Held More Than One Year

(a) Description of property (Example 100 shares 7% preferred of "Z" Co)	(b) Date acquired (mo, day, yr)	(c) Date sold (mo, day, yr)	(d) Sales price	(e) Cost or other basis (see page 4 of the instructions)	(f) Gain or (loss) for the entire year Subtract (e) from (d)
6a					
LONG-TERM CAPITAL GAIN DIVIDENDS		STMT 1			1,140.

b Enter the long-term gain or (loss), if any, from Schedule D-1, line 6b	6b	-93,861.
7 Long-term capital gain or (loss) from Forms 2439, 4684, 6252, 6781, and 8824	7	
8 Net long-term gain or (loss) from partnerships, S corporations, and other estates or trusts	8	
9 Capital gain distributions	9	
10 Gain from Form 4797, Part I	10	
11 Long-term capital loss carryover. Enter the amount, if any, from line 14 of the 2007 Capital Loss Carryover Worksheet	11	()
12 Net long-term gain or (loss). Combine lines 6a through 11 in column (f). Enter here and on line 14a, column (3) on the back	12	-92,721.

For Paperwork Reduction Act Notice, see the Instructions for Form 1041.

Schedule D (Form 1041) 2008

Part III Summary of Parts I and II**Caution:** Read the instructions before completing this part.

	(1) Beneficiaries' (see page 5)	(2) Estate's or trust's	(3) Total
13 Net short-term gain or (loss)	13		12,333.
14 Net long-term gain or (loss):			
a Total for year	14a		-92,721.
b Unrecaptured section 1250 gain (see line 18 of the wrksht.)	14b		
c 28% rate gain	14c		
15 Total net gain or (loss). Combine lines 13 and 14a	15		-80,388.

Note: If line 15, column (3), is a net gain, enter the gain on Form 1041, line 4 (or Form 990-T, Part I, line 4a). If lines 14a and 15, column (2), are net gains, go to Part V, and do not complete Part IV. If line 15, column (3), is a net loss, complete Part IV and the **Capital Loss Carryover Worksheet**, as necessary.

Part IV Capital Loss Limitation

16 Enter here and enter as a (loss) on Form 1041, line 4 (or Form 990-T, Part I, line 4c, if a trust), the smaller of:	16	(3,000)
a The loss on line 15, column (3) or b \$3,000		

Note: If the loss on line 15, column (3), is more than \$3,000, or if Form 1041, page 1, line 22 (or Form 990-T, line 34), is a loss, complete the **Capital Loss Carryover Worksheet** on page 7 of the instructions to figure your capital loss carryover.

Part V Tax Computation Using Maximum Capital Gains Rates

Form 1041 filers. Complete this part **only** if both lines 14a and 15 in column (2) are gains, or an amount is entered in Part I or Part II and there is an entry on Form 1041, line 2b(2), and Form 1041, line 22, is more than zero.

Caution: Skip this part and complete the worksheet on page 8 of the instructions if:

- Either line 14b, col. (2) or line 14c, col. (2) is more than zero, or
- Both Form 1041, line 2b(1), and Form 4952, line 4g are more than zero.

Form 990-T trusts. Complete this part **only** if both lines 14a and 15 are gains, or qualified dividends are included in income in Part I of Form 990-T, and Form 990-T, line 34, is more than zero. Skip this part and complete the worksheet on page 8 of the instructions if either line 14b, col. (2) or line 14c, col. (2) is more than zero.

17 Enter taxable income from Form 1041, line 22 (or Form 990-T, line 34)	17	
18 Enter the smaller of line 14a or 15 in column (2) but not less than zero	18	
19 Enter the estate's or trust's qualified dividends from Form 1041, line 2b(2) (or enter the qualified dividends included in income in Part I of Form 990-T)	19	
20 Add lines 18 and 19	20	
21 If the estate or trust is filing Form 4952, enter the amount from line 4g; otherwise, enter -0-	21	
22 Subtract line 21 from line 20. If zero or less, enter -0-	22	
23 Subtract line 22 from line 17. If zero or less, enter -0-	23	
24 Enter the smaller of the amount on line 17 or \$2,200	24	
25 Is the amount on line 23 equal to or more than the amount on line 24? <input type="checkbox"/> Yes. Skip lines 25 and 26; go to line 27 and check the "No" box. <input type="checkbox"/> No. Enter the amount from line 23	25	
26 Subtract line 25 from line 24	26	
27 Are the amounts on lines 22 and 26 the same? <input type="checkbox"/> Yes. Skip lines 27 thru 30, go to line 31 <input type="checkbox"/> No. Enter the smaller of line 17 or line 22	27	
28 Enter the amount from line 26 (if line 26 is blank, enter -0-)	28	
29 Subtract line 28 from line 27	29	
30 Multiply line 29 by 15% (.15)	30	
31 Figure the tax on the amount on line 23. Use the 2008 Tax Rate Schedule for Estates and Trusts (see the Schedule G instructions)	31	
32 Add lines 30 and 31	32	
33 Figure the tax on the amount on line 17. Use the 2008 Tax Rate Schedule for Estates and Trusts (see the Schedule G instructions)	33	
34 Tax on all taxable income. Enter the smaller of line 32 or line 33 here and on line 1a of Schedule G, Form 1041 (or line 36 of Form 990-T)	34	

Schedule D (Form 1041) 2008

SCHEDULE D-1
(Form 1041)

Department of the Treasury
Internal Revenue Service

Continuation Sheet for Schedule D
(Form 1041)

OMB No 1545-0092

2008

▶ See instructions for Schedule D (Form 1041).

▶ Attach to Schedule D to list additional transactions for lines 1a and 6a.

Name of estate or trust

LITTLE RED HEN FDN AGY K D MAYHEW C/O US BANK

Employer identification number

91-6556124

Part I Short-Term Capital Gains and Losses - Assets Held One Year or Less

(a) Description of property (Example 100 sh 7% preferred of "Z" Co)	(b) Date acquired (mo, day, yr)	(c) Date sold (mo, day, yr)	(d) Sales price (see page 4 of the instructions)	(e) Cost or other basis (see page 4 of the instructions)	(f) Gain or (loss) Subtract (e) from (d)
1a 224.738 AMERICAN CENTY INTL BD FDS	04/14/2009	04/16/2009	3,027.00	3,043.00	-16.00
58.712 AMERICAN CENTY INTL BD FDS	04/14/2009	04/27/2009	789.00	795.00	-6.00
113.786 AMERICAN CENTY INTL BD FDS	04/01/2009	04/30/2009	1,545.00	1,538.00	7.00
162.895 AMERICAN CENTY INTL BD FDS	04/01/2009	05/07/2009	2,224.00	2,203.00	21.00
327.001 AMERICAN CENTY INTL BD FDS	04/01/2009	07/08/2009	4,706.00	4,422.00	284.00
275.807 AMERICAN CENTY INTL BD FDS	04/01/2009	07/21/2009	4,038.00	3,729.00	309.00
487.386 AMERICAN CENTY INTL BD FDS	05/28/2009	09/09/2009	7,379.00	6,656.00	723.00
362.352 AMERICAN CENTY INTL BD FDS	07/13/2009	09/17/2009	5,381.00	5,147.00	234.00
544.225 AMERICAN CENTY INTL BD FDS	09/25/2009	10/30/2009	8,147.00	7,926.00	221.00
622.15 AMERICAN CENTY NEW OPP FD II	04/01/2009	04/22/2009	3,049.00	2,881.00	168.00
304.878 AMERICAN CENTY NEW OPP FD II	04/16/2009	04/30/2009	1,521.00	1,500.00	21.00
21.014 AMERICAN CENTY NEW OPP FD II	04/01/2009	07/01/2009	109.00	97.00	12.00
634.722 AMERICAN CENTY NEW OPP FD II	05/07/2009	08/13/2009	3,650.00	3,127.00	523.00
312.365 AMERICAN CENTY NEW OPP FD II	07/21/2009	10/23/2009	1,896.00	1,668.00	228.00
262.928 AMERICAN CENTY VISTA FUND INSTL CL	04/14/2009	04/16/2009	3,034.00	2,917.00	117.00
265.028 AMERICAN CENTY VISTA FUND INSTL CL	04/22/2009	04/27/2009	3,021.00	2,994.00	27.00
241.961 AMERICAN CENTY VISTA FUND INSTL CL	04/30/2009	05/07/2009	2,778.00	2,785.00	-7.00
156.012 AMERICAN CENTY VISTA FUND INSTL CL	04/01/2009	07/21/2009	1,880.00	1,713.00	167.00
239.803 AMERICAN CENTY VISTA FUND INSTL CL	04/01/2009	08/19/2009	2,959.00	2,633.00	326.00
194.144 AMERICAN CENTY VISTA FUND INSTL CL	09/09/2009	09/14/2009	2,576.00	2,520.00	56.00
282.162 AMERICAN CENTY VISTA FUND INSTL CL	09/17/2009	09/23/2009	3,789.00	3,786.00	3.00
278.355 CREDIT SUISSE COMM RET ST CO	04/02/2008	04/01/2009	1,985.00	3,655.00	-1,670.00
544.084 CREDIT SUISSE COMM RET ST CO	05/07/2009	08/13/2009	4,668.00	4,244.00	424.00
262.724 CREDIT SUISSE COMM RET ST CO	05/07/2009	08/27/2009	2,181.00	2,049.00	132.00

1b Total. Combine the amounts in column (f) Enter here and on Schedule D, line 1b

For Paperwork Reduction Act Notice, see the Instructions for Form 1041.

Schedule D-1 (Form 1041) 2008

SCHEDULE D-1
(Form 1041)

Department of the Treasury
Internal Revenue Service

Continuation Sheet for Schedule D
(Form 1041)

► See instructions for Schedule D (Form 1041).
► Attach to Schedule D to list additional transactions for lines 1a and 6a.

OMB No 1545-0092

2008

Name of estate or trust

LITTLE RED HEN FDN AGY K D MAYHEW C/O US BANK

Employer identification number

91-6556124

Part I Short-Term Capital Gains and Losses - Assets Held One Year or Less

(a) Description of property (Example 100 sh 7% preferred of "Z" Co)	(b) Date acquired (mo, day, yr)	(c) Date sold (mo, day, yr)	(d) Sales price (see page 4 of the instructions)	(e) Cost or other basis (see page 4 of the instructions)	(f) Gain or (loss) Subtract (e) from (d)
1a 510.951 CREDIT SUISSE COMM RET ST CO	05/07/2009	09/17/2009	4,302.00	3,985.00	317.00
480.195 CREDIT SUISSE COMM RET ST CO	07/13/2009	10/23/2009	4,317.00	3,574.00	743.00
296.133 EATON VANCE LARGE CAP VAL I	04/01/2009	04/22/2009	3,793.00	3,743.00	50.00
313.871 EATON VANCE LARGE CAP VAL I	04/27/2009	04/30/2009	4,149.00	4,093.00	56.00
194.191 EATON VANCE LARGE CAP VAL I	04/01/2009	07/08/2009	2,571.00	2,455.00	116.00
477.513 EATON VANCE LARGE CAP VAL I	05/07/2009	08/13/2009	7,325.00	6,354.00	971.00
343.552 EATON VANCE LARGE CAP VAL I	04/01/2009	08/21/2009	5,353.00	4,343.00	1,010.00
278.392 EATON VANCE LARGE CAP VAL I	04/01/2009	09/09/2009	4,354.00	3,519.00	835.00
545.702 EATON VANCE LARGE CAP VAL I	09/14/2009	09/17/2009	8,813.00	8,595.00	218.00
382.146 EATON VANCE LARGE CAP VAL I	08/27/2009	09/25/2009	6,015.00	5,950.00	65.00
45.709 AMERICAN EUROPACIFIC GRTH F2	04/01/2009	04/14/2009	1,256.00	1,200.00	56.00
106.426 AMERICAN EUROPACIFIC GRTH F2	04/01/2009	04/22/2009	2,900.00	2,795.00	105.00
109.06 AMERICAN EUROPACIFIC GRTH F2	04/27/2009	04/30/2009	3,101.00	3,046.00	55.00
85.959 AMERICAN EUROPACIFIC GRTH F2	05/07/2009	05/28/2009	2,710.00	2,531.00	179.00
74.816 AMERICAN EUROPACIFIC GRTH F2	04/27/2009	07/08/2009	2,268.00	2,078.00	190.00
68.352 AMERICAN EUROPACIFIC GRTH F2	07/01/2009	07/21/2009	2,262.00	2,197.00	65.00
56.975 AMERICAN EUROPACIFIC GRTH F2	08/19/2009	08/21/2009	2,042.00	1,980.00	62.00
132.827 AMERICAN EUROPACIFIC GRTH F2	08/27/2009	09/09/2009	4,903.00	4,746.00	157.00
93.602 AMERICAN EUROPACIFIC GRTH F2	09/14/2009	09/17/2009	3,573.00	3,490.00	83.00
5.606 AMERICAN EUROPACIFIC GRTH F2	08/27/2009	09/23/2009	212.00	200.00	12.00
156.61 AMERICAN EUROPACIFIC GRTH F2	09/25/2009	10/30/2009	5,788.00	5,630.00	158.00
501.623 FIRST AMERICAN REAL ESTATE SECS FD Y	08/26/2008	04/01/2009	3,968.00	9,400.00	-5,432.00
556.134 FIRST AMER SHORT TERM BOND FD CL Y	04/16/2009	04/22/2009	5,205.00	5,175.00	30.00
597.545 FIRST AMER SHORT TERM BOND FD CL Y	04/27/2009	04/30/2009	5,647.00	5,611.00	36.00

1b Total. Combine the amounts in column (f). Enter here and on Schedule D, line 1b

For Paperwork Reduction Act Notice, see the Instructions for Form 1041.

Schedule D-1 (Form 1041) 2008

SCHEDULE D-1
(Form 1041)

Department of the Treasury
Internal Revenue Service

Continuation Sheet for Schedule D
(Form 1041)

OMB No. 1545-0092

2008

► See instructions for Schedule D (Form 1041).

► Attach to Schedule D to list additional transactions for lines 1a and 6a.

Name of estate or trust

LITTLE RED HEN FDN AGY K D MAYHEW C/O US BANK

Employer identification number

91-6556124

Part I Short-Term Capital Gains and Losses - Assets Held One Year or Less

(a) Description of property (Example 100 sh 7% preferred of "Z" Co)	(b) Date acquired (mo, day, yr)	(c) Date sold (mo, day, yr)	(d) Sales price (see page 4 of the instructions)	(e) Cost or other basis (see page 4 of the instructions)	(f) Gain or (loss) Subtract (e) from (d)
1a 501.02 FIRST AMER SHORT TERM BOND FD CL Y	04/01/2009	07/01/2009	4,850.00	4,644.00	206.00
180.637 FIRST AMER SHORT TERM BOND FD CL Y	04/01/2009	07/08/2009	1,754.00	1,675.00	79.00
918.412 FIRST AMER SHORT TERM BOND FD CL Y	05/07/2009	08/13/2009	9,037.00	8,561.00	476.00
756.278 FIRST AMER SHORT TERM BOND FD CL Y	09/09/2009	09/14/2009	7,472.00	7,415.00	57.00
309.51 FIRST AMER SHORT TERM BOND FD CL Y	09/17/2009	09/23/2009	3,067.00	3,061.00	6.00
348.968 FIRST AMER SHORT TERM BOND FD CL Y	09/25/2009	10/23/2009	3,469.00	3,458.00	11.00
1120.402 FIRST AMER INTERMD TERM BD FD CL Y	04/14/2009	04/16/2009	9,916.00	9,838.00	78.00
1435.792 FIRST AMER INTERMD TERM BD FD CL Y	04/22/2009	04/27/2009	12,807.00	12,694.00	113.00
1162.838 FIRST AMER INTERMD TERM BD FD CL Y	04/30/2009	05/07/2009	10,570.00	10,365.00	205.00
745.64 FIRST AMER INTERMD TERM BD FD CL Y	04/01/2009	07/01/2009	7,039.00	6,487.00	552.00
423.872 FIRST AMER INTERMD TERM BD FD CL Y	04/01/2009	07/08/2009	4,035.00	3,688.00	347.00
1659.189 FIRST AMER INTERMD TERM BD FD CL Y	04/01/2009	08/13/2009	16,260.00	14,435.00	1,825.00
1352.316 FIRST AMER INTERMD TERM BD FD CL Y	05/28/2009	08/27/2009	13,307.00	11,860.00	1,447.00
637.525 FIRST AMER INTERMD TERM BD FD CL Y	09/09/2009	09/14/2009	6,331.00	6,292.00	39.00
1373.296 FIRST AMER INTERMD TERM BD FD CL Y	09/17/2009	09/23/2009	13,733.00	13,678.00	55.00
819.703 FIRST AMER INTERMD TERM BD FD CL Y	09/25/2009	10/23/2009	8,213.00	8,205.00	8.00
622.091 FIRST AMER CORE BOND FD CL Y	04/02/2008	04/01/2009	5,599.00	6,831.00	-1,232.00
690.442 FIRST AMER CORE BOND FD CL Y	10/23/2009	10/30/2009	7,553.00	7,526.00	27.00
276.998 FIRST AMER HIGH INCOME BOND FD CL Y	04/30/2009	05/07/2009	1,889.00	1,828.00	61.00
550.295 FIRST AMER HIGH INCOME BOND FD CL Y	04/30/2009	08/13/2009	4,237.00	3,632.00	605.00
410.54 FIRST AMER HIGH INCOME BOND FD CL Y	04/30/2009	08/21/2009	3,145.00	2,710.00	435.00
554.667 FIRST AMER HIGH INCOME BOND FD CL Y	05/28/2009	09/09/2009	4,299.00	3,747.00	552.00
596.698 FIRST AMER HIGH INCOME BOND FD CL Y	09/14/2009	09/17/2009	4,756.00	4,684.00	72.00
760.004 FIRST AMER HIGH INCOME BOND FD CL Y	09/23/2009	09/25/2009	6,133.00	6,100.00	33.00

1b Total. Combine the amounts in column (f). Enter here and on Schedule D, line 1b

For Paperwork Reduction Act Notice, see the Instructions for Form 1041.

Schedule D-1 (Form 1041) 2008

SCHEDULE D-1
(Form 1041)

Department of the Treasury
Internal Revenue Service

Continuation Sheet for Schedule D
(Form 1041)

OMB No 1545-0092

2008

▶ See instructions for Schedule D (Form 1041).

▶ Attach to Schedule D to list additional transactions for lines 1a and 6a.

Name of estate or trust

LITTLE RED HEN FDN AGY K D MAYHEW C/O US BANK

Employer identification number

91-6556124

Part I Short-Term Capital Gains and Losses - Assets Held One Year or Less

(a) Description of property (Example 100 sh 7% preferred of "Z" Co)	(b) Date acquired (mo, day, yr)	(c) Date sold (mo, day, yr)	(d) Sales price (see page 4 of the instructions)	(e) Cost or other basis (see page 4 of the instructions)	(f) Gain or (loss) Subtract (e) from (d)
1a 838.713 FIRST AMER HIGH INCOME BOND FD CL Y	08/27/2009	10/30/2009	6,827.00	6,445.00	382.00
155.843 FIRST AMER MID CAP INDEX FD CL Y	05/28/2009	08/27/2009	1,491.00	1,273.00	218.00
467.877 FIRST AMER MID CAP INDEX FD CL Y	09/09/2009	09/14/2009	4,651.00	4,467.00	184.00
451.639 FIRST AMER MID CAP INDEX FD CL Y	09/17/2009	09/23/2009	4,539.00	4,571.00	-32.00
87.697 AMERICAN GRW FD OF AMER F2	04/01/2009	04/14/2009	1,828.00	1,752.00	76.00
190.103 AMERICAN GRW FD OF AMER F2	04/01/2009	04/22/2009	3,964.00	3,798.00	166.00
190.661 AMERICAN GRW FD OF AMER F2	04/27/2009	04/30/2009	4,114.00	4,051.00	63.00
138.748 AMERICAN GRW FD OF AMER F2	05/07/2009	05/28/2009	3,144.00	3,093.00	51.00
128.67 AMERICAN GRW FD OF AMER F2	04/27/2009	07/08/2009	2,832.00	2,728.00	104.00
199.354 AMERICAN GRW FD OF AMER F2	07/13/2009	07/21/2009	4,745.00	4,589.00	156.00
319.584 AMERICAN GRW FD OF AMER F2	08/19/2009	08/21/2009	8,054.00	7,861.00	193.00
339.292 AMERICAN GRW FD OF AMER F2	08/27/2009	09/09/2009	8,652.00	8,550.00	102.00
340.742 AMERICAN GRW FD OF AMER F2	09/14/2009	09/17/2009	8,951.00	8,805.00	146.00
333.812 AMERICAN GRW FD OF AMER F2	08/27/2009	09/25/2009	8,582.00	7,149.00	1,433.00
64. ISHARES MSCI EMERGING MKTS E T F	04/01/2009	04/16/2009	1,798.00	1,642.00	156.00
56. ISHARES MSCI EMERGING MKTS E T F	04/22/2009	04/27/2009	1,511.00	1,542.00	-31.00
54. ISHARES MSCI EMERGING MKTS E T F	04/22/2009	04/30/2009	1,538.00	1,487.00	51.00
50. ISHARES MSCI EMERGING MKTS E T F	08/27/2009	09/09/2009	1,869.00	1,807.00	62.00
63. ISHARES MSCI EMERGING MKTS E T F	07/01/2009	10/30/2009	2,355.00	2,085.00	270.00
53.653 NEUBERGER BERMAN GENESIS INSTL FD	04/01/2009	04/16/2009	1,541.00	1,453.00	88.00
105.828 NEUBERGER BERMAN GENESIS INSTL FD	04/22/2009	04/27/2009	3,034.00	3,002.00	32.00
107.845 NEUBERGER BERMAN GENESIS INSTL FD	04/30/2009	05/07/2009	3,277.00	3,164.00	113.00
53.345 NEUBERGER BERMAN GENESIS INSTL FD	04/01/2009	07/13/2009	1,603.00	1,445.00	158.00
101.088 NEUBERGER BERMAN GENESIS INSTL FD	04/01/2009	08/19/2009	3,376.00	2,738.00	638.00

1b Total. Combine the amounts in column (f). Enter here and on Schedule D, line 1b

For Paperwork Reduction Act Notice, see the Instructions for Form 1041.

Schedule D-1 (Form 1041) 2008

SCHEDULE D-1
(Form 1041)

Department of the Treasury
Internal Revenue Service

Continuation Sheet for Schedule D
(Form 1041)

► See instructions for Schedule D (Form 1041).

► Attach to Schedule D to list additional transactions for lines 1a and 6a.

OMB No 1545-0092

2008

Name of estate or trust

LITTLE RED HEN FDN AGY K D MAYHEW C/O US BANK

Employer identification number

91-6556124

Part I Short-Term Capital Gains and Losses - Assets Held One Year or Less

(a) Description of property (Example 100 sh 7% preferred of "Z" Co)	(b) Date acquired (mo, day, yr)	(c) Date sold (mo, day, yr)	(d) Sales price (see page 4 of the instructions)	(e) Cost or other basis (see page 4 of the instructions)	(f) Gain or (loss) Subtract (e) from (d)
1a 6.783 NEUBERGER BERMAN GENESIS INSTL FD	05/28/2009	08/27/2009	232.00	194.00	38.00
72.108 NEUBERGER BERMAN GENESIS INSTL FD	08/21/2009	09/14/2009	2,533.00	2,483.00	50.00
59.584 NEUBERGER BERMAN GENESIS INSTL FD	08/21/2009	09/25/2009	2,074.00	2,033.00	41.00
97.04 NEUBERGER BERMAN GENESIS INSTL FD	08/13/2009	10/30/2009	3,359.00	3,057.00	302.00
66.466 PIONEER FUND CL Y	04/01/2009	04/14/2009	1,802.00	1,735.00	67.00
177.585 PIONEER FUND CL Y	04/22/2009	04/27/2009	4,889.00	4,745.00	144.00
124.494 PIONEER FUND CL Y	04/30/2009	05/07/2009	3,598.00	3,492.00	106.00
90.061 PIONEER FUND CL Y	04/01/2009	07/01/2009	2,670.00	2,351.00	319.00
126.154 PIONEER FUND CL Y	04/01/2009	07/13/2009	3,631.00	3,294.00	337.00
241.763 PIONEER FUND CL Y	04/30/2009	08/13/2009	7,807.00	6,445.00	1,362.00
60.048 PIONEER FUND CL Y	04/01/2009	08/21/2009	1,958.00	1,568.00	390.00
133.646 PIONEER FUND CL Y	05/28/2009	08/27/2009	4,380.00	3,856.00	524.00
262.655 PIONEER FUND CL Y	09/14/2009	09/17/2009	8,878.00	8,698.00	180.00
285.604 PIONEER FUND CL Y	08/19/2009	10/30/2009	9,482.00	9,183.00	299.00
188.218 T ROWE PRICE INTL GR&INC FD	04/01/2009	04/16/2009	1,677.00	1,557.00	120.00
357.946 T ROWE PRICE INTL GR&INC FD	04/22/2009	04/27/2009	3,182.00	3,098.00	84.00
369.455 T ROWE PRICE INTL GR&INC FD	04/30/2009	05/07/2009	3,573.00	3,347.00	226.00
246.113 T ROWE PRICE INTL GR&INC FD	04/01/2009	07/01/2009	2,557.00	2,035.00	522.00
250.633 T ROWE PRICE INTL GR&INC FD	04/01/2009	07/13/2009	2,501.00	2,073.00	428.00
230.526 T ROWE PRICE INTL GR&INC FD	05/28/2009	08/27/2009	2,746.00	2,335.00	411.00
465.028 T ROWE PRICE INTL GR&INC FD	07/21/2009	10/23/2009	5,920.00	4,707.00	1,213.00
74.252 T ROWE PRICE SM CAP VAL	04/01/2009	04/14/2009	1,580.00	1,499.00	81.00
73.239 T ROWE PRICE SM CAP VAL	04/01/2009	04/22/2009	1,619.00	1,479.00	140.00
109.703 T ROWE PRICE SM CAP VAL	04/27/2009	04/30/2009	2,532.00	2,431.00	101.00

1b Total. Combine the amounts in column (f). Enter here and on Schedule D, line 1b

For Paperwork Reduction Act Notice, see the Instructions for Form 1041.

Schedule D-1 (Form 1041) 2008

Continuation Sheet for Schedule D
(Form 1041)

2008

Department of the Treasury
Internal Revenue Service

► See instructions for Schedule D (Form 1041).
► Attach to Schedule D to list additional transactions for lines 1a and 6a.

Name of estate or trust

LITTLE RED HEN FDN AGY K D MAYHEW C/O US BANK

Employer identification number

91-6556124

Part I Short-Term Capital Gains and Losses - Assets Held One Year or Less

(a) Description of property (Example 100 sh 7% preferred of "Z" Co)	(b) Date acquired (mo, day, yr)	(c) Date sold (mo, day, yr)	(d) Sales price (see page 4 of the instructions)	(e) Cost or other basis (see page 4 of the instructions)	(f) Gain or (loss) Subtract (e) from (d)
1a 140.108 T ROWE PRICE SM CAP VAL	05/07/2009	08/13/2009	3,831.00	3,275.00	556.00
64.65 T ROWE PRICE SM CAP VAL	04/27/2009	08/27/2009	1,793.00	1,426.00	367.00
116.131 ROWE T PRICE MID-CAP VALUE FD INC	04/01/2009	04/14/2009	1,656.00	1,560.00	96.00
210.537 ROWE T PRICE MID-CAP VALUE FD INC	04/22/2009	04/27/2009	3,143.00	3,072.00	71.00
78.073 ROWE T PRICE MID-CAP VALUE FD INC	04/30/2009	05/07/2009	1,252.00	1,202.00	50.00
97.668 ROWE T PRICE MID-CAP VALUE FD INC	04/01/2009	07/01/2009	1,608.00	1,312.00	296.00
208.906 ROWE T PRICE MID-CAP VALUE FD INC	04/01/2009	07/13/2009	3,305.00	2,806.00	499.00
25.533 ROWE T PRICE MID-CAP VALUE FD INC	04/30/2009	08/21/2009	481.00	390.00	91.00
130.04 ROWE T PRICE MID-CAP VALUE FD INC	05/28/2009	08/27/2009	2,456.00	2,068.00	388.00
225.449 ROWE T PRICE MID-CAP VALUE FD INC	09/14/2009	09/17/2009	4,536.00	4,397.00	139.00
219.041 ROWE T PRICE MID-CAP VALUE FD INC	09/25/2009	10/23/2009	4,407.00	4,338.00	69.00
39. SPDR S&P 500 ETF TRUST	04/01/2009	04/14/2009	3,282.00	3,152.00	130.00
93. SPDR S&P 500 ETF TRUST	04/01/2009	04/22/2009	7,962.00	7,517.00	445.00
92. SPDR S&P 500 ETF TRUST	04/16/2009	04/30/2009	8,046.00	7,740.00	306.00
47. SPDR S&P 500 ETF TRUST	04/27/2009	05/28/2009	4,265.00	4,038.00	227.00
62. SPDR S&P 500 ETF TRUST	04/27/2009	07/08/2009	5,428.00	5,326.00	102.00
125. SPDR S&P 500 ETF TRUST	07/01/2009	07/21/2009	11,827.00	11,538.00	289.00
122. SPDR S&P 500 ETF TRUST	07/13/2009	08/19/2009	12,207.00	10,709.00	1,498.00
108. SPDR S&P 500 ETF TRUST	09/09/2009	09/14/2009	11,319.00	11,148.00	171.00
151. SPDR S&P 500 ETF TRUST	09/17/2009	09/23/2009	16,187.00	16,140.00	47.00
160. SPDR S&P 500 ETF TRUST	09/25/2009	10/23/2009	17,275.00	16,712.00	563.00
2231.036 LAUDUS INTL MRKTMASERS INV FUND	04/02/2008	04/01/2009	22,600.00	45,000.00	-22,400.00
153.739 SCOUT INTERNATIONAL L FUND	04/01/2009	07/01/2009	3,604.00	3,033.00	571.00
141.352 SCOUT INTERNATIONAL L FUND	04/01/2009	07/13/2009	3,197.00	2,789.00	408.00

1b Total. Combine the amounts in column (f). Enter here and on Schedule D, line 1b

For Paperwork Reduction Act Notice, see the Instructions for Form 1041.

Schedule D-1 (Form 1041) 2008

Continuation Sheet for Schedule D
(Form 1041)

OMB No. 1545-0092

2008

► See instructions for Schedule D (Form 1041).

▶ **Attach to Schedule D** to list additional transactions for lines 1a and 6a.

Name of estate or trust

Employer identification number

LITTLE RED HEN FDN AGY K D MAYHEW C/O US BANK

91-6556124

Part I Short-Term Capital Gains and Losses - Assets Held One Year or Less

[illegible]

1b Total. Combine the amounts in column (f). Enter here and on Schedule D, line 1b	12,333.00
---	-----------

For Paperwork Reduction Act Notice, see the Instructions for Form 1041.

Schedule D-1 (Form 1041) 2008

Employer identification number

91-6556124

[illegible]

6b Total. Combine the amounts in column (f). Enter here and on Schedule D, line 6b	-93,861.00
---	------------

Schedule D-1 (Form 1041) 2008

FEDERAL CAPITAL GAIN DIVIDENDS

=====

LONG-TERM CAPITAL GAIN DIVIDENDS

15% RATE CAPITAL GAIN DIVIDENDS

EATON VANCE LARGE CAP VALUE CL A	10.00
FIRST AMER MID CAP INDEX FD CL Y	1,129.00
TEMPLETON INSTL FD EMERGING MKT #456	1.00

TOTAL 15% RATE CAPITAL GAIN DIVIDENDS	1,140.00
---------------------------------------	----------

TOTAL LONG-TERM CAPITAL GAIN DIVIDENDS	1,140.00
--	----------

=====