



See a Social Security Number? Say Something!  
Report Privacy Problems to <https://public.resource.org/privacy>  
Or call the IRS Identity Theft Hotline at 1-800-908-4490



# Return of Private Foundation or Section 4947(a)(1) Nonexempt Charitable Trust Treated as a Private Foundation

OMB No 1545-0052

2008

Department of the Treasury  
Internal Revenue Service

Note. The foundation may be able to use a copy of this return to satisfy state reporting requirements

For calendar year 2008, or tax year beginning November 1, 2008, and ending October 31, 2009

G Check all that apply. ☐ Initial return ☐ Final return ☐ Amended return ☐ Address change ☐ Name change

Use the IRS label. Otherwise, print or type. See Specific Instructions.	Name of foundation <b>Hoyt Foundation</b>		A Employer identification number <b>25 : 606 4468</b>
	Number and street (or P O box number if mail is not delivered to street address) <b>PO Box 788</b>	Room/suite	B Telephone number (see page 10 of the instructions) <b>(724) 652-7470</b>
	City or town, state, and ZIP code <b>New Castle, PA 16101</b>		C If exemption application is pending, check here <input type="checkbox"/> D 1. Foreign organizations, check here <input type="checkbox"/> 2. Foreign organizations meeting the 85% test, check here and attach computation <input type="checkbox"/> E If private foundation status was terminated under section 507(b)(1)(A), check here <input type="checkbox"/> F If the foundation is in a 60-month termination under section 507(b)(1)(B), check here <input type="checkbox"/>
H Check type of organization: <input type="checkbox"/> Section 501(c)(3) exempt private foundation <input type="checkbox"/> Section 4947(a)(1) nonexempt charitable trust <input type="checkbox"/> Other taxable private foundation			
I Fair market value of all assets at end of year (from Part II, col. (c), line 16) <b>\$ 11,550,923</b>		J Accounting method: <input checked="" type="checkbox"/> Cash <input type="checkbox"/> Accrual <input type="checkbox"/> Other (specify) _____ (Part I, column (d) must be on cash basis)	

Part I Analysis of Revenue and Expenses (The total of amounts in columns (b), (c), and (d) may not necessarily equal the amounts in column (a) (see page 11 of the instructions))		(a) Revenue and expenses per books	(b) Net investment income	(c) Adjusted net income	(d) Disbursements for charitable purposes (cash basis only)
Revenue	1 Contributions, gifts, grants, etc., received (attach schedule)				
	2 Check <input type="checkbox"/> if the foundation is not required to attach Sch B				
	3 Interest on savings and temporary cash investments				
	4 Dividends and interest from securities	309,532	309,532	309,532	
	5a Gross rents				
	b Net rental income or (loss)				
	6a Net gain or (loss) from sale of assets not on line 10				
	b Gross sales price for all assets on line 6a				
	7 Capital gain net income (from Part IV, line 2)		-0-		
	8 Net short-term capital gain				
	9 Income modifications				
	10a Gross sales less returns and allowances				
b Less: Cost of goods sold					
c Gross profit or (loss) (attach schedule)					
11 Other income (attach schedule)	287,900	287,900	287,900		
12 Total. Add lines 1 through 11	597,432	597,432	597,432		
Operating and Administrative Expenses	13 Compensation of officers, directors, trustees, etc.	4,000			4,000
	14 Other employee salaries and wages	14,400			14,400
	15 Pension plans, employee benefits				
	16a Legal fees (attach schedule)	24,261			24,261
	b Accounting fees (attach schedule)				
	c Other professional fees (attach schedule)	132,774	132,774	132,774	
	17 Interest				
	18 Taxes (attach schedule) (see page 14 of the instructions)	16,833			16,833
	19 Depreciation (attach schedule) and depletion				
	20 Occupancy				
	21 Travel, conferences, and meetings	5,142			5,142
	22 Printing and publications				
	23 Other expenses (attach schedule)	2,173			2,173
	24 Total operating and administrative expenses. Add lines 13 through 23	199,583			66,809
	25 Contributions, gifts, grants paid	738,095			738,095
26 Total expenses and disbursements. Add lines 24 and 25	937,678	132,774	132,774	804,904	
27 Subtract line 26 from line 12:					
a Excess of revenue over expenses and disbursements	(340,246)				
b Net investment income (if negative, enter -0-)		464,658			
c Adjusted net income (if negative, enter -0-)			464,658		

For Privacy Act and Paperwork Reduction Act Notice, see page 30 of the instructions.

Cat No 11289X

Form 990-PF (2008)

SCANNED SEP 27 2010

<b>Part II Balance Sheets</b>		Attached schedules and amounts in the description column should be for end-of-year amounts only. (See instructions.)		
		Beginning of year	End of year	
		(a) Book Value	(b) Book Value	(c) Fair Market Value
<b>Assets</b>	1 Cash—non-interest-bearing . . . . .	342,259	322,970	322,970
	2 Savings and temporary cash investments . . . . .			
	3 Accounts receivable ▶ . . . . .			
	Less: allowance for doubtful accounts ▶ . . . . .			
	4 Pledges receivable ▶ . . . . .			
	Less: allowance for doubtful accounts ▶ . . . . .			
	5 Grants receivable . . . . .			
	6 Receivables due from officers, directors, trustees, and other disqualified persons (attach schedule) (see page 15 of the instructions) . . . . .			
	7 Other notes and loans receivable (attach schedule) ▶ . . . . .			
	Less: allowance for doubtful accounts ▶ . . . . .			
	8 Inventories for sale or use . . . . .			
	9 Prepaid expenses and deferred charges . . . . .			
	10a Investments—U S and state government obligations (attach schedule)			
	b Investments—corporate stock (attach schedule) . . . . .	8,668,222	4,846,511	3,507,988
	c Investments—corporate bonds (attach schedule) . . . . .	3,738,580	4,698,559	6,666,992
	11 Investments—land, buildings, and equipment basis ▶ . . . . .			
Less: accumulated depreciation (attach schedule) ▶ . . . . .				
12 Investments—mortgage loans . . . . .				
13 Investments—other (attach schedule) . . . . .				
14 Land, buildings, and equipment basis ▶ . . . . .				
Less: accumulated depreciation (attach schedule) ▶ . . . . .				
15 Other assets (describe ▶ . . . . .)	1,060,498	1,052,973	1,052,973	
16 <b>Total assets</b> (to be completed by all filers—see the instructions. Also, see page 1, item I) . . . . .	13,809,559	11,243,983	11,550,923	
<b>Liabilities</b>	17 Accounts payable and accrued expenses . . . . .	764,299	523,333	
	18 Grants payable . . . . .			
	19 Deferred revenue . . . . .			
	20 Loans from officers, directors, trustees, and other disqualified persons . . . . .			
	21 Mortgages and other notes payable (attach schedule) . . . . .			
	22 Other liabilities (describe ▶ . . . . .)			
	23 <b>Total liabilities</b> (add lines 17 through 22) . . . . .	764,299	523,333	
<b>Net Assets or Fund Balances</b>	<b>Foundations that follow SFAS 117, check here ▶</b> <input type="checkbox"/> <b>and complete lines 24 through 26 and lines 30 and 31.</b>			
	24 Unrestricted . . . . .			
	25 Temporarily restricted . . . . .			
	26 Permanently restricted . . . . .			
	<b>Foundations that do not follow SFAS 117, check here ▶</b> <input type="checkbox"/> <b>and complete lines 27 through 31.</b>			
	27 Capital stock, trust principal, or current funds . . . . .			
	28 Paid-in or capital surplus, or land, bldg, and equipment fund . . . . .	13,809,559	11,243,983	
	29 Retained earnings, accumulated income, endowment, or other funds . . . . .			
30 <b>Total net assets or fund balances</b> (see page 17 of the instructions) . . . . .	13,809,559	11,243,983		
31 <b>Total liabilities and net assets/fund balances</b> (see page 17 of the instructions) . . . . .	14,573,858	11,767,316		

**Part III Analysis of Changes in Net Assets or Fund Balances**

1 Total net assets or fund balances at beginning of year—Part II, column (a), line 30 (must agree with end-of-year figure reported on prior year's return) . . . . .	1	13,809,559
2 Enter amount from Part I, line 27a . . . . .	2	(340,246)
3 Other increases not included in line 2 (itemize) ▶ . . . . .	3	
4 Add lines 1, 2, and 3 . . . . .	4	13,469,313
5 Decreases not included in line 2 (itemize) ▶ <b>Capital Loss</b> . . . . .	5	2,225,330
6 Total net assets or fund balances at end of year (line 4 minus line 5)—Part II, column (b), line 30 . . . . .	6	11,243,983

**Part IV Capital Gains and Losses for Tax on Investment Income**

(a) List and describe the kind(s) of property sold (e.g., real estate, 2-story brick warehouse, or common stock, 200 shs. MLC Co.)		(b) How acquired P—Purchase D—Donation	(c) Date acquired (mo., day, yr.)	(d) Date sold (mo., day, yr.)
<b>1a</b>				
<b>b</b> SEE ATTACHED SCHEDULE				
<b>c</b>				
<b>d</b>				
<b>e</b>				

(e) Gross sales price	(f) Depreciation allowed (or allowable)	(g) Cost or other basis plus expense of sale	(h) Gain or (loss) (e) plus (f) minus (g)
<b>a</b>			
<b>b</b>			
<b>c</b>			
<b>d</b>			
<b>e</b>			

Complete only for assets showing gain in column (h) and owned by the foundation on 12/31/69

(i) FMV as of 12/31/69	(j) Adjusted basis as of 12/31/69	(k) Excess of col. (i) over col. (j), if any	(l) Gains (Col. (h) gain minus col. (k), but not less than -0-) or Losses (from col. (h))
<b>a</b>			
<b>b</b>			
<b>c</b>			
<b>d</b>			
<b>e</b>			

<b>2</b> Capital gain net income or (net capital loss) { If gain, also enter in Part I, line 7 If (loss), enter -0- in Part I, line 7 }	<b>2</b>	<b>( 2,213,683 )</b>
<b>3</b> Net short-term capital gain or (loss) as defined in sections 1222(5) and (6): If gain, also enter in Part I, line 8, column (c) (see pages 13 and 17 of the instructions) If (loss), enter -0- in Part I, line 8	<b>3</b>	

**Part V Qualification Under Section 4940(e) for Reduced Tax on Net Investment Income**

(For optional use by domestic private foundations subject to the section 4940(a) tax on net investment income.)

If section 4940(d)(2) applies, leave this part blank.

Was the foundation liable for the section 4942 tax on the distributable amount of any year in the base period? ☐ Yes ☐ No  
If "Yes," the foundation does not qualify under section 4940(e). Do not complete this part.**1** Enter the appropriate amount in each column for each year, see page 18 of the instructions before making any entries.

(a) Base period years Calendar year (or tax year beginning in)	(b) Adjusted qualifying distributions	(c) Net value of noncharitable-use assets	(d) Distribution ratio (col. (b) divided by col. (c))
2007	865,993	14,211,102	6.09
2006	841,386	15,728,497	5.35
2005	811,885	14,670,865	5.53
2004	535,359	13,962,425	3.83
2003	336,255	11,741,445	2.86

<b>2</b> Total of line 1, column (d)	<b>2</b>	<b>23.66</b>
<b>3</b> Average distribution ratio for the 5-year base period—divide the total on line 2 by 5, or by the number of years the foundation has been in existence if less than 5 years	<b>3</b>	<b>4.73</b>
<b>4</b> Enter the net value of noncharitable-use assets for 2008 from Part X, line 5	<b>4</b>	<b>11,434,246</b>
<b>5</b> Multiply line 4 by line 3	<b>5</b>	<b>540,840</b>
<b>6</b> Enter 1% of net investment income (1% of Part I, line 27b)	<b>6</b>	<b>4,647</b>
<b>7</b> Add lines 5 and 6	<b>7</b>	<b>545,487</b>
<b>8</b> Enter qualifying distributions from Part XII, line 4 If line 8 is equal to or greater than line 7, check the box in Part VI, line 1b, and complete that part using a 1% tax rate. See the Part VI instructions on page 18.	<b>8</b>	<b>804,904</b>

**Part VI Excise Tax Based on Investment Income (Section 4940(a), 4940(b), 4940(e), or 4948—see page 18 of the instructions)**

<b>1a</b> Exempt operating foundations described in section 4940(d)(2), check here <input type="checkbox"/> and enter "N/A" on line 1. Date of ruling letter ..... (attach copy of ruling letter if necessary—see instructions)			
<b>b</b> Domestic foundations that meet the section 4940(e) requirements in Part V, check here <input type="checkbox"/> and enter 1% of Part I, line 27b	<b>1</b>	4,647	
<b>c</b> All other domestic foundations enter 2% of line 27b Exempt foreign organizations enter 4% of Part I, line 12, col (b)			
<b>2</b> Tax under section 511 (domestic section 4947(a)(1) trusts and taxable foundations only Others enter -0-)	<b>2</b>		
<b>3</b> Add lines 1 and 2	<b>3</b>	4,647	
<b>4</b> Subtitle A (income) tax (domestic section 4947(a)(1) trusts and taxable foundations only. Others enter -0-)	<b>4</b>		
<b>5</b> <b>Tax based on investment income.</b> Subtract line 4 from line 3. If zero or less, enter -0-	<b>5</b>	4,647	
<b>6</b> Credits/Payments			
<b>a</b> 2008 estimated tax payments and 2007 overpayment credited to 2008	<b>6a</b>	7462	-
<b>b</b> Exempt foreign organizations—tax withheld at source	<b>6b</b>		
<b>c</b> Tax paid with application for extension of time to file (Form 8868)	<b>6c</b>		
<b>d</b> Backup withholding erroneously withheld	<b>6d</b>		
<b>7</b> Total credits and payments. Add lines 6a through 6d	<b>7</b>	7,462	
<b>8</b> Enter any <b>penalty</b> for underpayment of estimated tax Check here <input type="checkbox"/> if Form 2220 is attached	<b>8</b>		
<b>9</b> <b>Tax due.</b> If the total of lines 5 and 8 is more than line 7, enter <b>amount owed</b>	<b>9</b>		
<b>10</b> <b>Overpayment.</b> If line 7 is more than the total of lines 5 and 8, enter the <b>amount overpaid</b>	<b>10</b>	2,815	
<b>11</b> Enter the amount of line 10 to be <b>Credited to 2009 estimated tax</b> <b>2,815</b>   <b>Refunded</b>	<b>11</b>	-0-	

**Part VII-A Statements Regarding Activities**

	Yes	No
<b>1a</b> During the tax year, did the foundation attempt to influence any national, state, or local legislation or did it participate or intervene in any political campaign?		X
<b>b</b> Did it spend more than \$100 during the year (either directly or indirectly) for political purposes (see page 19 of the instructions for definition)? <i>If the answer is "Yes" to 1a or 1b, attach a detailed description of the activities and copies of any materials published or distributed by the foundation in connection with the activities.</i>		X
<b>c</b> Did the foundation file <b>Form 1120-POL</b> for this year?		X
<b>d</b> Enter the amount (if any) of tax on political expenditures (section 4955) imposed during the year (1) On the foundation ▶ \$ _____ (2) On foundation managers ▶ \$ _____		
<b>e</b> Enter the reimbursement (if any) paid by the foundation during the year for political expenditure tax imposed on foundation managers ▶ \$ _____		
<b>2</b> Has the foundation engaged in any activities that have not previously been reported to the IRS? <i>If "Yes," attach a detailed description of the activities</i>		X
<b>3</b> Has the foundation made any changes, not previously reported to the IRS, in its governing instrument, articles of incorporation, or bylaws, or other similar instruments? <i>If "Yes," attach a conformed copy of the changes</i>		X
<b>4a</b> Did the foundation have unrelated business gross income of \$1,000 or more during the year?		X
<b>b</b> If "Yes," has it filed a tax return on <b>Form 990-T</b> for this year?		X
<b>5</b> Was there a liquidation, termination, dissolution, or substantial contraction during the year? <i>If "Yes," attach the statement required by General Instruction T.</i>		X
<b>6</b> Are the requirements of section 508(e) (relating to sections 4941 through 4945) satisfied either • By language in the governing instrument, or • By state legislation that effectively amends the governing instrument so that no mandatory directions that conflict with the state law remain in the governing instrument?	X	
<b>7</b> Did the foundation have at least \$5,000 in assets at any time during the year? <i>If "Yes," complete Part II, col (c), and Part XIV.</i>	X	
<b>8a</b> Enter the states to which the foundation reports or with which it is registered (see page 19 of the instructions) ▶ <b>Pennsylvania</b>		
<b>b</b> If the answer is "Yes" to line 7, has the foundation furnished a copy of Form 990-PF to the Attorney General (or designate) of each state as required by General Instruction G? <i>If "No," attach explanation</i>	X	
<b>9</b> Is the foundation claiming status as a private operating foundation within the meaning of section 4942(j)(3) or 4942(j)(5) for calendar year 2008 or the taxable year beginning in 2008 (see instructions for Part XIV on page 27)? <i>If "Yes," complete Part XIV</i>		X
<b>10</b> Did any persons become substantial contributors during the tax year? <i>If "Yes," attach a schedule listing their names and addresses</i>		X

**Part VII-A Statements Regarding Activities** (continued)

11	At any time during the year, did the foundation, directly or indirectly, own a controlled entity within the meaning of section 512(b)(13)? If "Yes," attach schedule (see page 20 of the instructions)	11		X
12	Did the foundation acquire a direct or indirect interest in any applicable insurance contract before August 17, 2008?	12		X
13	Did the foundation comply with the public inspection requirements for its annual returns and exemption application? Website address ▶ N/A	13	X	
14	The books are in care of ▶ Charles Y. Mansell Telephone no ▶ 724-652-7470 Located at ▶ 14 N. Mercer St., New Castle, PA ZIP+4 ▶ 16101			
15	Section 4947(a)(1) nonexempt charitable trusts filing Form 990-PF in lieu of Form 1041—Check here and enter the amount of tax-exempt interest received or accrued during the year ▶ 15			<input type="checkbox"/>

**Part VII-B Statements Regarding Activities for Which Form 4720 May Be Required**

File Form 4720 if any item is checked in the "Yes" column, unless an exception applies.

	Yes	No
1a During the year did the foundation (either directly or indirectly):		
(1) Engage in the sale or exchange, or leasing of property with a disqualified person? <input type="checkbox"/> Yes <input checked="" type="checkbox"/> No		
(2) Borrow money from, lend money to, or otherwise extend credit to (or accept it from) a disqualified person? <input type="checkbox"/> Yes <input checked="" type="checkbox"/> No		
(3) Furnish goods, services, or facilities to (or accept them from) a disqualified person? <input type="checkbox"/> Yes <input checked="" type="checkbox"/> No		
(4) Pay compensation to, or pay or reimburse the expenses of, a disqualified person? <input checked="" type="checkbox"/> Yes <input type="checkbox"/> No		
(5) Transfer any income or assets to a disqualified person (or make any of either available for the benefit or use of a disqualified person)? <input type="checkbox"/> Yes <input checked="" type="checkbox"/> No		
(6) Agree to pay money or property to a government official? (Exception. Check "No" if the foundation agreed to make a grant to or to employ the official for a period after termination of government service, if terminating within 90 days) <input type="checkbox"/> Yes <input checked="" type="checkbox"/> No		
b If any answer is "Yes" to 1a(1)–(6), did any of the acts fail to qualify under the exceptions described in Regulations section 53.4941(d)-3 or in a current notice regarding disaster assistance (see page 20 of the instructions)? Organizations relying on a current notice regarding disaster assistance check here <input type="checkbox"/>	1b	X
c Did the foundation engage in a prior year in any of the acts described in 1a, other than excepted acts, that were not corrected before the first day of the tax year beginning in 2008?	1c	X
2 Taxes on failure to distribute income (section 4942) (does not apply for years the foundation was a private operating foundation defined in section 4942(j)(3) or 4942(j)(5)).		
a At the end of tax year 2008, did the foundation have any undistributed income (lines 6d and 6e, Part XIII) for tax year(s) beginning before 2008? <input type="checkbox"/> Yes <input checked="" type="checkbox"/> No If "Yes," list the years ▶ 20 , 20 , 20 , 20		
b Are there any years listed in 2a for which the foundation is not applying the provisions of section 4942(a)(2) (relating to incorrect valuation of assets) to the year's undistributed income? (If applying section 4942(a)(2) to all years listed, answer "No" and attach statement—see page 20 of the instructions.)	2b	
c If the provisions of section 4942(a)(2) are being applied to any of the years listed in 2a, list the years here. ▶ 20 , 20 , 20 , 20		
3a Did the foundation hold more than a 2% direct or indirect interest in any business enterprise at any time during the year? <input type="checkbox"/> Yes <input checked="" type="checkbox"/> No		
b If "Yes," did it have excess business holdings in 2008 as a result of (1) any purchase by the foundation or disqualified persons after May 26, 1969, (2) the lapse of the 5-year period (or longer period approved by the Commissioner under section 4943(c)(7)) to dispose of holdings acquired by gift or bequest; or (3) the lapse of the 10-, 15-, or 20-year first phase holding period? (Use Schedule C, Form 4720, to determine if the foundation had excess business holdings in 2008)	3b	
4a Did the foundation invest during the year any amount in a manner that would jeopardize its charitable purposes?	4a	X
b Did the foundation make any investment in a prior year (but after December 31, 1969) that could jeopardize its charitable purpose that had not been removed from jeopardy before the first day of the tax year beginning in 2008?	4b	X

**Part VII-B Statements Regarding Activities for Which Form 4720 May Be Required** (continued)**5a** During the year did the foundation pay or incur any amount to:(1) Carry on propaganda, or otherwise attempt to influence legislation (section 4945(e))? ☐ Yes ☒ No(2) Influence the outcome of any specific public election (see section 4955), or to carry on, directly or indirectly, any voter registration drive? ☐ Yes ☒ No(3) Provide a grant to an individual for travel, study, or other similar purposes? ☒ Yes ☐ No(4) Provide a grant to an organization other than a charitable, etc., organization described in section 509(a)(1), (2), or (3), or section 4940(d)(2)? (see page 22 of the instructions) ☐ Yes ☒ No(5) Provide for any purpose other than religious, charitable, scientific, literary, or educational purposes, or for the prevention of cruelty to children or animals? ☐ Yes ☒ No**b** If any answer is "Yes" to 5a(1)–(5), did any of the transactions fail to qualify under the exceptions described in Regulations section 53.4945 or in a current notice regarding disaster assistance (see page 22 of the instructions)? Organizations relying on a current notice regarding disaster assistance check here ☐ **5b** ☒**c** If the answer is "Yes" to question 5a(4), does the foundation claim exemption from the tax because it maintained expenditure responsibility for the grant? ☐ Yes ☐ No  
If "Yes," attach the statement required by Regulations section 53.4945–5(d).**6a** Did the foundation, during the year, receive any funds, directly or indirectly, to pay premiums on a personal benefit contract? ☐ Yes ☒ No**b** Did the foundation, during the year, pay premiums, directly or indirectly, on a personal benefit contract? **6b** ☒  
If you answered "Yes" to 6b, also file Form 8870**7a** At any time during the tax year, was the foundation a party to a prohibited tax shelter transaction? ☐ Yes ☒ No**b** If yes, did the foundation receive any proceeds or have any net income attributable to the transaction? **7b** ☐**Part VIII Information About Officers, Directors, Trustees, Foundation Managers, Highly Paid Employees, and Contractors****1** List all officers, directors, trustees, foundation managers and their compensation (see page 22 of the instructions).

(a) Name and address	(b) Title, and average hours per week devoted to position	(c) Compensation (If not paid, enter -0-)	(d) Contributions to employee benefit plans and deferred compensation	(e) Expense account, other allowances
SEE ATTACHED LISTING				

**2** Compensation of five highest-paid employees (other than those included on line 1—see page 23 of the instructions). If none, enter "NONE."

(a) Name and address of each employee paid more than \$50,000	(b) Title, and average hours per week devoted to position	(c) Compensation	(d) Contributions to employee benefit plans and deferred compensation	(e) Expense account, other allowances
NONE				

**Total** number of other employees paid over \$50,000 ☐

**Part VIII** Information About Officers, Directors, Trustees, Foundation Managers, Highly Paid Employees, and Contractors *(continued)***3** Five highest-paid independent contractors for professional services (see page 23 of the instructions). If none, enter "NONE."

(a) Name and address of each person paid more than \$50,000	(b) Type of service	(c) Compensation
NONE		

Total number of others receiving over \$50,000 for professional services

**Part IX-A** Summary of Direct Charitable Activities

List the foundation's four largest direct charitable activities during the tax year. Include relevant statistical information such as the number of organizations and other beneficiaries served, conferences convened, research papers produced, etc.	Expenses
1 SEE ATTACHED SCHEDULE	
2	
3	
4	

**Part IX-B** Summary of Program-Related Investments (see page 23 of the instructions)

Describe the two largest program-related investments made by the foundation during the tax year on lines 1 and 2	Amount
1 NONE	
2	
All other program-related investments. See page 24 of the instructions	
3	
<b>Total.</b> Add lines 1 through 3	



**Part X Minimum Investment Return** (All domestic foundations must complete this part. Foreign foundations, see page 24 of the instructions.)

1	Fair market value of assets not used (or held for use) directly in carrying out charitable, etc., purposes		
a	Average monthly fair market value of securities	1a	4,706,139
b	Average of monthly cash balances	1b	5,868,414
c	Fair market value of all other assets (see page 24 of the instructions)	1c	1,033,819
d	<b>Total</b> (add lines 1a, b, and c)	1d	11,608,372
e	Reduction claimed for blockage or other factors reported on lines 1a and 1c (attach detailed explanation)	1e	
2	Acquisition indebtedness applicable to line 1 assets	2	
3	Subtract line 2 from line 1d	3	11,608,372
4	Cash deemed held for charitable activities. Enter 1½ % of line 3 (for greater amount, see page 25 of the instructions)	4	174,126
5	<b>Net value of noncharitable-use assets.</b> Subtract line 4 from line 3. Enter here and on Part V, line 4	5	11,434,246
6	<b>Minimum investment return.</b> Enter 5% of line 5	6	571,712

**Part XI Distributable Amount** (see page 25 of the instructions) (Section 4942(j)(3) and (j)(5) private operating foundations and certain foreign organizations check here ☐ and do not complete this part)

1	Minimum investment return from Part X, line 6	1	571,712
2a	Tax on investment income for 2008 from Part VI, line 5	2a	4647
b	Income tax for 2008 (This does not include the tax from Part VI)	2b	
c	Add lines 2a and 2b	2c	4,647
3	Distributable amount before adjustments. Subtract line 2c from line 1	3	567,065
4	Recoveries of amounts treated as qualifying distributions	4	
5	Add lines 3 and 4	5	567,065
6	Deduction from distributable amount (see page 25 of the instructions)	6	
7	<b>Distributable amount</b> as adjusted. Subtract line 6 from line 5. Enter here and on Part XIII, line 1	7	567,065

**Part XII Qualifying Distributions** (see page 25 of the instructions)

1	Amounts paid (including administrative expenses) to accomplish charitable, etc., purposes		
a	Expenses, contributions, gifts, etc.—total from Part I, column (d), line 26	1a	804,904
b	Program-related investments—total from Part IX-B	1b	-0-
2	Amounts paid to acquire assets used (or held for use) directly in carrying out charitable, etc., purposes	2	-0-
3	Amounts set aside for specific charitable projects that satisfy the		
a	Suitability test (prior IRS approval required)	3a	-0-
b	Cash distribution test (attach the required schedule)	3b	-0-
4	<b>Qualifying distributions.</b> Add lines 1a through 3b. Enter here and on Part V, line 8, and Part XIII, line 4	4	804,904
5	Foundations that qualify under section 4940(e) for the reduced rate of tax on net investment income. Enter 1% of Part I, line 27b (see page 26 of the instructions)	5	4,647
6	<b>Adjusted qualifying distributions.</b> Subtract line 5 from line 4	6	800,257

**Note.** The amount on line 6 will be used in Part V, column (b), in subsequent years when calculating whether the foundation qualifies for the section 4940(e) reduction of tax in those years.

**Part XIII Undistributed Income** (see page 26 of the instructions)

	(a) Corpus	(b) Years prior to 2007	(c) 2007	(d) 2008
<b>1</b> Distributable amount for 2008 from Part XI, line 7				567,065
<b>2</b> Undistributed income, if any, as of the end of 2007				
<b>a</b> Enter amount for 2007 only			-0-	
<b>b</b> Total for prior years 20____, 20____, 20____		-0-		
<b>3</b> Excess distributions carryover, if any, to 2008				
<b>a</b> From 2003				
<b>b</b> From 2004				
<b>c</b> From 2005				145,202
<b>d</b> From 2006				-0-
<b>e</b> From 2007				132,678
<b>f</b> Total of lines 3a through e	277,880			
<b>4</b> Qualifying distributions for 2008 from Part XII, line 4 ▶ \$ <u>804,904</u>				
<b>a</b> Applied to 2007, but not more than line 2a			-0-	
<b>b</b> Applied to undistributed income of prior years (Election required—see page 26 of the instructions)		-0-		
<b>c</b> Treated as distributions out of corpus (Election required—see page 26 of the instructions)	-0-			
<b>d</b> Applied to 2008 distributable amount				567,065
<b>e</b> Remaining amount distributed out of corpus	-0-			
<b>5</b> Excess distributions carryover applied to 2008. (If an amount appears in column (d), the same amount must be shown in column (a))	-0-			
<b>6</b> Enter the net total of each column as indicated below:				
<b>a</b> Corpus Add lines 3f, 4c, and 4e Subtract line 5	277,880			
<b>b</b> Prior years' undistributed income Subtract line 4b from line 2b		-0-		
<b>c</b> Enter the amount of prior years' undistributed income for which a notice of deficiency has been issued, or on which the section 4942(a) tax has been previously assessed		-0-		
<b>d</b> Subtract line 6c from line 6b Taxable amount—see page 27 of the instructions		-0-		
<b>e</b> Undistributed income for 2007 Subtract line 4a from line 2a. Taxable amount—see page 27 of the instructions			-0-	
<b>f</b> Undistributed income for 2008 Subtract lines 4d and 5 from line 1 This amount must be distributed in 2009				-0-
<b>7</b> Amounts treated as distributions out of corpus to satisfy requirements imposed by section 170(b)(1)(F) or 4942(g)(3) (see page 27 of the instructions)	-0-			
<b>8</b> Excess distributions carryover from 2003 not applied on line 5 or line 7 (see page 27 of the instructions)	-0-			
<b>9</b> Excess distributions carryover to 2009. Subtract lines 7 and 8 from line 6a	277,880			
<b>10</b> Analysis of line 9				
<b>a</b> Excess from 2004				
<b>b</b> Excess from 2005				145,202
<b>c</b> Excess from 2006				
<b>d</b> Excess from 2007				132,678
<b>e</b> Excess from 2008				237,839

**Part XIV Private Operating Foundations** (see page 27 of the instructions and Part VII-A, question 9)

**1a** If the foundation has received a ruling or determination letter that it is a private operating foundation, and the ruling is effective for 2008, enter the date of the ruling ▶

**b** Check box to indicate whether the foundation is a private operating foundation described in section ☐ 4942(j)(3) or ☐ 4942(j)(5)

**2a** Enter the lesser of the adjusted net income from Part I or the minimum investment return from Part X for each year listed

Tax year	Prior 3 years			(e) Total
(a) 2008	(b) 2007	(c) 2006	(d) 2005	
<b>b</b> 85% of line 2a				
<b>c</b> Qualifying distributions from Part XII, line 4 for each year listed				
<b>d</b> Amounts included in line 2c not used directly for active conduct of exempt activities				
<b>e</b> Qualifying distributions made directly for active conduct of exempt activities Subtract line 2d from line 2c				
<b>3</b> Complete 3a, b, or c for the alternative test relied upon				
<b>a</b> "Assets" alternative test—enter:				
<b>(1)</b> Value of all assets				
<b>(2)</b> Value of assets qualifying under section 4942(j)(3)(B)(i)				
<b>b</b> "Endowment" alternative test—enter $\frac{3}{4}$ of minimum investment return shown in Part X, line 6 for each year listed				
<b>c</b> "Support" alternative test—enter:				
<b>(1)</b> Total support other than gross investment income (interest, dividends, rents, payments on securities loans (section 512(a)(5)), or royalties)				
<b>(2)</b> Support from general public and 5 or more exempt organizations as provided in section 4942(j)(3)(B)(iii)				
<b>(3)</b> Largest amount of support from an exempt organization				
<b>(4)</b> Gross investment income				

**Part XV Supplementary Information** (Complete this part only if the foundation had \$5,000 or more in assets at any time during the year—see page 27 of the instructions.)

**1 Information Regarding Foundation Managers:**

**a** List any managers of the foundation who have contributed more than 2% of the total contributions received by the foundation before the close of any tax year (but only if they have contributed more than \$5,000) (See section 507(d)(2))

NONE

**b** List any managers of the foundation who own 10% or more of the stock of a corporation (or an equally large portion of the ownership of a partnership or other entity) of which the foundation has a 10% or greater interest

NONE

**2 Information Regarding Contribution, Grant, Gift, Loan, Scholarship, etc., Programs:**

Check here ☐ if the foundation only makes contributions to preselected charitable organizations and does not accept unsolicited requests for funds. If the foundation makes gifts, grants, etc. (see page 28 of the instructions) to individuals or organizations under other conditions, complete items 2a, b, c, and d

**a** The name, address, and telephone number of the person to whom applications should be addressed:

Jaimie Kopp, 452 Newport Rd., Wampum, PA 16157 724-535-3255

**b** The form in which applications should be submitted and information and materials they should include:

ATTACHED

**c** Any submission deadlines

Third Friday of July

**d** Any restrictions or limitations on awards, such as by geographical areas, charitable fields, kinds of institutions, or other factors

Lawrence County, PA residents

## 3 Grants and Contributions Paid During the Year or Approved for Future Payment

Form **990-PF** (2008)

**Part XVI-A Analysis of Income-Producing Activities**

Enter gross amounts unless otherwise indicated

Enter gross amounts unless otherwise indicated		Unrelated business income		Excluded by section 512, 513, or 514		(e)
		(a) Business code	(b) Amount	(c) Exclusion code	(d) Amount	Related or exempt function income (See page 28 of the instructions )
1	Program service revenue					
a						
b						
c						
d						
e						
f						
g	Fees and contracts from government agencies					
2	Membership dues and assessments					
3	Interest on savings and temporary cash investments					
4	Dividends and interest from securities					309,532
5	Net rental income or (loss) from real estate					
a	Debt-financed property					
b	Not debt-financed property					
6	Net rental income or (loss) from personal property					
7	Other investment income					287,900
8	Gain or (loss) from sales of assets other than inventory					
9	Net income or (loss) from special events					
10	Gross profit or (loss) from sales of inventory					
11	Other revenue a					
b						
c						
d						
e						
12	Subtotal Add columns (b), (d), and (e)					
13	Total. Add line 12, columns (b), (d), and (e) (See worksheet in line 13 instructions on page 28 to verify calculations )					

## Part XVI-B Relationship of Activities to the Accomplishment of Exempt Purposes

[illegible]

**Part XVII** Information Regarding Transfers To and Transactions and Relationships With Noncharitable Exempt Organizations

		Yes	No
<b>1</b>	Did the organization directly or indirectly engage in any of the following with any other organization described in section 501(c) of the Code (other than section 501(c)(3) organizations) or in section 527, relating to political organizations?		
<b>a</b>	Transfers from the reporting foundation to a noncharitable exempt organization of:		
	(1) Cash		X
	(2) Other assets		X
<b>b</b>	Other transactions		
	(1) Sales of assets to a noncharitable exempt organization		X
	(2) Purchases of assets from a noncharitable exempt organization		X
	(3) Rental of facilities, equipment, or other assets		X
	(4) Reimbursement arrangements		X
	(5) Loans or loan guarantees		X
	(6) Performance of services or membership or fundraising solicitations		X
<b>c</b>	Sharing of facilities, equipment, mailing lists, other assets, or paid employees		X
<b>d</b>	If the answer to any of the above is "Yes," complete the following schedule. Column (b) should always show the fair market value of the goods, other assets, or services given by the reporting foundation. If the foundation received less than fair market value in any transaction or sharing arrangement, show in column (d) the value of the goods, other assets, or services received		

[illegible]

**2a** Is the foundation directly or indirectly affiliated with, or related to, one or more tax-exempt organizations described in section 501(c) of the Code (other than section 501(c)(3)) or in section 527? ☐ Yes ☒ No

**b** If "Yes," complete the following schedule

(a) Name of organization	(b) Type of organization	(c) Description of relationship

Under penalties of perjury, I declare that I have examined this return, including accompanying schedules and statements, and to the best of my knowledge and belief, it is true, correct, and complete. Declaration of preparer (other than taxpayer or fiduciary) is based on all information of which preparer has any knowledge.

Sign Here	Signature of officer or trustee <u>Charles Y. Mansell</u>		Date <u>9/14/10</u>	Title <u>Director</u>
	Preparer's signature <u>[Signature]</u>		Date <u>9/14/10</u>	Check if self-employed <input type="checkbox"/>
Paid Preparer's Use Only	Firm's name (or yours if self-employed), address, and ZIP code <u>724 652-7400</u>		Preparer's identifying number (see <b>Signature</b> on page 30 of the instructions) <u>724 652-7400</u>	
	EIN <u>724 652-7400</u>		Phone no <u>724 652-7400</u>	

**HOYT FOUNDATION**  
**Schedules for Parts I and II**

**EIN: 25-6064468**

**2008 990-PF**

**Part I, Line 11. Other income**

Royalties	\$285,007
Miscellaneous	<u>2,893</u>
TOTAL	\$287,900

**Part I, Line 16a. Legal Fees**

Mansell & Andrews	\$ 19,717
Polsinelli	<u>4,544</u>
TOTAL	\$ 24,261

**Part I, Line 16c. Professional fees.**

Pages 119 -122 of the attached

**Part I, Line 18. Taxes**

WV real estate taxes	\$ 13,340
Foreign taxes	<u>3,493</u>
TOTAL	\$ 16,833

**Part I, Line 23. Other expenses**

Office supplies	\$ 781
Facsimile line	448
Postage & PO Box	411
Paying Agent fees	482
Miscellaneous	<u>51</u>
TOTAL	\$ 2,173

**HOYT FOUNDATION**

**EIN: 25-6064468**

**2008 990-PF**

**Part II, Line 10b - Corporate Stock**

See Attached Report from Huntington National Bank, page 8 through page 34.

**Part II, Line 10c - Corporate Bonds**

See Attached Report from Huntington National Bank, page 3 through page 8.

**Part IV. Capital Gains and Losses for Tax on Investment Income.**

See attached report from Huntington National Bank, page 205 through 277.



Part II, Line 10c -  
Corporate Bonds


NOVEMBER 01, 2008 TO OCTOBER 31, 2009

ACCOUNT NAME: MAY EMMA HOYT FOUNDATION - COMPOSITE  
ACCOUNT NUMBER: M00356


## PORTFOLIO DETAIL

DESCRIPTION	TOTAL MARKET/ TOTAL COST	MARKET PRICE/ COST PRICE	EST ANNUAL INCOME/ ACCRUED INC	CURRENT YIELD
<b>SHORT TERM INVESTMENTS</b>				
<b>MONEY MARKET FUNDS</b>				
608993853 HUNTINGTON CONSERVATIVE DEPOSIT ACCOUNT	431,180 96 431,180 96	1 00 1 00	4,742 99 395 25	1 10
60934N708 FEDERATED PRIME OBLIGATIONS FUND - SERVICE SHARES	741,095 79 741,095 79	1 00 1 00	74 10 6 18	0 01
<b>** TOTAL MONEY MARKET FUNDS</b>	<b>SUB- TOTAL</b>			
	1,172,276.75 1,172,276.75		4,817 09 401.43	0.41
<b>* TOTAL SHORT TERM INVESTMENTS</b>			4,817.09 401.43	0.41

## BOND QUALITY SUMMARY



## BOND MATURITY SUMMARY



AVERAGE TIME TO MATURITY: 7.3 YEARS

CURRENT YIELD: 2.69%

Part II, Line 10c - Corporate Bonds

NOVEMBER 01, 2008 TO OCTOBER 31, 2009

ACCOUNT NAME: MAY EMMA HOYT FOUNDATION - COMPOSITE  
ACCOUNT NUMBER: M00356

## PORTFOLIO DETAIL ( CONTINUED )

DESCRIPTION	RATING	PAR VALUE	TOTAL MARKET/ TOTAL COST	MARKET PRICE/ COST PRICE	EST ANNUAL INCOME/ ACCRUED INC	YIELD CURRENT/ MATURITY
<b>FIXED INCOME</b>						
<b>U. S. GOVT OBLIGATIONS</b>						
<b>U.S. TREASURY NOTES and BONDS</b>						
912810FP8 US TREASURY BOND 5 375% 02/15/2031	AAA	40,000 000	46,481 20 45,706 85	116 20 114.27	2,150.00 449 86	4.63 4 21
912828HH6 US TREASURY 4 25% 11/15/2017	AAA	40,000 000	42,990 80 42,275 55	107 48 105 69	1,700 00 780.71	3 95 3 19
912828HQ6 US TREASURY 2 875% 01/31/2013	AAA	105,000 000	109,454 10 108,391 30	104 24 103 23	3,018 75 754 69	2 76 1 53
912828JA9 US TREASURY 2 625% 05/31/2010	AAA	180,000 000	182,496 60 183,628 73	101 39 102.02	4,725 00 1,977 31	2.59 0 25
912828KQ2 US TREASURY 3 125% 05/15/2019	AAA	20,000 000	19,571 80 19,380 94	97 86 96 90	625 00 287 02	3.19 3 39
*** TOTAL U.S. TREASURY NOTES and BONDS		SUB-TOTAL	400,994.50 399,383.37		12,218.75 4,249.59	3 05
<b>TREASURY INFLATION INDEX N/B</b>						
912828CP3 US TREASURY INFLATIONARY INDEX N/B 2% 07/15/2014	AAA	34,345 800	36,226 92 34,518 46	105 48 100 50	686 92 201 59	1 90 0 81
912828JE1 US TREASURY INFL 1 375% 07/15/2018	AAA	30,022 800	30,156.40 28,726 15	100 45 95 68	412 81 121 15	1 37 1 32
*** TOTAL TREASURY INFLATION INDEX N/B		SUB-TOTAL	66,383.32 63,244.61		1,099 73 322.74	1.66
** TOTAL U. S. GOVT OBLIGATIONS		SUB-TOTAL	467,377.82 462,627 98		13,318.48 4,572.33	2.85
<b>U. S. GOVT MTG BACKED SECURITIES</b>						
<b>FNMA-MTG BACKED SEC</b>						
31400UEP5 FNMA FEDERAL NATIONAL MTGE ASSOC DTD 06/01/03 5% 06/01/2033		49,450 880	51,396 77 49,373 95	103 94 99 84	2,472 54 206 05	4 81 3 60
*** TOTAL FNMA-MTG BACKED SEC		SUB-TOTAL	51,396.77 49,373.95		2,472 54 206.05	4.81
** TOTAL U. S. GOVT MTG BACKED SECURITIES		SUB-TOTAL	51,396.77 49,373 95		2,472.54 206.05	4 81
<b>U. S. GOVT AGENCIES</b>						

NOVEMBER 01, 2008 TO OCTOBER 31, 2009

ACCOUNT NAME: MAY EMMA HOYT FOUNDATION - COMPOSITE  
ACCOUNT NUMBER: M00356

## PORTFOLIO DETAIL ( CONTINUED )

DESCRIPTION	RATING	PAR VALUE	TOTAL MARKET/ TOTAL COST	MARKET PRICE/ COST PRICE	EST ANNUAL INCOME/ ACCRUED INC	YIELD CURRENT/ MATURITY
<b>FNMA</b>						
3136FH4V4 FNMA 5 55% 08/26/2024-2010	AAA	200,000 000	199,938 00 200,000 00	99 97 100 00	11,100 00 2,004 17	5 55 5 55
3136FJJB8 FNMA 3 05% 04/20/2015-2010	AAA	100,000 000	100,281 00 100,000 00	100 28 100 00	3,050 00 93 19	3 04 2 99
3136FJJR3 FNMA 2 2% 07/30/2013-2010	AAA	100,000 000	100,094 00 100,000 00	100 09 100 00	2,200 00 6 11	2 20 2 17
*** TOTAL FNMA		SUB- TOTAL	400,313.00 400,000 00		16,350.00 2,103 47	4.08
<b>FHLMC</b>						
3128X9AT7 FHLMC 4 4% 08/25/2016-2009	AAA	200,000 000	200,506 00 200,000 00	100 25 100 00	8,800 00 1,613 33	4 39 4 36
3128X9AV2 FHLMC MEDIUM-TERM NOTE 2 5% 08/27/2012-2009	AAA	200,000 000	200,252 00 200,000 00	100 13 100 00	5,000 00 888 89	2 50 2 45
3128X9HB9 FHLMC 3 375% 10/15/2014-2010	AAA	100,000 000	100,136 00 100,000 00	100 14 100 00	3,375 00 150 00	3 37 3 34
*** TOTAL FHLMC		SUB- TOTAL	500,894.00 500,000 00		17,175 00 2,652.22	3.43
** TOTAL U. S. GOVT AGENCIES		SUB- TOTAL	901,207 00 900,000 00		33,525 00 4,755 69	3.72
<b>MUNICIPAL OBLIGATIONS</b>						
<b>MUNICIPAL OBLIGATIONS</b>						
047059AA8 ATHENS-CLARKE CNTY GA UNI GOVT DEV AUTH REV V/R-UGA REAL ESTATE FDN PROJ EHN LOC-SUNTRUST BANK EXP. 11/30/2009 55% 04/01/2031-2009	NR	250,000 000	250,000 00 250,000 00	100 00 100 00	1,375 00 113 01	0 55 0 70
343573BD2 FLOYD CNTY GA DEV AUTH REV V/R BERRY COLLEGE EHN. LOC - SUNTRUST BANK EXP 5/29/12 55% 06/01/2038-2009	A-2	500,000 000	500,000 00 500,000 00	100 00 100 00	2,750 00 180 82	0 55
499533AD9 KNOX CNTY TN INDL DEV BRD V/R-YMCA OF EAST TN INC PROJ EHN LOC-SUNTRUST BANK EXP. 12/15/2011 55% 12/01/2011-2009	NR	500,000 000	500,000 00 500,000 00	100 00 100 00	2,750 00 180 82	0 55 0 70
72316TAB0 PINELLAS CNTY FLA INDL DEV V/R FAMILY RES INC PROJ EHN LOC - SUNTRUST BANK EXP 7/15/12 6% 07/01/2024-2009	A-2	500,000.000	500,000 00 500,000 00	100 00 100 00	3,000.00 197 26	0 60

NOVEMBER 01, 2008 TO OCTOBER 31, 2009

ACCOUNT NAME: MAY EMMA HOYT FOUNDATION - COMPOSITE  
ACCOUNT NUMBER: M00356

## PORTFOLIO DETAIL ( CONTINUED )

DESCRIPTION	RATING	PAR VALUE	TOTAL MARKET/ TOTAL COST	MARKET PRICE/ COST PRICE	EST ANNUAL INCOME/ ACCRUED INC	YIELD CURRENT/ MATURITY
<b>MUNICIPAL OBLIGATIONS</b>						
*** TOTAL MUNICIPAL OBLIGATIONS		SUB- TOTAL	1,750,000.00 1,750,000.00		9,875.00 671.91	0.56
<b>MUNI BONDS - NON OHIO TAX EXEMPT</b>						
40727TBS2 HAMILTON CNTY OH HLTH CARE FACS REV REFD BDS V/R EPISCOPAL RETIREMENT HOMES SER 2005 B 7% 06/01/2035-2009	A-2	225,000 000	225,000 00 225,000 00	100 00 100 00	1,575 00 129 45	0 70 0 70
*** TOTAL MUNI BONDS - NON OHIO TAX EXEMPT		SUB- TOTAL	225,000.00 225,000.00		1,575.00 129.45	0.70
** TOTAL MUNICIPAL OBLIGATIONS		SUB- TOTAL	1,975,000.00 1,975,000.00		11,450 00 801 36	0.58
<b>CORPORATE OBLIGATIONS</b>						
<b>CORPORATE BONDS</b>						
031162BA7 AMGEN INC 6 4% 02/01/2039	A+	10,000 000	11,412 40 10,913 76	114 12 109 14	640 00 160 00	5 61 5 43
046353AC2 ASTRAZENECA PLC 5 4% 09/15/2012	AA-	10,000 000	11,020 90 10,793 81	110 21 107 94	540 00 69 00	4 90 1 74
06050BAA9 BANK OF AMERICA CORP 3 125% 06/15/2012	AAA	40,000 000	41,651 60 41,295 60	104 13 103 24	1,250 00 472 22	3 00 1 51
17275RAB8 CISCO SYSTEMS 5 25% 02/22/2011	A+	10,000 000	10,543 70 10,532 00	105 44 105 32	525 00 100 63	4 98 1 06
172967EM9 CITIGROUP INC 6 125% 11/21/2017	A	10,000 000	10,205 30 8,847.50	102 05 88 48	612 50 272 22	6 00 5 80
17313UAE9 CITIGROUP INC 2 125% 04/30/2012	AAA	40,000 000	40,766 40 40,117 99	101 92 100 29	850 00 2 36	2 09 1 34
20825CAQ7 CONOCOPHILLIPS 6 5% 02/01/2039	A	10,000 000	11,192 80 10,741 95	111 93 107 42	650 00 162 50	5 81 5 66
26442CAE4 DUKE ENERGY CAROLINAS 6 05% 04/15/2038	A	10,000 000	11,117.30 10,855 10	111 17 108 55	605 00 26 89	5 44 5 29
36962G3H5 GENERAL ELEC CAP CORP MEDIUM TERM NOTE 5 625% 09/15/2017	AA+	300,000 000	309,942 00 307,272 82	103 31 102 42	16,875 00 2,156 25	5 44 5 11
36967HAL1 GENERAL ELECTRIC CAP CORP 1 8% 03/11/2011	AAA	40,000 000	40,570 40 40,348 60	101.43 100 87	720.00 100 00	1 77 0 75

NOVEMBER 01, 2008 TO OCTOBER 31, 2009

ACCOUNT NAME: MAY EMMA HOYT FOUNDATION - COMPOSITE  
ACCOUNT NUMBER: M00356

## PORTFOLIO DETAIL ( CONTINUED )

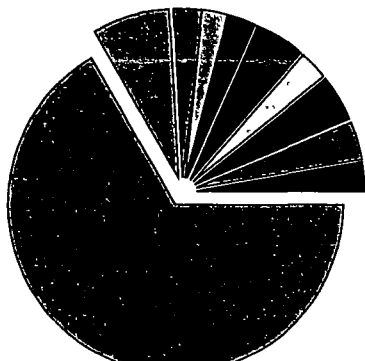
DESCRIPTION	RATING	PAR VALUE	TOTAL MARKET/ TOTAL COST	MARKET PRICE/ COST PRICE	EST ANNUAL INCOME/ ACCRUED INC	YIELD CURRENT/ MATURITY
<b>CORPORATE BONDS</b>						
377372AD9 GLAXOSMITHKLINE CAP INC 5 65% 05/15/2018	A+	10,000.000	11,007 90 10,653 90	110 08 106 54	565 00 260 53	5 13 4 23
38141GFM1 GOLDMAN SACHS GROUP INC CORPORATE BOND 6 15% 04/01/2018	A	10,000 000	10,656 10 9,774 37	106 56 97 74	615 00 51 25	5 77 5 18
59018YUW9 MERRILL LYNCH & CO 5% 01/15/2015	A	200,000 000	203,162 00 201,300 00	101 58 100 65	10,000 00 2,944 44	4 92 4 65
68389XAF2 ORACLE CORPORATION 3 75% 07/08/2014	A	10,000 000	10,395 70 10,080 40	103 96 100 80	375 00 117 71	3 61 2 84
92344GAM8 VERIZON GLOBAL FDG CORP 7 75% 12/01/2030	A	10,000 000	11,960 60 11,369 30	119 61 113 69	775 00 322 92	6 48 6 09
949746NY3 WELLS FARGO & CO 4 375% 01/31/2013	AA-	10,000 000	10,412 80 10,213 20	104 13 102 13	437 50 109 38	4 20 3 03
983024AM2 WYETH 5 45% 04/01/2017	AA	10,000 000	10,703 30 10,401 53	107 03 104 02	545 00 45 42	5 09 4 33
*** TOTAL CORPORATE BONDS			SUB- TOTAL		36,580.00 7,373.72	4.77
<b>FINANCIALS</b>						
38141GCG7 GOLDMAN SACHS GROUP INC 5 7% 09/01/2012	A	200,000 000	217,030 00 205,640 00	108.52 102 82	11,400 00 1,900 00	5 25 2 57
*** TOTAL FINANCIALS			SUB- TOTAL		11,400 00 1,900.00	5 25
<b>CONSUMER STAPLES</b>						
501044CE9 KROGER CO 5 5% 02/01/2013	BBB	100,000 000	107,090 00 108,290 00	107 09 108 29	5,500 00 1,375 00	5 14 3 19
*** TOTAL CONSUMER STAPLES			SUB- TOTAL		5,500 00 1,375.00	5 14
** TOTAL CORPORATE OBLIGATIONS			SUB- TOTAL		53,480.00 10,648.72	4 90
<b>COLLATERALIZED MORTGAGE OBLIGATIONS</b>						
<b>FHLMC GOLD-MTG BACKED SEC</b>						
31392WXM7 FHLMC CMO SERIES 2517 JH DTD 10/01/02 4 5% 10/15/2017		18 130	19 05 64 83	105 07 357 58	0 82 0.07	4 30 2 23

NOVEMBER 01, 2008 TO OCTOBER 31, 2009

ACCOUNT NAME: MAY EMMA HOYT FOUNDATION - COMPOSITE  
ACCOUNT NUMBER: M00356**PORTFOLIO DETAIL ( CONTINUED )**

DESCRIPTION	RATING	PAR VALUE	TOTAL MARKET/ TOTAL COST	MARKET PRICE/ COST PRICE	EST ANNUAL INCOME/ ACCRUED INC	YIELD CURRENT/ MATURITY
<b>FHLMC GOLD-MTG BACKED SEC</b>						
31394PXR9 FHLMC CMO SERIES 2756YA DTD 02/01/04 5% 02/15/2024		47,774 860	47,410 44 45,050 14	99 24 94 30	2,388 74 192 43	5 04 5 73
31396JG66 FHLMC SERIES 3121 CLASS JD 5 5% 03/15/2026		200,000 000	213,232 08 197,000 00	106 62 98 50	11,000 00 886 11	5.16 4 01
*** TOTAL FHLMC GOLD-MTG BACKED SEC		SUB- TOTAL	260,661.57 242,114.97		13,389.56 1,078.61	5.14
** TOTAL COLLATERALIZED MORTGAGE OBLIGATI		SUB- TOTAL	260,661.57 242,114.97		13,389.56 1,078.61	5 14
* TOTAL FIXED INCOME			4,746,484.36 4,698,558 73		127,635.58 22,062.76	2 69

**EQUITY DIVERSIFICATION SUMMARY**

	INDUSTRY CODE	MARKET VALUE	PERCENT
	COMMUNICATIONS EQUIPMENT	126,605 66	2 8%
	COMPUTER HARDWARE	168,469 31	3 7%
	DIVERSIFIED BANKS	200,170 38	4 4%
	FINANCIALS	130,380 00	2 8%
	INTEGRATED OIL AND GAS	214,120 13	4 7%
	OIL/GAS EQUIPMENT AND SERVICES	114,050 31	2 5%
	OIL/GAS EXPLORATION-PRODUCTION	109,741 08	2 4%
	OTHER DIVERSIFIED FINANCIAL SVCS	121,636 75	2 6%
	PHARMACEUTICALS	343,064 67	7 5%
	All Others-Combined	3,063,591 84	66 6%
	Total	4,591,830 13	100 0%

DESCRIPTION	TICKER	SHARES	TOTAL MARKET/ TOTAL COST	MARKET PRICE/ COST PRICE	EST ANNUAL INCOME/ ACCRUED INC	CURRENT YIELD
<b>EQUITY INVESTMENTS</b>						
<b>ADVERTISING</b>						
681919106 OMNICOM GROUP	OMC	625 000	21,425 00 21,586 63	34 28 34 54	375 00	1 75
** TOTAL ADVERTISING		SUB- TOTAL	21,425.00 21,586.63		375.00 0.00	1 75

Part II, Line 10b -  
Corporate Stock

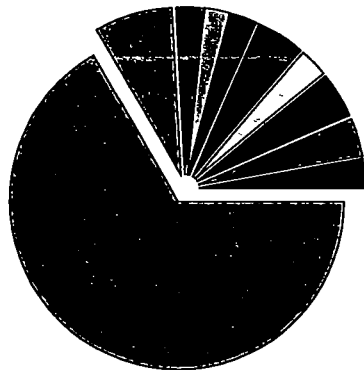
NOVEMBER 01, 2008 TO OCTOBER 31, 2009

ACCOUNT NAME: MAY EMMA HOYT FOUNDATION - COMPOSITE  
ACCOUNT NUMBER: M00356

## PORTFOLIO DETAIL ( CONTINUED )

DESCRIPTION	RATING	PAR VALUE	TOTAL MARKET/ TOTAL COST	MARKET PRICE/ COST PRICE	EST ANNUAL INCOME/ ACCRUED INC	YIELD CURRENT/ MATURITY
<b>FHLMC GOLD-MTG BACKED SEC</b>						
31394PXR9 FHLMC CMO SERIES 2756YA DTD 02/01/04 5% 02/15/2024		47,774 860	47,410 44 45,050 14	99 24 94 30	2,388 74 192 43	5 04 5 73
31396JG66 FHLMC SERIES 3121 CLASS JD 5 5% 03/15/2026		200,000 000	213,232 08 197,000 00	106 62 98 50	11,000 00 886 11	5 16 4 01
*** TOTAL FHLMC GOLD-MTG BACKED SEC		SUB-TOTAL	260,661 57 242,114 97		13,389 56 1,078 61	5.14
** TOTAL COLLATERALIZED MORTGAGE OBLIGATI		SUB-TOTAL	260,661.57 242,114.97		13,389.56 1,078.61	5.14
* TOTAL FIXED INCOME			4,746,484.36 4,698,558.73		127,635.58 22,062.76	2 69

## EQUITY DIVERSIFICATION SUMMARY



INDUSTRY CODE	MARKET VALUE	PERCENT
COMMUNICATIONS EQUIPMENT	126,605 66	2 8%
COMPUTER HARDWARE	168,469 31	3 7%
DIVERSIFIED BANKS	200,170 38	4 4%
FINANCIALS	130,380 00	2 8%
INTEGRATED OIL AND GAS	214,120 13	4 7%
OIL/GAS EQUIPMENT AND SERVICES	114,050 31	2 5%
OIL/GAS EXPLORATION-PRODUCTION	109,741 08	2 4%
OTHER DIVERSIFIED FINANCIAL SVCS	121,636 75	2 6%
PHARMACEUTICALS	343,064 67	7 5%
All Others-Combined	3,063,591 84	66 6%
Total	4,591,830 13	100 0%

DESCRIPTION	TICKER	SHARES	TOTAL MARKET/ TOTAL COST	MARKET PRICE/ COST PRICE	EST ANNUAL INCOME/ ACCRUED INC	CURRENT YIELD
<b>EQUITY INVESTMENTS</b>						
<b>ADVERTISING</b>						
681919106 OMNICOM GROUP	OMC	625 000	21,425 00 21,586 63	34 28 34 54	375 00	1 75
** TOTAL ADVERTISING		SUB-TOTAL	21,425.00 21,586 63		375 00 0 00	1 75

Part II, Line 10b - Corporate Stock

NOVEMBER 01, 2008 TO OCTOBER 31, 2009

ACCOUNT NAME: MAY EMMA HOYT FOUNDATION - COMPOSITE  
ACCOUNT NUMBER: M00356**PORTFOLIO DETAIL ( CONTINUED )**

DESCRIPTION	TICKER	SHARES	TOTAL MARKET/ TOTAL COST	MARKET PRICE/ COST PRICE	EST ANNUAL INCOME/ ACCRUED INC	CURRENT YIELD
<b>AEROSPACE AND DEFENSE</b>						
29081M102 EMBRAER AIRCRAFT CORP SP ADR	ERJ	915 000	18,528 75 21,934 67	20 25 23 97	546 26	2 95
369550108 GENERAL DYNAMICS CORP	GD	225 000	14,107 50 15,709 68	62 70 69 82	342 00 54 34	2 42
438516106 HONEYWELL INTERNATIONAL INC	HON	605 000	21,713 45 31,336 44	35 89 51 80	732 05	3 37
913017109 UNITED TECHNOLOGIES CORP	UTX	276 000	16,960 20 18,179 96	61 45 65 87	425 04	2 51
<b>** TOTAL AEROSPACE AND DEFENSE</b>		<b>SUB-TOTAL</b>	<b>71,309 90 87,160.75</b>		<b>2,045 35 54 34</b>	<b>2.87</b>
<b>AIRFREIGHT AND LOGISTICS</b>						
31428X106 FEDEX CORP	FDX	220 000	15,991 80 19,780 44	72 69 89 91	96 80	0 61
349853101 FORWARD AIR CORPORATION W/1 RT/SH	FWRD	190 000	4,054 60 3,058 83	21 34 16 10	53 20	1 31
911312106 UPS	UPS	365 000	19,593 20 17,191 72	53 68 47 10	657 00	3 35
<b>** TOTAL AIRFREIGHT AND LOGISTICS</b>		<b>SUB-TOTAL</b>	<b>39,639.60 40,030.99</b>		<b>807 00 0 00</b>	<b>2 04</b>
<b>APPAREL RETAIL</b>						
425883105 HENNES & MAURITZ AB- UNSP ADR		2,572 000	30,111 18 27,109 51	11 71 10 54	802 46	2 66
872540109 TJX COMPANIES INC	TJX	157 000	5,863 95 4,179 15	37 35 26 62	75 36	1 29
<b>** TOTAL APPAREL RETAIL</b>		<b>SUB-TOTAL</b>	<b>35,975.13 31,288.66</b>		<b>877 82 0.00</b>	<b>2 44</b>
<b>APPAREL, ACCESSORIES AND LUXURY</b>						
189754104 COACH INC W/1 RT/SH	COH	345 000	11,374 65 6,022 04	32 97 17 46	103 50	0 91
198516106 COLUMBIA SPORTSWEAR COMPANY	COLM	55 000	2,092.75 2,222 95	38 05 40 42	39 60	1 89



NOVEMBER 01, 2008 TO OCTOBER 31, 2009

ACCOUNT NAME: MAY EMMA HOYT FOUNDATION - COMPOSITE  
ACCOUNT NUMBER: M00356

## PORTFOLIO DETAIL ( CONTINUED )

DESCRIPTION	TICKER	SHARES	TOTAL MARKET/ TOTAL COST	MARKET PRICE/ COST PRICE	EST ANNUAL INCOME/ ACCRUED INC	CURRENT YIELD
<b>APPAREL, ACCESSORIES AND LUXURY</b>						
502441306 LVMH MOET HENNESSY LOU-ADR	LVMUY	1,665 000	34,711 92 18,136 31	20 85 10 89	531 14	1 53
<b>** TOTAL APPAREL, ACCESSORIES AND LUXURY</b>		<b>SUB- TOTAL</b>	48,179.32 26,381.30		674.24 0.00	1 40
<b>APPLICATION SOFTWARE</b>						
03662Q105 ANSYS INC	ANSS	205.000	8,318 90 5,715 73	40.58 27 88		
09227Q100 BLACKBAUD INC	BLKB	465.000	10,318 35 8,433 30	22 19 18 14	186 00	1 80
237545108 DASSAULT SYSTEMS ADR	DASTY	278 000	16,125 95 14,361 34	58 01 51 66	133 16	0 83
303075105 FACTSET RESEARCH SYSTEM	FDS	120 000	7,686 00 4,990 77	64.05 41 59	96 00	1 25
303250104 FAIR ISAAC CORPORATION W/1 RT/SH	FIC	315 000	6,403 95 6,843 27	20 33 21 72	25 20	0 39
426281101 HENRY JACK & ASSOC INC COM	JKHY	325 000	7,497.75 5,440.37	23 07 16 74	110 50	1 47
562750109 MANHATTAN ASSOCIATES	MANH	240 000	5,508 00 4,857.55	22 95 20 24		
803054204 SAP AG-SPONSORED ADR	SAP	647 000	30,415 47 26,533 68	47 01 41 01	718 17	2 36
<b>** TOTAL APPLICATION SOFTWARE</b>		<b>SUB- TOTAL</b>	92,274.37 77,176.01		1,269.03 0.00	1 38
<b>ASSET-MGT AND CUSTODY BANKING</b>						
008252108 AFFILIATED MANAGERS GROUP	AMG	193 000	12,253 57 7,548 04	63 49 39 11		
354613101 FRANKLIN RES INC	BEN	145 000	15,171 35 11,750 07	104 63 81 03	121 80	0 80
36143A109 GAM HOLDING LTD UNSPON ADR	GMHLY	2,453 000	24,284 70 17,167 16	9 90 7 00	115 29	0 47

NOVEMBER 01, 2008 TO OCTOBER 31, 2009

ACCOUNT NAME: MAY EMMA HOYT FOUNDATION - COMPOSITE  
ACCOUNT NUMBER: M00356

## PORTFOLIO DETAIL ( CONTINUED )

DESCRIPTION	TICKER	SHARES	TOTAL MARKET/ TOTAL COST	MARKET PRICE/ COST PRICE	EST ANNUAL INCOME/ ACCRUED INC	CURRENT YIELD
<b>ASSET MGT AND CUSTODY BANKING</b>						
665859104 NORTHERN TRUST CORP	NTRS	324 000	16,281 00 18,384 54	50 25 56.74	362 88	2 23
G491BT108 INVESCO LTD	IVZ	308 000	6,514 20 4,816.56	21 15 15 64	126 28	1 94
<b>** TOTAL ASSET MGT AND CUSTODY BANKING</b>		<b>SUB-TOTAL</b>	74,504.82 59,666.37		726 25 0.00	0.97
<b>AUTOMOBILE MANUFACTURERS</b>						
892331307 TOYOTA MTR LTD COM 2 ADR	TM	307 000	23,851 95 23,896 38	77 69 77 84	591 90	2 48
<b>** TOTAL AUTOMOBILE MANUFACTURERS</b>		<b>SUB-TOTAL</b>	23,851.95 23,896 38		591 90 0.00	2.48
<b>BIOTECHNOLOGY</b>						
031162100 AMGEN INC	AMGN	152 000	8,150 24 7,673 34	53 62 50 48		
12637N105 CSL LTD ADR	CMXHY	888 000	12,950 50 10,208 93	14 58 11 50	232 66	1 80
372917104 GENZYME CORP	GENZ	365 000	18,469 00 20,126 57	50 60 55 14		
375558103 GILEAD SCIENCES INC W/1 RT/SH	GILD	515 000	21,913 25 23,669 57	42 55 45 96		
<b>** TOTAL BIOTECHNOLOGY</b>		<b>SUB-TOTAL</b>	61,482.99 61,678.41		232 66 0.00	0.38
<b>BREWERS</b>						
60871R209 MOLSON COORS BREWING CO B	TAP	265 000	12,977 05 10,037 89	48 97 37 88	254 40	1 96
78572M105 SABMILLER PLC	SBMRY	791 000	20,900 59 15,980 88	26 42 20 20	418 44	2 00
<b>** TOTAL BREWERS</b>		<b>SUB-TOTAL</b>	33,877 64 26,018.77		672.84 0 00	1 99
<b>BROADCASTING AND CABLE TV</b>						
111013108 BRITISH SKY BROADCASTING ADR	BSY	690 000	23,943 00 20,291 21	34 70 29 41	772 80	3 23
<b>** TOTAL BROADCASTING AND CABLE TV</b>		<b>SUB-TOTAL</b>	23,943 00 20,291 21		772 80 0.00	3 23

NOVEMBER 01, 2008 TO OCTOBER 31, 2009

ACCOUNT NAME: MAY EMMA HOYT FOUNDATION - COMPOSITE  
ACCOUNT NUMBER: M00356

## PORTFOLIO DETAIL ( CONTINUED )

DESCRIPTION	TICKER	SHARES	TOTAL MARKET/ TOTAL COST	MARKET PRICE/ COST PRICE	EST ANNUAL INCOME/ ACCRUED INC	CURRENT YIELD
<b>BUILDING PRODUCTS</b>						
829073105 SIMPSON MANUFACTURING CO INC	SSD	100 000	2,339 00 1,752 00	23.39 17 52	40 00	1 71
<b>** TOTAL BUILDING PRODUCTS</b>		<b>SUB- TOTAL</b>	<b>2,339.00 1,752.00</b>		<b>40.00 0.00</b>	<b>1 71</b>
<b>COMMUNICATIONS EQUIPMENT</b>						
17275R102 CISCO SYSTEMS	CSCO	2,690 000	61,358 90 40,129 77	22 81 14 92		
294821608 ERICSSON L M TEL CO	ERICY	549 000	5,709 60 5,118 98	10 40 9 32	87 84	1 54
654902204 NOKIA CORP -SPON ADR	NOK	1,508 000	19,860 36 26,621 26	13.17 17.65	592 64	2 98
747525103 QUALCOMM INC W 1 RT P/S EXP 9/25/2015	QCOM	960 000	39,676 80 39,852 00	41 33 41 51	652 80	1 65
<b>** TOTAL COMMUNICATIONS EQUIPMENT</b>		<b>SUB- TOTAL</b>	<b>126,605.66 111,722.01</b>		<b>1,333.28 0.00</b>	<b>1 05</b>
<b>COMPUTER AND ELECTRONICS RETAIL</b>						
086516101 BEST BUY COMPANY INC	BBY	415 000	15,844 70 16,663 03	38 18 40 15	232 40	1 47
36467W109 GAMESTOP CORP -CL A	GME	680 000	16,517 20 16,159 41	24 29 23 76		
<b>** TOTAL COMPUTER AND ELECTRONICS RETAIL</b>		<b>SUB- TOTAL</b>	<b>32,361.90 32,822.44</b>		<b>232.40 0 00</b>	<b>0 72</b>
<b>COMPUTER HARDWARE</b>						
037833100 APPLE INC	AAPL	246 000	46,371 00 36,877 14	188 50 149 91		
24702R101 DELL INC COMMON	DELL	1,140 000	16,473 00 10,305 60	14 45 9 04		
428236103 HEWLETT PACKARD CO	HPQ	1,237 000	58,708 02 53,529 79	47 46 43 27	395 84	0 67
459200101 IBM CORP	IBM	389 000	46,917 29 42,804 47	120 61 110 04	855 80	1 82
<b>** TOTAL COMPUTER HARDWARE</b>		<b>SUB- TOTAL</b>	<b>168,469 31 143,517.00</b>		<b>1,251 64 0.00</b>	<b>0 74</b>

NOVEMBER 01, 2008 TO OCTOBER 31, 2009

ACCOUNT NAME: MAY EMMA HOYT FOUNDATION - COMPOSITE  
ACCOUNT NUMBER: M00356**PORTFOLIO DETAIL ( CONTINUED )**

DESCRIPTION	TICKER	SHARES	TOTAL MARKET/ TOTAL COST	MARKET PRICE/ COST PRICE	EST ANNUAL INCOME/ ACCRUED INC	CURRENT YIELD
<b>COMPUTER STORAGE PERIPHERALS</b>						
H50430232 LOGITECH INTERNATIONAL-REG	LOGI	1,834 000	31,532 09 31,127 21	17 19 16 97		
<b>** TOTAL COMPUTER STORAGE PERIPHERALS</b>		<b>SUB-TOTAL</b>	<b>31,532 09 31,127 21</b>		<b>0 00 0 00</b>	<b>0 00</b>
<b>CONSTRUCTION AND ENGINEERING</b>						
469814107 JACOBS ENG GROUP	JEC	500 000	21,145 00 30,691 55	42 29 61 38		
<b>** TOTAL CONSTRUCTION AND ENGINEERING</b>		<b>SUB-TOTAL</b>	<b>21,145 00 30,691 55</b>		<b>0 00 0 00</b>	<b>0.00</b>
<b>CONSTRUCTION AND FARM MACHINERY</b>						
244199105 DEERE & CO W/1 RT/SH	DE	337 000	15,350 35 24,796 74	45 55 73 58	377 44 126 56	2 46
500458401 KOMATSU LTD	KMTUY	370 000	29,724 32 22,031 20	80 34 59 54	307 47	1 03
693718108 PACCAR INC	PCAR	112 000	4,189 92 4,384 84	37 41 39 15	40 32	0 96
<b>** TOTAL CONSTRUCTION AND FARM MACHINERY</b>		<b>SUB-TOTAL</b>	<b>49,264 59 51,212 78</b>		<b>725.23 126.56</b>	<b>1 47</b>
<b>CONSTRUCTION MATERIALS</b>						
929160109 VULCAN MATERIALS CO W/1 RT/SH	VMC	470 000	21,634 10 26,481 44	46 03 56 34	470 00	2 17
<b>** TOTAL CONSTRUCTION MATERIALS</b>		<b>SUB-TOTAL</b>	<b>21,634 10 26,481 44</b>		<b>470.00 0 00</b>	<b>2 17</b>
<b>CONSUMER FINANCE</b>						
025816109 AMERICAN EXPRESS	AXP	395 000	13,761 80 13,401 98	34 84 33 93	284 40 30 24	2 07
14040H105 CAPITAL ONE FINANCIAL CORP	COF	178 000	6,514 80 2,621 61	36 60 14 73	35 60	0 55
<b>** TOTAL CONSUMER FINANCE</b>		<b>SUB-TOTAL</b>	<b>20,276 60 16,023 59</b>		<b>320.00 30 24</b>	<b>1 58</b>
<b>DATA PROCESSING-OUTSOURCED SVCS</b>						
57636Q104 MASTERCARD INC CL A	MA	40 000	8,760 80 7,047 47	219 02 176 19	24 00 6 00	0 27
<b>** TOTAL DATA PROCESSING-OUTSOURCED SVCS</b>		<b>SUB-TOTAL</b>	<b>8,760 80 7,047 47</b>		<b>24.00 6 00</b>	<b>0 27</b>

NOVEMBER 01, 2008 TO OCTOBER 31, 2009

ACCOUNT NAME: MAY EMMA HOYT FOUNDATION - COMPOSITE  
ACCOUNT NUMBER: M00356

## PORTFOLIO DETAIL ( CONTINUED )

DESCRIPTION	TICKER	SHARES	TOTAL MARKET/ TOTAL COST	MARKET PRICE/ COST PRICE	EST ANNUAL INCOME/ ACCRUED INC	CURRENT YIELD
<b>DISTRIBUTORS</b>						
501889208 LKQ CORP	LKQX	475 000	8,203 25 6,860 07	17 27 14 44		
<b>** TOTAL DISTRIBUTORS</b>		<b>SUB- TOTAL</b>	<b>8,203.25 6,860.07</b>		<b>0.00 0.00</b>	<b>0 00</b>
<b>DIVERSIFIED BANKS</b>						
05565A202 BNP PARIBAS	BNPQY	657 000	24,937 09 22,036 57	37 96 33 54	340.98 620 82	1 37
455807107 IND & COMM BK OF CHINA UNSPON ADR	IDCBY	530 000	21,512 70 17,729 30	40 59 33 45	566 04	2 63
46115H107 INTESA SANPAOLO -SPON ADR	ISNPY	1,052 000	26,775 50 26,738 83	25 45 25 42	2,720 47	10 16
465562106 ITAU UNIBANCO HOLDING SA ADR	ITUB	706 000	13,512 84 10,512 46	19 14 14 89	45 18	0 33
606822104 MITSUBISHI UFJ FINANCIAL ADR	MTU	4,161 000	22,094 91 25,993.78	5.31 6 25	482 68	2 18
633643408 NATIONAL BANK GREECE -ADR	NBG_US	4,274 000	31,071 98 19,820 51	7 27 4 64	534 25	1 72
902973304 U S BANCORP	USB	276 000	6,408 72 5,145 67	23 22 18 64	55 20	0 86
949746101 WELLS FARGO & CO	WFC	1,957 000	53,856 64 43,031 69	27.52 21 99	391 40	0 73
<b>** TOTAL DIVERSIFIED BANKS</b>		<b>SUB- TOTAL</b>	<b>200,170.38 171,008.81</b>		<b>5,136.20 620.82</b>	<b>2.57</b>
<b>DIVERSIFIED COMML-PRO SERVICES</b>						
00762W107 ADVISORY BOARD CO	ABCO	180 000	4,435 20 6,505 24	24.64 36 14		
30214U102 EXPONENT INC	EXPO	165 000	4,291 65 4,550.38	26 01 27 58		
580589109 MCGRATH RENTCORP	MGRC	180 000	3,555.00 3,814 37	19 75 21 19	158 40	4 46
<b>** TOTAL DIVERSIFIED COMML-PRO SERVICES</b>		<b>SUB- TOTAL</b>	<b>12,281 85 14,869.99</b>		<b>158.40 0 00</b>	<b>1 29</b>

NOVEMBER 01, 2008 TO OCTOBER 31, 2009

ACCOUNT NAME: MAY EMMA HOYT FOUNDATION - COMPOSITE  
ACCOUNT NUMBER: M00356

## PORTFOLIO DETAIL ( CONTINUED )

DESCRIPTION	TICKER	SHARES	TOTAL MARKET/ TOTAL COST	MARKET PRICE/ COST PRICE	EST ANNUAL INCOME/ ACCRUED INC	CURRENT YIELD
<b>DIVERSIFIED METALS AND MINING</b>						
088606108 BHP BILLITON LTD-SPON ADR COMMON STOCK	BHP	356 000	23,346 48 19,242 48	65 58 54.05	583 84	2 50
35671D857 FREEPORT-MCMORAN C & G W/1 RT/SH	FCX	147 000	10,783 92 8,637 58	73 36 58.76		
84265V105 SOUTHERN COPPER CORP	PCU	415 000	13,072 50 9,637 40	31 50 23 22	298 80	2 29
<b>** TOTAL DIVERSIFIED METALS AND MINING</b>		<b>SUB- TOTAL</b>	<b>47,202.90 37,517 46</b>		<b>882.64 0.00</b>	<b>1.87</b>
<b>DIVERSIFIED REITS</b>						
929042109 VORNADO REALTY TRUST	VNO	100 000	5,956 00 6,321 50	59 56 63 22	260 00	4 37
<b>** TOTAL DIVERSIFIED REITS</b>		<b>SUB- TOTAL</b>	<b>5,956 00 6,321.50</b>		<b>260.00 0 00</b>	<b>4.37</b>
<b>DRUG RETAIL</b>						
126650100 CVS CAREMARK CORP	CVS	1,389 000	49,031 70 44,258 89	35 30 31 86	423 65 116 28	0 86
<b>** TOTAL DRUG RETAIL</b>		<b>SUB- TOTAL</b>	<b>49,031 70 44,258.89</b>		<b>423.65 116.28</b>	<b>0.86</b>
<b>EDUCATION SERVICES</b>						
647581107 NEW ORIENTAL EDUCATION SP ADR	EDU	132 000	9,218 88 10,066 17	69 84 76 26		
<b>** TOTAL EDUCATION SERVICES</b>		<b>SUB- TOTAL</b>	<b>9,218 88 10,066 17</b>		<b>0 00 0 00</b>	<b>0 00</b>
<b>ELECTRIC UTILITIES</b>						
025537101 AMERICAN ELECTRIC POWER	AEP	345 000	10,425 90 9,069 30	30 22 26 29	565 80	5 43
26441C105 DUKE ENERGY CORP	DUK	470 000	7,435 40 4,904 24	15 82 10 43	451 20	6 07
688590108 OEST ELEKTRIZATS-SPONS ADR	OEZVY	1,336 000	12,060 07 14,797 59	9 03 11 08	249 83	2 07
842587107 SOUTHERN CO	SO	269 000	8,390 11 8,845 47	31 19 32 88	470 75 117 69	5 61
<b>** TOTAL ELECTRIC UTILITIES</b>		<b>SUB- TOTAL</b>	<b>38,311 48 37,616 60</b>		<b>1,737 58 117 69</b>	<b>4.54</b>

NOVEMBER 01, 2008 TO OCTOBER 31, 2009

ACCOUNT NAME: MAY EMMA HOYT FOUNDATION - COMPOSITE  
ACCOUNT NUMBER: M00356**PORTFOLIO DETAIL ( CONTINUED )**

DESCRIPTION	TICKER	SHARES	TOTAL MARKET/ TOTAL COST	MARKET PRICE/ COST PRICE	EST ANNUAL INCOME/ ACCRUED INC	CURRENT YIELD
<b>ELECTRICAL COMPONENTS-EQUIPMENT</b>						
104674106 BRADY CORPORATION CL A	BRC	165 000	4,468 20 3,854 94	27 08 23 36	115 50	2 58
291011104 EMERSON ELECTRIC CO W/1 RT/SH	EMR	585 000	22,083 75 16,880 98	37 75 28 86	772.20	3 50
<b>** TOTAL ELECTRICAL COMPONENTS-EQUIPMENT</b>		<b>SUB-TOTAL</b>	26,551.95 20,735.92		887.70 0.00	3.34
<b>ELECTRONIC EQUIPMENT MFGS</b>						
234264109 DAKTRONICS INC	DAKT	365 000	2,744 80 3,035 44	7 52 8 32	34 68	1.26
636518102 NATIONAL INSTRUMENTS CORP	NATI	142 000	3,791 40 3,690 40	26 70 25 99	68 16	1 80
775043102 ROFIN-SINAR TECHNOLOGIES INC	RSTI	65 000	1,394 25 1,497 28	21 45 23 04		
806037107 SCANSOURCE INC	SCSC	135 000	3,427 65 3,422 57	25.39 25 35		
<b>** TOTAL ELECTRONIC EQUIPMENT MFGS</b>		<b>SUB-TOTAL</b>	11,358.10 11,645 69		102.84 0 00	0.91
<b>ENVIRONMENTAL-FACILITIES SVCS</b>						
94106L109 WASTE MANAGEMENT INC	WM	387 000	11,563 56 11,119 79	29 88 28 73	448 92	3 88
<b>** TOTAL ENVIRONMENTAL-FACILITIES SVCS</b>		<b>SUB-TOTAL</b>	11,563 56 11,119 79		448.92 0.00	3 88
<b>FERTILIZERS AND AGRI CHEMICALS</b>						
73755L107 POTASH CORP OF SASKATCHEWAN	POT	235 000	21,803 30 20,809 69	92 78 88 55	94 00 22 00	0 43
<b>** TOTAL FERTILIZERS AND AGRI CHEMICALS</b>		<b>SUB-TOTAL</b>	21,803.30 20,809.69		94.00 22.00	0 43
<b>FINANCIALS</b>						
46626V207 JPMCHASE CAP XI 5 8750% 06/15/33 SERIES	JPM/PK	6,000 000	130,380 00 150,000 00	21 73 25 00	8,814 00	6 76
<b>** TOTAL FINANCIALS</b>		<b>SUB-TOTAL</b>	130,380.00 150,000.00		8,814.00 0 00	6 76

NOVEMBER 01, 2008 TO OCTOBER 31, 2009

ACCOUNT NAME: MAY EMMA HOYT FOUNDATION - COMPOSITE  
ACCOUNT NUMBER: M00356

## PORTFOLIO DETAIL ( CONTINUED )

DESCRIPTION	TICKER	SHARES	TOTAL MARKET/ TOTAL COST	MARKET PRICE/ COST PRICE	EST ANNUAL INCOME/ ACCRUED INC	CURRENT YIELD
<b>FOOD RETAIL</b>						
147528103 CASEYS GENERAL STORES INC	CASY	95 000	2,995 35 2,161.35	31 53 22 75	32 30 8 08	1 08
781258108 RUDDICK CORP	RDK	105 000	2,805 60 2,193.25	26 72 20 89	50 40	1 80
881575302 TESCO PLC SPONSORED ADR	TSCDY	1,334 000	26,872.10 26,264.73	20 14 19 69	743 04	2 77
<b>** TOTAL FOOD RETAIL</b>		<b>SUB-TOTAL</b>	<b>32,673.05 30,619.33</b>		<b>825.74 8.08</b>	<b>2.53</b>
<b>FOOTWEAR</b>						
654106103 NIKE INC CL B	NKE	508 000	31,587 44 23,949.26	62 18 47 14	508 00	1 61
978097103 WOLVERINE WORLD WIDE INC	WWW	105 000	2,685 90 2,550.40	25 58 24 29	46 20 11 55	1 72
<b>** TOTAL FOOTWEAR</b>		<b>SUB-TOTAL</b>	<b>34,273.34 26,499.66</b>		<b>554.20 11.55</b>	<b>1.62</b>
<b>GENERAL MERCHANDISE STORES</b>						
87612E106 TARGET CORP	TGT	537 000	26,006 91 19,693.48	48 43 36 67	365 16	1 40
<b>** TOTAL GENERAL MERCHANDISE STORES</b>		<b>SUB-TOTAL</b>	<b>26,006.91 19,693.48</b>		<b>365.16 0 00</b>	<b>1.40</b>
<b>HEALTH CARE DISTRIBUTORS</b>						
690732102 OWENS & MINOR INC	OMI	65 000	2,657 85 2,220.52	40 89 34 16	59 80	2 25
69366A100 PSS WORLD MEDICAL INC	PSSI	140 000	2,830 80 2,594.74	20 22 18 53		
<b>** TOTAL HEALTH CARE DISTRIBUTORS</b>		<b>SUB-TOTAL</b>	<b>5,488.65 4,815.26</b>		<b>59 80 0 00</b>	<b>1.09</b>
<b>HEALTH CARE EQUIPMENT</b>						
101137107 BOSTON SCIENTIFIC CORP	BSX	654 000	5,310.48 5,014.28	8 12 7 67		
45168D104 IDEXX LABS INC W/1 RT/SH	IDXX	75 000	3,834 00 2,882.75	51 12 38.44		



NOVEMBER 01, 2008 TO OCTOBER 31, 2009

ACCOUNT NAME: MAY EMMA HOYT FOUNDATION - COMPOSITE  
ACCOUNT NUMBER: M00356**PORTFOLIO DETAIL ( CONTINUED )**

DESCRIPTION	TICKER	SHARES	TOTAL MARKET/ TOTAL COST	MARKET PRICE/ COST PRICE	EST ANNUAL INCOME/ ACCRUED INC	CURRENT YIELD
<b>HEALTH CARE EQUIPMENT</b>						
790849103 ST JUDE MEDICAL INC	STJ	525 000	17,892.00 19,672.19	34.08 37.47		
83175M205 SMITH & NEPHEW PLC -SPON ADR	SNN	409 000	18,090.07 19,396.45	44.23 47.42	277.71 111.66	1.54
863667101 STRYKER CORP	SYK	495 000	22,770.00 26,910.59	46.00 54.36	198.00	0.87
987520103 YOUNG INNOVATIONS INC	YDNT	145 000	3,429.25 3,481.94	23.65 24.01	23.20	0.68
G2554F105 COVIDIEN PLC	COV	100 000	4,212.00 3,717.91	42.12 37.18	72.00 30.78	1.71
<b>** TOTAL HEALTH CARE EQUIPMENT</b>		<b>SUB- TOTAL</b>	<b>75,537.80 81,076.11</b>		<b>570.91 142.44</b>	<b>0.76</b>
<b>HEALTH CARE SERVICES</b>						
358029106 FRESENIUS MEDICAL CARE AG	FMS	629 000	30,418.44 26,100.19	48.36 41.49	759.83	2.50
50540R409 LABORATORY CORP AMER HLDGS INC W/1 RT/SH	LH	330 000	22,733.70 24,075.27	68.89 72.96		
51476K103 LANDAUER INC	LDR	55 000	2,848.45 2,448.20	51.79 44.51	115.50	4.05
<b>** TOTAL HEALTH CARE SERVICES</b>		<b>SUB- TOTAL</b>	<b>56,000.59 52,623.66</b>		<b>875.33 0.00</b>	<b>1.56</b>
<b>HEALTH CARE SUPPLIES</b>						
249030107 DENTSPLY INTERNATIONAL INC CLASS A COMMON	XRAY	730 000	24,060.80 23,165.38	32.96 31.73	146.00	0.61
44930G107 ICU MED INC W/1 RT P/S EXP 8/08/2017	ICUI	35 000	1,225.00 1,063.01	35.00 30.37		
<b>** TOTAL HEALTH CARE SUPPLIES</b>		<b>SUB- TOTAL</b>	<b>25,285.80 24,228.39</b>		<b>146.00 0.00</b>	<b>0.58</b>
<b>HEAVY ELECTRICAL EQUIPMENT</b>						
925458101 VESTAS WIND SYSTEMS- UNSP ADR	VWDRY	1,103 000	26,104.70 30,097.78	23.67 27.29		
<b>** TOTAL HEAVY ELECTRICAL EQUIPMENT</b>		<b>SUB- TOTAL</b>	<b>26,104.70 30,097.78</b>		<b>0.00 0.00</b>	<b>0.00</b>

NOVEMBER 01, 2008 TO OCTOBER 31, 2009

ACCOUNT NAME: MAY EMMA HOYT FOUNDATION - COMPOSITE  
ACCOUNT NUMBER: M00356

## PORTFOLIO DETAIL ( CONTINUED )

DESCRIPTION	TICKER	SHARES	TOTAL MARKET/ TOTAL COST	MARKET PRICE/ COST PRICE	EST ANNUAL INCOME/ ACCRUED INC	CURRENT YIELD
<b>HOME ENTERTAINMENT SOFTWARE</b>						
00507V109 ACTIVISION BLIZZARD INC	ATVI	1,665 000	18,031 95 17,907 74	10 83 10 76		
654445303 NINTENDO CO LTD-ADR	NTDOY	338 000	10,819 38 11,751 06	32 01 34 77	573 92	5 30
<b>** TOTAL HOME ENTERTAINMENT SOFTWARE</b>		<b>SUB-TOTAL</b>	<b>28,851.33 29,658.80</b>		<b>573.92 0.00</b>	<b>1.99</b>
<b>HOME IMPROVEMENT RETAIL</b>						
495724403 KINGFISHER PLC -SPONS ADR	KGPHY	3,962 000	29,203 90 31,733 79	7 37 8 01	606.19	2 08
548661107 LOWES COS INC	LOW	1,542 000	30,176 94 32,955 79	19 57 21.37	555.12	1 84
<b>** TOTAL HOME IMPROVEMENT RETAIL</b>		<b>SUB-TOTAL</b>	<b>59,380 84 64,689.58</b>		<b>1,161 31 0.00</b>	<b>1.96</b>
<b>HOMEFURNISHING RETAIL</b>						
002535201 AARON'S, INC	RNT	287 000	7,189 35 5,683 84	25 05 19 80	19 52	0 27
<b>** TOTAL HOMEFURNISHING RETAIL</b>		<b>SUB-TOTAL</b>	<b>7,189.35 5,683.84</b>		<b>19 52 0 00</b>	<b>0.27</b>
<b>HOTELS, RESORTS AND CRUISE LINES</b>						
023177108 AMBASSADORS GROUP	EPAX	190 000	2,414 90 3,720 82	12 71 19 58	45 60	1 89
143658300 CARNIVAL CORPORATION	CCL	1,197 000	34,856 64 41,525 98	29 12 34 69		
169905106 CHOICE HOTELS INTERNATIONAL INC NEW W/1 RT/SH	CHH	145 000	4,323 90 3,842 50	29 82 26 50	107 30	2 48
<b>** TOTAL HOTELS, RESORTS AND CRUISE LINES</b>		<b>SUB-TOTAL</b>	<b>41,595 44 49,089.30</b>		<b>152.90 0.00</b>	<b>0 37</b>
<b>HOUSEHOLD PRODUCTS</b>						
742718109 PROCTER & GAMBLE CO	PG	570 000	33,060 00 30,599 80	58 00 53 68	1,003 20 250 80	3 03
756255105 RECKITT BENCKISER GROUP ADR	RBGPY	2,637 000	26,383.19 22,749.22	10 01 8 63	690 89	2 62
<b>** TOTAL HOUSEHOLD PRODUCTS</b>		<b>SUB-TOTAL</b>	<b>59,443.19 53,349.02</b>		<b>1,694 09 250 80</b>	<b>2 85</b>

NOVEMBER 01, 2008 TO OCTOBER 31, 2009

ACCOUNT NAME: MAY EMMA HOYT FOUNDATION - COMPOSITE  
ACCOUNT NUMBER: M00356

## PORTFOLIO DETAIL ( CONTINUED )

DESCRIPTION	TICKER	SHARES	TOTAL MARKET/ TOTAL COST	MARKET PRICE/ COST PRICE	EST ANNUAL INCOME/ ACCRUED INC	CURRENT YIELD
<b>HYPERMARKETS AND SUPERCENTERS</b>						
931142103 WAL-MART STORES INC	WMT	943 000	46,848 24 48,108 47	49.68 51 02	1,027.87	2 19
93114W107 WALMART DE MEXICO -SPON ADR V	WMMVY	678 000	23,738 14 15,829 77	35 01 23 35	296 29	1 25
<b>** TOTAL HYPERMARKETS AND SUPERCENTERS</b>		<b>SUB- TOTAL</b>	<b>70,586.38 63,938 24</b>		<b>1,324 16 0 00</b>	<b>1 88</b>
<b>INDUSTRIAL CONGLOMERATES</b>						
142339100 CARLISLE COS INC	CSL	65 000	2,017 60 2,143 61	31 04 32 98	41 60	2 06
369604103 GENERAL ELECTRIC CO	GE	559 000	7,971 34 8,182 76	14 26 14.64	223 60	2 81
754212108 RAVEN INDUSTRIES INC	RAVN	160 000	3,952 00 4,186 71	24.70 26.17	89 60	2 27
H89128104 TYCO INTERNATIONAL LTD	TYC	124 000	4,211 04 4,368 12	33 96 35 23	99 20 24.80	2 36
<b>** TOTAL INDUSTRIAL CONGLOMERATES</b>		<b>SUB- TOTAL</b>	<b>18,151 98 18,881 20</b>		<b>454.00 24 80</b>	<b>2.50</b>
<b>INDUSTRIAL GASES</b>						
009158106 AIR PRODS & CHEMS INC W/1 RT/SH	APD	469 000	36,173 97 23,750 36	77.13 50.64	844 20 195 30	2 33
<b>** TOTAL INDUSTRIAL GASES</b>		<b>SUB- TOTAL</b>	<b>36,173.97 23,750.36</b>		<b>844.20 195.30</b>	<b>2 33</b>
<b>INDUSTRIAL MACHINERY</b>						
307305102 FANUC LTD UNSP ADR	FANUY	463 000	19,717 78 16,800 48	42 59 36 29	111 12	0 56
<b>** TOTAL INDUSTRIAL MACHINERY</b>		<b>SUB- TOTAL</b>	<b>19,717.78 16,800 48</b>		<b>111 12 0 00</b>	<b>0.56</b>
<b>INTEGRATED OIL AND GAS</b>						
055434203 BG GROUP PLC -SPON ADR	BRGY	264 000	22,954.80 22,523.84	86 95 85 32	259 78	1 13
166764100 CHEVRON CORPORATION	CVX	760 000	58,170 40 42,896 08	76 54 56 44	2,067 20	3 55

NOVEMBER 01, 2008 TO OCTOBER 31, 2009

ACCOUNT NAME: MAY EMMA HOYT FOUNDATION - COMPOSITE  
ACCOUNT NUMBER: M00356

## PORTFOLIO DETAIL ( CONTINUED )

DESCRIPTION	TICKER	SHARES	TOTAL MARKET/ TOTAL COST	MARKET PRICE/ COST PRICE	EST ANNUAL INCOME/ ACCRUED INC	CURRENT YIELD
<b>INTEGRATED OIL AND GAS</b>						
20825C104 CONOCOPHILLIPS	COP	249 000	12,494 82 12,659 31	50 18 50 84	498 00 124 50	3 99
30231G102 EXXON MOBIL CORP	XOM	297 000	21,285 99 20,886 96	71 67 70.33	498 96	2 34
368287207 OAO GAZPROM SPON ADR	OGZPY	866.000	20,957 20 33,551 44	24 20 38 74	28 58	0 14
42809H107 HESS CORP	HES	309 000	16,914 66 18,230 05	54 74 59 00	123 60	0 73
674599105 OCCIDENTAL PETROLEUM CORP	OXY	620 000	47,045 60 50,820 79	75 88 81 97	818 40	1 74
89151E109 TOTAL FINA ELF S A SPONSORED ADR	TOT	238 000	14,296 66 11,245 25	60 07 47 25	645 69	4 52
<b>** TOTAL INTEGRATED OIL AND GAS</b>		<b>SUB-TOTAL</b>	214,120.13 212,813 72		4,940.21 124 50	2.31
<b>INTEGRATED TELECOMM SVCS</b>						
00206R102 AT&T INC	T	747 000	19,175 49 23,368 63	25 67 31 28	1,225 08 306 27	6 39
879382208 TELEFONICA SA SPON ADR	TEF	449 000	37,684 57 34,772 05	83 93 77 44	1,413 00	3 75
92343V104 VERIZON COMMUNICATIONS	VZ	1,394 000	41,248 46 49,770 64	29 59 35 70	2,648 60 662 16	6 42
<b>** TOTAL INTEGRATED TELECOMM SVCS</b>		<b>SUB-TOTAL</b>	98,108.52 107,911 32		5,286 68 968.43	5.39
<b>INTERNET RETAIL</b>						
023135106 AMAZON COM INC	AMZN	55 000	6,534.55 6,403 65	118 81 116 43		
09578R103 BLUE NILE INC	NILE	65 000	3,903 25 3,090 00	60 05 47 54		
64110L106 NETFLIX INC	NFLX	210 000	11,224 50 8,944 03	53 45 42 59		
<b>** TOTAL INTERNET RETAIL</b>		<b>SUB-TOTAL</b>	21,662 30 18,437 68		0.00 0.00	0.00

NOVEMBER 01, 2008 TO OCTOBER 31, 2009

ACCOUNT NAME: MAY EMMA HOYT FOUNDATION - COMPOSITE  
ACCOUNT NUMBER: M00356

## PORTFOLIO DETAIL ( CONTINUED )

DESCRIPTION	TICKER	SHARES	TOTAL MARKET/ TOTAL COST	MARKET PRICE/ COST PRICE	EST ANNUAL INCOME/ ACCRUED INC	CURRENT YIELD
<b>INTERNET SOFTWARE AND SVCS</b>						
38259P508 GOOGLE INC-CL A	GOOG	62 000	33,239 44 30,865 49	536.12 497.83		
<b>** TOTAL INTERNET SOFTWARE AND SVCS</b>		<b>SUB- TOTAL</b>	33,239.44 30,865.49		0.00 0.00	0.00
<b>INVESTMENT BANKING AND BROKERAGE</b>						
38141G104 GOLDMAN SACHS GROUP INC	GS	217 000	36,926 89 29,361 63	170 17 135 31	303 80	0 82
617446448 MORGAN STANLEY	MS	535 000	17,184 20 17,186 13	32.12 32 12	107 00 26 75	0 62
808513105 SCHWAB (CHARLES) CORP	SCHW	570 000	9,883 80 10,253 63	17 34 17 99	136 80	1 38
<b>** TOTAL INVESTMENT BANKING AND BROKERAGE</b>		<b>SUB- TOTAL</b>	63,994.89 56,801.39		547.60 26 75	0.86
<b>IT CONSULTING AND OTHER SVCS</b>						
456788108 INFOSYS TECHNOLOGIES - ADR	INFY	285 000	13,110 00 7,301 61	46 00 25 62	130 25	0 99
<b>** TOTAL IT CONSULTING AND OTHER SVCS</b>		<b>SUB- TOTAL</b>	13,110.00 7,301.61		130.25 0.00	0.99
<b>LEISURE FACILITIES</b>						
460335201 INTERNATIONAL SPEEDWAY CORP	ISCA	170 000	4,336 70 5,626 83	25 51 33 10	23 80	0 55
<b>** TOTAL LEISURE FACILITIES</b>		<b>SUB- TOTAL</b>	4,336.70 5,626.83		23.80 0.00	0.55
<b>LEISURE PRODUCTS</b>						
731068102 POLARIS INDS INC W/1 RT/SH	PII	50 000	2,103 50 1,570 04	42 07 31 40	78 00 19 50	3 71
73278L105 POOL CORP COMMON STOCK	POOL	60 000	1,174 80 993 58	19 58 16 56	31 20	2 66
<b>** TOTAL LEISURE PRODUCTS</b>		<b>SUB- TOTAL</b>	3,278.30 2,563 62		109.20 19 50	3 33
<b>LIFE AND HEALTH INSURANCE</b>						
001055102 AFLAC INC	AFL	435 000	18,048 15 12,599 15	41 49 28 96	487 20	2 70

NOVEMBER 01, 2008 TO OCTOBER 31, 2009

ACCOUNT NAME: MAY EMMA HOYT FOUNDATION - COMPOSITE  
ACCOUNT NUMBER: M00356**PORTFOLIO DETAIL ( CONTINUED )**

DESCRIPTION	TICKER	SHARES	TOTAL MARKET/ TOTAL COST	MARKET PRICE/ COST PRICE	EST ANNUAL INCOME/ ACCRUED INC	CURRENT YIELD
<b>LIFE AND HEALTH INSURANCE</b>						
16939P106 CHINA LIFE INSURANCE CO-ADR	LFC	438 000	30,051 18 19,693 64	68 61 44 96	190 53	0 63
534187109 LINCOLN NATIONAL CORP	LNC	190 000	4,527 70 4,375 57	23.83 23 03	7 60 1 90	0 17
59156R108 METLIFE INC	MET	299 000	10,174 97 9,181 53	34 03 30 71	221 26	2 17
744320102 PRUDENTIAL FINANCIAL INC	PRU	366 000	16,554 18 15,000 39	45 23 40 98	212 28	1 28
<b>** TOTAL LIFE AND HEALTH INSURANCE</b>		<b>SUB-TOTAL</b>	79,356.18 60,850.28		1,118 87 1 90	1 41
<b>LIFE SCIENCES TOOLS AND SERVICES</b>						
090572207 BIO-RAD LABS INC CL A	BIO	100 000	8,939.00 8,337 77	89 39 83 38		
883556102 THERMO FISHER SCIENTIFIC INC	TMO	108 000	4,860 00 3,232 31	45 00 29 93		
<b>** TOTAL LIFE SCIENCES TOOLS AND SERVICES</b>		<b>SUB-TOTAL</b>	13,799.00 11,570 08		0.00 0 00	0.00
<b>MANAGED HEALTH CARE</b>						
91324P102 UNITEDHEALTH GROUP INC	UNH	170 000	4,411 50 3,367 50	25 95 19 81	5 10	0 12
<b>** TOTAL MANAGED HEALTH CARE</b>		<b>SUB-TOTAL</b>	4,411.50 3,367.50		5 10 0.00	0.12
<b>MARINE</b>						
014482103 ALEXANDER & BALDWIN INC	ALEX	530 000	15,279 90 27,422 20	28 83 51 74	667 80	4 37
497266106 KIRBY CORP	KEX	280 000	9,464 00 9,424 51	33 80 33 66		
<b>** TOTAL MARINE</b>		<b>SUB-TOTAL</b>	24,743 90 36,846 71		667 80 0.00	2.70
<b>METAL AND GLASS CONTAINERS</b>						
038336103 APTARGROUP INC W/1 RT/SH	ATR	210 000	7,415 10 5,519 75	35 31 26 28	126 00 31 50	1 70
<b>** TOTAL METAL AND GLASS CONTAINERS</b>		<b>SUB-TOTAL</b>	7,415 10 5,519.75		126 00 31 50	1.70

NOVEMBER 01, 2008 TO OCTOBER 31, 2009

ACCOUNT NAME: MAY EMMA HOYT FOUNDATION - COMPOSITE  
ACCOUNT NUMBER: M00356

## PORTFOLIO DETAIL ( CONTINUED )

DESCRIPTION	TICKER	SHARES	TOTAL MARKET/ TOTAL COST	MARKET PRICE/ COST PRICE	EST ANNUAL INCOME/ ACCRUED INC	CURRENT YIELD
<b>MISCELLANEOUS</b>						
617466206 MORGAN STANLEY CAP TR PFD	MWO	4,000 000	78,000 00 100,000 00	19 50 25 00	5,752 00	7 37
<b>** TOTAL MISCELLANEOUS</b>		<b>SUB- TOTAL</b>	<b>78,000.00 100,000.00</b>		<b>5,752 00 0.00</b>	<b>7 37</b>
<b>MISCELLANEOUS INDUSTRIES</b>						
1694EN103 CHINA MERCHANTS UNSPON ADR	CMHHY	633.000	20,704 80 21,344 98	32 71 33 72		
343793105 FLSMIDTH & CO A UNSPON ADR	FLIDY	3,157 000	17,001 71 17,152 42	5 39 5 43		
<b>** TOTAL MISCELLANEOUS INDUSTRIES</b>		<b>SUB- TOTAL</b>	<b>37,706 51 38,497 40</b>		<b>0 00 0 00</b>	<b>0.00</b>
<b>MULTI UTILITIES</b>						
25746U109 DOMINION RESOURCES INC /VA	D	836 000	28,499 24 32,236 47	34 09 38 56	1,463 00	5 13
69331C108 PG & E CORP	PCG	310 000	12,675 90 12,955 14	40 89 41 79	520 80	4 11
<b>** TOTAL MULTI UTILITIES</b>		<b>SUB- TOTAL</b>	<b>41,175.14 45,191 61</b>		<b>1,983.80 0.00</b>	<b>4.82</b>
<b>MULTILINE INSURANCE</b>						
404132102 HCC INSURANCE HOLDINGS INC	HCC	165 000	4,354 35 3,977 24	26 39 24 10	89 10	2 05
<b>** TOTAL MULTILINE INSURANCE</b>		<b>SUB- TOTAL</b>	<b>4,354 35 3 977 24</b>		<b>89 10 0 00</b>	<b>2 05</b>
<b>OFFICE REITS</b>						
101121101 BOSTON PROPERTIES INC W/1 RT P/S EXP 6/29/2017	BXP	116 000	7,049 32 6,055 84	60 77 52 21	232 00	3 29
<b>** TOTAL OFFICE REITS</b>		<b>SUB- TOTAL</b>	<b>7,049 32 6,055 84</b>		<b>232.00 0 00</b>	<b>3 29</b>
<b>OIL AND GAS DRILLING</b>						
25271C102 DIAMOND OFFSHORE DRILLING	DO	69 000	6,572 25 3,989 30	95 25 57 82	34 50 138 00	0 52
H8817H100 TRANSOCEAN LTD	RIG	95 000	7,971 45 6,724 88	83 91 70 79		
<b>** TOTAL OIL AND GAS DRILLING</b>		<b>SUB- TOTAL</b>	<b>14,543.70 10,714 18</b>		<b>34 50 138.00</b>	<b>0.24</b>

NOVEMBER 01, 2008 TO OCTOBER 31, 2009

ACCOUNT NAME: MAY EMMA HOYT FOUNDATION - COMPOSITE  
ACCOUNT NUMBER: M00356

## PORTFOLIO DETAIL ( CONTINUED )

DESCRIPTION	TICKER	SHARES	TOTAL MARKET/ TOTAL COST	MARKET PRICE/ COST PRICE	EST ANNUAL INCOME/ ACCRUED INC	CURRENT YIELD
<b>OIL/GAS EQUIPMENT AND SERVICES</b>						
262037104 DRIL-QUIP	DRQ	160 000	7,774 40 4,918 48	48 59 30 74		
406216101 HALLIBURTON CO	HAL	186 000	5,433 06 5,631 56	29 21 30 28	66 96	1 23
637071101 NATIONAL OILWELL VARCO INC	NOV	835 000	34,226 65 20,675 25	40 99 24 76		
806857108 SCHLUMBERGER LTD	SLB	1,071 000	66,616 20 69,323 28	62 20 64 73	899 64	1 35
** TOTAL OIL/GAS EQUIPMENT AND SERVICES		SUB-TOTAL	114,050.31 100,548 57		966.60 0.00	0.85
<b>OIL/GAS EXPLORATION-PRODUCTION</b>						
032511107 ANADARKO PETROLEUM CORP W/1 RT/SH	APC	359 000	21,873 87 20,319 45	60 93 56 60	129 24	0 59
037411105 APACHE CORP	APA	532 000	50,071 84 45,027.26	94 12 84 64	319 20 76 80	0 64
126132109 CNOOC LTD -ADR	CEO	101 000	15,042 94 13,608.89	148 94 134 74	234 52	1 56
136385101 CANADIAN NATURAL RESOURCES	CNQ	249 000	16,102 83 14,401 46	64 67 57 84	96 61	0 60
98385X106 XTO ENERGY INC	XTO	160 000	6,649 60 5,763 98	41 56 36 02	80 00	1 20
** TOTAL OIL/GAS EXPLORATION-PRODUCTION		SUB-TOTAL	109,741.08 99,121.04		859.57 76.80	0.78
<b>OIL/GAS STORAGE-TRANSPORTATION</b>						
494550106 KINDER MORGAN ENERGY PARTNERS LP	KMP	230 000	12,420 00 9,186 20	54 00 39 94	966 00 241 50	7 78
** TOTAL OIL/GAS STORAGE-TRANSPORTATION		SUB-TOTAL	12,420 00 9,186 20		966 00 241 50	7 78
<b>OTHER DIVERSIFIED FINANCIAL SVCS</b>						
060505104 BANK OF AMERICA CORP	BAC	1,245 000	18,152 10 14,937 25	14 58 12 00	49 80	0 27



NOVEMBER 01, 2008 TO OCTOBER 31, 2009

ACCOUNT NAME: MAY EMMA HOYT FOUNDATION - COMPOSITE  
ACCOUNT NUMBER: M00356**PORTFOLIO DETAIL ( CONTINUED )**

DESCRIPTION	TICKER	SHARES	TOTAL MARKET/ TOTAL COST	MARKET PRICE/ COST PRICE	EST ANNUAL INCOME/ ACCRUED INC	CURRENT YIELD
<b>OTHER DIVERSIFIED FINANCIAL SVCS</b>						
456837806 ING GROEP NV PFD		4,000 000	80,720 00 100,000 00	20 18 25 00	8,500 00	10 53
46625H100 JP MORGAN CHASE & CO	JPM	545 000	22,764 65 15,857 68	41 77 29 10	109 00	0 48
<b>** TOTAL OTHER DIVERSIFIED FINANCIAL SVCS</b>		<b>SUB- TOTAL</b>	121,636.75 130,794.93		8,658.80 0.00	7 12
<b>PACKAGED FOODS AND MEATS</b>						
641069406 NESTLE SA SPONSORED ADR REPSTG REG SH	NSRGY	971 000	45,737.79 39,829.96	47 10 41 02	780 69	1 71
<b>** TOTAL PACKAGED FOODS AND MEATS</b>		<b>SUB- TOTAL</b>	45,737.79 39,829.96		780.69 0.00	1.71
<b>PERSONAL PRODUCTS</b>						
013078100 ALBERTO-CULVER CO	ACV	270 000	7,241 40 6,901 66	26 82 25 56	81 00	1 12
162456107 CHATTEM INC	CHTT	50 000	3,168 50 3,148 65	63 37 62 97		
<b>** TOTAL PERSONAL PRODUCTS</b>		<b>SUB- TOTAL</b>	10,409.90 10,050.31		81 00 0 00	0 78
<b>PHARMACEUTICALS</b>						
002824100 ABBOTT LABORATORIES	ABT	1,017 000	51,429 69 47,551 65	50 57 46 76	1,627 20 392 80	3 16
110122108 BRISTOL-MYERS SQUIBB CO	BMJ	275 000	5,995 00 5,585 31	21 80 20 31	341 00 85 25	5 69
478160104 JOHNSON & JOHNSON	JNJ	660 000	38,973 00 41,964 85	59 05 63 58	1,293 60	3 32
589331107 MERCK & CO INC	MRK	999 000	30,899 07 36,413.56	30 93 36 45	1,518 48	4 91
66987V109 NOVARTIS AG ADR	NVS	1,045 000	54,287 75 44,766 02	51 95 42 84	1,519 43	2 80
670100205 NOVO NORDISK ADR	NVO	503 000	31,326 84 15,605 63	62 28 31 03	393 35	1 26

NOVEMBER 01, 2008 TO OCTOBER 31, 2009

ACCOUNT NAME: MAY EMMA HOYT FOUNDATION - COMPOSITE  
ACCOUNT NUMBER: M00356

## PORTFOLIO DETAIL ( CONTINUED )

DESCRIPTION	TICKER	SHARES	TOTAL MARKET/ TOTAL COST	MARKET PRICE/ COST PRICE	EST ANNUAL INCOME/ ACCRUED INC	CURRENT YIELD
<b>PHARMACEUTICALS</b>						
717081103 PFIZER INC	PFE	2,460 000	41,893 80 45,003 82	17 03 18 29	1,574 40	3 76
771195104 ROCHE HLDG LTD SPONSORED ADR	RHHBY	602 000	24,200 40 16,144 39	40 20 26.82	400 33	1 65
881624209 TEVA PHARMACEUTICAL -SP ADR	TEVA	1,269 000	64,059 12 38,268 33	50 48 30 16	571 05	0 89
<b>** TOTAL PHARMACEUTICALS</b>		<b>SUB-TOTAL</b>	<b>343,064 67 291,303 56</b>		<b>9,238.84 478.05</b>	<b>2.69</b>
<b>PROPERTY AND CASUALTY INSURANCE</b>						
084670207 BERKSHIRE HATHAWAY INC CL B	BRK/B	7 000	22,981 00 16,513 28	3,283 00 2,359.04		
570535104 MARKEL CORP	MKL	41 000	13,230 70 12,101 37	322 70 295 16		
749607107 RLI CORP	RLI	75 000	3,750.00 3,132 89	50 00 41 77	81 00	2 16
89417E109 TRAVELERS COS INC	TRV	77 000	3,833 83 3,385 23	49 79 43 96	101 64	2 65
H0023R105 ACE LIMITED	ACE	109 000	5,598 24 6,185 84	51 36 56 75	135 16	2 41
<b>** TOTAL PROPERTY AND CASUALTY INSURANCE</b>		<b>SUB-TOTAL</b>	<b>49,393 77 41,318 61</b>		<b>317 80 0.00</b>	<b>0.64</b>
<b>PUBLISHING</b>						
617700109 MORNINGSTAR INC	MORN	230 000	11,734 60 8,359 40	51 02 36 35		
<b>** TOTAL PUBLISHING</b>		<b>SUB-TOTAL</b>	<b>11,734.60 8 359.40</b>		<b>0 00 0 00</b>	<b>0 00</b>
<b>RAILROADS</b>						
12189T104 BURLINGTON NORTHERN SANTA FE W/1 RT/SH	BNI	359 000	27,039 88 31,562 44	75 32 87 92	574 40	2 12
136375102 CANADIAN NATL RAILWAY COM	CNI	551 000	26,580 24 30,518 61	48 24 55 39	530.06	1 99

NOVEMBER 01, 2008 TO OCTOBER 31, 2009

ACCOUNT NAME: MAY EMMA HOYT FOUNDATION - COMPOSITE  
ACCOUNT NUMBER: M00356

## PORTFOLIO DETAIL ( CONTINUED )

DESCRIPTION	TICKER	SHARES	TOTAL MARKET/ TOTAL COST	MARKET PRICE/ COST PRICE	EST ANNUAL INCOME/ ACCRUED INC	CURRENT YIELD
<b>RAILROADS</b>						
907818108 UNION PACIFIC CORP	UNP	285 000	15,714 90 13,770 10	55 14 48 32	307 80	1 96
<b>** TOTAL RAILROADS</b>		<b>SUB- TOTAL</b>	<b>69,335.02 75,851.15</b>		<b>1,412.26 0.00</b>	<b>2.04</b>
<b>REAL ESTATE MGT AND DEVELOPMENT</b>						
345550107 FOREST CITY ENT CL A	FCE/A	915 000	7,978 80 7,280 82	8 72 7 96	292 80	3 67
41043M104 HANG LUNG PROPERTIES LTD	HLPPY	1,250 000	24,112 50 19,412 48	19 29 15 53	878 75	3 64
48020Q107 JONES LANG LASALLE INC	JLL	135 000	6,324 75 3,908 55	46 85 28 95	27 00	0 43
<b>** TOTAL REAL ESTATE MGT AND DEVELOPMENT</b>		<b>SUB- TOTAL</b>	<b>38,416 05 30,601.85</b>		<b>1,198 55 0 00</b>	<b>3.12</b>
<b>REGIONAL BANKS</b>						
178566105 CITY NATL CORP W/1 RT/SH	CYN	120 000	4,520 40 5,500 20	37 67 45 84	48 00	1 06
316773100 FIFTH THIRD BANCORP	FITB	380 000	3,397 20 3,718 72	8 94 9 79	15 20	0.45
693475105 PNC FINANCIAL SERVICES	PNC	354 000	17,324 76 14,408 13	48 94 40 70	141 60	0 82
867914103 SUNTRUST BANKS INC	STI	525 000	10,032 75 7,974 65	19 11 15 19	21 00	0 21
957090103 WESTAMERICA BANCORPORATION	WABC	80 000	3,824 00 3,673 08	47 80 45 91	112 00 28 00	2 93
<b>** TOTAL REGIONAL BANKS</b>		<b>SUB- TOTAL</b>	<b>39,099 11 35,274 78</b>		<b>337.80 28 00</b>	<b>0.86</b>
<b>RESIDENTIAL REITS</b>						
053484101 AVALONBAY COMMUNITIES INC	AVB	109 000	7,497 02 5,899 68	68 78 54 13	389 13	5 19
902653104 UDR INC	UDR	1,786 000	25,682 68 31,106 08	14 38 17 42	1,285 92 321 48	5 01
<b>** TOTAL RESIDENTIAL REITS</b>		<b>SUB- TOTAL</b>	<b>33,179.70 37,005 76</b>		<b>1,675 05 321 48</b>	<b>5.05</b>

NOVEMBER 01, 2008 TO OCTOBER 31, 2009

ACCOUNT NAME: MAY EMMA HOYT FOUNDATION - COMPOSITE  
ACCOUNT NUMBER: M00356

## PORTFOLIO DETAIL ( CONTINUED )

DESCRIPTION	TICKER	SHARES	TOTAL MARKET/ TOTAL COST	MARKET PRICE/ COST PRICE	EST ANNUAL INCOME/ ACCRUED INC	CURRENT YIELD
<b>RESTAURANTS</b>						
237194105 DARDEN RESTAURANTS INC	DRI	395 000	11,972 45 14,286 35	30 31 36 17	395 00 87 50	3 30
580135101 MCDONALDS CORP	MCD	265 000	15,531 65 14,407 28	58 61 54 37	583 00	3 75
705560100 PEETS COFFEE & TEA INC	PEET	135 000	4,590 00 3,381 14	34 00 25 05		
835451105 SONIC CORP	SONC	563 000	5,264 05 6,172 75	9 35 10 96		
<b>** TOTAL RESTAURANTS</b>		<b>SUB-TOTAL</b>	37,358 15 38,247 52		978 00 87 50	2 62
<b>SEMICONDUCTOR EQUIPMENT</b>						
038222105 APPLIED MATERIALS INC	AMAT	329 000	4,013 80 4,429 39	12 20 13 46	78 96	1 97
<b>** TOTAL SEMICONDUCTOR EQUIPMENT</b>		<b>SUB-TOTAL</b>	4,013 80 4,429 39		78 96 0 00	1 97
<b>SEMICONDUCTORS</b>						
042068106 ARM HOLDINGS PLC - ADR	ARMH	3,160 000	22,973 20 23,652 96	7 27 7 49	303 36	1 32
458140100 INTEL CORP	INTC	2,707 000	51,730 77 60,048 84	19 11 22 18	1,515 92	2 93
535678106 LINEAR TECH INC	LLTC	500 000	12,940 00 13,764 75	25 88 27 53	440 00	3 40
595017104 MICROCHIP TECH INC W/1 RT/SH	MCHP	540 000	12,938 40 17,463 15	23 96 32 34	732 24	5 66
739276103 POWER INTEGRATION INC	POWI	115 000	3,588 00 3,256 26	31 20 28 32	11 50	0 32
<b>** TOTAL SEMICONDUCTORS</b>		<b>SUB-TOTAL</b>	104,170 37 118,185 96		3,003 02 0 00	2 88
<b>SOFT DRINKS</b>						
191216100 COCA COLA CO	KO	980 000	52,243 80 44,044 97	53 31 44 94	1,607 20	3 08

NOVEMBER 01, 2008 TO OCTOBER 31, 2009

ACCOUNT NAME: MAY EMMA HOYT FOUNDATION - COMPOSITE  
ACCOUNT NUMBER: M00356

## PORTFOLIO DETAIL ( CONTINUED )

DESCRIPTION	TICKER	SHARES	TOTAL MARKET/ TOTAL COST	MARKET PRICE/ COST PRICE	EST ANNUAL INCOME/ ACCRUED INC	CURRENT YIELD
<b>SOFT DRINKS</b>						
1912EP104 COCA COLA HELLENIC BTLNG -ADR	CCH	774 000	20,317 50 22,801 85	26 25 29 46	274 77	1 35
713448108 PEPSICO INC	PEP	166 000	10,051 30 7,974 44	60 55 48 04	298 80	2 97
<b>** TOTAL SOFT DRINKS</b>		<b>SUB- TOTAL</b>	<b>82,612.60 74,821.26</b>		<b>2,180.77 0.00</b>	<b>2.64</b>
<b>SPECIALIZED CONSUMER SERVICES</b>						
577128101 MATHEWS INTL CORP	MATW	145 000	5,325 85 4,414 48	36 73 30 44	40 60 10 15	0 76
817565104 SERVICE CORP INTERNATIONAL W/1 RT/SH	SCI	2,998 000	20,596 26 22,792 69	6 87 7 60	479 68	2 33
<b>** TOTAL SPECIALIZED CONSUMER SERVICES</b>		<b>SUB- TOTAL</b>	<b>25,922.11 27,207.17</b>		<b>520.28 10.15</b>	<b>2.01</b>
<b>SPECIALIZED FINANCE</b>						
251542106 DEUTSCHE BOERSE AG UNSPON ADR	DBOEY	3,095 000	25,224 25 23,456 41	8 15 7 58	612 81	2 43
317492106 FINANCIAL FEDERAL CORP	FIF	270 000	5,513 40 5,299 79	20 42 19 63	162 00	2 94
43858F109 HONG KONG EXCHANGES UNSPON ADR	HKXCY	1,144 000	20,635 47 10,326 30	18 04 9 03	498 78	2 42
<b>** TOTAL SPECIALIZED FINANCE</b>		<b>SUB- TOTAL</b>	<b>51,373.12 39,082.50</b>		<b>1,273.59 0.00</b>	<b>2.48</b>
<b>SPECIALIZED REITS</b>						
91359E105 UNIVERSAL HLTH REALTY INCOME TR	UHT	100 000	3,175 00 3,323 43	31.75 33 23	238 00	7 50
<b>** TOTAL SPECIALIZED REITS</b>		<b>SUB- TOTAL</b>	<b>3,175 00 3,323 43</b>		<b>238.00 0 00</b>	<b>7.50</b>
<b>SPECIALTY CHEMICALS</b>						
012653101 ALBERMARLE CORP	ALB	642 000	20,274 36 10,081 00	31 58 15 70	321 00	1 58
057665200 BALCHEM CORP	BCPC	110 000	3,034 90 2,785 25	27 59 25.32	12 10	0 40

NOVEMBER 01, 2008 TO OCTOBER 31, 2009

ACCOUNT NAME: MAY EMMA HOYT FOUNDATION - COMPOSITE  
ACCOUNT NUMBER: M00356

## PORTFOLIO DETAIL ( CONTINUED )

DESCRIPTION	TICKER	SHARES	TOTAL MARKET/ TOTAL COST	MARKET PRICE/ COST PRICE	EST ANNUAL INCOME/ ACCRUED INC	CURRENT YIELD
<b>SPECIALTY CHEMICALS</b>						
651587107 NEWMARKET CORP COMMON STOCK	NEU	310 000	28,985 00 11,620 85	93 50 37 49	465 00	1 60
<b>** TOTAL SPECIALTY CHEMICALS</b>		<b>SUB- TOTAL</b>	<b>52,294.26 24,487.10</b>		<b>798.10 0.00</b>	<b>1 53</b>
<b>SPECIALTY STORES</b>						
428567101 HIBBETT SPORTS INC	HIBB	125 000	2,342 50 1,780 35	18 74 14.24		
79546E104 SALLY BEAUTY CO INC	SBH	345 000	2,328 75 2,709 58	6 75 7 85	179 40	7 70
855030102 STAPLES INC W/1 RT/SHS	SPLS	1,827 000	39,645 90 35,017 38	21 70 19 17	602 91	1 52
<b>** TOTAL SPECIALTY STORES</b>		<b>SUB- TOTAL</b>	<b>44,317 15 39,507 31</b>		<b>782 31 0 00</b>	<b>1.77</b>
<b>STEEL</b>						
670346105 NUCOR CORP W/1 RT/SH	NUE	131 000	5,220 35 5,647 35	39 85 43 11	183 40 38 15	3 51
<b>** TOTAL STEEL</b>		<b>SUB- TOTAL</b>	<b>5,220 35 5,647 35</b>		<b>183.40 38 15</b>	<b>3 51</b>
<b>SYSTEMS SOFTWARE</b>						
594918104 MICROSOFT CORP	MSFT	2,558 000	70,933 34 62,806 24	27 73 24 55	1,330 16	1 88
68389X105 ORACLE CORPORATION FORMERLY ORACLE SYS CORP W/1 RT/SH	ORCL	865 000	18,251 50 14,134 75	21 10 16 34	173 00 38 25	0 95
<b>** TOTAL SYSTEMS SOFTWARE</b>		<b>SUB- TOTAL</b>	<b>89,184.84 76,940.99</b>		<b>1,503 16 38.25</b>	<b>1 69</b>
<b>THRIFTS AND MORTGAGE FINANCE</b>						
313586737 FNMA 8 2500% SERIES T		4,000 000	4,280 00 100,000 00	1 07 25 00		
<b>** TOTAL THRIFTS AND MORTGAGE FINANCE</b>		<b>SUB- TOTAL</b>	<b>4,280 00 100,000 00</b>		<b>0.00 0 00</b>	<b>0 00</b>
<b>TOBACCO</b>						
02209S103 ALTRIA GROUP INC	MO	1,605 000	29,066 55 33,595.25	18 11 20 93	2,182 80	7 51

NOVEMBER 01, 2008 TO OCTOBER 31, 2009

ACCOUNT NAME: MAY EMMA HOYT FOUNDATION - COMPOSITE  
ACCOUNT NUMBER: M00356

## PORTFOLIO DETAIL ( CONTINUED )

DESCRIPTION	TICKER	SHARES	TOTAL MARKET/ TOTAL COST	MARKET PRICE/ COST PRICE	EST ANNUAL INCOME/ ACCRUED INC	CURRENT YIELD
<b>TOBACCO</b>						
544147101 LORILLARD INC	LO	298 000	23,160 56 21,117 28	77 72 70 86	1,192 00	5 15
718172109 PHILIP MORRIS INTL INC	PM	470.000	22,259 20 8,784 67	47 36 18 69	1,090 40	4 90
<b>** TOTAL TOBACCO</b>		<b>SUB- TOTAL</b>	<b>74,486.31 63,497.20</b>		<b>4,465.20 0.00</b>	<b>5.99</b>
<b>WIRELESS TELECOMMUNICATION SVCS</b>						
02364W105 AMERICA MOVIL SAB DE CV ADR SERIES L	AMX	471.000	20,785.23 5,873.32	44 13 12 47	213 83	1 03
900111204 TURKCELL ILETISIM HIZMET ADR	TKC	1,623 000	26,665 89 28,740 99	16 43 17 71	1,280 55	4 80
<b>** TOTAL WIRELESS TELECOMMUNICATION SVCS</b>		<b>SUB- TOTAL</b>	<b>47,451.12 34,614.31</b>		<b>1,494.38 0.00</b>	<b>3.15</b>
<b>* TOTAL EQUITY INVESTMENTS</b>			<b>4,591,830.13 4,390,047.90</b>		<b>107,158.77 4,357.36</b>	<b>2.33</b>
<b>MUTUAL FUNDS</b>						
<b>MUTUAL FUNDS-FIXED INCOME</b>						
007989494 PIA MBS BOND FUND	PMTGX	5,045 409	50,706 36 50,000.00	10 05 9 91	2,684 16	5 29
007989577 PIA BBB BOND FUND	PBBBX	22,396 417	214,333 71 200,000 00	9 57 8 93	12,564 39	5 86
693390700 PIMCO TOTAL RETURN FUND - INSTITUTIONAL CLASS	PTTRX	37,021 977	405,020 43 400,000 00	10 94 10 80	22,768 52 1,897 38	5 62
73936T565 POWERSHARES PREFERRED PORTFOLIO	PGX	4,000 000	52,280 00 54,274 00	13 07 13 57	3,864 00	7 39
<b>** TOTAL MUTUAL FUNDS-FIXED INCOME</b>		<b>SUB- TOTAL</b>	<b>722,340 50 704,274.00</b>		<b>41,881.07 1,897.38</b>	<b>5.80</b>
<b>MUTUAL FUNDS-EQUITY</b>						
091929760 BLACKROCK US OPPORTUNITIES PORTFOLIO - INSTITUTIONAL	BMCIX	3,014 972	91,986.80 75,733 71	30 51 25 12	15 07	0 02
277902698 EATON VANCE ATLANTA CAPITAL SMID-CAP FUND - CLASS I	EISMX	8,560 053	97,242 20 100,000 00	11 36 11 68		

NOVEMBER 01, 2008 TO OCTOBER 31, 2009

ACCOUNT NAME: MAY EMMA HOYT FOUNDATION - COMPOSITE  
ACCOUNT NUMBER: M00356**PORTFOLIO DETAIL ( CONTINUED )**

DESCRIPTION	TICKER	SHARES	TOTAL MARKET/ TOTAL COST	MARKET PRICE/ COST PRICE	EST ANNUAL INCOME/ ACCRUED INC	CURRENT YIELD
<b>MUTUAL FUNDS-EQUITY</b>						
471023598						
JANUS PERKINS MID CAP VALUE FUND	JMCVX	5,116 926	95,533 01	18 67	951.75	1 00
- CLASS J SHARES			80,066.02	15 65		
<b>** TOTAL MUTUAL FUNDS-EQUITY</b>		<b>SUB- TOTAL</b>	<b>284,762.01</b>		<b>966.82</b>	<b>0 34</b>
			<b>255,799 73</b>		<b>0.00</b>	
<b>* TOTAL MUTUAL FUNDS</b>			<b>1,007,102 51</b>		<b>42,847 89</b>	<b>4 25</b>
			<b>960,073.73</b>		<b>1,897.38</b>	
<b>OTHER ASSETS</b>						
<b>MISCELLANEOUS</b>						
118230101						
BUCKEYE PARTNERS LP	BPL	590 000	29,334 80	49 72	2,153 50	7 34
			23,025 80	39 03		
<b>** TOTAL MISCELLANEOUS</b>		<b>SUB- TOTAL</b>	<b>29,334.80</b>		<b>2,153 50</b>	<b>7 34</b>
			<b>23,025.80</b>		<b>0.00</b>	
<b>* TOTAL OTHER ASSETS</b>			<b>29,334.80</b>		<b>2,153 50</b>	<b>7 34</b>
			<b>23,025.80</b>		<b>0 00</b>	
<b>CASH</b>						
CASH			0 00			
<b>* TOTAL CASH</b>			<b>0.00</b>		<b>0.00</b>	<b>0.00</b>
			<b>0.00</b>		<b>0.00</b>	
<b>GRAND TOTAL ASSETS</b>			<b>11,547,028.55</b>		<b>284,612.83</b>	<b>2 46</b>
			<b>11,243,982 91</b>		<b>28,718 93</b>	



NOVEMBER 01, 2008 TO OCTOBER 31, 2009

ACCOUNT NAME: MAY EMMA HOYT FOUNDATION - COMPOSITE  
ACCOUNT NUMBER: M00356**TRANSACTION SUMMARY**

	CURRENT PERIOD			YEAR TO DATE		
	PRINCIPAL CASH	INCOME CASH	COST	PRINCIPAL CASH	INCOME CASH	COST
BEGINNING BALANCE	0.00	0.00	12,535,728.44	0.00	143.26	11,166,006.11
RECEIPTS						
INTEREST		113,281.64			88,935.08	
DIVIDENDS	15,796.32	179,842.49			141,324.11	
OTHER RECEIPTS	5,527,354.77	15,523.44		5,527,354.77	2,102.70	
TOTAL RECEIPTS	5,543,151.09	308,647.57	0.00	5,527,354.77	232,361.89	0.00
DISBURSEMENTS						
CASH DISTRIBUTIONS	360,004.76	216,903.71		360,004.76	191,073.14	
FEES	132,774.63			132,774.63		
OTHER DISBURSEMENTS	4,130,541.65	73,335.97		3,101,227.73	2,649.89	
TOTAL DISBURSEMENTS	4,623,321.04	290,239.68	0.00	3,594,007.12	193,723.03	0.00
ASSETS PURCHASED						
BUYS	7,025,379.01		7,025,379.01	6,467,679.78		6,467,679.78
TOTAL ASSETS PURCHASED	7,025,379.01	0.00	7,025,379.01	6,467,679.78	0.00	6,467,679.78
ASSETS SOLD/MATURED						
SALES	5,880,734.40		8,112,637.93	4,082,897.40		5,978,828.68
MATURITIES	1,019,000.00		1,018,255.75	1,019,000.00		1,018,255.75
NOTE/MTGE PAYMENTS	36,713.83		35,033.22	36,455.34		34,773.22
TOTAL ASSETS SOLD/MATURED	936,448.23	0.00	9,165,926.90	5,138,352.74	0.00	7,031,857.65
CASH MANAGEMENT						
DEPOSITS	833,280.60	16,026.56	849,307.16	606,401.94	36,257.53	642,659.47
TOTAL CASH MANAGEMENT	833,280.60	16,026.56	849,307.16	606,401.94	36,257.53	642,659.47
ADJUSTMENTS						
ACCRETION			10.72			10.72
AMORTIZATION			515.52			515.52
TOTAL ADJUSTMENTS	0.00	0.00	504.80	0.00	0.00	504.80
ENDING BALANCE	2,381.33	2,381.33	11,243,982.91	2,381.33	2,524.59	11,243,982.91

## Part IV. Capital Gains &amp; Losses

NOVEMBER 01, 2008 TO OCTOBER 31, 2009

ACCOUNT NAME: MAY EMMA HOYT FOUNDATION - COMPOSITE  
ACCOUNT NUMBER: M00356

## TRANSACTION DETAIL ( CONTINUED )

DATE	DESCRIPTION	PRINCIPAL CASH	INCOME CASH	COST	GAIN / LOSS
07/28/09	PURCHASED 176 SHS ON 07/23/2009 AT 15 3373 THRU INSTINET COMMISSIONS PAID 7 04	2,706 41-		2,706 41	
09/24/09	PURCHASED 136 SHS ON 09/21/2009 AT 18 27 THRU DIRRECT TRADING INSTITUTIONAL INC COMMISSIONS PAID 5 44	2,490 16-		2,490 16	
10/06/09	PURCHASED 124 SHS ON 10/01/2009 AT 17 39 THRU DIRRECT TRADING INSTITUTIONAL INC COMMISSIONS PAID 4 96	2,161 32-		2,161 32	
	H8817H100 TRANSOCEAN LTD				
07/10/09	PURCHASED 79 SHS ON 07/07/2009 AT 67.9205 THRU DIRRECT TRADING INSTITUTIONAL INC COMMISSIONS PAID 3 16	5,368 88-		5,368 88	
09/24/09	PURCHASED 16 SHS ON 09/21/2009 AT 84 71 THRU DIRRECT TRADING INSTITUTIONAL INC COMMISSIONS PAID 0 64	1,356 00-		1,356 00	
	H89128104 TYCO INTERNATIONAL LTD				
10/28/09	PURCHASED 124 SHS ON 10/23/2009 AT 35 1868 THRU DIRRECT TRADING INSTITUTIONAL INC COMMISSIONS PAID 4 96	4,368 12-		4,368 12	
TOTAL BUYS		7,025,379 01-	0 00	7,025,379 01	0 00
TOTAL ASSETS PURCHASED		7,025,379.01-	0 00	7,025,379 01	0 00
ASSETS SOLD/MATURED					
SALES					
	001055102 AFLAC INC				
02/02/09	SOLD 682 SHS ON 01/28/2009 AT 25 1843 THRU DIRRECT TRADING INSTITUTIONAL INC COMMISSIONS PAID 27 28 EXPENSES PAID 0 10	17,148 31		32,664 34-	15,516 03-
03/17/09	SOLD 290 SHS ON 03/12/2009 AT 13 55 THRU DIRRECT TRADING INSTITUTIONAL INC COMMISSIONS PAID 11 60 EXPENSES PAID 0 03	3,917 87		9,531 70-	5,613 83-
06/04/09	SOLD 120 SHS ON 06/01/2009 AT 36 74 THRU DIRRECT TRADING INSTITUTIONAL INC COMMISSIONS PAID 4 80 EXPENSES PAID 0 11	4,403 89		3,711 60-	692 29

## Part IV. Capital Gains &amp; Losses

NOVEMBER 01, 2008 TO OCTOBER 31, 2009

ACCOUNT NAME: MAY EMMA HOYT FOUNDATION - COMPOSITE  
ACCOUNT NUMBER: M00356

## TRANSACTION DETAIL ( CONTINUED )

DATE	DESCRIPTION	PRINCIPAL CASH	INCOME CASH	COST	GAIN / LOSS
09/23/09	SOLD 50 SHS ON 09/18/2009 AT 42 73 THRU DIRRECT TRADING INSTITUTIONAL INC COMMISSIONS PAID 2 00 EXPENSES PAID 0 05	2,134 45		1,546 50-	587 95
	<b>00206R102</b>				
	<b>AT&amp;T INC</b>				
11/25/08	SOLD 209 SHS ON 11/20/2008 AT 25.54 THRU DIRRECT TRADING INSTITUTIONAL INC COMMISSIONS PAID 8 36 EXPENSES PAID 0 04	5,329 46		8,129 24-	2,799 78-
03/17/09	SOLD 635 SHS ON 03/12/2009 AT 24 38 THRU DIRRECT TRADING INSTITUTIONAL INC COMMISSIONS PAID 25 40 EXPENSES PAID 0 09	15,455 81		24,698 90-	9,243 09-
05/19/09	SOLD 102 SHS ON 05/14/2009 AT 25 02 THRU DIRRECT TRADING INSTITUTIONAL INC COMMISSIONS PAID 4 08 EXPENSES PAID 0 06	2,547 90		3,967 38-	1,419 48-
	<b>002535201</b>				
	<b>AARON'S, INC</b>				
11/07/08	SOLD 40 SHS ON 11/04/2008 AT 24 245 THRU INSTINET COMMISSIONS PAID 1.60 EXPENSES PAID 0.01	968 19		947 39-	20 80*
11/21/08	SOLD 20 SHS ON 11/18/2008 AT 22 3283 THRU INSTINET COMMISSIONS PAID 0 80	445 76		361 51-	84 25
02/27/09	SOLD 60 SHS ON 02/24/2009 AT 24 0149 THRU DIRRECT TRADING INSTITUTIONAL INC COMMISSIONS PAID 2 40 EXPENSES PAID 0 01	1,438 48		1,209 72-	228 76
03/17/09	SOLD 130 SHS ON 03/12/2009 AT 24 44 THRU DIRRECT TRADING INSTITUTIONAL INC COMMISSIONS PAID 5 20 EXPENSES PAID 0 02	3,171 98		1,851 46-	1,320 52
	<b>002824100</b>				
	<b>ABBOTT LABORATORIES</b>				
01/07/09	SOLD 50 SHS ON 01/02/2009 AT 53 40 THRU DIRRECT TRADING INSTITUTIONAL INC COMMISSIONS PAID 2 00 EXPENSES PAID 0 01	2,667 99		2,705 46-	37 47-
01/08/09	SOLD 200 SHS ON 01/05/2009 AT 52 3234 THRU DIRRECT TRADING INSTITUTIONAL INC COMMISSIONS PAID 8 00 EXPENSES PAID 0 06	10,456 62		10,602 95-	146 33-
03/17/09	SOLD 101 SHS ON 03/12/2009 AT 46 62 THRU DIRRECT TRADING INSTITUTIONAL INC COMMISSIONS PAID 4 04 EXPENSES PAID 0.03	4,704 55		5,491 11-	786 56-

NOVEMBER 01, 2008 TO OCTOBER 31, 2009

ACCOUNT NAME: MAY EMMA HOYT FOUNDATION - COMPOSITE  
ACCOUNT NUMBER: M00356

## TRANSACTION DETAIL ( CONTINUED )

DATE	DESCRIPTION	PRINCIPAL CASH	INCOME CASH	COST	GAIN / LOSS
03/17/09	SOLD 335 SHS ON 03/12/2009 AT 46 89 THRU DIRRECT TRADING INSTITUTIONAL INC COMMISSIONS PAID 13 40 EXPENSES PAID 0 09	15,694 66		16,224 63-	529 97-
	<b>00507V109</b>				
03/17/09	ACTIVISION BLIZZARD INC SOLD 660 SHS ON 03/12/2009 AT 9 71 THRU DIRRECT TRADING INSTITUTIONAL INC COMMISSIONS PAID 26 40 EXPENSES PAID 0 04	6,382 16		6,435 00-	52 84-
	<b>00762W107</b>				
03/17/09	ADVISORY BOARD CO SOLD 45 SHS ON 03/12/2009 AT 14 80 THRU DIRRECT TRADING INSTITUTIONAL INC COMMISSIONS PAID 1 80 EXPENSES PAID 0 01	664 19		2,184 55-	1,520 36-
	<b>00817Y108</b>				
02/10/09	AETNA INC NEW SOLD 150 SHS ON 02/05/2009 AT 33 38 THRU DIRRECT TRADING INSTITUTIONAL INC COMMISSIONS PAID 6 00 EXPENSES PAID 0 03	5,000 97		5,053 19-	52 22-
03/13/09	SOLD 238 SHS ON 03/10/2009 AT 21 8364 THRU DIRRECT TRADING INSTITUTIONAL INC COMMISSIONS PAID 9 52 EXPENSES PAID 0 03	5,187 52		10,593 26-	5,405 74-
03/17/09	SOLD 112 SHS ON 03/12/2009 AT 23 46 THRU DIRRECT TRADING INSTITUTIONAL INC COMMISSIONS PAID 4 48 EXPENSES PAID 0 02	2,623 02		4,345 02-	1,722 00-
03/17/09	SOLD 205 SHS ON 03/12/2009 AT 23 49 THRU DIRRECT TRADING INSTITUTIONAL INC COMMISSIONS PAID 8 20 EXPENSES PAID 0 03	4,807 22		6,906 02-	2,098 80-
05/19/09	SOLD 131 SHS ON 05/14/2009 AT 26 7048 THRU DIRRECT TRADING INSTITUTIONAL INC COMMISSIONS PAID 5 24 EXPENSES PAID 0 09	3,493 00		3,967 51-	474 51-
07/21/09	SOLD 195 SHS ON 07/16/2009 AT 26 4098 THRU DIRRECT TRADING INSTITUTIONAL INC COMMISSIONS PAID 7 80 EXPENSES PAID 0 13	5,141 98		6,569.14-	1,427 16-
	<b>008252108</b>				
02/13/09	AFFILIATED MANAGERS GROUP SOLD 70 SHS ON 02/10/2009 AT 47 1101 THRU INSTINET COMMISSIONS PAID 2 80 EXPENSES PAID 0 02	3,294 89		5,319 70-	2,024 81-

NOVEMBER 01, 2008 TO OCTOBER 31, 2009

ACCOUNT NAME: MAY EMMA HOYT FOUNDATION - COMPOSITE  
ACCOUNT NUMBER: M00356

## TRANSACTION DETAIL ( CONTINUED )

DATE	DESCRIPTION	PRINCIPAL CASH	INCOME CASH	COST	GAIN / LOSS
03/17/09	SOLD 105 SHS ON 03/12/2009 AT 38.07 THRU DIRRECT TRADING INSTITUTIONAL INC COMMISSIONS PAID 4 20 EXPENSES PAID 0 03	3,993 12		5,925 81-	1,932 69-
05/05/09	SOLD 35 SHS ON 04/30/2009 AT 58 2239 THRU INSTINET COMMISSIONS PAID 1 40 EXPENSES PAID 0 05	2,036 39		1,412 96-	623.43
	009126202 AIR LIQUIDE-ADR				
03/17/09	SOLD 686 SHS ON 03/12/2009 AT 15 83 THRU DIRRECT TRADING INSTITUTIONAL INC COMMISSIONS PAID 27 44 EXPENSES PAID 0 07	10,831 87		12,383 10-	1,551 23-
10/07/09	SOLD 764 SHS ON 10/02/2009 AT 21 5197 THRU INSTINET COMMISSIONS PAID 30.56 EXPENSES PAID 0 42	16,410 07		13,650 88-	2,759 19
10/08/09	SOLD 163 SHS ON 10/05/2009 AT 21 6493 THRU INSTINET COMMISSIONS PAID 6 52 EXPENSES PAID 0 10	3,522 22		3,537 28-	15 06-
	009158106 AIR PRODS & CHEMS INC W/1 RT/SH				
12/24/08	SOLD 67 SHS ON 12/19/2008 AT 46 8232 THRU DIRRECT TRADING INSTITUTIONAL INC COMMISSIONS PAID 2 68 EXPENSES PAID 0 02	3,134 45		4,000 06-	865 61-
03/17/09	SOLD 60 SHS ON 03/12/2009 AT 51 49 THRU DIRRECT TRADING INSTITUTIONAL INC COMMISSIONS PAID 2 40 EXPENSES PAID 0 02	3,086 98		3,582 15-	495 17-
03/17/09	SOLD 295 SHS ON 03/12/2009 AT 50 57 THRU DIRRECT TRADING INSTITUTIONAL INC COMMISSIONS PAID 11 80 EXPENSES PAID 0 09	14,906 26		15,030 14-	123 88-
05/20/09	SOLD 60 SHS ON 05/15/2009 AT 62 56 THRU DIRRECT TRADING INSTITUTIONAL INC COMMISSIONS PAID 2 40 EXPENSES PAID 0 09	3,751 11		2,606 85-	1,144 26
	012653101 ALBERMARLE CORP				
03/17/09	SOLD 440 SHS ON 03/12/2009 AT 17 25 THRU DIRRECT TRADING INSTITUTIONAL INC COMMISSIONS PAID 17 60 EXPENSES PAID 0 05	7,572 35		5,696.90-	1,875 45

NOVEMBER 01, 2008 TO OCTOBER 31, 2009

ACCOUNT NAME: MAY EMMA HOYT FOUNDATION - COMPOSITE  
ACCOUNT NUMBER: M00356**TRANSACTION DETAIL ( CONTINUED )**

DATE	DESCRIPTION	PRINCIPAL CASH	INCOME CASH	COST	GAIN / LOSS
01/15/09	013078100 ALBERTO-CULVER CO SOLD 90 SHS ON 01/12/2009 AT 23 0766 THRU INSTINET COMMISSIONS PAID 3 60 EXPENSES PAID 0 01	2,073 29		2,262 37-	189 08-
03/17/09	SOLD 155 SHS ON 03/12/2009 AT 22 43 THRU DIRRECT TRADING INSTITUTIONAL INC COMMISSIONS PAID 6 20 EXPENSES PAID 0 02	3,470 43		3,809 11-	338 68-
03/17/09	014482103 ALEXANDER & BALDWIN INC SOLD 370 SHS ON 03/12/2009 AT 17 26 THRU DIRRECT TRADING INSTITUTIONAL INC COMMISSIONS PAID 14 80 EXPENSES PAID 0 04	6,371 36		19,143 80-	12,772 44-
12/01/08	01881G106 ALLIANCEBERNSTEIN HOLDING LP SOLD 700 SHS ON 11/25/2008 AT 14 4611 THRU DIRRECT TRADING INSTITUTIONAL INC COMMISSIONS PAID 28 00 EXPENSES PAID 0 06	10,094 71		25,181 00-	15,086 29-
03/17/09	02209S103 ALTRIA GROUP INC SOLD 810 SHS ON 03/12/2009 AT 16 17 THRU DIRRECT TRADING INSTITUTIONAL INC COMMISSIONS PAID 32 40 EXPENSES PAID 0 08	13,065 22		7,732 34-	5,332 88
03/17/09	023177108 AMBASSADORS GROUP SOLD 85 SHS ON 03/12/2009 AT 7 07 THRU DIRRECT TRADING INSTITUTIONAL INC COMMISSIONS PAID 3 40 EXPENSES PAID 0 01	597 54		2,287 74-	1,690 20-
07/27/09	SOLD 70 SHS ON 07/22/2009 AT 14 4382 THRU INSTINET COMMISSIONS PAID 2 80 EXPENSES PAID 0 03	1,007 84		1,750 41-	742 57-
03/17/09	02364W105 AMERICA MOVIL SAB DE CV ADR SERIES L SOLD 467 SHS ON 03/12/2009 AT 27 16 THRU DIRRECT TRADING INSTITUTIONAL INC COMMISSIONS PAID 18 68 EXPENSES PAID 0 08	12,664 96		27,904 56-	15,239 60-
06/26/09	SOLD 129 SHS ON 06/23/2009 AT 35 3268 THRU INSTINET COMMISSIONS PAID 5 16 EXPENSES PAID 0 11	4,551 89		7,632 82-	3,080 93-

NOVEMBER 01, 2008 TO OCTOBER 31, 2009

ACCOUNT NAME: MAY EMMA HOYT FOUNDATION - COMPOSITE  
ACCOUNT NUMBER: M00356

## TRANSACTION DETAIL ( CONTINUED )

DATE	DESCRIPTION	PRINCIPAL CASH	INCOME CASH	COST	GAIN / LOSS
	<b>025816109</b>				
	<b>AMERICAN EXPRESS</b>				
03/03/09	SOLD 1,060 SHS ON 02/26/2009 AT 12.93 THRU DIRRECT TRADING INSTITUTIONAL INC COMMISSIONS PAID 42 40 EXPENSES PAID 0 07	13,663 33		35,887 53-	22,224 20-
	<b>031162100</b>				
	<b>AMGEN INC</b>				
03/17/09	SOLD 243 SHS ON 03/12/2009 AT 50 52 THRU DIRRECT TRADING INSTITUTIONAL INC COMMISSIONS PAID 9 72 EXPENSES PAID 0 07	12,266 57		13,092 36-	825 79-
04/27/09	SOLD 53 SHS ON 04/22/2009 AT 45 5452 THRU DIRRECT TRADING INSTITUTIONAL INC COMMISSIONS PAID 2 12 EXPENSES PAID 0 07	2,411 70		2,760 46-	348 76-
07/10/09	SOLD 50 SHS ON 07/07/2009 AT 52 8701 THRU DIRRECT TRADING INSTITUTIONAL INC COMMISSIONS PAID 2 00 EXPENSES PAID 0 07	2,641 43		2,524 13-	117 30
	<b>032511107</b>				
	<b>ANADARKO PETROLEUM CORP W/1 RT/SH</b>				
12/18/08	SOLD 120 SHS ON 12/15/2008 AT 38 0337 THRU DIRRECT TRADING INSTITUTIONAL INC COMMISSIONS PAID 4 80 EXPENSES PAID 0 03	4,559 22		8,146 95-	3,587 73-
03/17/09	SOLD 99 SHS ON 03/12/2009 AT 36 88 THRU DIRRECT TRADING INSTITUTIONAL INC COMMISSIONS PAID 3 96 EXPENSES PAID 0 03	3,647 13		6,721 24-	3,074 11-
	<b>03662Q105</b>				
	<b>ANSYS INC</b>				
03/17/09	SOLD 130 SHS ON 03/12/2009 AT 21 26 THRU DIRRECT TRADING INSTITUTIONAL INC COMMISSIONS PAID 5 20 EXPENSES PAID 0 02	2,758 58		987 04-	1,771 54
	<b>037411105</b>				
	<b>APACHE CORP</b>				
11/03/08	SOLD 83 SHS ON 10/29/2008 AT 77 562 THRU DIRRECT TRADING INSTITUTIONAL INC COMMISSIONS PAID 3 32 EXPENSES PAID 0 04	6,434 28		12,017 62-	5,583 34-
03/17/09	SOLD 89 SHS ON 03/12/2009 AT 59 87 THRU DIRRECT TRADING INSTITUTIONAL INC COMMISSIONS PAID 3 56 EXPENSES PAID 0 03	5,324 84		12,886 36-	7,561 52-

NOVEMBER 01, 2008 TO OCTOBER 31, 2009

ACCOUNT NAME: MAY EMMA HOYT FOUNDATION - COMPOSITE  
ACCOUNT NUMBER: M00356

## TRANSACTION DETAIL ( CONTINUED )

DATE	DESCRIPTION	PRINCIPAL CASH	INCOME CASH	COST	GAIN / LOSS
03/17/09	SOLD 260 SHS ON 03/12/2009 AT 58 39 THRU DIRRECT TRADING INSTITUTIONAL INC COMMISSIONS PAID 10 40 EXPENSES PAID 0 09	15,170 91		20,564 15-	5,393 24-
	<b>037833100</b>				
	<b>APPLE INC</b>				
03/17/09	SOLD 220 SHS ON 03/12/2009 AT 95 33 THRU DIRRECT TRADING INSTITUTIONAL INC COMMISSIONS PAID 8 80 EXPENSES PAID 0 12	20,963 68		18,852 27-	2,111 41
04/20/09	SOLD 22 SHS ON 04/15/2009 AT 116 3204 THRU DIRRECT TRADING INSTITUTIONAL INC COMMISSIONS PAID 0 88 EXPENSES PAID 0 07	2,558 10		1,632 00-	926 10
	<b>038336103</b>				
	<b>APTARGROUP INC W/1 RT/SH</b>				
03/17/09	SOLD 145 SHS ON 03/12/2009 AT 26 61 THRU DIRRECT TRADING INSTITUTIONAL INC COMMISSIONS PAID 5 80 EXPENSES PAID 0 03	3,852 62		4,402 33-	549 71-
06/23/09	SOLD 20 SHS ON 06/18/2009 AT 33 051 THRU DIRRECT TRADING INSTITUTIONAL INC COMMISSIONS PAID 0 80 EXPENSES PAID 0 01	660 21		523 50-	136 71
	<b>042068106</b>				
	<b>ARM HOLDINGS PLC - ADR</b>				
03/17/09	SOLD 3,645 SHS ON 03/12/2009 AT 4 16 THRU DIRRECT TRADING INSTITUTIONAL INC COMMISSIONS PAID 145 80 EXPENSES PAID 0 09	15,017 31		32,549 95-	17,532 64-
05/11/09	SOLD 562 SHS ON 05/06/2009 AT 5 3146 THRU INSTINET COMMISSIONS PAID 22 48 EXPENSES PAID 0 08	2,964 25		4,715 03-	1,750 78-
10/23/09	SOLD 792 SHS ON 10/20/2009 AT 7 9342 THRU INSTINET COMMISSIONS PAID 31 68 EXPENSES PAID 0 16	6,252 04		6,583 82-	331 78-
	<b>053015103</b>				
	<b>AUTOMATIC DATA PROCESSING</b>				
03/17/09	SOLD 250 SHS ON 03/12/2009 AT 34 694 THRU DIRRECT TRADING INSTITUTIONAL INC COMMISSIONS PAID 10 00 EXPENSES PAID 0 05	8,663 45		10,105 41-	1,441 96-
09/23/09	SOLD 100 SHS ON 09/18/2009 AT 39 23 THRU DIRRECT TRADING INSTITUTIONAL INC COMMISSIONS PAID 4 00 EXPENSES PAID 0 10	3,918 90		3,996 33-	77 43-



NOVEMBER 01, 2008 TO OCTOBER 31, 2009

ACCOUNT NAME: MAY EMMA HOYT FOUNDATION - COMPOSITE  
ACCOUNT NUMBER: M00356

## TRANSACTION DETAIL ( CONTINUED )

DATE	DESCRIPTION	PRINCIPAL CASH	INCOME CASH	COST	GAIN / LOSS
09/30/09	SOLD 230 SHS ON 09/25/2009 AT 39 0387 THRU DIRRECT TRADING INSTITUTIONAL INC COMMISSIONS PAID 9 20 EXPENSES PAID 0 23	8,969 47		8,926 95-	42 52
	<b>053484101</b>				
11/25/08	AVALONBAY COMMUNITIES INC SOLD 224 SHS ON 11/20/2008 AT 46 3491 THRU DIRRECT TRADING INSTITUTIONAL INC COMMISSIONS PAID 8 96 EXPENSES PAID 0 06	10,373 18		22,664 05-	12,290 87-
03/17/09	SOLD 43 SHS ON 03/12/2009 AT 50 21 THRU DIRRECT TRADING INSTITUTIONAL INC COMMISSIONS PAID 1 72 EXPENSES PAID 0 02	2,157 29		2,327 40-	170 11-
	<b>054536107</b>				
11/05/08	AXA SPONSORED ADR SOLD 490 SHS ON 10/31/2008 AT 18 1342 THRU INSTINET COMMISSIONS PAID 19 60 EXPENSES PAID 0 05	8,866 11		21,512 61-	12,646 50-
02/25/09	SOLD 1,114 SHS ON 02/20/2009 AT 10 5307 THRU INSTINET COMMISSIONS PAID 44 56 EXPENSES PAID 0 06	11,686 58		43,699 79-	32,013 21-
	<b>05565A202</b>				
03/17/09	BNP PARIBAS SOLD 748 SHS ON 03/12/2009 AT 18 13 THRU DIRRECT TRADING INSTITUTIONAL INC COMMISSIONS PAID 29 92 EXPENSES PAID 0 08	13,531 24		40,919 26-	27,388 02-
05/12/09	SOLD 107 SHS ON 05/07/2009 AT 30 0686 THRU INSTINET COMMISSIONS PAID 4 28 EXPENSES PAID 0 08	3,212 98		5,212 63-	1,999 65-
08/14/09	SOLD 81 SHS ON 08/11/2009 AT 37 8218 THRU INSTINET COMMISSIONS PAID 3 24 EXPENSES PAID 0 08	3,060 24		3,782 30-	722 06-
08/17/09	SOLD 73 SHS ON 08/12/2009 AT 39 1853 THRU INSTINET COMMISSIONS PAID 2 92 EXPENSES PAID 0 07	2,857 53		3,408 73-	551 20-
	<b>056752108</b>				
03/09/09	BAIDU, INC ADR SOLD 22 SHS ON 03/04/2009 AT 160 3749 THRU DIRRECT TRADING INSTITUTIONAL INC COMMISSIONS PAID 0 88 EXPENSES PAID 0 02	3,527.34		2,532 26-	995 08

NOVEMBER 01, 2008 TO OCTOBER 31, 2009

ACCOUNT NAME: MAY EMMA HOYT FOUNDATION - COMPOSITE  
ACCOUNT NUMBER: M00356

## TRANSACTION DETAIL ( CONTINUED )

DATE	DESCRIPTION	PRINCIPAL CASH	INCOME CASH	COST	GAIN / LOSS
03/17/09	SOLD 71 SHS ON 03/12/2009 AT 166 68 THRU DIRRECT TRADING INSTITUTIONAL INC COMMISSIONS PAID 2 84 EXPENSES PAID 0 07	11,831 37		8,028 71-	3,802 66
03/27/09	SOLD 13 SHS ON 03/24/2009 AT 194 5641 THRU INSTINET COMMISSIONS PAID 0 52 EXPENSES PAID 0 01	2,528 80		1,464 70-	1,064 10
04/21/09	SOLD 11 SHS ON 04/16/2009 AT 200 1237 THRU INSTINET COMMISSIONS PAID 0 44 EXPENSES PAID 0 06	2,200 86		1,239 36-	961 50
04/23/09	SOLD 17 SHS ON 04/20/2009 AT 200 4043 THRU INSTINET COMMISSIONS PAID 0.68 EXPENSES PAID 0 09	3,406 10		1,915 37-	1,490 73
07/23/09	SOLD 12 SHS ON 07/20/2009 AT 335 1327 THRU INSTINET COMMISSIONS PAID 0 48 EXPENSES PAID 0 10	4,021 01		1,352 03-	2,668 98
09/14/09	SOLD 33 SHS ON 09/09/2009 AT 362 6978 THRU INSTINET COMMISSIONS PAID 1 32 EXPENSES PAID 0 31	11,967 39		3,718 08-	8,249 31
	<b>057665200</b> <b>BALCHEM CORP</b>				
03/17/09	SOLD 50 SHS ON 03/12/2009 AT 20 57 THRU DIRRECT TRADING INSTITUTIONAL INC COMMISSIONS PAID 2 00 EXPENSES PAID 0 01	1,026 49		1,266 32-	239 83-
	<b>060505104</b> <b>BANK OF AMERICA CORP</b>				
01/22/09	SOLD 1,343 SHS ON 01/16/2009 AT 7 1962 THRU DIRRECT TRADING INSTITUTIONAL INC COMMISSIONS PAID 53.72 EXPENSES PAID 0 05	9,610 72		39,116 87-	29,506 15-
	<b>064058100</b> <b>BANK OF NEW YORK MELLON CORP</b>				
11/26/08	SOLD 200 SHS ON 11/21/2008 AT 23 42 THRU DIRRECT TRADING INSTITUTIONAL INC COMMISSIONS PAID 8 00 EXPENSES PAID 0 03	4,675 97		7,582 69-	2,906 72-
03/17/09	SOLD 500 SHS ON 03/12/2009 AT 23 97 THRU DIRRECT TRADING INSTITUTIONAL INC COMMISSIONS PAID 20 00 EXPENSES PAID 0 07	11,964 93		17,878 17-	5,913 24-

NOVEMBER 01, 2008 TO OCTOBER 31, 2009

ACCOUNT NAME: MAY EMMA HOYT FOUNDATION - COMPOSITE  
ACCOUNT NUMBER: M00356

## TRANSACTION DETAIL ( CONTINUED )

DATE	DESCRIPTION	PRINCIPAL CASH	INCOME CASH	COST	GAIN / LOSS
10/15/09	SOLD 515 SHS ON 10/09/2009 AT 28 61 THRU DIRRECT TRADING INSTITUTIONAL INC COMMISSIONS PAID 20 60 EXPENSES PAID 0 37	14,713 18		16,891 35-	2,178 17-
	<b>084670207</b>				
03/17/09	BERKSHIRE HATHAWAY INC CL B SOLD 7 SHS ON 03/12/2009 AT 2789 00 THRU DIRRECT TRADING INSTITUTIONAL INC COMMISSIONS PAID 0 28 EXPENSES PAID 0 11	19,522 61		19,536 29-	13 68-
08/04/09	SOLD 3 SHS ON 07/30/2009 AT 3184 6741 THRU DIRRECT TRADING INSTITUTIONAL INC COMMISSIONS PAID 0 12 EXPENSES PAID 0 24	9,553 66		7,231 14-	2,322 52
	<b>085789105</b>				
12/11/08	BERRY PETROLEUM CL A SOLD 220 SHS ON 12/08/2008 AT 7 0697 THRU INSTINET COMMISSIONS PAID 8.80 EXPENSES PAID 0.01	1,546 52		6,751 86-	5,205 34-
	<b>086516101</b>				
02/06/09	BEST BUY COMPANY INC SOLD 100 SHS ON 02/03/2009 AT 28 55 THRU DIRRECT TRADING INSTITUTIONAL INC COMMISSIONS PAID 4 00 EXPENSES PAID 0 01	2,850 99		2,463 00-	387 99
03/17/09	SOLD 201 SHS ON 03/12/2009 AT 29 54 THRU DIRRECT TRADING INSTITUTIONAL INC COMMISSIONS PAID 8 04 EXPENSES PAID 0 04	5,929 46		8,565 50-	2,636 04-
03/17/09	SOLD 275 SHS ON 03/12/2009 AT 29 24 THRU DIRRECT TRADING INSTITUTIONAL INC COMMISSIONS PAID 11 00 EXPENSES PAID 0 05	8,029 95		5,696 35-	2,333 60
04/08/09	SOLD 40 SHS ON 04/03/2009 AT 40 09 THRU DIRRECT TRADING INSTITUTIONAL INC COMMISSIONS PAID 1 60 EXPENSES PAID 0 01	1,601 99		828 56-	773 43
04/20/09	SOLD 80 SHS ON 04/15/2009 AT 37 61 THRU DIRRECT TRADING INSTITUTIONAL INC COMMISSIONS PAID 3 20 EXPENSES PAID 0 08	3,005 52		1,657 12-	1,348 40
04/30/09	SOLD 155 SHS ON 04/27/2009 AT 38 60 THRU DIRRECT TRADING INSTITUTIONAL INC COMMISSIONS PAID 6 20 EXPENSES PAID 0 15	5,976 65		3,210 67-	2,765 98

NOVEMBER 01, 2008 TO OCTOBER 31, 2009

ACCOUNT NAME: MAY EMMA HOYT FOUNDATION - COMPOSITE  
ACCOUNT NUMBER: M00356

## TRANSACTION DETAIL ( CONTINUED )

DATE	DESCRIPTION	PRINCIPAL CASH	INCOME CASH	COST	GAIN / LOSS
	<b>088606108</b> <b>BHP BILLITON LTD-SPON ADR COMMON STOCK</b>				
11/03/08	SOLD 388 SHS ON 10/29/2008 AT 37 0578 THRU DIRRECT TRADING INSTITUTIONAL INC COMMISSIONS PAID 15.52 EXPENSES PAID 0.08	14,362 83		22,183 03-	7,820.20-
03/17/09	SOLD 102 SHS ON 03/12/2009 AT 41 10 THRU DIRRECT TRADING INSTITUTIONAL INC COMMISSIONS PAID 4.08 EXPENSES PAID 0 03	4,188 09		4,221 79-	33 70-
	<b>090572207</b> <b>BIO-RAD LABS INC CL A</b>				
03/17/09	SOLD 50 SHS ON 03/12/2009 AT 57 21 THRU DIRRECT TRADING INSTITUTIONAL INC COMMISSIONS PAID 2.00 EXPENSES PAID 0 02	2,858 48		4,616 80-	1,758 32-
	<b>09062X103</b> <b>BIOGEN IDEC INC</b>				
03/17/09	SOLD 53 SHS ON 03/12/2009 AT 49 05 THRU DIRRECT TRADING INSTITUTIONAL INC COMMISSIONS PAID 2 12 EXPENSES PAID 0 02	2,597 51		2,724 01-	126 50-
08/12/09	SOLD 100 SHS ON 08/07/2009 AT 47 3396 THRU INSTINET COMMISSIONS PAID 4 00 EXPENSES PAID 0 12	4,729 84		5,000.58-	270 74-
	<b>091929760</b> <b>BLACKROCK US OPPORTUNITIES PORTFOLIO - INSTITUTIONAL</b>				
03/13/09	SOLD 1,161 71 SHS ON 03/12/2009 AT 21 52	25,000 00		27,766 29-	2,766 29-
	<b>09227Q100</b> <b>BLACKBAUD INC</b>				
03/17/09	SOLD 180 SHS ON 03/12/2009 AT 10 05 THRU DIRRECT TRADING INSTITUTIONAL INC COMMISSIONS PAID 7 20 EXPENSES PAID 0 02	1,801 78		4,111 07-	2,309 29-
09/24/09	SOLD 45 SHS ON 09/21/2009 AT 24.34 THRU DIRRECT TRADING INSTITUTIONAL INC COMMISSIONS PAID 1 80 EXPENSES PAID 0 03	1,093 47		817 07-	276 40
	<b>09578R103</b> <b>BLUE NILE INC</b>				
04/28/09	SOLD 20 SHS ON 04/23/2009 AT 36 79 THRU DIRRECT TRADING INSTITUTIONAL INC COMMISSIONS PAID 0 80 EXPENSES PAID 0 02	734 98		863 28-	128 30-

NOVEMBER 01, 2008 TO OCTOBER 31, 2009

ACCOUNT NAME: MAY EMMA HOYT FOUNDATION - COMPOSITE  
ACCOUNT NUMBER: M00356

## TRANSACTION DETAIL ( CONTINUED )

DATE	DESCRIPTION	PRINCIPAL CASH	INCOME CASH	COST	GAIN / LOSS
	<b>101121101</b> <b>BOSTON PROPERTIES INC W/1 RT P/S</b> <b>EXP 6/29/2017</b>				
03/17/09	SOLD 56 SHS ON 03/12/2009 AT 39 45 THRU DIRRECT TRADING INSTITUTIONAL INC COMMISSIONS PAID 2 24 EXPENSES PAID 0 02	2,206.94		2,617 30-	410 36-
	<b>101137107</b> <b>BOSTON SCIENTIFIC CORP</b>				
03/17/09	SOLD 230 SHS ON 03/12/2009 AT 7 22 THRU DIRRECT TRADING INSTITUTIONAL INC COMMISSIONS PAID 9 20 EXPENSES PAID 0 01	1,651 39		1,763 43-	112 04-
	<b>104674106</b> <b>BRADY CORPORATION CL A</b>				
03/17/09	SOLD 85 SHS ON 03/12/2009 AT 15 91 THRU DIRRECT TRADING INSTITUTIONAL INC COMMISSIONS PAID 3 40 EXPENSES PAID 0 01	1,348 94		3,027 76-	1,678 82-
09/24/09	SOLD 20 SHS ON 09/21/2009 AT 30 28 THRU DIRRECT TRADING INSTITUTIONAL INC COMMISSIONS PAID 0 80 EXPENSES PAID 0 02	604 78		760 22-	155 44-
	<b>111013108</b> <b>BRITISH SKY BROADCASTING ADR</b>				
03/17/09	SOLD 317 SHS ON 03/12/2009 AT 24 6701 THRU DIRRECT TRADING INSTITUTIONAL INC COMMISSIONS PAID 12 68 EXPENSES PAID 0 05	7,807 69		10,146 41-	2,338 72-
	<b>118230101</b> <b>BUCKEYE PARTNERS LP</b>				
03/17/09	SOLD 410 UNITS ON 03/12/2009 AT 37 17 THRU DIRRECT TRADING INSTITUTIONAL INC COMMISSIONS PAID 16 40 EXPENSES PAID 0 09	15,223 21		20,919 88-	5,696 67-
	<b>120568AT7</b> <b>BUNGE LTD FINANCE CORP 8.5%</b> <b>06/15/2019</b>				
10/29/09	SOLD 10,000 UNITS ON 10/26/2009 AT 115 508 THRU BNP PARIBAS SECURITIES BOND	11,550 80		10,417 10-	1,133 70
	<b>12189T104</b> <b>BURLINGTON NORTHERN SANTA FE W/1</b> <b>RT/SH</b>				
11/25/08	SOLD 72 SHS ON 11/20/2008 AT 73 6194 THRU DIRRECT TRADING INSTITUTIONAL INC COMMISSIONS PAID 2 88 EXPENSES PAID 0.03	5,297 69		7,779 39-	2,481 70-

NOVEMBER 01, 2008 TO OCTOBER 31, 2009

ACCOUNT NAME: MAY EMMA HOYT FOUNDATION - COMPOSITE  
ACCOUNT NUMBER: M00356

## TRANSACTION DETAIL ( CONTINUED )

DATE	DESCRIPTION	PRINCIPAL CASH	INCOME CASH	COST	GAIN / LOSS
03/17/09	SOLD 150 SHS ON 03/12/2009 AT 54 30 THRU DIRRECT TRADING INSTITUTIONAL INC COMMISSIONS PAID 6 00 EXPENSES PAID 0 05	8,138 95		11,167 65-	3,028 70-
03/17/09	SOLD 123 SHS ON 03/12/2009 AT 56 44 THRU DIRRECT TRADING INSTITUTIONAL INC COMMISSIONS PAID 4 92 EXPENSES PAID 0 04	6,937 16		13,289 78-	6,352 62-
	<b>12637N105</b> <b>CSL LTD ADR</b>				
03/17/09	SOLD 475 SHS ON 03/12/2009 AT 10 40 THRU DIRRECT TRADING INSTITUTIONAL INC COMMISSIONS PAID 19 00 EXPENSES PAID 0 03	4,920 97		5,625 81-	704 84-
	<b>126650100</b> <b>CVS CAREMARK CORP</b>				
03/17/09	SOLD 825 SHS ON 03/12/2009 AT 26 09 THRU DIRRECT TRADING INSTITUTIONAL INC COMMISSIONS PAID 33 00 EXPENSES PAID 0 13	21,491 12		27,301 96-	5,810 84-
03/17/09	SOLD 455 SHS ON 03/12/2009 AT 26 16 THRU DIRRECT TRADING INSTITUTIONAL INC COMMISSIONS PAID 18 20 EXPENSES PAID 0 07	11,884 53		18,697 30-	6,812 77-
04/27/09	SOLD 80 SHS ON 04/22/2009 AT 30 4187 THRU DIRRECT TRADING INSTITUTIONAL INC COMMISSIONS PAID 3.20 EXPENSES PAID 0 06	2,430 24		3,073 30-	643 06-
09/10/09	SOLD 121 SHS ON 09/04/2009 AT 37 0594 THRU INSTINET COMMISSIONS PAID 4 84 EXPENSES PAID 0 12	4,479 23		4,050 14-	429 09
10/28/09	SOLD 186 SHS ON 10/23/2009 AT 37 1074 THRU DIRRECT TRADING INSTITUTIONAL INC COMMISSIONS PAID 7 44 EXPENSES PAID 0 18	6,894 36		5,578 26-	1,316 10
	<b>12721E102</b> <b>CADBURY PLC -SPONS ADR</b>				
03/17/09	SOLD 704 SHS ON 03/12/2009 AT 30 4143 THRU DIRRECT TRADING INSTITUTIONAL INC COMMISSIONS PAID 28 16 EXPENSES PAID 0 12	21,383 39		23,166 32-	1,782 93-
	<b>136375102</b> <b>CANADIAN NATL RAILWAY COM</b>				
03/17/09	SOLD 426 SHS ON 03/12/2009 AT 33 67 THRU DIRRECT TRADING INSTITUTIONAL INC COMMISSIONS PAID 17 04 EXPENSES PAID 0 09	14,326 29		24,385 10-	10,058 81-

NOVEMBER 01, 2008 TO OCTOBER 31, 2009

ACCOUNT NAME: MAY EMMA HOYT FOUNDATION - COMPOSITE  
ACCOUNT NUMBER: M00356

## TRANSACTION DETAIL ( CONTINUED )

DATE	DESCRIPTION	PRINCIPAL CASH	INCOME CASH	COST	GAIN / LOSS
	<b>136385101</b>				
	<b>CANADIAN NATURAL RESOURCES</b>				
10/23/09	SOLD 50 SHS ON 10/20/2009 AT 73 1924 THRU INSTINET COMMISSIONS PAID 2 00 EXPENSES PAID 0 10	3,657 52		3,271 70-	385 82
	<b>138006309</b>				
	<b>CANON INC SP ADR</b>				
02/10/09	SOLD 1,091 SHS ON 02/05/2009 AT 27 4047 THRU INSTINET COMMISSIONS PAID 43 64 EXPENSES PAID 0 16	29,854 73		56,038 23-	26,183 50-
	<b>139674105</b>				
	<b>CAPITAL CITY BANK GROUP INC</b>				
03/17/09	SOLD 60 SHS ON 03/12/2009 AT 11 64 THRU DIRRECT TRADING INSTITUTIONAL INC COMMISSIONS PAID 2 40 EXPENSES PAID 0 01	695 99		1,671 58-	975 59-
07/31/09	SOLD 22 SHS ON 07/28/2009 AT 15 9037 THRU INSTINET COMMISSIONS PAID 0 88 EXPENSES PAID 0 01	348 99		409 90-	60 91-
07/31/09	SOLD 17 SHS ON 07/27/2009 AT 15 6716 THRU INSTINET COMMISSIONS PAID 0 68	265 74		316.74-	51 00-
08/21/09	SOLD 36 SHS ON 08/18/2009 AT 15 0243 THRU INSTINET COMMISSIONS PAID 1 44 EXPENSES PAID 0 01	539 43		670 75-	131 32-
09/14/09	SOLD 46 SHS ON 09/09/2009 AT 14 4182 THRU INSTINET COMMISSIONS PAID 1 84 EXPENSES PAID 0 02	661 38		845 09-	183 71-
	<b>14040H105</b>				
	<b>CAPITAL ONE FINANCIAL CORP</b>				
05/19/09	SOLD 86 SHS ON 05/14/2009 AT 24 8134 THRU DIRRECT TRADING INSTITUTIONAL INC COMMISSIONS PAID 3 44 EXPENSES PAID 0 06	2,130 45		1,419 90-	710 55
06/25/09	SOLD 128 SHS ON 06/22/2009 AT 20 8838 THRU DIRRECT TRADING INSTITUTIONAL INC COMMISSIONS PAID 5 12 EXPENSES PAID 0 07	2,667 93		1,869 33-	798 60
09/10/09	SOLD 64 SHS ON 09/04/2009 AT 35 00 THRU DIRRECT TRADING INSTITUTIONAL INC COMMISSIONS PAID 2 56 EXPENSES PAID 0 06	2,237 38		756 35-	1,481 03

NOVEMBER 01, 2008 TO OCTOBER 31, 2009

ACCOUNT NAME: MAY EMMA HOYT FOUNDATION - COMPOSITE  
ACCOUNT NUMBER: M00356

## TRANSACTION DETAIL ( CONTINUED )

DATE	DESCRIPTION	PRINCIPAL CASH	INCOME CASH	COST	GAIN / LOSS
	<b>143658300</b>				
	<b>CARNIVAL CORPORATION</b>				
03/17/09	SOLD 789 SHS ON 03/12/2009 AT 19 96 THRU DIRRECT TRADING INSTITUTIONAL INC COMMISSIONS PAID 31 56 EXPENSES PAID 0 09	15,716 79		38,270 51-	22,553 72-
05/07/09	SOLD 113 SHS ON 05/04/2009 AT 29 0141 THRU INSTINET COMMISSIONS PAID 4 52 EXPENSES PAID 0.09	3,273 98		5,069 52-	1,795 54-
	<b>147528103</b>				
	<b>CASEYS GENERAL STORES INC</b>				
11/28/08	SOLD 45 SHS ON 11/24/2008 AT 27 8857 THRU DIRRECT TRADING INSTITUTIONAL INC COMMISSIONS PAID 1 80	1,253 06		971 85-	281 21
03/17/09	SOLD 55 SHS ON 03/12/2009 AT 24 33 THRU DIRRECT TRADING INSTITUTIONAL INC COMMISSIONS PAID 2 20 EXPENSES PAID 0 01	1,335 94		1,187 83-	148.11
	<b>149123101</b>				
	<b>CATERPILLAR INC</b>				
02/09/09	SOLD 250 SHS ON 02/04/2009 AT 31 1597 THRU DIRRECT TRADING INSTITUTIONAL INC COMMISSIONS PAID 10 00 EXPENSES PAID 0 05	7,779 88		16,948 07-	9,168 19-
	<b>150185106</b>				
	<b>CEDAR FAIR -LP</b>				
03/17/09	SOLD 700 UNITS ON 03/12/2009 AT 8 6086 THRU DIRRECT TRADING INSTITUTIONAL INC COMMISSIONS PAID 28 00 EXPENSES PAID 0 04	5,997.98		16,551 99-	10,554 01-
	<b>162456107</b>				
	<b>CHATTEM INC</b>				
11/28/08	SOLD 15 SHS ON 11/24/2008 AT 69 8375 THRU DIRRECT TRADING INSTITUTIONAL INC COMMISSIONS PAID 0 60	1,046 96		1,170 50-	123 54-
03/17/09	SOLD 20 SHS ON 03/12/2009 AT 53 13 THRU DIRRECT TRADING INSTITUTIONAL INC COMMISSIONS PAID 0 80 EXPENSES PAID 0 01	1,061 79		1,377 41-	315 62-
	<b>166764100</b>				
	<b>CHEVRON CORPORATION</b>				
03/17/09	SOLD 330 SHS ON 03/12/2009 AT 61 85 THRU DIRRECT TRADING INSTITUTIONAL INC COMMISSIONS PAID 13 20 EXPENSES PAID 0 12	20,397 18		15,610 65-	4,786 53



NOVEMBER 01, 2008 TO OCTOBER 31, 2009

ACCOUNT NAME: MAY EMMA HOYT FOUNDATION - COMPOSITE  
ACCOUNT NUMBER: M00356

## TRANSACTION DETAIL ( CONTINUED )

DATE	DESCRIPTION	PRINCIPAL CASH	INCOME CASH	COST	GAIN / LOSS
03/17/09	SOLD 166 SHS ON 03/12/2009 AT 63 41 THRU DIRRECT TRADING INSTITUTIONAL INC COMMISSIONS PAID 6 64 EXPENSES PAID 0 06	10,519 36		12,154 84-	1,635 48-
	<b>16939P106</b>				
03/17/09	CHINA LIFE INSURANCE CO-ADR SOLD 390 SHS ON 03/12/2009 AT 45 13 THRU DIRRECT TRADING INSTITUTIONAL INC COMMISSIONS PAID 15 60 EXPENSES PAID 0 10	17,585 00		21,867 30-	4,282 30-
07/23/09	SOLD 31 SHS ON 07/20/2009 AT 64 3608 THRU INSTINET COMMISSIONS PAID 1 24 EXPENSES PAID 0.05	1,993 89		1,725 19-	268 70
	<b>16941M109</b>				
01/22/09	CHINA MOBILE LTD SPON ADR SOLD 105 SHS ON 01/16/2009 AT 44 4338 THRU INSTINET COMMISSIONS PAID 4 20 EXPENSES PAID 0.02	4,661 33		8,922 83-	4,261 50-
03/17/09	SOLD 410 SHS ON 03/12/2009 AT 43 1351 THRU DIRRECT TRADING INSTITUTIONAL INC COMMISSIONS PAID 16 40 EXPENSES PAID 0 10	17,668 89		18,491 12-	822 23-
03/17/09	SOLD 91 SHS ON 03/12/2009 AT 43 3867 THRU INSTINET COMMISSIONS PAID 3 64 EXPENSES PAID 0 02	3,944 53		2,937 49-	7 04
04/07/09	SOLD 48 SHS ON 04/02/2009 AT 43 1138 THRU INSTINET COMMISSIONS PAID 1 92 EXPENSES PAID 0 01	2,067 53		2,076 92-	9 39-
07/16/09	SOLD 310 SHS ON 07/13/2009 AT 46 8245 THRU INSTINET COMMISSIONS PAID 12 40 EXPENSES PAID 0 37	14,502 82		13,555 42-	947 40
	<b>169905106</b>				
12/22/08	CHOICE HOTELS INTERNATIONAL INC NEW W/1 RT/SH SOLD 70 SHS ON 12/17/2008 AT 27 7281 THRU INSTINET COMMISSIONS PAID 2.80 EXPENSES PAID 0 01	1,938 16		2,000 39-	62 23-
03/17/09	SOLD 90 SHS ON 03/12/2009 AT 26 58 THRU DIRRECT TRADING INSTITUTIONAL INC COMMISSIONS PAID 3 60 EXPENSES PAID 0 02	2,388 58		2,127 30-	261 28

NOVEMBER 01, 2008 TO OCTOBER 31, 2009

ACCOUNT NAME: MAY EMMA HOYT FOUNDATION - COMPOSITE  
ACCOUNT NUMBER: M00356**TRANSACTION DETAIL ( CONTINUED )**

DATE	DESCRIPTION	PRINCIPAL CASH	INCOME CASH	COST	GAIN / LOSS
	<b>171232101</b>				
	<b>CHUBB CORP W/1 RT/SH</b>				
11/04/08	SOLD 112 SHS ON 10/30/2008 AT 49 4768 THRU DIRRECT TRADING INSTITUTIONAL INC COMMISSIONS PAID 4 48 EXPENSES PAID 0 03	5,536 89		5,889 63-	352 74-
03/17/09	SOLD 249 SHS ON 03/12/2009 AT 37 386 THRU DIRRECT TRADING INSTITUTIONAL INC COMMISSIONS PAID 9 96 EXPENSES PAID 0 06	9,299 09		13,093 91-	3,794 82-
05/01/09	SOLD 316 SHS ON 04/28/2009 AT 40 6096 THRU INSTINET COMMISSIONS PAID 12 64 EXPENSES PAID 0.33	12,819 66		16,064 43-	3,244 77-
	<b>17275R102</b>				
	<b>CISCO SYSTEMS</b>				
11/26/08	SOLD 250 SHS ON 11/21/2008 AT 14 3992 THRU DIRRECT TRADING INSTITUTIONAL INC COMMISSIONS PAID 10 00 EXPENSES PAID 0 02	3,589 78		5,990 42-	2,400 64-
03/17/09	SOLD 119 SHS ON 03/12/2009 AT 15 45 THRU DIRRECT TRADING INSTITUTIONAL INC COMMISSIONS PAID 4 76 EXPENSES PAID 0 02	1,833 77		1,867 24-	33 47-
03/17/09	SOLD 530 SHS ON 03/12/2009 AT 15 24 THRU DIRRECT TRADING INSTITUTIONAL INC COMMISSIONS PAID 21 20 EXPENSES PAID 0 05	8,055 95		10,478 10-	2,422 15-
03/17/09	SOLD 1,455 SHS ON 03/12/2009 AT 15 24 THRU DIRRECT TRADING INSTITUTIONAL INC COMMISSIONS PAID 58 20 EXPENSES PAID 0 12	22,115 88		30,492 69-	8,376 81-
04/08/09	SOLD 160 SHS ON 04/03/2009 AT 18 22 THRU DIRRECT TRADING INSTITUTIONAL INC COMMISSIONS PAID 6 40 EXPENSES PAID 0 02	2,908 78		1,774 40-	1,134 38
	<b>172967101</b>				
	<b>CITIGROUP INC</b>				
11/25/08	SOLD 486 SHS ON 11/20/2008 AT 4 9898 THRU DIRRECT TRADING INSTITUTIONAL INC COMMISSIONS PAID 19 44 EXPENSES PAID 0 02	2,405 58		7,752 82-	5,347.24-
	<b>178566105</b>				
	<b>CITY NATL CORP W/1 RT/SH</b>				
03/17/09	SOLD 55 SHS ON 03/12/2009 AT 27 85 THRU DIRRECT TRADING INSTITUTIONAL INC COMMISSIONS PAID 2 20 EXPENSES PAID 0 01	1,529 54		3,165 89-	1,636 35-

NOVEMBER 01, 2008 TO OCTOBER 31, 2009

ACCOUNT NAME: MAY EMMA HOYT FOUNDATION - COMPOSITE  
ACCOUNT NUMBER: M00356

## TRANSACTION DETAIL ( CONTINUED )

DATE	DESCRIPTION	PRINCIPAL CASH	INCOME CASH	COST	GAIN / LOSS
	<b>189054109</b>				
	<b>CLOROX CO</b>				
03/17/09	SOLD 50 SHS ON 03/12/2009 AT 49 51 THRU DIRRECT TRADING INSTITUTIONAL INC COMMISSIONS PAID 2 00 EXPENSES PAID 0 02	2,473 48		2,449 42-	24 06
05/27/09	SOLD 61 SHS ON 05/21/2009 AT 51 0726 THRU DIRRECT TRADING INSTITUTIONAL INC COMMISSIONS PAID 2 44 EXPENSES PAID 0 08	3,112 91		2,988 30-	124 61
	<b>189754104</b>				
	<b>COACH INC W/1 RT/SH</b>				
03/17/09	SOLD 420 SHS ON 03/12/2009 AT 14.28 THRU DIRRECT TRADING INSTITUTIONAL INC COMMISSIONS PAID 16 80 EXPENSES PAID 0 04	5,980 76		6,218 81-	238 05-
06/04/09	SOLD 140 SHS ON 06/01/2009 AT 28.35 THRU DIRRECT TRADING INSTITUTIONAL INC COMMISSIONS PAID 5 60 EXPENSES PAID 0 10	3,963 30		2,072 94-	1,890 36
	<b>191216100</b>				
	<b>COCA COLA CO</b>				
03/17/09	SOLD 370 SHS ON 03/12/2009 AT 40 21 THRU DIRRECT TRADING INSTITUTIONAL INC COMMISSIONS PAID 14 80 EXPENSES PAID 0 09	14,862 81		16,469 14-	1,606 33-
03/17/09	SOLD 490 SHS ON 03/12/2009 AT 40 30 THRU DIRRECT TRADING INSTITUTIONAL INC COMMISSIONS PAID 49 60 EXPENSES PAID 0 12	19,727 28		21,341.74-	1,614 46-
07/28/09	SOLD 140 SHS ON 07/23/2009 AT 49 5289 THRU DIRRECT TRADING INSTITUTIONAL INC COMMISSIONS PAID 5 60 EXPENSES PAID 0 18	6,928 27		6,013 17-	915 10
	<b>1912EP104</b>				
	<b>COCA COLA HELLENIC BTLNG -ADR</b>				
03/17/09	SOLD 639 SHS ON 03/12/2009 AT 12 4453 THRU DIRRECT TRADING INSTITUTIONAL INC COMMISSIONS PAID 25 56 EXPENSES PAID 0 05	7,926 94		22,824 90-	14,897 96-
	<b>20030N101</b>				
	<b>COMCAST CORP CL A</b>				
03/17/09	SOLD 752 SHS ON 03/12/2009 AT 12 94 THRU DIRRECT TRADING INSTITUTIONAL INC COMMISSIONS PAID 30 08 EXPENSES PAID 0 06	9,700 74		16,362 09-	6,661 35-

NOVEMBER 01, 2008 TO OCTOBER 31, 2009

ACCOUNT NAME: MAY EMMA HOYT FOUNDATION - COMPOSITE  
ACCOUNT NUMBER: M00356

## TRANSACTION DETAIL ( CONTINUED )

DATE	DESCRIPTION	PRINCIPAL CASH	INCOME CASH	COST	GAIN / LOSS
04/27/09	SOLD 168 SHS ON 04/22/2009 AT 14 1365 THRU DIRRECT TRADING INSTITUTIONAL INC COMMISSIONS PAID 6 72 EXPENSES PAID 0 06	2,368 15		3,655 36-	1,287 21-
05/19/09	SOLD 306 SHS ON 05/14/2009 AT 15 0951 THRU DIRRECT TRADING INSTITUTIONAL INC COMMISSIONS PAID 12 24 EXPENSES PAID 0 12	4,606 74		4,630 23-	23 49-
08/25/09	SOLD 419 SHS ON 08/20/2009 AT 14 5031 THRU INSTINET COMMISSIONS PAID 16 76 EXPENSES PAID 0 16	6,059 88		5,767 87-	292 01
	<b>20825C104</b>				
	<b>CONOCOPHILLIPS</b>				
11/03/08	SOLD 122 SHS ON 10/29/2008 AT 51 99 THRU DIRRECT TRADING INSTITUTIONAL INC COMMISSIONS PAID 4 88 EXPENSES PAID 0 04	6,337 86		2,933 49-	3,404 37
03/17/09	SOLD 170 SHS ON 03/12/2009 AT 36 61 THRU DIRRECT TRADING INSTITUTIONAL INC COMMISSIONS PAID 6 80 EXPENSES PAID 0 04	6,216 86		8,642 90-	2,426 04-
03/17/09	SOLD 223 SHS ON 03/12/2009 AT 37 43 THRU DIRRECT TRADING INSTITUTIONAL INC COMMISSIONS PAID 8 92 EXPENSES PAID 0 05	8,337 92		5,362 04-	2,975 88
03/26/09	SOLD 320 SHS ON 03/23/2009 AT 40 4809 THRU DIRRECT TRADING INSTITUTIONAL INC COMMISSIONS PAID 12 80 EXPENSES PAID 0 07	12,941 02		10,877 45-	2,063 57
	<b>22160N109</b>				
	<b>COSTAR GROUP INC.</b>				
03/17/09	SOLD 35 SHS ON 03/12/2009 AT 26 22 THRU DIRRECT TRADING INSTITUTIONAL INC COMMISSIONS PAID 1 40 EXPENSES PAID 0 01	916 29		897 78-	18 51
07/22/09	SOLD 40 SHS ON 07/17/2009 AT 36 4845 THRU INSTINET COMMISSIONS PAID 1 60 EXPENSES PAID 0 03	1,457 75		1,024 82-	432 93
	<b>234264109</b>				
	<b>DAKTRONICS INC</b>				
03/17/09	SOLD 55 SHS ON 03/12/2009 AT 6 19 THRU DIRRECT TRADING INSTITUTIONAL INC COMMISSIONS PAID 2 20 EXPENSES PAID 0 01	338 24		474 66-	136 42-

NOVEMBER 01, 2008 TO OCTOBER 31, 2009

ACCOUNT NAME: MAY EMMA HOYT FOUNDATION - COMPOSITE  
ACCOUNT NUMBER: M00356

## TRANSACTION DETAIL ( CONTINUED )

DATE	DESCRIPTION	PRINCIPAL CASH	INCOME CASH	COST	GAIN / LOSS
	<b>23636T100</b>				
	<b>DANONE SPONS ADR</b>				
06/02/09	SOLD 252 SHS ON 05/28/2009 AT 9 991 THRU INSTINET COMMISSIONS PAID 10 08 EXPENSES PAID 0 06	2,507 59		3,628 80-	1,121 21-
06/25/09	SOLD 1,652 SHS ON 06/22/2009 AT 9 6127 THRU INSTINET COMMISSIONS PAID 66 08 EXPENSES PAID 0 41	15,813 70		22,211 08-	6,397 38-
	<b>237545108</b>				
	<b>DASSAULT SYSTEMS ADR</b>				
03/17/09	SOLD 211 SHS ON 03/12/2009 AT 35 15 THRU DIRRECT TRADING INSTITUTIONAL INC COMMISSIONS PAID 8.44 EXPENSES PAID 0 05	7,408.16		11,380 30-	3,972 14-
	<b>244199105</b>				
	<b>DEERE &amp; CO W/1 RT/SH</b>				
12/02/08	SOLD 150 SHS ON 11/26/2008 AT 32 7852 THRU DIRRECT TRADING INSTITUTIONAL INC COMMISSIONS PAID 6.00 EXPENSES PAID 0 03	4,911 75		8,987 90-	4,076 15-
03/17/09	SOLD 330 SHS ON 03/12/2009 AT 29 1761 THRU DIRRECT TRADING INSTITUTIONAL INC COMMISSIONS PAID 13 20 EXPENSES PAID 0 06	9,614 85		19,587 82-	9,972 97-
03/17/09	SOLD 127 SHS ON 03/12/2009 AT 29 93 THRU DIRRECT TRADING INSTITUTIONAL INC COMMISSIONS PAID 5.08 EXPENSES PAID 0 03	3,796 00		10,385 35-	6,589 35-
10/28/09	SOLD 150 SHS ON 10/23/2009 AT 48 7656 THRU DIRRECT TRADING INSTITUTIONAL INC COMMISSIONS PAID 6 00 EXPENSES PAID 0 18	7,308 66		12,484 50-	5,175 84-
	<b>24702R101</b>				
	<b>DELL INC COMMON</b>				
03/17/09	SOLD 780 SHS ON 03/12/2009 AT 9 06 THRU DIRRECT TRADING INSTITUTIONAL INC COMMISSIONS PAID 31 20 EXPENSES PAID 0 04	7,035 56		7,051 20-	15 64-
	<b>249030107</b>				
	<b>DENTSPLY INTERNATIONAL INC CLASS A COMMON</b>				
03/17/09	SOLD 595 SHS ON 03/12/2009 AT 23 13 THRU DIRRECT TRADING INSTITUTIONAL INC COMMISSIONS PAID 23 80 EXPENSES PAID 0 08	13,738 47		17,491 12-	3,752 65-

NOVEMBER 01, 2008 TO OCTOBER 31, 2009

ACCOUNT NAME: MAY EMMA HOYT FOUNDATION - COMPOSITE  
ACCOUNT NUMBER: M00356**TRANSACTION DETAIL ( CONTINUED )**

DATE	DESCRIPTION	PRINCIPAL CASH	INCOME CASH	COST	GAIN / LOSS
	<b>25179M103</b>				
	<b>DEVON ENERGY CORPORATION NEW</b>				
03/17/09	SOLD 108 SHS ON 03/12/2009 AT 44 18 THRU DIRRECT TRADING INSTITUTIONAL INC COMMISSIONS PAID 4 32 EXPENSES PAID 0 03	4,767 09		7,419 48-	2,652 39-
03/26/09	SOLD 66 SHS ON 03/23/2009 AT 51 5718 THRU DIRRECT TRADING INSTITUTIONAL INC COMMISSIONS PAID 2 64 EXPENSES PAID 0 02	3,401 08		3,220 29-	180 79
07/10/09	SOLD 61 SHS ON 07/07/2009 AT 50 3542 THRU DIRRECT TRADING INSTITUTIONAL INC COMMISSIONS PAID 2 44 EXPENSES PAID 0 08	3,069 08		2,448 36-	620 72
	<b>25271C102</b>				
	<b>DIAMOND OFFSHORE DRILLING</b>				
03/17/09	SOLD 81 SHS ON 03/12/2009 AT 58 41 THRU DIRRECT TRADING INSTITUTIONAL INC COMMISSIONS PAID 3 24 EXPENSES PAID 0 03	4,727 94		4,986 34-	258 40-
07/10/09	SOLD 66 SHS ON 07/07/2009 AT 77 3237 THRU DIRRECT TRADING INSTITUTIONAL INC COMMISSIONS PAID 2 64 EXPENSES PAID 0 13	5,100.60		4,434 44-	666 16
	<b>254687106</b>				
	<b>WALT DISNEY CO</b>				
11/26/08	SOLD 300 SHS ON 11/21/2008 AT 19 4751 THRU DIRRECT TRADING INSTITUTIONAL INC COMMISSIONS PAID 12 00 EXPENSES PAID 0 03	5,830 50		9,500 85-	3,670 35-
12/10/08	SOLD 500 SHS ON 12/05/2008 AT 21 4589 THRU DIRRECT TRADING INSTITUTIONAL INC COMMISSIONS PAID 20 00 EXPENSES PAID 0 06	10,709 39		15,606 97-	4,897 58-
03/02/09	SOLD 648 SHS ON 02/25/2009 AT 17 2434 THRU DIRRECT TRADING INSTITUTIONAL INC COMMISSIONS PAID 25 92 EXPENSES PAID 0 06	11,147 75		21,815 11-	10,667.36-
	<b>254709108</b>				
	<b>DISCOVER FINANCIAL SVS</b>				
10/21/09	SOLD 431 SHS ON 10/16/2009 AT 15.1679 THRU INSTINET COMMISSIONS PAID 17 24 EXPENSES PAID 0 17	6,519 95		4,125 02-	2,394 93

NOVEMBER 01, 2008 TO OCTOBER 31, 2009

ACCOUNT NAME: MAY EMMA HOYT FOUNDATION - COMPOSITE  
ACCOUNT NUMBER: M00356

## TRANSACTION DETAIL ( CONTINUED )

DATE	DESCRIPTION	PRINCIPAL CASH	INCOME CASH	COST	GAIN / LOSS
03/17/09	25746U109 DOMINION RESOURCES INC /A SOLD 570 SHS ON 03/12/2009 AT 28.24 THRU DIRRECT TRADING INSTITUTIONAL INC COMMISSIONS PAID 22 80 EXPENSES PAID 0 10	16,073 90		22,120 76-	6,046 86-
03/11/09	260003108 DOVER CORP SOLD 250 SHS ON 03/06/2009 AT 22 15 THRU DIRRECT TRADING INSTITUTIONAL INC COMMISSIONS PAID 10 00 EXPENSES PAID 0 04	5,527 46		6,457 33-	929 87-
03/17/09	SOLD 140 SHS ON 03/12/2009 AT 24 21 THRU DIRRECT TRADING INSTITUTIONAL INC COMMISSIONS PAID 5 60 EXPENSES PAID 0 02	3,383 78		3,550 40-	166 62-
04/01/09	SOLD 170 SHS ON 03/27/2009 AT 27 26 THRU DIRRECT TRADING INSTITUTIONAL INC COMMISSIONS PAID 6 80 EXPENSES PAID 0 02	4,627 38		4,311 20-	316 18
12/24/08	260543103 DOW CHEMICAL SOLD 178 SHS ON 12/19/2008 AT 20 2644 THRU DIRRECT TRADING INSTITUTIONAL INC COMMISSIONS PAID 7 12 EXPENSES PAID 0 02	3,599 92		4,607 42-	1,007 50-
01/09/09	SOLD 384 SHS ON 01/06/2009 AT 16 8102 THRU INSTINET COMMISSIONS PAID 15 36 EXPENSES PAID 0 03	6,055 73		9,939 61-	3,883 88-
03/17/09	26138E109 DR PEPPER SNAPPLE GROUP -W/I SOLD 528 SHS ON 03/12/2009 AT 14 05 THRU DIRRECT TRADING INSTITUTIONAL INC COMMISSIONS PAID 21 12 EXPENSES PAID 0 05	7,397 23		13,031 05-	5,633 82-
03/17/09	262037104 DRIL-QUIP SOLD 100 SHS ON 03/12/2009 AT 24.24 THRU DIRRECT TRADING INSTITUTIONAL INC COMMISSIONS PAID 4 00 EXPENSES PAID 0 02	2,419 98		4,354 85-	1,934 87-
06/16/09	SOLD 15 SHS ON 06/11/2009 AT 42 2276 THRU DIRRECT TRADING INSTITUTIONAL INC COMMISSIONS PAID 0 60 EXPENSES PAID 0 01	632 81		366.59-	266 22

NOVEMBER 01, 2008 TO OCTOBER 31, 2009

ACCOUNT NAME: MAY EMMA HOYT FOUNDATION - COMPOSITE  
ACCOUNT NUMBER: M00356

## TRANSACTION DETAIL ( CONTINUED )

DATE	DESCRIPTION	PRINCIPAL CASH	INCOME CASH	COST	GAIN / LOSS
03/17/09	26441C105 DUKE ENERGY CORP SOLD 330 SHS ON 03/12/2009 AT 12 53 THRU DIRRECT TRADING INSTITUTIONAL INC COMMISSIONS PAID 13 20 EXPENSES PAID 0 03	4,121 67		3,443 40-	678 27
03/17/09	26875P101 EOG RESOURCES INC SOLD 335 SHS ON 03/12/2009 AT 56 58 THRU DIRRECT TRADING INSTITUTIONAL INC COMMISSIONS PAID 13 40 EXPENSES PAID 0 11	18,940 79		29,333 60-	10,392 81-
07/01/09	SOLD 60 SHS ON 06/26/2009 AT 67 9335 THRU DIRRECT TRADING INSTITUTIONAL INC COMMISSIONS PAID 2 40 EXPENSES PAID 0 11	4,073 50		5,100 44-	1,026 94-
09/11/09	SOLD 305 SHS ON 09/08/2009 AT 74 2749 THRU DIRRECT TRADING INSTITUTIONAL INC COMMISSIONS PAID 12 20 EXPENSES PAID 0 59	22,641 06		24,561 88-	1,920 82-
03/17/09	268780103 E.ON AG SPONSORED ADR SOLD 346 SHS ON 03/12/2009 AT 23.23 THRU DIRRECT TRADING INSTITUTIONAL INC COMMISSIONS PAID 13 84 EXPENSES PAID 0 05	8,023 69		15,044 52-	7,020 83-
03/18/09	SOLD 441 SHS ON 03/13/2009 AT 23 8057 THRU INSTINET COMMISSIONS PAID 17 64 EXPENSES PAID 0 06	10,480 61		18,906 99-	8,426 38-
12/18/08	281020107 EDISON INTERNATIONAL FORMERLY SCE CORPORATION SOLD 134 SHS ON 12/15/2008 AT 31 54 THRU DIRRECT TRADING INSTITUTIONAL INC COMMISSIONS PAID 5 36 EXPENSES PAID 0 03	4,220 97		7,159 53-	2,938 56-
03/17/09	SOLD 354 SHS ON 03/12/2009 AT 26 75 THRU DIRRECT TRADING INSTITUTIONAL INC COMMISSIONS PAID 14.16 EXPENSES PAID 0 06	9,455 28		18,913 97-	9,458 69-
04/23/09	SOLD 255 SHS ON 04/15/2009 AT 27 9325 THRU DIRRECT TRADING INSTITUTIONAL INC COMMISSIONS PAID 10 20 EXPENSES PAID 0 18	7,112 41		13,049 89-	5,937 48-
06/05/09	SOLD 122 SHS ON 06/02/2009 AT 30 0041 THRU DIRRECT TRADING INSTITUTIONAL INC COMMISSIONS PAID 4 88 EXPENSES PAID 0 09	3,655 53		4,101 20-	445 67-



NOVEMBER 01, 2008 TO OCTOBER 31, 2009

ACCOUNT NAME: MAY EMMA HOYT FOUNDATION - COMPOSITE  
ACCOUNT NUMBER: M00356

## TRANSACTION DETAIL ( CONTINUED )

DATE	DESCRIPTION	PRINCIPAL CASH	INCOME CASH	COST	GAIN / LOSS
	<b>29081M102</b>				
	<b>EMBRAER AIRCRAFT CORP SP ADR</b>				
03/17/09	SOLD 828 SHS ON 03/12/2009 AT 11 6064 THRU DIRRECT TRADING INSTITUTIONAL INC COMMISSIONS PAID 33 12 EXPENSES PAID 0 06	9,576 92		33,884 16-	24,307 24-
08/14/09	SOLD 77 SHS ON 08/11/2009 AT 23 4124 THRU INSTINET COMMISSIONS PAID 3 08 EXPENSES PAID 0 05	1,799 63		2,703 47-	903 84-
	<b>291011104</b>				
	<b>EMERSON ELECTRIC CO W/1 RT/SH</b>				
02/06/09	SOLD 150 SHS ON 02/03/2009 AT 33 2828 THRU DIRRECT TRADING INSTITUTIONAL INC COMMISSIONS PAID 6 00 EXPENSES PAID 0 03	4,986 39		3,631 50-	1,354 89
03/17/09	SOLD 300 SHS ON 03/12/2009 AT 27 01 THRU DIRRECT TRADING INSTITUTIONAL INC COMMISSIONS PAID 12 00 EXPENSES PAID 0 05	8,090 95		7,263 00-	827 95
03/17/09	SOLD 121 SHS ON 03/12/2009 AT 27 45 THRU DIRRECT TRADING INSTITUTIONAL INC COMMISSIONS PAID 4 84 EXPENSES PAID 0 02	3,316 59		3,823 66-	507 07-
	<b>296036304</b>				
	<b>ERSTE GROUP BANK AG ADR</b>				
11/17/08	SOLD 585 SHS ON 11/12/2008 AT 10.2058 THRU INSTINET COMMISSIONS PAID 23 40 EXPENSES PAID 0 03	5,946 96		19,502 69-	13,555 73-
11/18/08	SOLD 515 SHS ON 11/13/2008 AT 8 9869 THRU INSTINET COMMISSIONS PAID 20 60 EXPENSES PAID 0 03	4,607 63		13,423 71-	8,816 08-
	<b>30214U102</b>				
	<b>EXPONENT INC</b>				
12/16/08	SOLD 20 SHS ON 12/11/2008 AT 30 18 THRU DIRRECT TRADING INSTITUTIONAL INC COMMISSIONS PAID 0 80	602 80		565 49-	37 31
03/17/09	SOLD 50 SHS ON 03/12/2009 AT 23 92 THRU DIRRECT TRADING INSTITUTIONAL INC COMMISSIONS PAID 2 00 EXPENSES PAID 0 01	1,193 99		1,413 73-	219 74-
	<b>30231G102</b>				
	<b>EXXON MOBIL CORP</b>				
11/25/08	SOLD 73 SHS ON 11/20/2008 AT 72.1808 THRU DIRRECT TRADING INSTITUTIONAL INC COMMISSIONS PAID 2 92 EXPENSES PAID 0 03	5,266 25		6,289 94-	1,023 69-

NOVEMBER 01, 2008 TO OCTOBER 31, 2009

ACCOUNT NAME: MAY EMMA HOYT FOUNDATION - COMPOSITE  
ACCOUNT NUMBER: M00356

## TRANSACTION DETAIL ( CONTINUED )

DATE	DESCRIPTION	PRINCIPAL CASH	INCOME CASH	COST	GAIN / LOSS
03/02/09	SOLD 53 SHS ON 02/25/2009 AT 70 81 THRU DIRRECT TRADING INSTITUTIONAL INC COMMISSIONS PAID 2 12 EXPENSES PAID 0 02	3,750 79		4,566 67-	815.88-
03/17/09	SOLD 171 SHS ON 03/12/2009 AT 67 34 THRU DIRRECT TRADING INSTITUTIONAL INC COMMISSIONS PAID 6 84 EXPENSES PAID 0 07	11,508 23		14,733 95-	3,225 72-
11/12/08	<b>30249U101</b> <b>FMC TECHNOLOGIES INC</b> SOLD 100 SHS ON 11/06/2008 AT 34 41 THRU DIRRECT TRADING INSTITUTIONAL INC COMMISSIONS PAID 4 00 EXPENSES PAID 0 02	3,436 98		5,588 33-	2,151 35-
11/26/08	SOLD 200 SHS ON 11/21/2008 AT 20 6598 THRU DIRRECT TRADING INSTITUTIONAL INC COMMISSIONS PAID 8 00 EXPENSES PAID 0 03	4,123 93		10,947 23-	6,823.30-
12/11/08	SOLD 565 SHS ON 12/08/2008 AT 24 658 THRU INSTINET COMMISSIONS PAID 22 60 EXPENSES PAID 0 08	13,909 09		28,513 96-	14,604 87-
01/29/09	<b>303075105</b> <b>FACTSET RESEARCH SYSTEM</b> SOLD 20 SHS ON 01/26/2009 AT 41 5667 THRU DIRRECT TRADING INSTITUTIONAL INC COMMISSIONS PAID 0 80 EXPENSES PAID 0 01	830 52		1,141 73-	311 21-
03/09/09	SOLD 15 SHS ON 03/04/2009 AT 37 4772 THRU DIRRECT TRADING INSTITUTIONAL INC COMMISSIONS PAID 0 60 EXPENSES PAID 0 01	561 55		800.17-	238 62-
03/12/09	SOLD 35 SHS ON 03/09/2009 AT 35 9103 THRU INSTINET COMMISSIONS PAID 1 40 EXPENSES PAID 0 01	1,255 45		1,530 54-	275 09-
03/17/09	SOLD 65 SHS ON 03/12/2009 AT 37.77 THRU DIRRECT TRADING INSTITUTIONAL INC COMMISSIONS PAID 2 60 EXPENSES PAID 0 02	2,452 43		1,280 07-	1,172 36
01/29/09	<b>303250104</b> <b>FAIR ISAAC CORPORATION W/1 RT/SH</b> SOLD 50 SHS ON 01/26/2009 AT 15.21 THRU DIRRECT TRADING INSTITUTIONAL INC COMMISSIONS PAID 2 00 EXPENSES PAID 0 01	758 49		2,129 02-	1,370 53-

NOVEMBER 01, 2008 TO OCTOBER 31, 2009

ACCOUNT NAME: MAY EMMA HOYT FOUNDATION - COMPOSITE  
ACCOUNT NUMBER: M00356

## TRANSACTION DETAIL ( CONTINUED )

DATE	DESCRIPTION	PRINCIPAL CASH	INCOME CASH	COST	GAIN / LOSS
03/17/09	SOLD 135 SHS ON 03/12/2009 AT 12.99 THRU DIRRECT TRADING INSTITUTIONAL INC COMMISSIONS PAID 5 40 EXPENSES PAID 0 01  307305102 FANUC LTD UNSP ADR	1,748 24		5,462 59-	3,714 35-
03/17/09	SOLD 220 SHS ON 03/12/2009 AT 28 70 THRU DIRRECT TRADING INSTITUTIONAL INC COMMISSIONS PAID 8 80 EXPENSES PAID 0 04  3128X05Z8 FHLMC 4.25% 10/28/2010	6,305 16		7,526.20-	1,221.04-
11/06/08	SOLD 250,000 UNITS ON 11/05/2008 AT 102 00 THRU G.X CLARKE  3133X9JA9 FHLB FEDERAL HOME LOAN BANK DTD 11/08/04 4% 12/01/2008	255,000 00		254,850 00-	150 00
11/06/08	SOLD 200,000 UNITS ON 11/05/2008 AT 100 00 THRU KEYBANC CAPITAL MARKETS INC  31428Q747 FEDERATED ULTRASHORT BOND FUND - INSTITUTIONAL CLASS	200,000 00		196,836 00-	3,164 00
11/06/08	SOLD 37,589 016 SHS ON 11/05/2008 AT 8 65  31428X106 FEDEX CORP	325,144 99		364,613 45-	39,468 46-
03/17/09	SOLD 150 SHS ON 03/12/2009 AT 37 61 THRU DIRRECT TRADING INSTITUTIONAL INC COMMISSIONS PAID 6 00 EXPENSES PAID 0 04  317492106 FINANCIAL FEDERAL CORP	5,635 46		15,217 69-	9,582 23-
12/22/08	SOLD 80 SHS ON 12/17/2008 AT 23 8405 THRU INSTINET COMMISSIONS PAID 3 20 EXPENSES PAID 0 01  337932107 FIRST ENERGY CORP	1,904 03		2,177 20-	273 17-
03/17/09	SOLD 120 SHS ON 03/12/2009 AT 19 76 THRU DIRRECT TRADING INSTITUTIONAL INC COMMISSIONS PAID 4 80 EXPENSES PAID 0 02  337932107 FIRST ENERGY CORP	2,366 38		2,623 32-	256 94-
03/17/09	SOLD 179 SHS ON 03/12/2009 AT 36 98 THRU DIRRECT TRADING INSTITUTIONAL INC COMMISSIONS PAID 7 16 EXPENSES PAID 0 04	6,612 22		12,145 65-	5,533 43-

NOVEMBER 01, 2008 TO OCTOBER 31, 2009

ACCOUNT NAME: MAY EMMA HOYT FOUNDATION - COMPOSITE  
ACCOUNT NUMBER: M00356

## TRANSACTION DETAIL ( CONTINUED )

DATE	DESCRIPTION	PRINCIPAL CASH	INCOME CASH	COST	GAIN / LOSS
08/25/09	SOLD 55 SHS ON 08/20/2009 AT 43 9727 THRU DIRRECT TRADING INSTITUTIONAL INC COMMISSIONS PAID 2 20 EXPENSES PAID 0 07	2,416 22		3,731 90-	1,315 68-
10/28/09	SOLD 241 SHS ON 10/23/2009 AT 46 025 THRU DIRRECT TRADING INSTITUTIONAL INC COMMISSIONS PAID 9.64 EXPENSES PAID 0 28	11,082 10		15,588 94-	4,506 84-
	<b>345550107</b>				
	<b>FOREST CITY ENT CL A</b>				
03/17/09	SOLD 235 SHS ON 03/12/2009 AT 4 36 THRU DIRRECT TRADING INSTITUTIONAL INC COMMISSIONS PAID 9 40 EXPENSES PAID 0 01	1,015 19		3,575 18-	2,559 99-
09/24/09	SOLD 165 SHS ON 09/21/2009 AT 11 89 THRU DIRRECT TRADING INSTITUTIONAL INC COMMISSIONS PAID 6 60 EXPENSES PAID 0 06	1,955 19		1,187 64-	767 55
	<b>349853101</b>				
	<b>FORWARD AIR CORPORATION W/1 RT/SH</b>				
03/17/09	SOLD 35 SHS ON 03/12/2009 AT 14 64 THRU DIRRECT TRADING INSTITUTIONAL INC COMMISSIONS PAID 1 40 EXPENSES PAID 0 01	510 99		547 37-	36 38-
	<b>354613101</b>				
	<b>FRANKLIN RES INC</b>				
01/22/09	SOLD 293 SHS ON 01/16/2009 AT 54 8455 THRU DIRRECT TRADING INSTITUTIONAL INC COMMISSIONS PAID 11 72 EXPENSES PAID 0 09	16,057 92		28,072 51-	12,014 59-
10/09/09	SOLD 31 SHS ON 10/06/2009 AT 103 0728 THRU DIRRECT TRADING INSTITUTIONAL INC COMMISSIONS PAID 1 24 EXPENSES PAID 0 08	3,193 94		2,875 79-	318 15
10/26/09	SOLD 56 SHS ON 10/21/2009 AT 114 0115 THRU DIRRECT TRADING INSTITUTIONAL INC COMMISSIONS PAID 2.24 EXPENSES PAID 0 16	6,382 24		4,868 61-	1,513 63
	<b>368287207</b>				
	<b>OAO GAZPROM SPON ADR</b>				
03/17/09	SOLD 634 SHS ON 03/12/2009 AT 14 15 THRU DIRRECT TRADING INSTITUTIONAL INC COMMISSIONS PAID 25 36 EXPENSES PAID 0 06	8,945 68		26,146 16-	17,200 48-

NOVEMBER 01, 2008 TO OCTOBER 31, 2009

ACCOUNT NAME: MAY EMMA HOYT FOUNDATION - COMPOSITE  
ACCOUNT NUMBER: M00356

## TRANSACTION DETAIL ( CONTINUED )

DATE	DESCRIPTION	PRINCIPAL CASH	INCOME CASH	COST	GAIN / LOSS
	<b>368710406</b>				
	<b>GENENTECH INC</b>				
02/25/09	SOLD 82 SHS ON 02/20/2009 AT 84 73 THRU DIRRECT TRADING INSTITUTIONAL INC COMMISSIONS PAID 3 28 EXPENSES PAID 0 04	6,944 54		6,510 62-	433 92
03/13/09	SOLD 75 SHS ON 03/10/2009 AT 91 74 THRU DIRRECT TRADING INSTITUTIONAL INC COMMISSIONS PAID 3 00 EXPENSES PAID 0 04	6,877 46		5,924 43-	953 03
03/17/09	SOLD 138 SHS ON 03/12/2009 AT 94 03 THRU DIRRECT TRADING INSTITUTIONAL INC COMMISSIONS PAID 5 52 EXPENSES PAID 0 08	12,970 54		10,816 47-	2,154 07
	<b>369550108</b>				
	<b>GENERAL DYNAMICS CORP</b>				
01/27/09	SOLD 245 SHS ON 01/22/2009 AT 53.8775 THRU DIRRECT TRADING INSTITUTIONAL INC COMMISSIONS PAID 9 80 EXPENSES PAID 0 07	13,190 12		19,994 47-	6,804 35-
03/17/09	SOLD 72 SHS ON 03/12/2009 AT 37 80 THRU DIRRECT TRADING INSTITUTIONAL INC COMMISSIONS PAID 2 88 EXPENSES PAID 0 02	2,718.70		5,875 93-	3,157 23-
	<b>369604103</b>				
	<b>GENERAL ELECTRIC CO</b>				
11/25/08	SOLD 500 SHS ON 11/20/2008 AT 13 4291 THRU DIRRECT TRADING INSTITUTIONAL INC COMMISSIONS PAID 20 00 EXPENSES PAID 0 04	6,694 51		12,241 15-	5,546 64-
01/28/09	SOLD 450 SHS ON 01/23/2009 AT 12 48 THRU DIRRECT TRADING INSTITUTIONAL INC COMMISSIONS PAID 18 00 EXPENSES PAID 0 03	5,597 97		13,684 35-	8,086 38-
02/06/09	SOLD 1,015 SHS ON 02/03/2009 AT 11 57 THRU DIRRECT TRADING INSTITUTIONAL INC COMMISSIONS PAID 40 60 EXPENSES PAID 0 06	11,702 89		26,840 25-	15,137 36-
02/11/09	SOLD 729 SHS ON 02/06/2009 AT 11 1196 THRU DIRRECT TRADING INSTITUTIONAL INC COMMISSIONS PAID 29 16 EXPENSES PAID 0 04	8,076 99		25,755 57-	17,678 58-
03/06/09	SOLD 1,020 SHS ON 03/03/2009 AT 7 1138 THRU INSTINET COMMISSIONS PAID 40 80 EXPENSES PAID 0 04	7,215 24		35,569 17-	28,353 93-

NOVEMBER 01, 2008 TO OCTOBER 31, 2009

ACCOUNT NAME: MAY EMMA HOYT FOUNDATION - COMPOSITE  
ACCOUNT NUMBER: M00356

## TRANSACTION DETAIL ( CONTINUED )

DATE	DESCRIPTION	PRINCIPAL CASH	INCOME CASH	COST	GAIN / LOSS
	<b>36962GXS8</b>				
	GENERAL ELEC CAP CORP SERIES				
	MTNA 5.875% 02/15/2012				
12/29/08	SOLD 250,000 UNITS ON 12/23/2008 AT 102.935 THRU FIRST TENNESSEE SECURITIES CORP	257,337 50		255,000 00-	2,337 50
	<b>38141G104</b>				
	GOLDMAN SACHS GROUP INC				
03/17/09	SOLD 110 SHS ON 03/12/2009 AT 93 92 THRU DIRRECT TRADING INSTITUTIONAL INC COMMISSIONS PAID 4 40 EXPENSES PAID 0 06	10,326 74		19,591 78-	9,265 04-
03/17/09	SOLD 31 SHS ON 03/12/2009 AT 97 36 THRU DIRRECT TRADING INSTITUTIONAL INC COMMISSIONS PAID 1 24 EXPENSES PAID 0 02	3,016 90		3,126 93-	110 03-
03/25/09	SOLD 21 SHS ON 03/20/2009 AT 96 77 THRU DIRRECT TRADING INSTITUTIONAL INC COMMISSIONS PAID 0 84 EXPENSES PAID 0 02	2,031 31		3,464 79-	1,433 48-
10/15/09	SOLD 18 SHS ON 10/09/2009 AT 188 36 THRU DIRRECT TRADING INSTITUTIONAL INC COMMISSIONS PAID 0 72 EXPENSES PAID 0.09	3,389 67		3,183 66-	206 01
	<b>38259P508</b>				
	GOOGLE INC-CL A				
03/17/09	SOLD 40 SHS ON 03/12/2009 AT 318 88 THRU DIRRECT TRADING INSTITUTIONAL INC COMMISSIONS PAID 1 60 EXPENSES PAID 0 08	12,753 52		27,221 89-	14,468 37-
	<b>399449107</b>				
	GROUPE DANONE-SPONS ADR				
03/17/09	SOLD 1,655 SHS ON 03/12/2009 AT 9 09 THRU DIRRECT TRADING INSTITUTIONAL INC COMMISSIONS PAID 66 20 EXPENSES PAID 0 09	14,977 66		23,832 00-	8,854 34-
	<b>404132102</b>				
	HCC INSURANCE HOLDINGS INC				
03/17/09	SOLD 70 SHS ON 03/12/2009 AT 21 88 THRU DIRRECT TRADING INSTITUTIONAL INC COMMISSIONS PAID 2 80 EXPENSES PAID 0 01	1,528 79		1,500 55-	28 24
	<b>41043M104</b>				
	HANG LUNG PROPERTIES LTD				
01/23/09	SOLD 175 SHS ON 01/20/2009 AT 11 056 THRU INSTINET COMMISSIONS PAID 7 00 EXPENSES PAID 0 01	1,927 79		3,959 67-	2,031 88-

NOVEMBER 01, 2008 TO OCTOBER 31, 2009

ACCOUNT NAME: MAY EMMA HOYT FOUNDATION - COMPOSITE  
ACCOUNT NUMBER: M00356

## TRANSACTION DETAIL ( CONTINUED )

DATE	DESCRIPTION	PRINCIPAL CASH	INCOME CASH	COST	GAIN / LOSS
01/27/09	SOLD 220 SHS ON 01/22/2009 AT 10 8278 THRU INSTINET COMMISSIONS PAID 8.80 EXPENSES PAID 0 01	2,373 30		4,977 88-	2,604 58-
01/28/09	SOLD 144 SHS ON 01/23/2009 AT 10 8625 THRU INSTINET COMMISSIONS PAID 5.76 EXPENSES PAID 0 01	1,558 43		3,254 60-	1,696 17-
02/03/09	SOLD 257 SHS ON 01/29/2009 AT 10.7899 THRU INSTINET COMMISSIONS PAID 10 28 EXPENSES PAID 0 01	2,762 71		5,797 74-	3,035 03-
03/17/09	SOLD 1,220 SHS ON 03/12/2009 AT 9 73 THRU DIRRECT TRADING INSTITUTIONAL INC COMMISSIONS PAID 48 80 EXPENSES PAID 0 07	11,821 73		21,639 71-	9,817 98-
06/08/09	SOLD 230 SHS ON 06/03/2009 AT 16 993 THRU INSTINET COMMISSIONS PAID 9 20 EXPENSES PAID 0 10	3,899 09		3,921 37-	22 28-
	425883105				
03/17/09	HENNES & MAURITZ AB- UNSP ADR SOLD 2,546 SHS ON 03/12/2009 AT 7 21 THRU DIRRECT TRADING INSTITUTIONAL INC COMMISSIONS PAID 101 84 EXPENSES PAID 0 11	18,254 71		28,295 73-	10,041 02-
07/24/09	SOLD 335 SHS ON 07/21/2009 AT 10 4548 THRU INSTINET COMMISSIONS PAID 13 40 EXPENSES PAID 0 09	3,488 87		3,723 12-	234 25-
07/29/09	SOLD 380 SHS ON 07/24/2009 AT 11 0565 THRU INSTINET COMMISSIONS PAID 15.20 EXPENSES PAID 0 11	4,186 16		4,223 24-	37 08-
	426281101				
03/17/09	HENRY JACK & ASSOC INC COM SOLD 185 SHS ON 03/12/2009 AT 15 36 THRU DIRRECT TRADING INSTITUTIONAL INC COMMISSIONS PAID 7 40 EXPENSES PAID 0 02	2,834 18		4,209 84-	1,375 66-
	42809H107				
11/03/08	HESS CORP SOLD 112 SHS ON 10/29/2008 AT 55 0815 THRU DIRRECT TRADING INSTITUTIONAL INC COMMISSIONS PAID 4 48 EXPENSES PAID 0 04	6,164 61		14,679 28-	8,514 67-

NOVEMBER 01, 2008 TO OCTOBER 31, 2009

ACCOUNT NAME: MAY EMMA HOYT FOUNDATION - COMPOSITE  
ACCOUNT NUMBER: M00356

## TRANSACTION DETAIL ( CONTINUED )

DATE	DESCRIPTION	PRINCIPAL CASH	INCOME CASH	COST	GAIN / LOSS
12/18/08	SOLD 139 SHS ON 12/15/2008 AT 49 09 THRU DIRRECT TRADING INSTITUTIONAL INC COMMISSIONS PAID 5 56 EXPENSES PAID 0 04	6,817 91		18,218 03-	11,400 12-
	<b>428236103</b>				
	<b>HEWLETT PACKARD CO</b>				
03/17/09	SOLD 680 SHS ON 03/12/2009 AT 28 98 THRU DIRRECT TRADING INSTITUTIONAL INC COMMISSIONS PAID 27 20 EXPENSES PAID 0 12	19,679 08		32,690 91-	13,011 83-
03/17/09	SOLD 420 SHS ON 03/12/2009 AT 29 39 THRU DIRRECT TRADING INSTITUTIONAL INC COMMISSIONS PAID 16 80 EXPENSES PAID 0 07	12,326 93		18,808 32-	6,481 39-
09/10/09	SOLD 119 SHS ON 09/04/2009 AT 45 0642 THRU INSTINET COMMISSIONS PAID 4 76 EXPENSES PAID 0 13	5,357 75		5,329 02-	28 73
	<b>428567101</b>				
	<b>HIBBETT SPORTS INC</b>				
03/17/09	SOLD 85 SHS ON 03/12/2009 AT 15 53 THRU DIRRECT TRADING INSTITUTIONAL INC COMMISSIONS PAID 3 40 EXPENSES PAID 0.01	1,316 64		1,213 69-	102 95
	<b>438516106</b>				
	<b>HONEYWELL INTERNATIONAL INC</b>				
11/12/08	SOLD 150 SHS ON 11/06/2008 AT 28 3162 THRU DIRRECT TRADING INSTITUTIONAL INC COMMISSIONS PAID 6 00 EXPENSES PAID 0 03	4,241 40		9,340 50-	5,099 10-
03/17/09	SOLD 390 SHS ON 03/12/2009 AT 26 97 THRU DIRRECT TRADING INSTITUTIONAL INC COMMISSIONS PAID 15 60 EXPENSES PAID 0 06	10,502 64		23,550 93-	13,048 29-
	<b>43858F109</b>				
	<b>HONG KONG EXCHANGES UNSPON ADR</b>				
08/03/09	SOLD 236 SHS ON 07/29/2009 AT 18 3649 THRU INSTINET COMMISSIONS PAID 9 44 EXPENSES PAID 0 12	4,324 56		2,150 94-	2,173 62
	<b>447462102</b>				
	<b>HURON CONSULTING GROUP INC</b>				
11/04/08	SOLD 10 SHS ON 10/30/2008 AT 46 0419 THRU DIRRECT TRADING INSTITUTIONAL INC COMMISSIONS PAID 0 40 EXPENSES PAID 0 01	460 01		644 63-	184 62-



NOVEMBER 01, 2008 TO OCTOBER 31, 2009

ACCOUNT NAME: MAY EMMA HOYT FOUNDATION - COMPOSITE  
ACCOUNT NUMBER: M00356

## TRANSACTION DETAIL ( CONTINUED )

DATE	DESCRIPTION	PRINCIPAL CASH	INCOME CASH	COST	GAIN / LOSS
12/22/08	SOLD 20 SHS ON 12/17/2008 AT 59 3434 THRU INSTINET COMMISSIONS PAID 0 80 EXPENSES PAID 0 01	1,186 06		1,289 27-	103 21-
03/17/09	SOLD 40 SHS ON 03/12/2009 AT 40 98 THRU DIRRECT TRADING INSTITUTIONAL INC COMMISSIONS PAID 1 60 EXPENSES PAID 0 01	1,637 59		2,575 42-	937 83-
08/06/09	SOLD 90 SHS ON 08/03/2009 AT 13 3879 THRU INSTINET COMMISSIONS PAID 3 60 EXPENSES PAID 0 03	1,201 28		4,284 06-	3,082 78-
	<b>44930G107</b> ICU MED INC W/1 RT P/S EXP 8/08/2017				
11/03/08	SOLD 40 SHS ON 10/29/2008 AT 31 751 THRU DIRRECT TRADING INSTITUTIONAL INC COMMISSIONS PAID 1 60 EXPENSES PAID 0 01	1,268 43		1,627 74-	359 31-
03/12/09	SOLD 30 SHS ON 03/09/2009 AT 26.79 THRU INSTINET COMMISSIONS PAID 1 20 EXPENSES PAID 0 01	802 49		1,187 80-	385 31-
03/17/09	SOLD 35 SHS ON 03/12/2009 AT 28 10 THRU DIRRECT TRADING INSTITUTIONAL INC COMMISSIONS PAID 1.40 EXPENSES PAID 0 01	982 09		983 37-	1 28-
05/04/09	SOLD 15 SHS ON 04/29/2009 AT 36 9837 THRU INSTINET COMMISSIONS PAID 0 60 EXPENSES PAID 0 01	554 15		421 45-	132 70
06/12/09	SOLD 10 SHS ON 06/09/2009 AT 39 8606 THRU INSTINET COMMISSIONS PAID 0 40 EXPENSES PAID 0 01	398 20		280 96-	117 24
	<b>45168D104</b> IDEXX LABS INC W/1 RT/SH				
03/17/09	SOLD 50 SHS ON 03/12/2009 AT 30 53 THRU DIRRECT TRADING INSTITUTIONAL INC COMMISSIONS PAID 2 00 EXPENSES PAID 0 01	1,524 49		1,613 07-	88 58-
	<b>456788108</b> INFOSYS TECHNOLOGIES - ADR				
03/17/09	SOLD 421 SHS ON 03/12/2009 AT 24 96 THRU DIRRECT TRADING INSTITUTIONAL INC COMMISSIONS PAID 16 84 EXPENSES PAID 0 06	10,491 26		11,717 19-	1,225 93-

NOVEMBER 01, 2008 TO OCTOBER 31, 2009

ACCOUNT NAME: MAY EMMA HOYT FOUNDATION - COMPOSITE  
ACCOUNT NUMBER: M00356

## TRANSACTION DETAIL ( CONTINUED )

DATE	DESCRIPTION	PRINCIPAL CASH	INCOME CASH	COST	GAIN / LOSS
08/07/09	SOLD 71 SHS ON 08/04/2009 AT 44 8923 THRU INSTINET COMMISSIONS PAID 2 84 EXPENSES PAID 0 08	3,184 43		2,018 58-	1,165 85
09/14/09	SOLD 62 SHS ON 09/09/2009 AT 46 7018 THRU INSTINET COMMISSIONS PAID 2 48 EXPENSES PAID 0 07	2,892 96		1,692 97-	1,199 99
09/28/09	SOLD 106 SHS ON 09/23/2009 AT 48 8242 THRU INSTINET COMMISSIONS PAID 4 24 EXPENSES PAID 0 13	5,170 99		2,874.17-	2,296 82
10/15/09	SOLD 105 SHS ON 10/09/2009 AT 47 4367 THRU INSTINET COMMISSIONS PAID 4 20 EXPENSES PAID 0 13	4,976 52		2,847 05-	2,129 47
	<b>458140100</b> <b>INTEL CORP</b>				
03/17/09	SOLD 900 SHS ON 03/12/2009 AT 14 33 THRU DIRRECT TRADING INSTITUTIONAL INC COMMISSIONS PAID 36 00 EXPENSES PAID 0 08	12,860 92		24,858 00-	11,997 08-
03/17/09	SOLD 1,205 SHS ON 03/12/2009 AT 14 37 THRU DIRRECT TRADING INSTITUTIONAL INC COMMISSIONS PAID 48.20 EXPENSES PAID 0 10	17,267 55		25,709 65-	8,442 10-
10/21/09	SOLD 400 SHS ON 10/16/2009 AT 20 1918 THRU DIRRECT TRADING INSTITUTIONAL INC COMMISSIONS PAID 16 00 EXPENSES PAID 0.20	8,060 52		9,601 84-	1,541 32-
	<b>459200101</b> <b>IBM CORP</b>				
03/13/09	SOLD 63 SHS ON 03/10/2009 AT 84 0254 THRU DIRRECT TRADING INSTITUTIONAL INC COMMISSIONS PAID 2 52 EXPENSES PAID 0 03	5,291 05		7,776 37-	2,485 32-
03/17/09	SOLD 210 SHS ON 03/12/2009 AT 89 59 THRU DIRRECT TRADING INSTITUTIONAL INC COMMISSIONS PAID 8.40 EXPENSES PAID 0 11	18,805 39		22,154 24-	3,348 85-
03/17/09	SOLD 90 SHS ON 03/12/2009 AT 89 80 THRU DIRRECT TRADING INSTITUTIONAL INC COMMISSIONS PAID 3 60 EXPENSES PAID 0 05	8,078 35		9,750 45-	1,672 10-
03/17/09	SOLD 120 SHS ON 03/12/2009 AT 90 53 THRU DIRRECT TRADING INSTITUTIONAL INC COMMISSIONS PAID 4 80 EXPENSES PAID 0 07	10,858 73		14,812 14-	3,953 41-

NOVEMBER 01, 2008 TO OCTOBER 31, 2009

ACCOUNT NAME: MAY EMMA HOYT FOUNDATION - COMPOSITE  
ACCOUNT NUMBER: M00356

## TRANSACTION DETAIL ( CONTINUED )

DATE	DESCRIPTION	PRINCIPAL CASH	INCOME CASH	COST	GAIN / LOSS
07/31/09	SOLD 80 SHS ON 07/28/2009 AT 116 72 THRU DIRRECT TRADING INSTITUTIONAL INC COMMISSIONS PAID 3.20 EXPENSES PAID 0.24	9,334 16		8,667 06-	667 10
09/10/09	SOLD 52 SHS ON 09/04/2009 AT 117 1977 THRU DIRRECT TRADING INSTITUTIONAL INC COMMISSIONS PAID 2 08 EXPENSES PAID 0 16	6,092 04		6,418 60-	326 56-
12/16/08	<b>459902102</b> <b>INTERNATIONAL GAME TECH</b> SOLD 800 SHS ON 12/11/2008 AT 10 2269 THRU DIRRECT TRADING INSTITUTIONAL INC COMMISSIONS PAID 32 00 EXPENSES PAID 0 05	8,149 47		33,264 31-	25,114 84-
03/17/09	<b>460335201</b> <b>INTERNATIONAL SPEEDWAY CORP</b> SOLD 90 SHS ON 03/12/2009 AT 18 71 THRU DIRRECT TRADING INSTITUTIONAL INC COMMISSIONS PAID 3 60 EXPENSES PAID 0 01	1,680 29		4,375 90-	2,695 61-
03/17/09	<b>46120E602</b> <b>INTUITIVE SURGICAL INC</b> SOLD 75 SHS ON 03/12/2009 AT 101 50 THRU DIRRECT TRADING INSTITUTIONAL INC COMMISSIONS PAID 3 00 EXPENSES PAID 0 05	7,609 45		15,797 66-	8,188 21-
04/30/09	SOLD 18 SHS ON 04/27/2009 AT 145 44 THRU DIRRECT TRADING INSTITUTIONAL INC COMMISSIONS PAID 0 72 EXPENSES PAID 0 06	2,617 14		3,355 92-	738 78-
05/20/09	SOLD 18 SHS ON 05/15/2009 AT 151 71 THRU DIRRECT TRADING INSTITUTIONAL INC COMMISSIONS PAID 0 72 EXPENSES PAID 0 08	2,729 98		2,681 52-	48 46
07/01/09	SOLD 41 SHS ON 06/26/2009 AT 159 2673 THRU DIRRECT TRADING INSTITUTIONAL INC COMMISSIONS PAID 1 64 EXPENSES PAID 0.17	6,528 15		4,187 74-	2,340 41
09/11/09	<b>465562106</b> <b>ITAU UNIBANCO HOLDING SA ADR</b> SOLD 1 SHS ON 09/04/2009 AT 17 16 CASH IN LIEU OF FRACTIONAL SHARE	1 72		1 65-	0 07
10/07/09	SOLD 228 SHS ON 10/02/2009 AT 20.1734 THRU INSTINET COMMISSIONS PAID 9 12 EXPENSES PAID 0 12	4,590 30		4,060 54-	529 76

NOVEMBER 01, 2008 TO OCTOBER 31, 2009

ACCOUNT NAME: MAY EMMA HOYT FOUNDATION - COMPOSITE  
ACCOUNT NUMBER: M00356

## TRANSACTION DETAIL ( CONTINUED )

DATE	DESCRIPTION	PRINCIPAL CASH	INCOME CASH	COST	GAIN / LOSS
10/23/09	SOLD 344 SHS ON 10/20/2009 AT 20 3274 THRU INSTINET COMMISSIONS PAID 13 76 EXPENSES PAID 0 18	6,978 69		5,158 68-	1,820 01
	46625H100				
03/17/09	JP MORGAN CHASE & CO SOLD 642 SHS ON 03/12/2009 AT 23.20 THRU DIRRECT TRADING INSTITUTIONAL INC COMMISSIONS PAID 25 68 EXPENSES PAID 0 09	14,868 63		25,056 00-	10,187 37-
04/20/09	SOLD 124 SHS ON 04/15/2009 AT 31 748 THRU DIRRECT TRADING INSTITUTIONAL INC COMMISSIONS PAID 4 96 EXPENSES PAID 0 10	3,931 69		4,915 08-	983 39-
09/10/09	SOLD 64 SHS ON 09/04/2009 AT 42 1565 THRU DIRRECT TRADING INSTITUTIONAL INC COMMISSIONS PAID 2 56 EXPENSES PAID 0 07	2,695 39		2,484 69-	210 70
	469814107				
03/17/09	JACOBS ENG GROUP SOLD 195 SHS ON 03/12/2009 AT 39 32 THRU DIRRECT TRADING INSTITUTIONAL INC COMMISSIONS PAID 7 80 EXPENSES PAID 0 05	7,659 55		17,271 09-	9,611 54-
	471023598				
03/13/09	JANUS PERKINS MID CAP VALUE FUND - CLASS J \$SHARES SOLD 1,867 065 SHS ON 03/12/2009 AT 13 39	25,000 00		28,735 97-	3,735 97-
	478160104				
03/17/09	JOHNSON & JOHNSON SOLD 440 SHS ON 03/12/2009 AT 48 88 THRU DIRRECT TRADING INSTITUTIONAL INC COMMISSIONS PAID 17 60 EXPENSES PAID 0 13	21,489 47		29,519 60-	8,030 13-
03/17/09	SOLD 265 SHS ON 03/12/2009 AT 48 92 THRU DIRRECT TRADING INSTITUTIONAL INC COMMISSIONS PAID 10 60 EXPENSES PAID 0 08	12,953 12		15,420 35-	2,467 23-
04/27/09	SOLD 96 SHS ON 04/22/2009 AT 51 3865 THRU DIRRECT TRADING INSTITUTIONAL INC COMMISSIONS PAID 3 84 EXPENSES PAID 0 13	4,929 13		5,586 24-	657 11-
06/25/09	SOLD 50 SHS ON 06/22/2009 AT 55 5986 THRU DIRRECT TRADING INSTITUTIONAL INC COMMISSIONS PAID 2 00 EXPENSES PAID 0 08	2,777 85		2,909.50-	131 65-

NOVEMBER 01, 2008 TO OCTOBER 31, 2009

ACCOUNT NAME: MAY EMMA HOYT FOUNDATION - COMPOSITE  
ACCOUNT NUMBER: M00356

## TRANSACTION DETAIL ( CONTINUED )

DATE	DESCRIPTION	PRINCIPAL CASH	INCOME CASH	COST	GAIN / LOSS
08/25/09	SOLD 134 SHS ON 08/20/2009 AT 61 0484 THRU INSTINET COMMISSIONS PAID 5 36 EXPENSES PAID 0 21	8,174 91		7,797 46-	377 45
	<b>478366107</b>				
01/27/09	JOHNSON CTLS INC SOLD 555 SHS ON 01/22/2009 AT 13 0197 THRU DIRRECT TRADING INSTITUTIONAL INC COMMISSIONS PAID 22 20 EXPENSES PAID 0 04	7,203 70		19,082.12-	11,878 42-
	<b>48020Q107</b>				
03/17/09	JONES LANG LASALLE INC SOLD 65 SHS ON 03/12/2009 AT 19 52 THRU DIRRECT TRADING INSTITUTIONAL INC COMMISSIONS PAID 2 60 EXPENSES PAID 0 01	1,266 19		1,688 79-	422 60-
	<b>481369106</b>				
03/17/09	JULIUS BAER HOLDING UN ADR SOLD 2,113 SHS ON 03/12/2009 AT 4 05 THRU DIRRECT TRADING INSTITUTIONAL INC COMMISSIONS PAID 84 52 EXPENSES PAID 0 05	8,473.08		15,751.18-	7,278 10-
08/28/09	SOLD 401 SHS ON 08/25/2009 AT 10 2949 THRU INSTINET COMMISSIONS PAID 16 04 EXPENSES PAID 0 11	4,112 11		2,817.28-	1,294 83
	<b>494368103</b>				
03/13/09	KIMBERLY-CLARK CORP SOLD 130 SHS ON 03/10/2009 AT 44 1665 THRU DIRRECT TRADING INSTITUTIONAL INC COMMISSIONS PAID 5 20 EXPENSES PAID 0 04	5,736 41		8,200 73-	2,464 32-
03/17/09	SOLD 121 SHS ON 03/12/2009 AT 45 07 THRU DIRRECT TRADING INSTITUTIONAL INC COMMISSIONS PAID 4 84 EXPENSES PAID 0 04	5,448 59		7,525 95-	2,077 36-
04/02/09	SOLD 53 SHS ON 03/30/2009 AT 46 3702 THRU DIRRECT TRADING INSTITUTIONAL INC COMMISSIONS PAID 2 12 EXPENSES PAID 0 02	2,455 48		2,988 85-	533 37-
04/23/09	SOLD 92 SHS ON 04/15/2009 AT 48 8801 THRU DIRRECT TRADING INSTITUTIONAL INC COMMISSIONS PAID 3 68 EXPENSES PAID 0 11	4,493 18		4,783 10-	289 92-

NOVEMBER 01, 2008 TO OCTOBER 31, 2009

ACCOUNT NAME: MAY EMMA HOYT FOUNDATION - COMPOSITE  
ACCOUNT NUMBER: M00356

## TRANSACTION DETAIL ( CONTINUED )

DATE	DESCRIPTION	PRINCIPAL CASH	INCOME CASH	COST	GAIN / LOSS
	<b>494550106</b>				
	<b>KINDER MORGAN ENERGY PARTNERS LP</b>				
03/17/09	SOLD 170 SHS ON 03/12/2009 AT 44 73 THRU DIRRECT TRADING INSTITUTIONAL INC COMMISSIONS PAID 6 80 EXPENSES PAID 0 05	7,597 25		6,789 80-	807 45
	<b>495724403</b>				
	<b>KINGFISHER PLC -SPONS ADR</b>				
03/17/09	SOLD 3,368 SHS ON 03/12/2009 AT 3 53 THRU DIRRECT TRADING INSTITUTIONAL INC COMMISSIONS PAID 134 72 EXPENSES PAID 0 07	11,754 25		32,702 94-	20,948 69-
04/09/09	SOLD 634 SHS ON 04/06/2009 AT 4 8744 THRU INSTINET COMMISSIONS PAID 25 36 EXPENSES PAID 0 02	3,064 99		6,048 36-	2,983 37-
	<b>497266106</b>				
	<b>KIRBY CORP</b>				
03/17/09	SOLD 135 SHS ON 03/12/2009 AT 24 13 THRU DIRRECT TRADING INSTITUTIONAL INC COMMISSIONS PAID 5 40 EXPENSES PAID 0 02	3,252 13		5,183 38-	1,931 25-
	<b>500255104</b>				
	<b>KOHL'S CORP</b>				
01/20/09	SOLD 100 SHS ON 01/14/2009 AT 35 5858 THRU DIRRECT TRADING INSTITUTIONAL INC COMMISSIONS PAID 4 00 EXPENSES PAID 0 02	3,554 56		6,752 00-	3,197 44-
02/02/09	SOLD 250 SHS ON 01/28/2009 AT 38 6532 THRU DIRRECT TRADING INSTITUTIONAL INC COMMISSIONS PAID 10 00 EXPENSES PAID 0 06	9,653.24		14,381 50-	4,728 26-
03/17/09	SOLD 450 SHS ON 03/12/2009 AT 37 92 THRU DIRRECT TRADING INSTITUTIONAL INC COMMISSIONS PAID 18 00 EXPENSES PAID 0 10	17,045 90		23,642 58-	6,596 68-
03/25/09	SOLD 100 SHS ON 03/20/2009 AT 40 8184 THRU DIRRECT TRADING INSTITUTIONAL INC COMMISSIONS PAID 4 00 EXPENSES PAID 0.03	4,077 82		4,833 53-	755 71-
04/08/09	SOLD 60 SHS ON 04/03/2009 AT 44 98 THRU DIRRECT TRADING INSTITUTIONAL INC COMMISSIONS PAID 2 40 EXPENSES PAID 0 02	2,696.38		2,813 94-	117 56-
08/19/09	SOLD 150 SHS ON 08/14/2009 AT 51 6014 THRU DIRRECT TRADING INSTITUTIONAL INC COMMISSIONS PAID 6 00 EXPENSES PAID 0 20	7,734 01		6,679 50-	1,054 51

NOVEMBER 01, 2008 TO OCTOBER 31, 2009

ACCOUNT NAME: MAY EMMA HOYT FOUNDATION - COMPOSITE  
ACCOUNT NUMBER: M00356

## TRANSACTION DETAIL ( CONTINUED )

DATE	DESCRIPTION	PRINCIPAL CASH	INCOME CASH	COST	GAIN / LOSS
08/24/09	SOLD 180 SHS ON 08/19/2009 AT 51 2925 THRU DIRRECT TRADING INSTITUTIONAL INC COMMISSIONS PAID 7.20 EXPENSES PAID 0 23	9,225 22		6,958 92-	2,266 30
	<b>500458401</b>				
	<b>KOMATSU LTD</b>				
03/17/09	SOLD 276 SHS ON 03/12/2009 AT 41 85 THRU DIRRECT TRADING INSTITUTIONAL INC COMMISSIONS PAID 11 04 EXPENSES PAID 0 07	11,539 49		25,380 96-	13,841 47-
08/27/09	SOLD 82 SHS ON 08/24/2009 AT 70.7304 THRU INSTINET COMMISSIONS PAID 3 28 EXPENSES PAID 0 15	5,796 46		6,128 40-	331 94-
	<b>501044101</b>				
	<b>KROGER CO</b>				
03/17/09	SOLD 521 SHS ON 03/12/2009 AT 21 32 THRU DIRRECT TRADING INSTITUTIONAL INC COMMISSIONS PAID 20 84 EXPENSES PAID 0 07	11,086.81		14,130 93-	3,044 12-
04/27/09	SOLD 74 SHS ON 04/22/2009 AT 21 5001 THRU DIRRECT TRADING INSTITUTIONAL INC COMMISSIONS PAID 2 96 EXPENSES PAID 0 04	1,588 01		2,007 08-	419 07-
06/25/09	SOLD 159 SHS ON 06/22/2009 AT 21.921 THRU DIRRECT TRADING INSTITUTIONAL INC COMMISSIONS PAID 6 36 EXPENSES PAID 0 09	3,478 99		4,312 51-	833 52-
07/17/09	SOLD 127 SHS ON 07/14/2009 AT 21 6709 THRU DIRRECT TRADING INSTITUTIONAL INC COMMISSIONS PAID 5 08 EXPENSES PAID 0 07	2,747 05		3,444 58-	697 53-
08/12/09	SOLD 296 SHS ON 08/07/2009 AT 20 895 THRU INSTINET COMMISSIONS PAID 11 84 EXPENSES PAID 0 16	6,172 92		8,028 32-	1,855 40-
	<b>501889208</b>				
	<b>LKQ CORP</b>				
03/17/09	SOLD 240 SHS ON 03/12/2009 AT 13 01 THRU DIRRECT TRADING INSTITUTIONAL INC COMMISSIONS PAID 9 60 EXPENSES PAID 0 02	3,112 78		3,020 48-	92 30
	<b>502441306</b>				
	<b>LVMH MOET HENNESSY LOU-ADR</b>				
03/17/09	SOLD 1,652 SHS ON 03/12/2009 AT 12 60 THRU DIRRECT TRADING INSTITUTIONAL INC COMMISSIONS PAID 66 08 EXPENSES PAID 0 12	20,749 00		21,008 93-	259 93-

NOVEMBER 01, 2008 TO OCTOBER 31, 2009

ACCOUNT NAME: MAY EMMA HOYT FOUNDATION - COMPOSITE  
ACCOUNT NUMBER: M00356

## TRANSACTION DETAIL ( CONTINUED )

DATE	DESCRIPTION	PRINCIPAL CASH	INCOME CASH	COST	GAIN / LOSS
04/24/09	SOLD 225 SHS ON 04/21/2009 AT 14 1682 THRU INSTINET COMMISSIONS PAID 9 00 EXPENSES PAID 0.08	3,178 76		2,795 38-	383 38
08/31/09	SOLD 247 SHS ON 08/26/2009 AT 19 2858 THRU INSTINET COMMISSIONS PAID 9 88 EXPENSES PAID 0 12	4,753.59		2,945 04-	1,808 55
10/26/09	SOLD 247 SHS ON 10/21/2009 AT 21 7669 THRU INSTINET COMMISSIONS PAID 9.88 EXPENSES PAID 0 14	5,366 40		5,254 55-	111 85
	<b>50540R409</b> <b>LABORATORY CORP AMER HLDGS INC</b> <b>W/1 RT/SH</b>				
03/17/09	SOLD 265 SHS ON 03/12/2009 AT 55.54 THRU DIRRECT TRADING INSTITUTIONAL INC COMMISSIONS PAID 10 60 EXPENSES PAID 0 09	14,707 41		20,315 41-	5,608 00-
	<b>51476K103</b> <b>LANDAUER INC</b>				
11/04/08	SOLD 15 SHS ON 10/30/2008 AT 52.3856 THRU DIRRECT TRADING INSTITUTIONAL INC COMMISSIONS PAID 0 60	785.18		575 10-	210 08
11/21/08	SOLD 10 SHS ON 11/18/2008 AT 51 6827 THRU DIRRECT TRADING INSTITUTIONAL INC COMMISSIONS PAID 0 40	516 43		383 40-	133 03
11/28/08	SOLD 10 SHS ON 11/24/2008 AT 55 4886 THRU DIRRECT TRADING INSTITUTIONAL INC COMMISSIONS PAID 0 40	554 49		383 40-	171 09
01/08/09	SOLD 10 SHS ON 01/05/2009 AT 71 9162 THRU INSTINET COMMISSIONS PAID 0 40	718 76		383 40-	335 36
03/17/09	SOLD 30 SHS ON 03/12/2009 AT 52 04 THRU DIRRECT TRADING INSTITUTIONAL INC COMMISSIONS PAID 1.20 EXPENSES PAID 0 01	1,559 99		1,150 20-	409 79
06/17/09	SOLD 10 SHS ON 06/12/2009 AT 59 4219 THRU INSTINET COMMISSIONS PAID 0 40 EXPENSES PAID 0 02	593 80		383 40-	210 40



NOVEMBER 01, 2008 TO OCTOBER 31, 2009

ACCOUNT NAME: MAY EMMA HOYT FOUNDATION - COMPOSITE  
ACCOUNT NUMBER: M00356

## TRANSACTION DETAIL ( CONTINUED )

DATE	DESCRIPTION	PRINCIPAL CASH	INCOME CASH	COST	GAIN / LOSS
	<b>535678106</b>				
	<b>LINEAR TECH INC</b>				
02/10/09	SOLD 300 SHS ON 02/05/2009 AT 25 11 THRU DIRRECT TRADING INSTITUTIONAL INC COMMISSIONS PAID 12 00 EXPENSES PAID 0 04	7,520 96		10,157 61-	2,636 65-
03/17/09	SOLD 240 SHS ON 03/12/2009 AT 22 70 THRU DIRRECT TRADING INSTITUTIONAL INC COMMISSIONS PAID 9 60 EXPENSES PAID 0 04	5,438 36		7,808 73-	2,370 37-
	<b>539830109</b>				
	<b>LOCKHEED MARTIN CORPORATION</b>				
01/27/09	SOLD 56 SHS ON 01/22/2009 AT 84 184 THRU DIRRECT TRADING INSTITUTIONAL INC COMMISSIONS PAID 2 24 EXPENSES PAID 0 03	4,712 03		3,396 43-	1,315 60
03/17/09	SOLD 129 SHS ON 03/12/2009 AT 61.23 THRU DIRRECT TRADING INSTITUTIONAL INC COMMISSIONS PAID 5 16 EXPENSES PAID 0 05	7,893 46		7,823 93-	69 53
10/20/09	SOLD 123 SHS ON 10/15/2009 AT 74 697 THRU DIRRECT TRADING INSTITUTIONAL INC COMMISSIONS PAID 4 92 EXPENSES PAID 0.24	9,182 57		7,460 02-	1,722 55
	<b>55607P105</b>				
	<b>MACQUARIE BANK LTD-ADR</b>				
11/20/08	SOLD 406 SHS ON 11/17/2008 AT 13 2532 THRU INSTINET COMMISSIONS PAID 16 24 EXPENSES PAID 0 03	5,364 53		18,818 22-	13,453 69-
11/21/08	SOLD 145 SHS ON 11/18/2008 AT 15.2481 THRU INSTINET COMMISSIONS PAID 5 80 EXPENSES PAID 0 01	2,205 17		6,460 69-	4,255 52-
	<b>562750109</b>				
	<b>MANHATTAN ASSOCIATES</b>				
03/17/09	SOLD 150 SHS ON 03/12/2009 AT 15 42 THRU DIRRECT TRADING INSTITUTIONAL INC COMMISSIONS PAID 6 00 EXPENSES PAID 0 02	2,306 98		3,318 60-	1,011 62-
	<b>565849106</b>				
	<b>MARATHON OIL CORP</b>				
12/16/08	SOLD 600 SHS ON 12/11/2008 AT 24 9018 THRU DIRRECT TRADING INSTITUTIONAL INC COMMISSIONS PAID 24 00 EXPENSES PAID 0 08	14,917 00		32,842 96-	17,925 96-

NOVEMBER 01, 2008 TO OCTOBER 31, 2009

ACCOUNT NAME: MAY EMMA HOYT FOUNDATION - COMPOSITE  
ACCOUNT NUMBER: M00356

## TRANSACTION DETAIL ( CONTINUED )

DATE	DESCRIPTION	PRINCIPAL CASH	INCOME CASH	COST	GAIN / LOSS
	<b>570535104</b>				
	<b>MARKEL CORP</b>				
03/17/09	SOLD 60 SHS ON 03/12/2009 AT 222 77 THRU DIRRECT TRADING INSTITUTIONAL INC COMMISSIONS PAID 2 40 EXPENSES PAID 0 08	13,363.72		17,709 32-	4,345 60-
08/04/09	SOLD 29 SHS ON 07/30/2009 AT 309.11 THRU DIRRECT TRADING INSTITUTIONAL INC COMMISSIONS PAID 1 16 EXPENSES PAID 0 23	8,962 80		8,559 51-	403 29
	<b>577128101</b>				
	<b>MATHEWS INTL CORP</b>				
03/17/09	SOLD 35 SHS ON 03/12/2009 AT 31 65 THRU DIRRECT TRADING INSTITUTIONAL INC COMMISSIONS PAID 1 40 EXPENSES PAID 0 01	1,106 34		948 42-	157 92
	<b>580589109</b>				
	<b>MCGRATH RENTCORP</b>				
03/17/09	SOLD 80 SHS ON 03/12/2009 AT 15 33 THRU DIRRECT TRADING INSTITUTIONAL INC COMMISSIONS PAID 3 20 EXPENSES PAID 0 01	1,223 19		2,159 99-	936 80-
	<b>585055106</b>				
	<b>MEDTRONIC INC</b>				
03/17/09	SOLD 625 SHS ON 03/12/2009 AT 26 83 THRU DIRRECT TRADING INSTITUTIONAL INC COMMISSIONS PAID 25 00 EXPENSES PAID 0 10	16,743 65		30,050 83-	13,307 18-
06/04/09	SOLD 120 SHS ON 06/01/2009 AT 34 25 THRU DIRRECT TRADING INSTITUTIONAL INC COMMISSIONS PAID 4 80 EXPENSES PAID 0 11	4,105 09		5,437 20-	1,332 11-
08/31/09	SOLD 515 SHS ON 08/26/2009 AT 38 2929 THRU DIRRECT TRADING INSTITUTIONAL INC COMMISSIONS PAID 20 60 EXPENSES PAID 0 51	19,699 74		23,334 65-	3,634 91-
	<b>587188103</b>				
	<b>MENTOR CORP MINN</b>				
12/11/08	SOLD 360 SHS ON 12/08/2008 AT 30 52 THRU INSTINET COMMISSIONS PAID 14 40 EXPENSES PAID 0 06	10,972 74		10,997 77-	25 03-
	<b>589331107</b>				
	<b>MERCK &amp; CO INC</b>				
03/04/09	SOLD 575 SHS ON 02/27/2009 AT 25 10 THRU DIRRECT TRADING INSTITUTIONAL INC COMMISSIONS PAID 23 00 EXPENSES PAID 0 08	14,409 42		25,754 42-	11,345 00-

NOVEMBER 01, 2008 TO OCTOBER 31, 2009

ACCOUNT NAME: MAY EMMA HOYT FOUNDATION - COMPOSITE  
ACCOUNT NUMBER: M00356

## TRANSACTION DETAIL ( CONTINUED )

DATE	DESCRIPTION	PRINCIPAL CASH	INCOME CASH	COST	GAIN / LOSS
03/17/09	SOLD 440 SHS ON 03/12/2009 AT 23 42 THRU DIRRECT TRADING INSTITUTIONAL INC COMMISSIONS PAID 17 60 EXPENSES PAID 0 06	10,287 14		17,485 69-	7,198 55-
03/17/09	SOLD 208 SHS ON 03/12/2009 AT 23 95 THRU DIRRECT TRADING INSTITUTIONAL INC COMMISSIONS PAID 8 32 EXPENSES PAID 0 03	4,973 25		7,103 05-	2,129 80-
	<b>59156R108</b>				
	<b>METLIFE INC</b>				
12/24/08	SOLD 104 SHS ON 12/19/2008 AT 36 6141 THRU DIRRECT TRADING INSTITUTIONAL INC COMMISSIONS PAID 4 16 EXPENSES PAID 0 02	3,803 69		6,162 72-	2,359 03-
03/13/09	SOLD 278 SHS ON 03/10/2009 AT 13 7082 THRU DIRRECT TRADING INSTITUTIONAL INC COMMISSIONS PAID 11 12 EXPENSES PAID 0 02	3,799 74		16,473 42-	12,673 68-
03/17/09	SOLD 226 SHS ON 03/12/2009 AT 17 4144 THRU DIRRECT TRADING INSTITUTIONAL INC COMMISSIONS PAID 9.04 EXPENSES PAID 0 03	3,926 58		13,392 06-	9,465 48-
05/27/09	SOLD 121 SHS ON 05/21/2009 AT 29 7429 THRU DIRRECT TRADING INSTITUTIONAL INC COMMISSIONS PAID 4 84 EXPENSES PAID 0 09	3,593 96		5,185.70-	1,591.74-
08/12/09	SOLD 99 SHS ON 08/07/2009 AT 37 0505 THRU INSTINET COMMISSIONS PAID 3 96 EXPENSES PAID 0 10	3,663 94		3,379 67-	284 27
	<b>594918104</b>				
	<b>MICROSOFT CORP</b>				
11/07/08	SOLD 550 SHS ON 11/04/2008 AT 23 25 THRU DIRRECT TRADING INSTITUTIONAL INC COMMISSIONS PAID 22 00 EXPENSES PAID 0 08	12,765 42		18,242 82-	5,477 40-
03/17/09	SOLD 650 SHS ON 03/12/2009 AT 16 56 THRU DIRRECT TRADING INSTITUTIONAL INC COMMISSIONS PAID 26 00 EXPENSES PAID 0 07	10,737 93		17,819 75-	7,081 82-
03/17/09	SOLD 950 SHS ON 03/12/2009 AT 16 61 THRU DIRRECT TRADING INSTITUTIONAL INC COMMISSIONS PAID 38 00 EXPENSES PAID 0 09	15,741 41		25,392 78-	9,651 37-
03/17/09	SOLD 159 SHS ON 03/12/2009 AT 16 91 THRU DIRRECT TRADING INSTITUTIONAL INC COMMISSIONS PAID 6 36 EXPENSES PAID 0 02	2,682 31		2,799 93-	117 62-

NOVEMBER 01, 2008 TO OCTOBER 31, 2009

ACCOUNT NAME: MAY EMMA HOYT FOUNDATION - COMPOSITE  
ACCOUNT NUMBER: M00356

## TRANSACTION DETAIL ( CONTINUED )

DATE	DESCRIPTION	PRINCIPAL CASH	INCOME CASH	COST	GAIN / LOSS
03/17/09	595017104 MICROCHIP TECH INC W/1 RT/SH SOLD 420 SHS ON 03/12/2009 AT 20.20 THRU DIRRECT TRADING INSTITUTIONAL INC COMMISSIONS PAID 16 80 EXPENSES PAID 0 05	8,467 15		14,499 83-	6,032 68-
03/16/09	602720104 MINE SAFETY APPLIANCES CO COM SOLD 110 SHS ON 03/11/2009 AT 16 6307 THRU INSTINET COMMISSIONS PAID 4 40 EXPENSES PAID 0 01	1,824 96		4,018 23-	2,193 27-
01/08/09	60871R209 MOLSON COORS BREWING CO B SOLD 100 SHS ON 01/05/2009 AT 48 5294 THRU DIRRECT TRADING INSTITUTIONAL INC COMMISSIONS PAID 4 00 EXPENSES PAID 0 03	4,848 91		4,135 41-	713 50
03/17/09	SOLD 305 SHS ON 03/12/2009 AT 32 23 THRU DIRRECT TRADING INSTITUTIONAL INC COMMISSIONS PAID 12 20 EXPENSES PAID 0 06	9,817 89		12,612 78-	2,794 89-
10/21/09	SOLD 150 SHS ON 10/16/2009 AT 50.0265 THRU DIRRECT TRADING INSTITUTIONAL INC COMMISSIONS PAID 6 00 EXPENSES PAID 0 20	7,497 78		6,485 01-	1,012 77
03/17/09	61166W101 MONSIEUR CO SOLD 83 SHS ON 03/12/2009 AT 81 97 THRU DIRRECT TRADING INSTITUTIONAL INC COMMISSIONS PAID 3 32 EXPENSES PAID 0 04	6,800 15		6,703.85-	96 30
10/13/09	SOLD 124 SHS ON 10/07/2009 AT 74 7135 THRU INSTINET COMMISSIONS PAID 4 96 EXPENSES PAID 0 24	9,259 28		10,017 38-	758 10-
03/27/09	617700109 MORNINGSTAR INC SOLD 110 SHS ON 03/24/2009 AT 34 9002 THRU DIRRECT TRADING INSTITUTIONAL INC COMMISSIONS PAID 4 40 EXPENSES PAID 0 03	3,834 59		5,562 06-	1,727 47-
03/17/09	629377508 NRG ENERGY INC SOLD 130 SHS ON 03/12/2009 AT 16 86 THRU DIRRECT TRADING INSTITUTIONAL INC COMMISSIONS PAID 5.20 EXPENSES PAID 0 02	2,186 58		2,295 19-	108 61-

NOVEMBER 01, 2008 TO OCTOBER 31, 2009

ACCOUNT NAME: MAY EMMA HOYT FOUNDATION - COMPOSITE  
ACCOUNT NUMBER: M00356

## TRANSACTION DETAIL ( CONTINUED )

DATE	DESCRIPTION	PRINCIPAL CASH	INCOME CASH	COST	GAIN / LOSS
09/24/09	SOLD 146 SHS ON 09/21/2009 AT 27 97 THRU DIRRECT TRADING INSTITUTIONAL INC COMMISSIONS PAID 5 84 EXPENSES PAID 0 11	4,077 67		2,577 67-	1,500 00
	<b>633643408</b>				
03/17/09	NATIONAL BANK GREECE -ADR SOLD 5,264 SHS ON 03/12/2009 AT 2 6889 THRU DIRRECT TRADING INSTITUTIONAL INC COMMISSIONS PAID 210.56 EXPENSES PAID 0 08	13,943 73		69,761 23-	55,817 50-
05/11/09	SOLD 504 SHS ON 05/06/2009 AT 4 6619 THRU INSTINET COMMISSIONS PAID 20 16 EXPENSES PAID 0 06	2,329.38		5,260 26-	2,930 88-
06/17/09	SOLD 640 SHS ON 06/12/2009 AT 5 7511 THRU INSTINET COMMISSIONS PAID 25 60 EXPENSES PAID 0 10	3,655 00		6,679 69-	3,024 69-
08/18/09	SOLD 509 SHS ON 08/13/2009 AT 5 8873 THRU INSTINET COMMISSIONS PAID 20 36 EXPENSES PAID 0.08	2,976 20		5,302 78-	2,326 58-
10/22/09	SOLD 295 SHS ON 10/19/2009 AT 8.0034 THRU INSTINET COMMISSIONS PAID 11 80 EXPENSES PAID 0 06	2,349 14		3,071 44-	722 30-
	<b>636518102</b>				
03/12/09	NATIONAL INSTRUMENTS CORP SOLD 40 SHS ON 03/09/2009 AT 16 2377 THRU INSTINET COMMISSIONS PAID 1 60 EXPENSES PAID 0 01	647 90		1,095 59-	447.69-
03/17/09	SOLD 75 SHS ON 03/12/2009 AT 16 90 THRU DIRRECT TRADING INSTITUTIONAL INC COMMISSIONS PAID 3 00 EXPENSES PAID 0 01	1,264 49		2,054 23-	789 74-
	<b>637071101</b>				
03/17/09	NATIONAL OILWELL VARCO INC SOLD 630 SHS ON 03/12/2009 AT 28 36 THRU DIRRECT TRADING INSTITUTIONAL INC COMMISSIONS PAID 25 20 EXPENSES PAID 0 11	17,841 49		20,563 92-	2,722 43-
	<b>641069406</b>				
12/19/08	NESTLE SA SPONSORED ADR REPSTG REG SH SOLD 351 SHS ON 12/16/2008 AT 35 6476 THRU INSTINET COMMISSIONS PAID 14 04 EXPENSES PAID 0 07	12,498 19		13,991 66-	1,493 47-

NOVEMBER 01, 2008 TO OCTOBER 31, 2009

ACCOUNT NAME: MAY EMMA HOYT FOUNDATION - COMPOSITE  
ACCOUNT NUMBER: M00356**TRANSACTION DETAIL ( CONTINUED )**

DATE	DESCRIPTION	PRINCIPAL CASH	INCOME CASH	COST	GAIN / LOSS
03/17/09	SOLD 593 SHS ON 03/12/2009 AT 30 83 THRU DIRRECT TRADING INSTITUTIONAL INC COMMISSIONS PAID 23 72 EXPENSES PAID 0 11	18,258 36		23,599.71-	5,341 35-
03/17/09	SOLD 448 SHS ON 03/12/2009 AT 31 25 THRU DIRRECT TRADING INSTITUTIONAL INC COMMISSIONS PAID 17 92 EXPENSES PAID 0 08	13,982 00		22,206 18-	8,224 18-
04/03/09	SOLD 123 SHS ON 03/31/2009 AT 33 3818 THRU INSTINET COMMISSIONS PAID 4 92 EXPENSES PAID 0 03	4,101 02		4,867 61-	766 59-
08/25/09	SOLD 50 SHS ON 08/20/2009 AT 40 36 THRU DIRRECT TRADING INSTITUTIONAL INC COMMISSIONS PAID 2 00 EXPENSES PAID 0 05	2,015 95		2,478 37-	462 42-
09/10/09	SOLD 128 SHS ON 09/04/2009 AT 41 0057 THRU INSTINET COMMISSIONS PAID 5 12 EXPENSES PAID 0 14	5,243 47		6,344 62-	1,101 15-
01/29/09	<b>64110D104</b> <b>NETAPP INC</b> SOLD 600 SHS ON 01/26/2009 AT 15 45 THRU DIRRECT TRADING INSTITUTIONAL INC COMMISSIONS PAID 24.00 EXPENSES PAID 0.06	9,245 94		17,541 36-	8,295 42-
02/10/09	SOLD 250 SHS ON 02/05/2009 AT 15 30 THRU DIRRECT TRADING INSTITUTIONAL INC COMMISSIONS PAID 10 00 EXPENSES PAID 0 02	3,814 98		6,871 93-	3,056 95-
03/17/09	SOLD 325 SHS ON 03/12/2009 AT 14 93 THRU DIRRECT TRADING INSTITUTIONAL INC COMMISSIONS PAID 13 00 EXPENSES PAID 0 03	4,839 22		8,714 26-	3,875 04-
05/13/09	SOLD 375 SHS ON 05/08/2009 AT 17 50 THRU DIRRECT TRADING INSTITUTIONAL INC COMMISSIONS PAID 15 00 EXPENSES PAID 0 17	6,547 33		9,866 37-	3,319 04-
03/17/09	<b>651587107</b> <b>NEWMARKET CORP COMMON STOCK</b> SOLD 380 SHS ON 03/12/2009 AT 32 82 THRU DIRRECT TRADING INSTITUTIONAL INC COMMISSIONS PAID 15 20 EXPENSES PAID 0.07	12,456 33		14,363 62-	1,907 29-
06/01/09	SOLD 240 SHS ON 05/27/2009 AT 74.5552 THRU DIRRECT TRADING INSTITUTIONAL INC COMMISSIONS PAID 9 60 EXPENSES PAID 0 46	17,883 19		8,996 78-	8,886 41

NOVEMBER 01, 2008 TO OCTOBER 31, 2009

ACCOUNT NAME: MAY EMMA HOYT FOUNDATION - COMPOSITE  
ACCOUNT NUMBER: M00356

## TRANSACTION DETAIL ( CONTINUED )

DATE	DESCRIPTION	PRINCIPAL CASH	INCOME CASH	COST	GAIN / LOSS
	<b>654106103</b>				
	<b>NIKE INC CL B</b>				
03/17/09	SOLD 59 SHS ON 03/12/2009 AT 44 74 THRU DIRRECT TRADING INSTITUTIONAL INC COMMISSIONS PAID 2 36 EXPENSES PAID 0 02	2,637 28		3,847 98-	1,210 70-
03/17/09	SOLD 250 SHS ON 03/12/2009 AT 43 47 THRU DIRRECT TRADING INSTITUTIONAL INC COMMISSIONS PAID 10 00 EXPENSES PAID 0 07	10,857 43		10,517 58-	339 85
	<b>654445303</b>				
	<b>NINTENDO CO LTD-ADR</b>				
03/17/09	SOLD 475 SHS ON 03/12/2009 AT 36 56 THRU DIRRECT TRADING INSTITUTIONAL INC COMMISSIONS PAID 19 00 EXPENSES PAID 0.10	17,346 90		19,010 15-	1,663 25-
04/20/09	SOLD 94 SHS ON 04/15/2009 AT 34 4366 THRU INSTINET COMMISSIONS PAID 3 76 EXPENSES PAID 0 08	3,233 20		3,288 25-	55 05-
07/08/09	SOLD 109 SHS ON 07/02/2009 AT 34.3545 THRU INSTINET COMMISSIONS PAID 4 36 EXPENSES PAID 0 10	3,740 18		3,812 97-	72 79-
	<b>654902204</b>				
	<b>NOKIA CORP -SPON ADR</b>				
03/17/09	SOLD 1,516 SHS ON 03/12/2009 AT 10 96 THRU DIRRECT TRADING INSTITUTIONAL INC COMMISSIONS PAID 60 64 EXPENSES PAID 0 10	16,554 62		33,737 09-	17,182 47-
10/20/09	SOLD 467 SHS ON 10/15/2009 AT 13 7231 THRU INSTINET COMMISSIONS PAID 18 68 EXPENSES PAID 0 16	6,389 85		12,574 63-	6,184 78-
	<b>665859104</b>				
	<b>NORTHERN TRUST CORP</b>				
03/17/09	SOLD 109 SHS ON 03/12/2009 AT 59.29 THRU DIRRECT TRADING INSTITUTIONAL INC COMMISSIONS PAID 4 36 EXPENSES PAID 0 04	6,458 21		5,538 97-	919 24
09/24/09	SOLD 24 SHS ON 09/21/2009 AT 58 37 THRU DIRRECT TRADING INSTITUTIONAL INC COMMISSIONS PAID 0 96 EXPENSES PAID 0 04	1,399 88		1,219 59-	180 29

NOVEMBER 01, 2008 TO OCTOBER 31, 2009

ACCOUNT NAME: MAY EMMA HOYT FOUNDATION - COMPOSITE  
ACCOUNT NUMBER: M00356

## TRANSACTION DETAIL ( CONTINUED )

DATE	DESCRIPTION	PRINCIPAL CASH	INCOME CASH	COST	GAIN / LOSS
	<b>66987V109</b>				
	<b>NOVARTIS AG ADR</b>				
01/22/09	SOLD 154 SHS ON 01/16/2009 AT 47 1849 THRU INSTINET COMMISSIONS PAID 6 16 EXPENSES PAID 0 05	7,260 27		8,244 47-	984 20-
03/17/09	SOLD 330 SHS ON 03/12/2009 AT 34 70 THRU DIRRECT TRADING INSTITUTIONAL INC COMMISSIONS PAID 13.20 EXPENSES PAID 0 07	11,437 73		14,968 80-	3,531 07-
03/17/09	SOLD 315 SHS ON 03/12/2009 AT 34 70 THRU DIRRECT TRADING INSTITUTIONAL INC COMMISSIONS PAID 12 60 EXPENSES PAID 0 06	10,917 84		13,320 80-	2,402 96-
	<b>670100205</b>				
	<b>NOVO NORDISK ADR</b>				
01/12/09	SOLD 175 SHS ON 01/07/2009 AT 54 2153 THRU INSTINET COMMISSIONS PAID 7 00 EXPENSES PAID 0 06	9,480 62		7,424 99-	2,055 63
03/17/09	SOLD 517 SHS ON 03/12/2009 AT 45 8219 THRU DIRRECT TRADING INSTITUTIONAL INC COMMISSIONS PAID 20 68 EXPENSES PAID 0 14	23,669 10		15,075 44-	8,593 66
04/07/09	SOLD 34 SHS ON 04/02/2009 AT 49 2011 THRU INSTINET COMMISSIONS PAID 1 36 EXPENSES PAID 0 01	1,671 47		895 05-	776 42
04/08/09	SOLD 101 SHS ON 04/03/2009 AT 43 3083 THRU INSTINET COMMISSIONS PAID 4 04 EXPENSES PAID 0 02	4,370 07		2,658 83-	1,711 24
	<b>670346105</b>				
	<b>NUCOR CORP W/1 RT/SH</b>				
03/17/09	SOLD 35 SHS ON 03/12/2009 AT 36 97 THRU DIRRECT TRADING INSTITUTIONAL INC COMMISSIONS PAID 1 40 EXPENSES PAID 0 01	1,292 54		1,490 75-	198 21-
	<b>674599105</b>				
	<b>OCCIDENTAL PETROLEUM CORP</b>				
03/17/09	SOLD 179 SHS ON 03/12/2009 AT 56.59 THRU DIRRECT TRADING INSTITUTIONAL INC COMMISSIONS PAID 7 16 EXPENSES PAID 0 06	10,122 39		17,240 92-	7,118 53-



NOVEMBER 01, 2008 TO OCTOBER 31, 2009

ACCOUNT NAME: MAY EMMA HOYT FOUNDATION - COMPOSITE  
ACCOUNT NUMBER: M00356

## TRANSACTION DETAIL ( CONTINUED )

DATE	DESCRIPTION	PRINCIPAL CASH	INCOME CASH	COST	GAIN / LOSS
03/17/09	675232102 OCEANEERING INTL INC SOLD 35 SHS ON 03/12/2009 AT 31 86 THRU DIRRECT TRADING INSTITUTIONAL INC COMMISSIONS PAID 1 40 EXPENSES PAID 0 01	1,113 69		1,056 60-	57 09
08/27/09	SOLD 45 SHS ON 08/24/2009 AT 55 3578 THRU INSTINET COMMISSIONS PAID 1 80 EXPENSES PAID 0 06	2,489 24		1,358 48-	1,130 76
03/17/09	681919106 OMNICOM GROUP SOLD 505 SHS ON 03/12/2009 AT 22 91 THRU DIRRECT TRADING INSTITUTIONAL INC COMMISSIONS PAID 20 20 EXPENSES PAID 0 07	11,549 28		21,056 40-	9,507 12-
03/17/09	68389X105 ORACLE CORPORATION FORMERLY ORACLE SYS CORP W/1 RT/SH SOLD 425 SHS ON 03/12/2009 AT 15.47 THRU DIRRECT TRADING INSTITUTIONAL INC COMMISSIONS PAID 17 00 EXPENSES PAID 0 04	6,557 71		6,090 25-	467 46
03/17/09	688590108 OEST ELEKTRIZATS-SPONS ADR SOLD 646 SHS ON 03/12/2009 AT 6 10 THRU DIRRECT TRADING INSTITUTIONAL INC COMMISSIONS PAID 25 84 EXPENSES PAID 0 03	3,914 73		8,821 26-	4,906 53-
03/17/09	690732102 OWENS & MINOR INC SOLD 35 SHS ON 03/12/2009 AT 32.15 THRU DIRRECT TRADING INSTITUTIONAL INC COMMISSIONS PAID 1 40 EXPENSES PAID 0.01	1,123 84		1,022 77-	101 07
03/17/09	69331C108 PG & E CORP SOLD 136 SHS ON 03/12/2009 AT 36 01 THRU DIRRECT TRADING INSTITUTIONAL INC COMMISSIONS PAID 5 44 EXPENSES PAID 0 03	4,891 89		5,188 13-	296 24-
05/19/09	SOLD 50 SHS ON 05/14/2009 AT 36.2432 THRU DIRRECT TRADING INSTITUTIONAL INC COMMISSIONS PAID 2 00 EXPENSES PAID 0 04	1,810 12		1,723 64-	86 48
05/27/09	SOLD 96 SHS ON 05/21/2009 AT 34 6892 THRU DIRRECT TRADING INSTITUTIONAL INC COMMISSIONS PAID 3 84 EXPENSES PAID 0 08	3,326 24		3,309 39-	16 85

NOVEMBER 01, 2008 TO OCTOBER 31, 2009

ACCOUNT NAME: MAY EMMA HOYT FOUNDATION - COMPOSITE  
ACCOUNT NUMBER: M00356**TRANSACTION DETAIL ( CONTINUED )**

DATE	DESCRIPTION	PRINCIPAL CASH	INCOME CASH	COST	GAIN / LOSS
	<b>693475105</b>				
	<b>PNC FINANCIAL SERVICES</b>				
01/27/09	SOLD 226 SHS ON 01/22/2009 AT 30 9367 THRU DIRRECT TRADING INSTITUTIONAL INC COMMISSIONS PAID 9 04 EXPENSES PAID 0 04	6,982 61		15,418 59-	8,435 98-
	<b>05/19/09</b>				
	SOLD 47 SHS ON 05/14/2009 AT 43 4141 THRU DIRRECT TRADING INSTITUTIONAL INC COMMISSIONS PAID 1 88 EXPENSES PAID 0 05	2,038 54		1,916 70-	121 84
	<b>10/28/09</b>				
	SOLD 68 SHS ON 10/23/2009 AT 52 7647 THRU DIRRECT TRADING INSTITUTIONAL INC COMMISSIONS PAID 2 72 EXPENSES PAID 0 09	3,585 19		3,040 48-	544 71
	<b>69366A100</b>				
	<b>PSS WORLD MEDICAL INC</b>				
03/17/09	SOLD 90 SHS ON 03/12/2009 AT 13 47 THRU DIRRECT TRADING INSTITUTIONAL INC COMMISSIONS PAID 3 60 EXPENSES PAID 0 01	1,208 69		1,587 45-	378 76-
	<b>705560100</b>				
	<b>PEETS COFFEE &amp; TEA INC</b>				
11/04/08	SOLD 90 SHS ON 10/30/2008 AT 22 28 THRU DIRRECT TRADING INSTITUTIONAL INC COMMISSIONS PAID 3.60 EXPENSES PAID 0 01	2,001 59		2,530 72-	529 13-
	<b>03/17/09</b>				
	SOLD 70 SHS ON 03/12/2009 AT 20 72 THRU DIRRECT TRADING INSTITUTIONAL INC COMMISSIONS PAID 2 80 EXPENSES PAID 0 01	1,447 59		1,968 34-	520 75-
	<b>713448108</b>				
	<b>PEPSICO INC</b>				
03/17/09	SOLD 69 SHS ON 03/12/2009 AT 48 36 THRU DIRRECT TRADING INSTITUTIONAL INC COMMISSIONS PAID 2 76 EXPENSES PAID 0 02	3,334 06		3,186 83-	147 23
	<b>71654V408</b>				
	<b>PETROLEO BRASILEIRO S.A.</b>				
09/04/09	SOLD 317 SHS ON 09/01/2009 AT 39 0171 THRU INSTINET COMMISSIONS PAID 12 68 EXPENSES PAID 0 32	12,355 42		13,150 10-	794 68-
	<b>717081103</b>				
	<b>PFIZER INC</b>				
03/17/09	SOLD 700 SHS ON 03/12/2009 AT 13 68 THRU DIRRECT TRADING INSTITUTIONAL INC COMMISSIONS PAID 28 00 EXPENSES PAID 0 06	9,547 94		15,496 20-	5,948 26-

NOVEMBER 01, 2008 TO OCTOBER 31, 2009

ACCOUNT NAME: MAY EMMA HOYT FOUNDATION - COMPOSITE  
ACCOUNT NUMBER: M00356

## TRANSACTION DETAIL ( CONTINUED )

DATE	DESCRIPTION	PRINCIPAL CASH	INCOME CASH	COST	GAIN / LOSS
03/17/09	SOLD 819 SHS ON 03/12/2009 AT 13 96 THRU DIRRECT TRADING INSTITUTIONAL INC COMMISSIONS PAID 32 76 EXPENSES PAID 0 07	11,400 41		14,141 35-	2,740 94-
	<b>717124101</b>				
01/20/09	PHARMACEUTICAL PROD DEV INC SOLD 250 SHS ON 01/14/2009 AT 26.3409 THRU DIRRECT TRADING INSTITUTIONAL INC COMMISSIONS PAID 10 00 EXPENSES PAID 0 04	6,575 19		10,538 65-	3,963 46-
03/17/09	SOLD 220 SHS ON 03/12/2009 AT 21 79 THRU DIRRECT TRADING INSTITUTIONAL INC COMMISSIONS PAID 8 80 EXPENSES PAID 0 03	4,784 97		9,274 01-	4,489 04-
04/09/09	SOLD 120 SHS ON 04/06/2009 AT 23 17 THRU DIRRECT TRADING INSTITUTIONAL INC COMMISSIONS PAID 4 80 EXPENSES PAID 0 02	2,775.58		4,781 46-	2,005 88-
04/15/09	SOLD 285 SHS ON 04/09/2009 AT 23.6568 THRU INSTINET COMMISSIONS PAID 11 40 EXPENSES PAID 0 17	6,730 61		8,948 09-	2,217 48-
	<b>718172109</b>				
03/17/09	PHILIP MORRIS INTL INC SOLD 330 SHS ON 03/12/2009 AT 34 14 THRU DIRRECT TRADING INSTITUTIONAL INC COMMISSIONS PAID 13 20 EXPENSES PAID 0 07	11,252 93		8,470 62-	2,782 31
03/17/09	SOLD 276 SHS ON 03/12/2009 AT 34 69 THRU DIRRECT TRADING INSTITUTIONAL INC COMMISSIONS PAID 11 04 EXPENSES PAID 0.06	9,563 34		14,385 26-	4,821 92-
04/27/09	SOLD 195 SHS ON 04/22/2009 AT 36 8017 THRU DIRRECT TRADING INSTITUTIONAL INC COMMISSIONS PAID 7 80 EXPENSES PAID 0.18	7,168 35		9,439 84-	2,271 49-
05/19/09	SOLD 123 SHS ON 05/14/2009 AT 42 5877 THRU DIRRECT TRADING INSTITUTIONAL INC COMMISSIONS PAID 4 92 EXPENSES PAID 0.13	5,233 23		5,020 06-	213 17
	<b>720186105</b>				
11/05/08	PIEDMONT NATL GAS W/1 RT/SH SOLD 60 SHS ON 10/31/2008 AT 32 9579 THRU DIRRECT TRADING INSTITUTIONAL INC COMMISSIONS PAID 2 40 EXPENSES PAID 0 01	1,975 06		1,510 38-	464 68

NOVEMBER 01, 2008 TO OCTOBER 31, 2009

ACCOUNT NAME: MAY EMMA HOYT FOUNDATION - COMPOSITE  
ACCOUNT NUMBER: M00356

## TRANSACTION DETAIL ( CONTINUED )

DATE	DESCRIPTION	PRINCIPAL CASH	INCOME CASH	COST	GAIN / LOSS
03/17/09	SOLD 50 SHS ON 03/12/2009 AT 21 78 THRU DIRRECT TRADING INSTITUTIONAL INC COMMISSIONS PAID 2 00 EXPENSES PAID 0 01	1,086 99		941 50-	145 49
08/31/09	SOLD 85 SHS ON 08/26/2009 AT 25 5798 THRU INSTINET COMMISSIONS PAID 3 40 EXPENSES PAID 0 06	2,170 82		1,600 55-	570 27
03/17/09	731068102 POLARIS INDS INC W/1 RT/SH SOLD 20 SHS ON 03/12/2009 AT 17 73 THRU DIRRECT TRADING INSTITUTIONAL INC COMMISSIONS PAID 0 80 EXPENSES PAID 0 01	353 79		544 37-	190 58-
03/17/09	73278L105 POOL CORP COMMON STOCK SOLD 40 SHS ON 03/12/2009 AT 12 40 THRU DIRRECT TRADING INSTITUTIONAL INC COMMISSIONS PAID 1 60 EXPENSES PAID 0 01	494 39		662 39-	168 00-
03/17/09	73755L107 POTASH CORP OF SASKATCHEWAN SOLD 80 SHS ON 03/12/2009 AT 76 54 THRU DIRRECT TRADING INSTITUTIONAL INC COMMISSIONS PAID 3 20 EXPENSES PAID 0 04	6,119 96		4,201 70-	1,918 26
02/17/09	739276103 POWER INTEGRATION INC SOLD 70 SHS ON 03/12/2009 AT 20 48 THRU DIRRECT TRADING INSTITUTIONAL INC COMMISSIONS PAID 2 80 EXPENSES PAID 0 01	1,430 79		2,387 30-	956 51-
03/17/09	74144T108 PRICE T ROWE GROUP INC SOLD 355 SHS ON 03/12/2009 AT 25 03 THRU DIRRECT TRADING INSTITUTIONAL INC COMMISSIONS PAID 14 20 EXPENSES PAID 0 05	8,871 40		17,403 38-	8,531 98-
07/28/09	SOLD 390 SHS ON 07/23/2009 AT 45 7503 THRU DIRRECT TRADING INSTITUTIONAL INC COMMISSIONS PAID 15 60 EXPENSES PAID 0 46	17,826 56		13,167 44-	4,659 12
03/17/09	742718109 PROCTER & GAMBLE CO SOLD 320 SHS ON 03/12/2009 AT 45 77 THRU DIRRECT TRADING INSTITUTIONAL INC COMMISSIONS PAID 12 80 EXPENSES PAID 0 09	14,633 51		17,563 68-	2,930 17-

NOVEMBER 01, 2008 TO OCTOBER 31, 2009

ACCOUNT NAME: MAY EMMA HOYT FOUNDATION - COMPOSITE -  
ACCOUNT NUMBER: M00356

## TRANSACTION DETAIL ( CONTINUED )

DATE	DESCRIPTION	PRINCIPAL CASH	INCOME CASH	COST	GAIN / LOSS
06/25/09	SOLD 49 SHS ON 06/22/2009 AT 50 7055 THRU DIRRECT TRADING INSTITUTIONAL INC COMMISSIONS PAID 1 96 EXPENSES PAID 0 06	2,482 55		2,448 29-	34 26
07/17/09	SOLD 80 SHS ON 07/14/2009 AT 53.6543 THRU DIRRECT TRADING INSTITUTIONAL INC COMMISSIONS PAID 3 20 EXPENSES PAID 0 11	4,289 03		3,997 22-	291 81
	<b>742935109</b> <b>PROFESSIONALLY MANAGED HODGES FUND</b>				
01/14/09	SOLD 734 214 SHS ON 01/13/2009 AT 13 62	10,000 00		20,653 44-	10,653 44-
02/04/09	SOLD 18,501 517 SHS ON 02/03/2009 AT 12 17	225,163 46		502,472 84-	277,309 38-
	<b>744573106</b> <b>PUBLIC SERVICE ENTERPRISE GP</b>				
03/17/09	SOLD 378 SHS ON 03/12/2009 AT 24 13 THRU DIRRECT TRADING INSTITUTIONAL INC COMMISSIONS PAID 15 12 EXPENSES PAID 0 06	9,105 96		16,737 65-	7,631 69-
04/27/09	SOLD 93 SHS ON 04/22/2009 AT 28 516 THRU DIRRECT TRADING INSTITUTIONAL INC COMMISSIONS PAID 3 72 EXPENSES PAID 0 07	2,648 20		4,117 99-	1,469 79-
10/28/09	SOLD 360 SHS ON 10/23/2009 AT 30 345 THRU DIRRECT TRADING INSTITUTIONAL INC COMMISSIONS PAID 14 40 EXPENSES PAID 0 28	10,909 52		15,487 42-	4,577 90-
	<b>747525103</b> <b>QUALCOMM INC W 1 RT P/S EXP 9/25/2015</b>				
03/11/09	SOLD 250 SHS ON 03/06/2009 AT 32 99 THRU DIRRECT TRADING INSTITUTIONAL INC COMMISSIONS PAID 10 00 EXPENSES PAID 0 05	8,237 45		13,684 49-	5,447 04-
03/17/09	SOLD 330 SHS ON 03/12/2009 AT 36 50 THRU DIRRECT TRADING INSTITUTIONAL INC COMMISSIONS PAID 13 20 EXPENSES PAID 0 07	12,031 73		16,844 45-	4,812 72-
	<b>749607107</b> <b>RLI CORP</b>				
11/03/08	SOLD 20 SHS ON 10/29/2008 AT 50 796 THRU DIRRECT TRADING INSTITUTIONAL INC COMMISSIONS PAID 0 80 EXPENSES PAID 0 01	1,015 11		993 75-	21 36

NOVEMBER 01, 2008 TO OCTOBER 31, 2009

ACCOUNT NAME: MAY EMMA HOYT FOUNDATION - COMPOSITE  
ACCOUNT NUMBER: M00356

## TRANSACTION DETAIL ( CONTINUED )

DATE	DESCRIPTION	PRINCIPAL CASH	INCOME CASH	COST	GAIN / LOSS
11/14/08	SOLD 10 SHS ON 11/11/2008 AT 55 5859 THRU INSTINET COMMISSIONS PAID 0 40	555 46		496 87-	58 59
01/16/09	SOLD 40 SHS ON 01/13/2009 AT 56 6031 THRU INSTINET COMMISSIONS PAID 1 60 EXPENSES PAID 0 02	2,262 51		1,625.90-	636 61
03/17/09	SOLD 40 SHS ON 03/12/2009 AT 45.53 THRU DIRRECT TRADING INSTITUTIONAL INC COMMISSIONS PAID 1 60 EXPENSES PAID 0 02	1,819 58		1,505 37-	314 21
	<b>754212108</b> <b>RAVEN INDUSTRIES INC</b>				
03/17/09	SOLD 85 SHS ON 03/12/2009 AT 18 36 THRU DIRRECT TRADING INSTITUTIONAL INC COMMISSIONS PAID 3 40 EXPENSES PAID 0 01	1,557 19		2,777 59-	1,220 40-
	<b>755111507</b> <b>RAYTHEON COMPANY</b>				
03/17/09	SOLD 98 SHS ON 03/12/2009 AT 35 14 THRU DIRRECT TRADING INSTITUTIONAL INC COMMISSIONS PAID 3.92 EXPENSES PAID 0 02	3,439.78		5,063 05-	1,623 27-
04/27/09	SOLD 114 SHS ON 04/22/2009 AT 41 4577 THRU DIRRECT TRADING INSTITUTIONAL INC COMMISSIONS PAID 4 56 EXPENSES PAID 0 12	4,721 49		5,889 67-	1,168 18-
	<b>756255105</b> <b>RECKITT BENCKISER GROUP ADR</b>				
03/17/09	SOLD 1,601 SHS ON 03/12/2009 AT 7 12 THRU DIRRECT TRADING INSTITUTIONAL INC COMMISSIONS PAID 64.04 EXPENSES PAID 0 07	11,335 01		13,988 74-	2,653 73-
	<b>771195104</b> <b>ROCHE HLDG LTD SPONSORED ADR</b>				
12/15/08	SOLD 164 SHS ON 12/10/2008 AT 70 2894 THRU INSTINET COMMISSIONS PAID 6 56 EXPENSES PAID 0 07	11,520 83		14,031 97-	2,511 14-
02/03/09	SOLD 313 SHS ON 01/29/2009 AT 35 3306 THRU INSTINET COMMISSIONS PAID 12 52 EXPENSES PAID 0 06	11,045 90		14,512 52-	3,466 62-
03/17/09	SOLD 502 SHS ON 03/12/2009 AT 30 05 THRU DIRRECT TRADING INSTITUTIONAL INC COMMISSIONS PAID 20 08 EXPENSES PAID 0.09	15,064 93		14,216 50-	848 43

NOVEMBER 01, 2008 TO OCTOBER 31, 2009

ACCOUNT NAME: MAY EMMA HOYT FOUNDATION - COMPOSITE  
ACCOUNT NUMBER: M00356

## TRANSACTION DETAIL ( CONTINUED )

DATE	DESCRIPTION	PRINCIPAL CASH	INCOME CASH	COST	GAIN / LOSS
03/19/09	SOLD 111 SHS ON 03/16/2009 AT 30 9219 THRU INSTINET COMMISSIONS PAID 4 44 EXPENSES PAID 0 02	3,427 87		2,739 20-	688 67
	<b>775109200</b>				
11/07/08	<b>ROGERS COMMUNICATIONS INC CL B</b> SOLD 607 SHS ON 11/04/2008 AT 31.4559 THRU INSTINET COMMISSIONS PAID 24 28 EXPENSES PAID 0 11	19,069 34		13,993 12-	5,076 22
03/17/09	SOLD 531 SHS ON 03/12/2009 AT 21 41 THRU DIRRECT TRADING INSTITUTIONAL INC COMMISSIONS PAID 21 24 EXPENSES PAID 0.07	11,347 40		17,028.32-	5,680 92-
08/25/09	SOLD 121 SHS ON 08/20/2009 AT 27.2679 THRU INSTINET COMMISSIONS PAID 4 84 EXPENSES PAID 0 09	3,294 48		2,246.04-	1,048 44
08/26/09	SOLD 134 SHS ON 08/21/2009 AT 27 4152 THRU INSTINET COMMISSIONS PAID 5 36 EXPENSES PAID 0 10	3,668 17		2,487 36-	1,180 81
08/27/09	SOLD 230 SHS ON 08/24/2009 AT 27.5338 THRU INSTINET COMMISSIONS PAID 9 20 EXPENSES PAID 0 16	6,323 41		4,269 34-	2,054 07
08/28/09	SOLD 110 SHS ON 08/25/2009 AT 27 5714 THRU INSTINET COMMISSIONS PAID 4 40 EXPENSES PAID 0 08	3,028 38		2,041 86-	986 52
	<b>781258108</b>				
03/17/09	<b>RUDDICK CORP</b> SOLD 40 SHS ON 03/12/2009 AT 20 88 THRU DIRRECT TRADING INSTITUTIONAL INC COMMISSIONS PAID 1 60 EXPENSES PAID 0 01	833 59		678 80-	154 79
	<b>784117103</b>				
03/17/09	<b>SEI INVESTMENTS COMPANY</b> SOLD 505 SHS ON 03/12/2009 AT 10 59 THRU DIRRECT TRADING INSTITUTIONAL INC COMMISSIONS PAID 20 20 EXPENSES PAID 0 03	5,327 72		11,967 37-	6,639 65-
04/20/09	SOLD 180 SHS ON 04/15/2009 AT 14 28 THRU DIRRECT TRADING INSTITUTIONAL INC COMMISSIONS PAID 7 20 EXPENSES PAID 0 07	2,563 13		2,409 30-	153 83

NOVEMBER 01, 2008 TO OCTOBER 31, 2009

ACCOUNT NAME: MAY EMMA HOYT FOUNDATION - COMPOSITE  
ACCOUNT NUMBER: M00356

## TRANSACTION DETAIL ( CONTINUED )

DATE	DESCRIPTION	PRINCIPAL CASH	INCOME CASH	COST	GAIN / LOSS
04/30/09	SOLD 355 SHS ON 04/27/2009 AT 13 9522 THRU INSTINET COMMISSIONS PAID 14 20 EXPENSES PAID 0 12	4,938 71		4,751 67-	187 04
	<b>78572M105</b>				
	<b>SABMILLER PLC</b>				
12/24/08	SOLD 677 SHS ON 12/19/2008 AT 17 2528 THRU INSTINET COMMISSIONS PAID 27 08 EXPENSES PAID 0 07	11,652 99		17,361 87-	5,708 88-
	<b>78572M105</b>				
	<b>SABMILLER PLC</b>				
03/17/09	SOLD 810 SHS ON 03/12/2009 AT 12 88 THRU DIRRECT TRADING INSTITUTIONAL INC COMMISSIONS PAID 32 40 EXPENSES PAID 0 06	10,400 34		16,925 69-	6,525 35-
	<b>78572M105</b>				
	<b>SABMILLER PLC</b>				
09/15/09	SOLD 272 SHS ON 09/10/2009 AT 24 0475 THRU INSTINET COMMISSIONS PAID 10 88 EXPENSES PAID 0 17	6,529 87		5,342 69-	1,187 18
	<b>786514208</b>				
	<b>SAFEWAY INC</b>				
12/09/08	SOLD 503 SHS ON 12/04/2008 AT 21 4665 THRU DIRRECT TRADING INSTITUTIONAL INC COMMISSIONS PAID 20 12 EXPENSES PAID 0 06	10,777 47		16,065 27-	5,287 80-
	<b>790849103</b>				
	<b>ST JUDE MEDICAL INC</b>				
03/17/09	SOLD 375 SHS ON 03/12/2009 AT 34 79 THRU DIRRECT TRADING INSTITUTIONAL INC COMMISSIONS PAID 15 00 EXPENSES PAID 0 08	13,031 17		14,942 29-	1,911 12-
	<b>790849103</b>				
	<b>ST JUDE MEDICAL INC</b>				
03/25/09	SOLD 40 SHS ON 03/20/2009 AT 36 81 THRU DIRRECT TRADING INSTITUTIONAL INC COMMISSIONS PAID 1 60 EXPENSES PAID 0 01	1,470 79		1,593 85-	123 06-
	<b>79546E104</b>				
	<b>SALLY BEAUTY CO INC</b>				
03/17/09	SOLD 190 SHS ON 03/12/2009 AT 4 61 THRU DIRRECT TRADING INSTITUTIONAL INC COMMISSIONS PAID 7 60 EXPENSES PAID 0 01	868 29		1,800 22-	931 93-
	<b>803054204</b>				
	<b>SAP AG-SPONSORED ADR</b>				
03/17/09	SOLD 580 SHS ON 03/12/2009 AT 33 44 THRU DIRRECT TRADING INSTITUTIONAL INC COMMISSIONS PAID 23 20 EXPENSES PAID 0 11	19,371 89		31,035 59-	11,663 70-



NOVEMBER 01, 2008 TO OCTOBER 31, 2009

ACCOUNT NAME: MAY EMMA HOYT FOUNDATION - COMPOSITE  
ACCOUNT NUMBER: M00356

## TRANSACTION DETAIL ( CONTINUED )

DATE	DESCRIPTION	PRINCIPAL CASH	INCOME CASH	COST	GAIN / LOSS
04/28/09	SOLD 120 SHS ON 04/23/2009 AT 39 7677 THRU INSTINET COMMISSIONS PAID 4 80 EXPENSES PAID 0 12	4,767 20		6,243 45-	1,476 25-
	<b>806037107</b>				
	<b>SCANSOURCE INC</b>				
11/25/08	SOLD 50 SHS ON 11/20/2008 AT 15 9172 THRU DIRRECT TRADING INSTITUTIONAL INC COMMISSIONS PAID 2 00 EXPENSES PAID 0 01	793 85		1,135 42-	341 57-
03/17/09	SOLD 90 SHS ON 03/12/2009 AT 15.59 THRU DIRRECT TRADING INSTITUTIONAL INC COMMISSIONS PAID 3 60 EXPENSES PAID 0 01	1,399 49		1,950 19-	550.70-
07/27/09	SOLD 30 SHS ON 07/22/2009 AT 27 7413 THRU INSTINET COMMISSIONS PAID 1.20 EXPENSES PAID 0 02	831 02		754 56-	76 46
	<b>806605101</b>				
	<b>SCHERING-PLOUGH CORP</b>				
03/17/09	SOLD 355 SHS ON 03/12/2009 AT 22.30 THRU DIRRECT TRADING INSTITUTIONAL INC COMMISSIONS PAID 14 20 EXPENSES PAID 0 05	7,902 25		8,052 96-	150 71-
04/13/09	SOLD 266 SHS ON 04/07/2009 AT 23 21 THRU INSTINET COMMISSIONS PAID 10 64 EXPENSES PAID 0 16	6,163 06		5,701 79-	461 27
04/27/09	SOLD 108 SHS ON 04/22/2009 AT 21 6505 THRU DIRRECT TRADING INSTITUTIONAL INC COMMISSIONS PAID 4 32 EXPENSES PAID 0 06	2,333 87		2,213 84-	120 03
05/19/09	SOLD 138 SHS ON 05/14/2009 AT 23 5956 THRU DIRRECT TRADING INSTITUTIONAL INC COMMISSIONS PAID 5 52 EXPENSES PAID 0 08	3,250 59		2,828 79-	421 80
	<b>806857108</b>				
	<b>SCHLUMBERGER LTD</b>				
01/27/09	SOLD 237 SHS ON 01/22/2009 AT 37.7238 THRU DIRRECT TRADING INSTITUTIONAL INC COMMISSIONS PAID 9 48 EXPENSES PAID 0 05	8,931 01		14,445 93-	5,514 92-
03/17/09	SOLD 261 SHS ON 03/12/2009 AT 38 53 THRU DIRRECT TRADING INSTITUTIONAL INC COMMISSIONS PAID 10 44 EXPENSES PAID 0 06	10,045 83		23,280 46-	13,234 63-

NOVEMBER 01, 2008 TO OCTOBER 31, 2009

ACCOUNT NAME: MAY EMMA HOYT FOUNDATION - COMPOSITE  
ACCOUNT NUMBER: M00356**TRANSACTION DETAIL ( CONTINUED )**

DATE	DESCRIPTION	PRINCIPAL CASH	INCOME CASH	COST	GAIN / LOSS
03/17/09	SOLD 270 SHS ON 03/12/2009 AT 38 6263 THRU DIRRECT TRADING INSTITUTIONAL INC COMMISSIONS PAID 10 80 EXPENSES PAID 0.06	10,418 24		21,881 50-	11,463 26-
	<b>808513105</b>				
03/17/09	<b>SCHWAB (CHARLES) CORP</b> SOLD 980 SHS ON 03/12/2009 AT 13 29 THRU DIRRECT TRADING INSTITUTIONAL INC COMMISSIONS PAID 39 20 EXPENSES PAID 0.08	12,984 92		20,685 25-	7,700 33-
04/21/09	SOLD 240 SHS ON 04/16/2009 AT 17 00 THRU DIRRECT TRADING INSTITUTIONAL INC COMMISSIONS PAID 9 60 EXPENSES PAID 0 10	4,070 30		4,306 67-	236 37-
05/20/09	SOLD 140 SHS ON 05/15/2009 AT 16 9771 THRU DIRRECT TRADING INSTITUTIONAL INC COMMISSIONS PAID 5 60 EXPENSES PAID 0 06	2,371 13		2,495 94-	124 81-
10/15/09	SOLD 200 SHS ON 10/09/2009 AT 19 44 THRU DIRRECT TRADING INSTITUTIONAL INC COMMISSIONS PAID 8 00 EXPENSES PAID 0 10	3,879 90		3,565 62-	314 28
	<b>817565104</b>				
03/17/09	<b>SERVICE CORP INTERNATIONAL W/1 RT/SH</b> SOLD 740 SHS ON 03/12/2009 AT 2 69 THRU DIRRECT TRADING INSTITUTIONAL INC COMMISSIONS PAID 29 60 EXPENSES PAID 0 02	1,960.98		5,984 23-	4,023 25-
	<b>824596100</b>				
11/21/08	<b>SHINHAN FINANCIAL GRP -ADR</b> SOLD 145 SHS ON 11/18/2008 AT 43 1411 THRU INSTINET COMMISSIONS PAID 5 80 EXPENSES PAID 0 03	6,249 63		13,271 04-	7,021 41-
11/25/08	SOLD 199 SHS ON 11/19/2008 AT 40 002 THRU INSTINET CLEARING SERVICES, INC COMMISSIONS PAID 7 96 EXPENSES PAID 0 05	7,952 39		21,040 86-	13,088 47-
	<b>828806109</b>				
01/22/09	<b>SIMON PROPERTY GROUP INC</b> SOLD 231 SHS ON 01/16/2009 AT 44 9983 THRU DIRRECT TRADING INSTITUTIONAL INC COMMISSIONS PAID 9 24 EXPENSES PAID 0 06	10,385 31		22,970 64-	12,585 33-

NOVEMBER 01, 2008 TO OCTOBER 31, 2009

ACCOUNT NAME: MAY EMMA HOYT FOUNDATION - COMPOSITE  
ACCOUNT NUMBER: M00356

## TRANSACTION DETAIL ( CONTINUED )

DATE	DESCRIPTION	PRINCIPAL CASH	INCOME CASH	COST	GAIN / LOSS
	<b>829073105</b>				
	<b>SIMPSON MANUFACTURING CO INC</b>				
03/17/09	SOLD 25 SHS ON 03/12/2009 AT 14 70 THRU DIRRECT TRADING INSTITUTIONAL INC COMMISSIONS PAID 1.00 EXPENSES PAID 0 01	366 49		438 00-	71 51-
	<b>830879102</b>				
	<b>SKYWEST INC</b>				
03/17/09	SOLD 90 SHS ON 03/12/2009 AT 10 86 THRU DIRRECT TRADING INSTITUTIONAL INC COMMISSIONS PAID 3 60 EXPENSES PAID 0 01	973 79		2,349 94-	1,376 15-
05/13/09	SOLD 135 SHS ON 05/08/2009 AT 12 4107 THRU INSTINET COMMISSIONS PAID 5 40 EXPENSES PAID 0.05	1,669 99		2,744 41-	1,074 42-
	<b>83175M205</b>				
	<b>SMITH &amp; NEPHEW PLC -SPON ADR</b>				
03/17/09	SOLD 391 SHS ON 03/12/2009 AT 31 8649 THRU DIRRECT TRADING INSTITUTIONAL INC COMMISSIONS PAID 15 64 EXPENSES PAID 0 07	12,443.47		21,432 10-	8,988.63-
09/16/09	SOLD 65 SHS ON 09/11/2009 AT 47 5221 THRU INSTINET COMMISSIONS PAID 2 60 EXPENSES PAID 0 08	3,086 25		3,502 23-	415 98-
	<b>835451105</b>				
	<b>SONIC CORP</b>				
03/17/09	SOLD 345 SHS ON 03/12/2009 AT 7 8029 THRU DIRRECT TRADING INSTITUTIONAL INC COMMISSIONS PAID 13 80 EXPENSES PAID 0 02	2,678 18		6,057 05-	3,378 87-
04/16/09	SOLD 85 SHS ON 04/13/2009 AT 10.8951 THRU INSTINET COMMISSIONS PAID 3 40 EXPENSES PAID 0 03	922 65		1,363.83-	441 18-
06/12/09	SOLD 35 SHS ON 06/09/2009 AT 9 438 THRU INSTINET COMMISSIONS PAID 1 40 EXPENSES PAID 0 01	328 92		657 12-	328 20-
	<b>84265V105</b>				
	<b>SOUTHERN COPPER CORP</b>				
10/30/09	SOLD 155 SHS ON 10/27/2009 AT 33 6768 THRU INSTINET COMMISSIONS PAID 6 20 EXPENSES PAID 0 14	5,213 56		4,342 26-	871 30

NOVEMBER 01, 2008 TO OCTOBER 31, 2009

ACCOUNT NAME: MAY EMMA HOYT FOUNDATION - COMPOSITE  
ACCOUNT NUMBER: M00356

## TRANSACTION DETAIL ( CONTINUED )

DATE	DESCRIPTION	PRINCIPAL CASH	INCOME CASH	COST	GAIN / LOSS
	<b>855030102</b>				
	<b>STAPLES INC W/1 RT/SHS</b>				
03/17/09	SOLD 272 SHS ON 03/12/2009 AT 16 33 THRU DIRRECT TRADING INSTITUTIONAL INC COMMISSIONS PAID 10 88 EXPENSES PAID 0 03	4,430 85		6,236 25-	1,805 40-
03/17/09	SOLD 1,095 SHS ON 03/12/2009 AT 15 93 THRU DIRRECT TRADING INSTITUTIONAL INC COMMISSIONS PAID 43 80 EXPENSES PAID 0 10	17,399 45		25,031 05-	7,631 60-
10/09/09	SOLD 200 SHS ON 10/06/2009 AT 23 00 THRU DIRRECT TRADING INSTITUTIONAL INC COMMISSIONS PAID 8 00 EXPENSES PAID 0 12	4,591 88		4,682 88-	91 00-
	<b>863667101</b>				
	<b>STRYKER CORP</b>				
03/17/09	SOLD 305 SHS ON 03/12/2009 AT 32 63 THRU DIRRECT TRADING INSTITUTIONAL INC COMMISSIONS PAID 12 20 EXPENSES PAID 0 06	9,939 89		20,469 40-	10,529 51-
	<b>867229106</b>				
	<b>SUNCOR ENERGY INC</b>				
01/21/09	SOLD 630 SHS ON 01/15/2009 AT 19 9093 THRU INSTINET COMMISSIONS PAID 25 20 EXPENSES PAID 0 08	12,517 58		33,741 26-	21,223 68-
	<b>867914103</b>				
	<b>SUNTRUST BANKS INC</b>				
09/23/09	SOLD 200 SHS ON 09/18/2009 AT 23 75 THRU DIRRECT TRADING INSTITUTIONAL INC COMMISSIONS PAID 8 00 EXPENSES PAID 0 12	4,741 88		3,150 00-	1,591 88
	<b>870887205</b>				
	<b>SWISS REINSURANCE CO</b>				
01/29/09	SOLD 290 SHS ON 01/26/2009 AT 26 5294 THRU INSTINET COMMISSIONS PAID 11 60 EXPENSES PAID 0 04	7,681 89		22,066 07-	14,384 18-
01/30/09	SOLD 239 SHS ON 01/27/2009 AT 26 2376 THRU INSTINET COMMISSIONS PAID 9 56 EXPENSES PAID 0 04	6,261 19		18,163 78-	11,902 59-
	<b>871829107</b>				
	<b>SYSCO CORP</b>				
03/17/09	SOLD 735 SHS ON 03/12/2009 AT 20 32 THRU DIRRECT TRADING INSTITUTIONAL INC COMMISSIONS PAID 29 40 EXPENSES PAID 0 09	14,905 71		21,934 75-	7,029 04-

NOVEMBER 01, 2008 TO OCTOBER 31, 2009

ACCOUNT NAME: MAY EMMA HOYT FOUNDATION - COMPOSITE  
ACCOUNT NUMBER: M00356

## TRANSACTION DETAIL ( CONTINUED )

DATE	DESCRIPTION	PRINCIPAL CASH	INCOME CASH	COST	GAIN / LOSS
05/21/09	SOLD 140 SHS ON 05/18/2009 AT 22.94 THRU DIRRECT TRADING INSTITUTIONAL INC COMMISSIONS PAID 5 60 EXPENSES PAID 0 08	3,205 92		4,178 05-	972 13-
08/18/09	SOLD 300 SHS ON 08/13/2009 AT 24 71 THRU DIRRECT TRADING INSTITUTIONAL INC COMMISSIONS PAID 12 00 EXPENSES PAID 0 19	7,400 81		8,642 64-	1,241 83-
09/11/09	SOLD 200 SHS ON 09/08/2009 AT 25 7267 THRU DIRRECT TRADING INSTITUTIONAL INC COMMISSIONS PAID 8 00 EXPENSES PAID 0 13	5,137 21		5,675 04-	537 83-
09/21/09	SOLD 225 SHS ON 09/16/2009 AT 25.95 THRU DIRRECT TRADING INSTITUTIONAL INC COMMISSIONS PAID 9 00 EXPENSES PAID 0 15	5,829 60		7,155 37-	1,325 77-
	<b>872540109</b>				
	<b>TJX COMPANIES INC</b>				
03/17/09	SOLD 121 SHS ON 03/12/2009 AT 24 61 THRU DIRRECT TRADING INSTITUTIONAL INC COMMISSIONS PAID 4 84 EXPENSES PAID 0 02	2,972 95		3,220 87-	247 92-
07/31/09	SOLD 78 SHS ON 07/28/2009 AT 35 7742 THRU INSTINET COMMISSIONS PAID 3 12 EXPENSES PAID 0 07	2,787 20		2,076 27-	710 93
	<b>87612E106</b>				
	<b>TARGET CORP</b>				
03/17/09	SOLD 115 SHS ON 03/12/2009 AT 28.21 THRU DIRRECT TRADING INSTITUTIONAL INC COMMISSIONS PAID 4 60 EXPENSES PAID 0 02	3,239 53		4,030 52-	790 99-
	<b>879382208</b>				
	<b>TELEFONICA SA SPON ADR</b>				
01/30/09	SOLD 74 SHS ON 01/27/2009 AT 56 4442 THRU INSTINET COMMISSIONS PAID 2 96 EXPENSES PAID 0 02	4,173 89		4,885 62-	711 73-
02/03/09	SOLD 111 SHS ON 01/29/2009 AT 55 9249 THRU INSTINET COMMISSIONS PAID 4 44 EXPENSES PAID 0 04	6,203 19		7,328 43-	1,125 24-
03/17/09	SOLD 273 SHS ON 03/12/2009 AT 55 60 THRU DIRRECT TRADING INSTITUTIONAL INC COMMISSIONS PAID 10 92 EXPENSES PAID 0 09	15,167 79		18,509 66-	3,341 87-

NOVEMBER 01, 2008 TO OCTOBER 31, 2009

ACCOUNT NAME: MAY EMMA HOYT FOUNDATION - COMPOSITE  
ACCOUNT NUMBER: M00356

## TRANSACTION DETAIL ( CONTINUED )

DATE	DESCRIPTION	PRINCIPAL CASH	INCOME CASH	COST	GAIN / LOSS
	<b>881624209</b>				
	TEVA PHARMACEUTICAL -SP ADR				
12/19/08	SOLD 190 SHS ON 12/16/2008 AT 42.2415 THRU INSTINET COMMISSIONS PAID 7 60 EXPENSES PAID 0 04	8,018 24		6,106 71-	1,911 53
	<b>883556102</b>				
	THERMO FISHER SCIENTIFIC INC				
03/17/09	SOLD 75 SHS ON 03/12/2009 AT 44 3669 THRU INSTINET COMMISSIONS PAID 3 00 EXPENSES PAID 0.02	3,324 50		2,394 21-	930 29
	<b>887317105</b>				
	TIME WARNER INC COMMON STOCK				
03/17/09	SOLD 747 SHS ON 03/12/2009 AT 44 443 THRU DIRRECT TRADING INSTITUTIONAL INC COMMISSIONS PAID 29 88 EXPENSES PAID 0 19	33,168 85		23,352 92-	9,815 93
	<b>887317303</b>				
	TIME WARNER INC				
03/17/09	SOLD 76 SHS ON 03/12/2009 AT 33 80 THRU DIRRECT TRADING INSTITUTIONAL INC COMMISSIONS PAID 3 04 EXPENSES PAID 0 02	2,565 74		2,274 59-	291 15
	<b>887317105</b>				
	TIME WARNER INC COMMON STOCK				
03/17/09	SOLD 481 SHS ON 03/12/2009 AT 8 29 THRU DIRRECT TRADING INSTITUTIONAL INC COMMISSIONS PAID 19 24 EXPENSES PAID 0 03	3,968 22		6,877 29-	2,909 07-
	<b>887317303</b>				
	TIME WARNER INC				
04/20/09	SOLD 334 SHS ON 04/20/2009 AT 21 84 CASH IN LIEU OF FRACTIONAL SHARE	7 29		10 78-	3 49-
	<b>88732J207</b>				
	TIME WARNER CABLE INC NEW				
06/25/09	SOLD 80 SHS ON 06/22/2009 AT 24 3009 THRU DIRRECT TRADING INSTITUTIONAL INC COMMISSIONS PAID 3.20 EXPENSES PAID 0 05	1,940 82		2,581 06-	640 24-
	<b>88732J207</b>				
	TIME WARNER CABLE INC NEW				
07/10/09	SOLD 186 SHS ON 07/07/2009 AT 23 8123 THRU DIRRECT TRADING INSTITUTIONAL INC COMMISSIONS PAID 7 44 EXPENSES PAID 0 12	4,421 53		6,000 98-	1,579 45-
	<b>88732J207</b>				
	TIME WARNER CABLE INC NEW				
04/13/09	SOLD 66 SHS ON 04/07/2009 AT 26.1554 THRU INSTINET COMMISSIONS PAID 2 64 EXPENSES PAID 0 04	1,723 58		2,795 12-	1,071 54-
	<b>88732J207</b>				
	TIME WARNER CABLE INC NEW				
04/21/09	SOLD .852 SHS ON 04/21/2009 AT 000000 CASH IN LIEU OF FRACTIONS ON SPINOFF	21 66		36 08-	14 42-

NOVEMBER 01, 2008 TO OCTOBER 31, 2009

ACCOUNT NAME: MAY EMMA HOYT FOUNDATION - COMPOSITE  
ACCOUNT NUMBER: M00356

## TRANSACTION DETAIL ( CONTINUED )

DATE	DESCRIPTION	PRINCIPAL CASH	INCOME CASH	COST	GAIN / LOSS
	<b>89151E109</b>				
	TOTAL FINA ELF S A SPONSORED ADR				
03/17/09	SOLD 304 SHS ON 03/12/2009 AT 48 41 THRU DIRRECT TRADING INSTITUTIONAL INC COMMISSIONS PAID 12 16 EXPENSES PAID 0 09	14,704 39		24,811 00-	10,106 61-
03/17/09	SOLD 216 SHS ON 03/12/2009 AT 49 47 THRU DIRRECT TRADING INSTITUTIONAL INC COMMISSIONS PAID 8 64 EXPENSES PAID 0 06	10,676 82		11,315 61-	638 79-
05/05/09	SOLD 344 SHS ON 04/30/2009 AT 49 7776 THRU INSTINET COMMISSIONS PAID 13 76 EXPENSES PAID 0 44	17,109 29		27,972 98-	10,863 69-
10/13/09	SOLD 95 SHS ON 10/07/2009 AT 58 6528 THRU DIRRECT TRADING INSTITUTIONAL INC COMMISSIONS PAID 3 80 EXPENSES PAID 0 14	5,568 07		5,051 45-	516 62
	<b>892331307</b>				
	TOYOTA MTR LTD COM 2 ADR				
11/04/08	SOLD 100 SHS ON 10/30/2008 AT 74 9404 THRU INSTINET COMMISSIONS PAID 4 00 EXPENSES PAID 0 04	7,490 00		12,435 96-	4,945 96-
11/13/08	SOLD 220 SHS ON 11/07/2008 AT 68 415 THRU INSTINET COMMISSIONS PAID 8 80 EXPENSES PAID 0 09	15,042 41		25,723 15-	10,680 74-
03/17/09	SOLD 210 SHS ON 03/12/2009 AT 59 20 THRU DIRRECT TRADING INSTITUTIONAL INC COMMISSIONS PAID 8 40 EXPENSES PAID 0 07	12,423 53-		21,295 36-	8,871 83-
	<b>89417E109</b>				
	TRAVELERS COS INC				
11/03/08	SOLD 120 SHS ON 10/29/2008 AT 41 9183 THRU DIRRECT TRADING INSTITUTIONAL INC COMMISSIONS PAID 4 80 EXPENSES PAID 0 03	5,025 37		5,006 03-	19 34
12/24/08	SOLD 75 SHS ON 12/19/2008 AT 43 8797 THRU DIRRECT TRADING INSTITUTIONAL INC COMMISSIONS PAID 3 00 EXPENSES PAID 0 02	3,287 96		3,128 77-	159 19
03/17/09	SOLD 337 SHS ON 03/12/2009 AT 37 12 THRU DIRRECT TRADING INSTITUTIONAL INC COMMISSIONS PAID 13 48 EXPENSES PAID 0 08	12,495 88		14,058 59-	1,562 71-

NOVEMBER 01, 2008 TO OCTOBER 31, 2009

ACCOUNT NAME: MAY EMMA HOYT FOUNDATION - COMPOSITE  
ACCOUNT NUMBER: M00356

## TRANSACTION DETAIL ( CONTINUED )

DATE	DESCRIPTION	PRINCIPAL CASH	INCOME CASH	COST	GAIN / LOSS
05/01/09	SOLD 77 SHS ON 04/28/2009 AT 41 3072 THRU INSTINET COMMISSIONS PAID 3 08 EXPENSES PAID 0 08	3,177 50		3,212 20-	34 70-
05/19/09	SOLD 127 SHS ON 05/14/2009 AT 39 8805 THRU DIRRECT TRADING INSTITUTIONAL INC COMMISSIONS PAID 5 08 EXPENSES PAID 0 13	5,059 61		5,298 05-	238 44-
08/12/09	SOLD 93 SHS ON 08/07/2009 AT 47 728 THRU INSTINET COMMISSIONS PAID 3 72 EXPENSES PAID 0 11	4,434 88		4,579 32-	144 44-
03/17/09	<b>900111204</b> TURKCELL ILETISIM HIZMET ADR SOLD 1,434 SHS ON 03/12/2009 AT 11 85 THRU DIRRECT TRADING INSTITUTIONAL INC COMMISSIONS PAID 57 36 EXPENSES PAID 0.10	16,935 44		27,579 52-	10,644 08-
08/17/09	SOLD 200 SHS ON 08/12/2009 AT 15 9887 THRU INSTINET COMMISSIONS PAID 8 00 EXPENSES PAID 0 09	3,189 65		3,799 46-	609 81-
02/26/09	<b>902653104</b> UDR INC SOLD 225 SHS ON 02/25/2009 AT 9 7778 CASH IN LEIU OF FRACTIONS	2 20		4 48-	2 28-
03/17/09	SOLD 1,240 SHS ON 03/12/2009 AT 8 53 THRU DIRRECT TRADING INSTITUTIONAL INC COMMISSIONS PAID 49 60 EXPENSES PAID 0 06	10,527 54		24,675 38-	14,147 84-
11/13/08	<b>902911106</b> UST INC SOLD 500 SHS ON 11/07/2008 AT 68 534 THRU DIRRECT TRADING INSTITUTIONAL INC COMMISSIONS PAID 20.00 EXPENSES PAID 0 20	34,246 80		22,310 00-	11,936 80
12/26/08	SOLD 450 SHS ON 12/22/2008 AT 68 76 THRU INSTINET COMMISSIONS PAID 18 00 EXPENSES PAID 0 17	30,923 83		15,906 00-	15,017 83
12/09/08	<b>902973304</b> U S BANCORP SOLD 238 SHS ON 12/04/2008 AT 26 6942 THRU DIRRECT TRADING INSTITUTIONAL INC COMMISSIONS PAID 9 52 EXPENSES PAID 0 04	6,343 66		8,300 72-	1,957 06-
01/27/09	SOLD 349 SHS ON 01/22/2009 AT 14 5613 THRU DIRRECT TRADING INSTITUTIONAL INC COMMISSIONS PAID 13.96 EXPENSES PAID 0 03	5,067 90		11,513 47-	6,445 57-



NOVEMBER 01, 2008 TO OCTOBER 31, 2009

ACCOUNT NAME: MAY EMMA HOYT FOUNDATION - COMPOSITE  
ACCOUNT NUMBER: M00356

## TRANSACTION DETAIL ( CONTINUED )

DATE	DESCRIPTION	PRINCIPAL CASH	INCOME CASH	COST	GAIN / LOSS
02/02/09	SOLD 519 SHS ON 01/28/2009 AT 15 1573 THRU DIRRECT TRADING INSTITUTIONAL INC COMMISSIONS PAID 20 76 EXPENSES PAID 0 04	7,845 84		17,121 76-	9,275 92-
	<b>911312106</b>				
	<b>UPS</b>				
03/17/09	SOLD 360 SHS ON 03/12/2009 AT 42 90 THRU DIRRECT TRADING INSTITUTIONAL INC COMMISSIONS PAID 14 40 EXPENSES PAID 0 09	15,429 51		19,682.35-	4,252 84-
10/09/09	SOLD 50 SHS ON 10/06/2009 AT 55 81 THRU DIRRECT TRADING INSTITUTIONAL INC COMMISSIONS PAID 2 00 EXPENSES PAID 0 07	2,788 43		2,736 14-	52 29
	<b>912810FP8</b>				
	<b>US TREASURY BOND 5.375%</b>				
	<b>02/15/2031</b>				
06/30/09	SOLD 10,000 UNITS ON 06/26/2009 AT 114 4059 THRU CITIGROUP GLOBAL MARKETS INC/SALOMON BROTHERS	11,440 59		11,435 80-	4 79
	<b>912828HH6</b>				
	<b>US TREASURY 4.25% 11/15/2017</b>				
10/23/09	SOLD 10,000 UNITS ON 10/21/2009 AT 107.2965 THRU DEUTSCHE BANC ALEX BROWN INSTIT FIX INC	10,729 65		10,558.54-	171 11
	<b>912828HQ6</b>				
	<b>US TREASURY 2.875% 01/31/2013</b>				
07/06/09	SOLD 15,000 UNITS ON 07/01/2009 AT 103 4687 THRU CHASE SECURITIES, INC	15,520 26		15,495 83-	24 43
07/13/09	SOLD 10,000 UNITS ON 07/10/2009 AT 104 3125 THRU CHASE SECURITIES, INC	10,431 22		10,328 28-	102 94
	<b>912828JA9</b>				
	<b>US TREASURY 2.625% 05/31/2010</b>				
10/23/09	SOLD 20,000 UNITS ON 10/21/2009 AT 101 4372 THRU BARCLAYS CAPITAL INC FIXED INCOME	20,287 43		20,263 26-	24 17
	<b>913017109</b>				
	<b>UNITED TECHNOLOGIES CORP</b>				
11/25/08	SOLD 100 SHS ON 11/20/2008 AT 44 90 THRU DIRRECT TRADING INSTITUTIONAL INC COMMISSIONS PAID 4 00 EXPENSES PAID 0 03	4,485 97		7,201 76-	2,715 79-
03/17/09	SOLD 292 SHS ON 03/12/2009 AT 41 92 THRU DIRRECT TRADING INSTITUTIONAL INC COMMISSIONS PAID 11 68 EXPENSES PAID 0.07	12,228 89		21,029 14-	8,800 25-

NOVEMBER 01, 2008 TO OCTOBER 31, 2009

ACCOUNT NAME: MAY EMMA HOYT FOUNDATION - COMPOSITE  
ACCOUNT NUMBER: M00356

## TRANSACTION DETAIL ( CONTINUED )

DATE	DESCRIPTION	PRINCIPAL CASH	INCOME CASH	COST	GAIN / LOSS
05/19/09	SOLD 36 SHS ON 05/14/2009 AT 51 67 THRU DIRRECT TRADING INSTITUTIONAL INC COMMISSIONS PAID 1 44 EXPENSES PAID 0 05	1,858 63		2,592 63-	734 00-
	<b>91324P102</b>				
03/17/09	UNITEDHEALTH GROUP INC SOLD 123 SHS ON 03/12/2009 AT 20 46 THRU DIRRECT TRADING INSTITUTIONAL INC COMMISSIONS PAID 4 92 EXPENSES PAID 0 02	2,511 64		2,276 15-	235.49
07/31/09	SOLD 95 SHS ON 07/28/2009 AT 29 0964 THRU INSTINET COMMISSIONS PAID 3 80 EXPENSES PAID 0 07	2,760 29		2,673 29-	87 00
10/06/09	SOLD 62 SHS ON 10/01/2009 AT 24 81 THRU DIRRECT TRADING INSTITUTIONAL INC COMMISSIONS PAID 2 48 EXPENSES PAID 0 04	1,535.70		1,757 15-	221 45-
	<b>91359E105</b>				
12/16/08	UNIVERSAL HLTH REALTY INCOME TR SOLD 30 SHS ON 12/11/2008 AT 32.00 THRU DIRRECT TRADING INSTITUTIONAL INC COMMISSIONS PAID 1 20 EXPENSES PAID 0 01	958.79		1,151 70-	192 91-
03/17/09	SOLD 50 SHS ON 03/12/2009 AT 26 93 THRU DIRRECT TRADING INSTITUTIONAL INC COMMISSIONS PAID 2 00 EXPENSES PAID 0 01	1,344 49		1,758 60-	414 11-
	<b>922031307</b>				
11/06/08	VANGUARD GNMA FUND - INVESTOR SHARES SOLD 24,132 332 SHS ON 11/05/2008 AT 10 32	249,045.67		250,000 00-	954 33-
	<b>92343V104</b>				
03/17/09	VERIZON COMMUNICATIONS SOLD 290 SHS ON 03/12/2009 AT 27 73 THRU DIRRECT TRADING INSTITUTIONAL INC COMMISSIONS PAID 11 60 EXPENSES PAID 0 05	8,030 05		12,704 42-	4,674 37-
03/17/09	SOLD 477 SHS ON 03/12/2009 AT 28 13 THRU DIRRECT TRADING INSTITUTIONAL INC COMMISSIONS PAID 19 08 EXPENSES PAID 0 08	13,398.85		18,182 51-	4,783 66-
05/19/09	SOLD 97 SHS ON 05/14/2009 AT 30 04 THRU DIRRECT TRADING INSTITUTIONAL INC COMMISSIONS PAID 3 88 EXPENSES PAID 0 07	2,909 93		3,697 20-	787.27-

NOVEMBER 01, 2008 TO OCTOBER 31, 2009

ACCOUNT NAME: MAY EMMA HOYT FOUNDATION - COMPOSITE  
ACCOUNT NUMBER: M00356

## TRANSACTION DETAIL ( CONTINUED )

DATE	DESCRIPTION	PRINCIPAL CASH	INCOME CASH	COST	GAIN / LOSS
	<b>925458101</b>				
	<b>VESTAS WIND SYSTEMS- UNSP ADR</b>				
03/17/09	SOLD 601 SHS ON 03/12/2009 AT 13 5999 THRU DIRRECT TRADING INSTITUTIONAL INC COMMISSIONS PAID 24 04 EXPENSES PAID 0 05	8,149 45		24,517 09-	16,367 64-
	<b>92857W209</b>				
	<b>VODAFONE GROUP PLC</b>				
01/26/09	SOLD 518 SHS ON 01/21/2009 AT 18 4336 THRU INSTINET COMMISSIONS PAID 20 72 EXPENSES PAID 0 06	9,527 82		12,879 90-	3,352 08-
03/17/09	SOLD 824 SHS ON 03/12/2009 AT 16 25 THRU DIRRECT TRADING INSTITUTIONAL INC COMMISSIONS PAID 32 96 EXPENSES PAID 0 08	13,356 96		13,155 91-	201 05
05/29/09	SOLD 873 SHS ON 05/26/2009 AT 18 7871 THRU INSTINET COMMISSIONS PAID 34 92 EXPENSES PAID 0 42	16,365 80		22,534.52-	6,168 72-
	<b>929160109</b>				
	<b>VULCAN MATERIALS CO W/1 RT/SH</b>				
03/17/09	SOLD 150 SHS ON 03/12/2009 AT 36 10 THRU DIRRECT TRADING INSTITUTIONAL INC COMMISSIONS PAID 6 00 EXPENSES PAID 0 04	5,408 96		8,274 16-	2,865 20-
03/17/09	SOLD 215 SHS ON 03/12/2009 AT 36 13 THRU DIRRECT TRADING INSTITUTIONAL INC COMMISSIONS PAID 8 60 EXPENSES PAID 0 05	7,759 30		15,013 24-	7,253 94-
	<b>931142103</b>				
	<b>WAL-MART STORES INC</b>				
11/07/08	SOLD 250 SHS ON 11/04/2008 AT 56 116 THRU DIRRECT TRADING INSTITUTIONAL INC COMMISSIONS PAID 10 00 EXPENSES PAID 0 08	14,018 92		12,831 13-	1,187 79
01/07/09	SOLD 100 SHS ON 01/02/2009 AT 57 18 THRU DIRRECT TRADING INSTITUTIONAL INC COMMISSIONS PAID 4 00 EXPENSES PAID 0 03	5,713 97		5,132 45-	581 52
03/17/09	SOLD 96 SHS ON 03/12/2009 AT 49 07 THRU DIRRECT TRADING INSTITUTIONAL INC COMMISSIONS PAID 3 84 EXPENSES PAID 0 03	4,706 85		5,298 52-	591 67-
03/17/09	SOLD 280 SHS ON 03/12/2009 AT 48 92 THRU DIRRECT TRADING INSTITUTIONAL INC COMMISSIONS PAID 11 20 EXPENSES PAID 0 08	13,686 32		14,370 86-	684 54-

NOVEMBER 01, 2008 TO OCTOBER 31, 2009

ACCOUNT NAME: MAY EMMA HOYT FOUNDATION - COMPOSITE  
ACCOUNT NUMBER: M00356**TRANSACTION DETAIL ( CONTINUED )**

DATE	DESCRIPTION	PRINCIPAL CASH	INCOME CASH	COST	GAIN / LOSS
	<b>93114W107</b>				
	<b>WALMART DE MEXICO -SPON ADR V</b>				
03/17/09	SOLD 736 SHS ON 03/12/2009 AT 21.95 THRU DIRRECT TRADING INSTITUTIONAL INC COMMISSIONS PAID 29 44 EXPENSES PAID 0 10	16,125 66		20,687 32-	4,561 66-
04/17/09	SOLD 75 SHS ON 04/14/2009 AT 28.0666 THRU INSTINET COMMISSIONS PAID 3 00 EXPENSES PAID 0 05	2,101 94		1,878 68-	223 26
04/27/09	SOLD 117 SHS ON 04/21/2009 AT 29 3131 THRU INSTINET COMMISSIONS PAID 4 68 EXPENSES PAID 0 09	3,424 86		2,905 80-	519 06
	<b>94106L109</b>				
	<b>WASTE MANAGEMENT INC</b>				
03/17/09	SOLD 126 SHS ON 03/12/2009 AT 24 47 THRU DIRRECT TRADING INSTITUTIONAL INC COMMISSIONS PAID 5 04 EXPENSES PAID 0 02	3,078 16		3,695 54-	617 38-
	<b>949746101</b>				
	<b>WELLS FARGO &amp; CO</b>				
02/02/09	SOLD 341 SHS ON 01/28/2009 AT 21 0669 THRU DIRRECT TRADING INSTITUTIONAL INC COMMISSIONS PAID 13 64 EXPENSES PAID 0 04	7,170 13		9,459 61-	2,289 48-
03/17/09	SOLD 410 SHS ON 03/12/2009 AT 12 27 THRU DIRRECT TRADING INSTITUTIONAL INC COMMISSIONS PAID 16 40 EXPENSES PAID 0 03	5,014 27		12,937.55-	7,923 28-
03/17/09	SOLD 591 SHS ON 03/12/2009 AT 13 81 THRU DIRRECT TRADING INSTITUTIONAL INC COMMISSIONS PAID 23 64 EXPENSES PAID 0.05	8,138 02		16,394 82-	8,256 80-
03/17/09	SOLD 490 SHS ON 03/12/2009 AT 12 24 THRU DIRRECT TRADING INSTITUTIONAL INC COMMISSIONS PAID 19 60 EXPENSES PAID 0 04	5,977 96		16,432 93-	10,454 97-
05/11/09	SOLD 240 SHS ON 05/06/2009 AT 26 40 THRU DIRRECT TRADING INSTITUTIONAL INC COMMISSIONS PAID 9 60 EXPENSES PAID 0 17	6,326 23		7,944 85-	1,618 62-
05/19/09	SOLD 245 SHS ON 05/14/2009 AT 25 4286 THRU DIRRECT TRADING INSTITUTIONAL INC COMMISSIONS PAID 9 80 EXPENSES PAID 0 16	6,220 05		5,441 94-	778 11

NOVEMBER 01, 2008 TO OCTOBER 31, 2009

ACCOUNT NAME: MAY.EMMA HOYT FOUNDATION - COMPOSITE  
ACCOUNT NUMBER: M00356

## TRANSACTION DETAIL ( CONTINUED )

DATE	DESCRIPTION	PRINCIPAL CASH	INCOME CASH	COST	GAIN / LOSS
	<b>957090103</b>				
	<b>WESTAMERICA BANCORPORATION</b>				
03/17/09	SOLD 50 SHS ON 03/12/2009 AT 39.91 THRU DIRRECT TRADING INSTITUTIONAL INC COMMISSIONS PAID 2 00 EXPENSES PAID 0 02	1,993 48		2,629 25-	635 77-
	<b>963320106</b>				
	<b>WHIRLPOOL CORP</b>				
11/03/08	SOLD 98 SHS ON 10/29/2008 AT 44.9633 THRU DIRRECT TRADING INSTITUTIONAL INC COMMISSIONS PAID 3 92 EXPENSES PAID 0 03	4,402 46		8,144 29-	3,741 83-
12/01/08	SOLD 283 SHS ON 11/25/2008 AT 36 50 THRU DIRRECT TRADING INSTITUTIONAL INC COMMISSIONS PAID 11 32 EXPENSES PAID 0 07	10,318 11		21,941.38-	11,623 27-
	<b>978097103</b>				
	<b>WOLVERINE WORLD WIDE INC</b>				
03/17/09	SOLD 65 SHS ON 03/12/2009 AT 13 80 THRU DIRRECT TRADING INSTITUTIONAL INC COMMISSIONS PAID 2 60 EXPENSES PAID 0 01	894 39		1,683 74-	789 35-
	<b>98385X106</b>				
	<b>XTO ENERGY INC</b>				
11/03/08	SOLD 193 SHS ON 10/29/2008 AT 34.0643 THRU DIRRECT TRADING INSTITUTIONAL INC COMMISSIONS PAID 7 72 EXPENSES PAID 0 04	6,566 65		12,991 64-	6,424 99-
03/13/09	SOLD 252 SHS ON 03/10/2009 AT 31 6761 THRU DIRRECT TRADING INSTITUTIONAL INC COMMISSIONS PAID 10 08 EXPENSES PAID 0 05	7,972 25		16,963 18-	8,990 93-
	<b>987520103</b>				
	<b>YOUNG INNOVATIONS INC</b>				
03/17/09	SOLD 125 SHS ON 03/12/2009 AT 14 90 THRU DIRRECT TRADING INSTITUTIONAL INC COMMISSIONS PAID 5 00 EXPENSES PAID 0 02	1,857 48		3,033 76-	1,176 28-
	<b>G2552X108</b>				
	<b>COVIDIEN LTD</b>				
03/17/09	SOLD 98 SHS ON 03/12/2009 AT 31 07 THRU DIRRECT TRADING INSTITUTIONAL INC COMMISSIONS PAID 3 92 EXPENSES PAID 0 02	3,040 92		3,643 55-	602 63-
	<b>G2554F105</b>				
	<b>COVIDIEN PLC</b>				
10/28/09	SOLD 71 SHS ON 10/23/2009 AT 43 0334 THRU DIRRECT TRADING INSTITUTIONAL INC COMMISSIONS PAID 2 84 EXPENSES PAID 0 08	3,052 45		2,639 71-	412 74

NOVEMBER 01, 2008 TO OCTOBER 31, 2009

ACCOUNT NAME: MAY EMMA HOYT FOUNDATION - COMPOSITE  
ACCOUNT NUMBER: M00356

## TRANSACTION DETAIL ( CONTINUED )

DATE	DESCRIPTION	PRINCIPAL CASH	INCOME CASH	COST	GAIN / LOSS
	<b>G90073100</b>				
	<b>TRANSOCEAN INC</b>				
11/03/08	SOLD 125 SHS ON 10/29/2008 AT 75 5932 THRU DIRRECT TRADING INSTITUTIONAL INC COMMISSIONS PAID 5 00 EXPENSES PAID 0 05	9,444 10		19,386 71-	9,942 61-
12/18/08	SOLD 92 SHS ON 12/15/2008 AT 58.2709 THRU DIRRECT TRADING INSTITUTIONAL INC COMMISSIONS PAID 3 68 EXPENSES PAID 0 03	5,357 21		14,268 62-	8,911 41-
	<b>G9618E107</b>				
	<b>WHITE MOUNTAIN INSURANCE GROUP</b>				
03/17/09	SOLD 70 SHS ON 03/12/2009 AT 155 00 THRU DIRRECT TRADING INSTITUTIONAL INC COMMISSIONS PAID 2 80 EXPENSES PAID 0 07	10,847 13		36,822 80-	25,975 67-
	<b>H0023R105</b>				
	<b>ACE LIMITED</b>				
12/09/08	SOLD 110 SHS ON 12/04/2008 AT 47 1543 THRU DIRRECT TRADING INSTITUTIONAL INC COMMISSIONS PAID 4 40 EXPENSES PAID 0 03	5,182 54		6,242 59-	1,060 05-
03/17/09	SOLD 174 SHS ON 03/12/2009 AT 35 35 THRU DIRRECT TRADING INSTITUTIONAL INC COMMISSIONS PAID 6 96 EXPENSES PAID 0 04	6,143 90		9,874 64-	3,730 74-
05/01/09	SOLD 54 SHS ON 04/28/2009 AT 45.8742 THRU INSTINET COMMISSIONS PAID 2 16 EXPENSES PAID 0 07	2,474 98		3,064 54-	589 56-
07/17/09	SOLD 56 SHS ON 07/14/2009 AT 43 4925 THRU DIRRECT TRADING INSTITUTIONAL INC COMMISSIONS PAID 2 24 EXPENSES PAID 0 06	2,433 28		3,178 04-	744 76-
	<b>H50430232</b>				
	<b>LOGITECH INTERNATIONAL-REG</b>				
03/17/09	SOLD 1,385 SHS ON 03/12/2009 AT 8.24 THRU DIRRECT TRADING INSTITUTIONAL INC COMMISSIONS PAID 55 40 EXPENSES PAID 0 07	11,356 93		37,035 50-	25,678 57-
10/28/09	SOLD 158 SHS ON 10/23/2009 AT 18 8867 THRU INSTINET COMMISSIONS PAID 6.32 EXPENSES PAID 0 07	2,977 71		4,078 61-	1,100 90-

NOVEMBER 01, 2008 TO OCTOBER 31, 2009

ACCOUNT NAME: MAY EMMA HOYT FOUNDATION - COMPOSITE  
ACCOUNT NUMBER: M00356

## TRANSACTION DETAIL ( CONTINUED )

DATE	DESCRIPTION	PRINCIPAL CASH	INCOME CASH	COST	GAIN / LOSS
	H8817H100				
	TRANSOCEAN LTD				
01/27/09	SOLD 117 SHS ON 01/22/2009 AT 50 5133 THRU DIRRECT TRADING INSTITUTIONAL INC COMMISSIONS PAID 4 68 EXPENSES PAID 0 03	5,905 35		12,417 98-	6,512 63-
TOTAL SALES		5,880,734 40	0 00	8,112,637 93-	2,231,903 53-
MATURITIES					
	3128X4N56				
	FHLMC MEDIUM TERM NOTE 5.25%				
	02/24/2011				
02/24/09	REDEEMED 02/24/2009 200,000 UNITS FULL CALL	200,000 00		198,312 50-	1,687 50
	3128X7TL8				
	FHLMC 5% 11/28/2016-2008				
05/28/09	REDEEMED 05/28/2009 250,000 UNITS	250,000 00		249,062 50-	937 50
	3133XMDV0				
	FHLB 5.02% 03/25/2013-2009				
09/25/09	REDEEMED 09/25/2009 100,000 UNITS FULL BOND CALL	100,000 00		99,904 00-	96 00
	31359MN33				
	FNMA 6% 05/12/2016-2009				
05/12/09	REDEEMED 05/12/2009 200,000 UNITS	200,000 00		203,658 00-	3,658 00-
	3136F5KE0				
	FNMA FEDERAL NATIONAL MTGE ASSOC				
	DTD 04/08/04 4.93% 04/08/2014				
04/02/09	REDEEMED 04/02/2009 269,000 UNITS	269,000 00		267,318 75-	1,681 25
TOTAL MATURITIES		1,019,000 00	0.00	1,018,255 75-	744 25
NOTE/MTGE PAYMENTS					
	31392WXM7				
	FHLMC CMO SERIES 2517 JH DTD				
	10/01/02 4.5% 10/15/2017				
11/17/08	PAYMENT ON 24 54 UNITS ORIGINAL FACE VALUE 100,000 00 FHLMC REMIC SERIES 2517	0 32		1 14-	0 82-
12/15/08	PAYMENT ON 24 22 UNITS ORIGINAL FACE VALUE 100,000 00 FHLMC REMIC SERIES 2517	0 43		1 54-	1 11-
01/15/09	PAYMENT ON 23 79 UNITS ORIGINAL FACE VALUE 100,000 00 FHLMC REMIC SERIES 2517	0 53		1 90-	1 37-

NOVEMBER 01, 2008 TO OCTOBER 31, 2009

ACCOUNT NAME: MAY EMMA HOYT FOUNDATION - COMPOSITE  
ACCOUNT NUMBER: M00356

## TRANSACTION DETAIL ( CONTINUED )

DATE	DESCRIPTION	PRINCIPAL CASH	INCOME CASH	COST	GAIN / LOSS
02/17/09	PAYMENT ON 23 26 UNITS ORIGINAL FACE VALUE 100,000 00 FHLMC REMIC SERIES 2517	0 45		1 61-	1 16-
03/16/09	PAYMENT ON 22 81 UNITS ORIGINAL FACE VALUE 100,000 00 FHLMC REMIC SERIES 2517	0 67		2 40-	1 73-
04/15/09	PAYMENT ON 22 14 UNITS ORIGINAL FACE VALUE 100,000 00 FHLMC REMIC SERIES 2517	0 54		1 93-	1 39-
05/15/09	PAYMENT ON 21 6 UNITS ORIGINAL FACE VALUE 100,000 00 FHLMC REMIC SERIES 2517	0 79		2 82-	2 03-
06/15/09	PAYMENT ON 20 81 UNITS ORIGINAL FACE VALUE 100,000 00 FHLMC REMIC SERIES 2517	0 48		1 72-	1 24-
07/15/09	PAYMENT ON 20 33 UNITS ORIGINAL FACE VALUE 100,000 00 FHLMC REMIC SERIES 2517	0 94		3 36-	2 42-
08/17/09	PAYMENT ON 19 39 UNITS ORIGINAL FACE VALUE 100,000 00 FHLMC REMIC SERIES 2517	0 42		1 50-	1 08-
09/15/09	PAYMENT ON 18 97 UNITS ORIGINAL FACE VALUE 100,000 00 FHLMC REMIC SERIES 2517	0 42		1 50-	1 08-
10/15/09	PAYMENT ON 18 55 UNITS ORIGINAL FACE VALUE 100,000 00 FHLMC REMIC SERIES 2517	0 42		1 50-	1 08-
	<b>31394PXR9</b>				
	<b>FHLMC CMO SERIES 2756YA DTD</b>				
	<b>02/01/04 5% 02/15/2024</b>				
11/17/08	PAYMENT ON 77,337 17 UNITS ORIGINAL FACE VALUE 200,000 00 FHLMC REMIC SERIES 2756	0 26		0 25-	0 01
12/15/08	PAYMENT ON 77,336 91 UNITS ORIGINAL FACE VALUE 200,000 00 FHLMC REMIC SERIES 2756	0 26		0.25-	0 01
01/15/09	PAYMENT ON 77,336 65 UNITS ORIGINAL FACE VALUE 200,000 00 FHLMC REMIC SERIES 2756	0 26		0 25-	0 01
02/17/09	PAYMENT ON 77,336 39 UNITS ORIGINAL FACE VALUE 200,000 00 FHLMC REMIC SERIES 2756	0 26		0 25-	0 01
03/16/09	PAYMENT ON 77,336 13 UNITS ORIGINAL FACE VALUE 200,000 00 FHLMC REMIC SERIES 2756	1,870 63		1,763 94-	106 69



NOVEMBER 01, 2008 TO OCTOBER 31, 2009

ACCOUNT NAME: MAY EMMA HOYT FOUNDATION - COMPOSITE  
ACCOUNT NUMBER: M00356

## TRANSACTION DETAIL ( CONTINUED )

DATE	DESCRIPTION	PRINCIPAL CASH	INCOME CASH	COST	GAIN / LOSS
04/15/09	PAYMENT ON 75,465 5 UNITS ORIGINAL FACE VALUE 200,000 00 FHLMC REMIC SERIES 2756	4,921 24		4,640 57-	280 67
05/15/09	PAYMENT ON 70,544 26 UNITS ORIGINAL FACE VALUE 200,000 00 FHLMC REMIC SERIES 2756	4,813 27		4,538 76-	274 51
06/15/09	PAYMENT ON 65,730 99 UNITS ORIGINAL FACE VALUE 200,000 00 FHLMC REMIC SERIES 2756	5,869 09		5,534 36-	334 73
07/15/09	PAYMENT ON 59,861 9 UNITS ORIGINAL FACE VALUE 200,000 00 FHLMC REMIC SERIES 2756	5,446 38		5,135 76-	310 62
08/17/09	PAYMENT ON 54,415 52 UNITS ORIGINAL FACE VALUE 200,000 00 FHLMC REMIC SERIES 2756	4,265 46		4,022 19-	243 27
09/15/09	PAYMENT ON 50,150 06 UNITS ORIGINAL FACE VALUE 200,000 00 FHLMC REMIC SERIES 2756	1,404 09		1,324 01-	80 08
10/15/09	PAYMENT ON 48,745 97 UNITS ORIGINAL FACE VALUE 200,000 00 FHLMC REMIC SERIES 2756	971 11		915 73-	55 38
	<b>31400UEP5</b>				
	<b>FNMA FEDERAL NATIONAL MTGE ASSOC</b>				
	<b>DTD 06/01/03 5% 06/01/2033</b>				
11/25/08	PAYMENT ON 56,595 99 UNITS ORIGINAL FACE VALUE 250,000 00 FNMA PASS-THRU LNG 30 YEAR	153 39		153 15-	0 24
12/26/08	PAYMENT ON 56,442 6 UNITS ORIGINAL FACE VALUE 250,000 00 FNMA PASS-THRU LNG 30 YEAR	103 83		103 67-	0 16
01/26/09	PAYMENT ON 56,338 77 UNITS ORIGINAL FACE VALUE 250,000 00 FNMA PASS-THRU LNG 30 YEAR	104 37		104 21-	0 16
02/25/09	PAYMENT ON 56,234 4 UNITS ORIGINAL FACE VALUE 250,000 00 FNMA PASS-THRU LNG 30 YEAR	131 38		131 18-	0 20
03/25/09	PAYMENT ON 56,103 02 UNITS ORIGINAL FACE VALUE 250,000 00 FNMA PASS-THRU LNG 30 YEAR	125 74		125 54-	0 20
04/27/09	PAYMENT ON 55,977 28 UNITS ORIGINAL FACE VALUE 250,000 00 FNMA PASS-THRU LNG 30 YEAR	126 91		126 71-	0 20
05/26/09	PAYMENT ON 55,850 37 UNITS ORIGINAL FACE VALUE 250,000 00 FNMA PASS-THRU LNG 30 YEAR	127 04		126 84-	0 20

NOVEMBER 01, 2008 TO OCTOBER 31, 2009

ACCOUNT NAME: MAY EMMA HOYT FOUNDATION - COMPOSITE  
ACCOUNT NUMBER: M00356

## TRANSACTION DETAIL ( CONTINUED )

DATE	DESCRIPTION	PRINCIPAL CASH	INCOME CASH	COST	GAIN / LOSS
06/25/09	PAYMENT ON 55,723 33 UNITS ORIGINAL FACE VALUE 250,000 00 FNMA PASS-THRU LNG 30 YEAR	127 69		127 49-	0 20
07/27/09	PAYMENT ON 55,595 64 UNITS ORIGINAL FACE VALUE 250,000 00 FNMA PASS-THRU LNG 30 YEAR	5,901 61		5,892 43-	9 18
08/25/09	PAYMENT ON 49,694 03 UNITS ORIGINAL FACE VALUE 250,000 00 FNMA PASS-THRU LNG 30 YEAR	80 62		80 49-	0 13
09/25/09	PAYMENT ON 49,613 41 UNITS ORIGINAL FACE VALUE 250,000 00 FNMA PASS-THRU LNG 30 YEAR	81 05		80 92-	0 13
10/26/09	PAYMENT ON 49,532 36 UNITS ORIGINAL FACE VALUE 250,000 00 FNMA PASS-THRU LNG 30 YEAR	81 48		81 35-	0 13
TOTAL NOTE/MTGE PAYMENTS		36,713 83	0 00	35,033 22-	1,680 61
TOTAL ASSETS SOLD/MATURED		6,936,448 23	0.00	9,165,926 90-	2,229,478.67-

## CASH MANAGEMENT

## DEPOSITS

608993853

HUNTINGTON CONSERVATIVE DEPOSIT  
ACCOUNTNET DEPOSIT HUNTINGTON  
CONSERVATIVE DEPOSIT ACCOUNT

431,180 96-

431,180 96

60934N708

FEDERATED PRIME OBLIGATIONS FUND  
- SERVICE SHARESNET DEPOSIT FEDERATED PRIME  
OBLIGATIONS FUND - SERVICE  
SHARES

402,099 64-

16,026 56-

418,126 20

## TOTAL DEPOSITS

833,280 60-

16,026 56-

849,307 16

0 00

## TOTAL CASH MANAGEMENT

833,280 60-

16,026 56-

849,307 16

0 00

## IN KIND TRANSACTIONS

## RECEIPTS IN KIND

912828CP3

US TREASURY INFLATIONARY INDEX  
N/B 2% 07/15/201407/14/09 RECEIVED 47 2 UNITS INDEX FACTOR  
ADJ07/31/09 RECEIVED 50 7 UNITS INDEX FACTOR  
ADJ

HOYT FOUNDATION EIN 25-6064468 990-PF, 2008

PART VIII

SECTION 1 - OFFICERS, DIRECTORS, TRUSTEES

<u>NAME/ ADDRESS</u>	<u>TITLE</u>	<u>COMPENSATION</u>	<u>CONTRIBUTIONS</u>	<u>EXPENSE ACCT</u>
Charles Y. Mansell Mansell & Andrews 14 N. Mercer St., Ste 532 New Castle, PA 16101	President	-0-	-0-	-0-
Stephen R. Sant 3540 Mt. Hickory Blvd. Hermitage, PA 16148	Director	\$1,000.00	-0-	-0-
Steven C. Warner 199 Fayette-New Wilmington Rd. New Wilmington, PA 16142	Director	\$1,000.00	-0-	-0-
Floyd McElwain 504 Morningstar Dr. Ellwood City, PA 16117	Director	\$1,000.00	-0-	-0-
Debbie Lynch Central Plumbing 825 Moravia Street New Castle, PA 16101	Director	\$1,000.00	-0-	-0-

**HOYT FOUNDATION**

**EIN: 25-6064468**

**2008 990-PF**

**Part IX-A - Summary of Direct Charitable Activities**

Jameson Health Systems	\$100,000.00
------------------------	--------------

Ellwood City Public Library	\$ 75,000.00
-----------------------------	--------------

Hoyt Institute	\$ 50,000.00
----------------	--------------

Lawrence County Social Services	\$ 50,000.00
---------------------------------	--------------

## Part XV 3.a Grants and Contributions paid during the year

MAY EMMA HOYT FOUNDATION  
APPROVED GRANTS  
11/1/08 - 10/31/09

1.	Westminster College	\$ 27,088.00
2.	United Way of Lawrence County	\$ 300.00
3.	American Red Cross	\$ 1,500.00
4.	First Presbyterian Church	\$ 5,000.00
5.	Cray Youth & Family Services	\$ 20,965.00
6.	Jameson Hospital Aid Society	\$ 500.00
7.	United Way of Lawrence County	\$ 10,000.00
8.	Mohawk Area School District	\$ 5,000.00
9.	City Rescue Mission	\$ 20,000.00
10.	Lawrence County Social Services	\$ 50,000.00
11.	Ellwood City Main Street Project	\$ 46,000.00
12.	Lawrence County Historical Society	\$ 2,500.00
13.	Prevailing Word	\$ 3,000.00
14.	New Castle School District	\$ 3,800.00
15.	Wilmington Area School District	\$ 5,000.00
16.	New Castle Police Department	\$ 9,400.00
17.	Pregnancy Resource Center	\$ 1,000.00
18.	Pittsburgh Symphony Orchestra	\$ 5,000.00
19.	Friedhoff Field	\$ 5,000.00
20.	Cray Youth & Family Services	\$ 18,455.00
21.	Westminster College	\$ 3,000.00
22.	Royal Family Kids' Camp	\$ 2,000.00
23.	Laurel School District	\$ 5,000.00
24.	Special Olympics, PA	\$ 5,000.00
25.	Lawrence County Tourism Promotion Agency	\$ 2,500.00
26.	City Rescue Mission	\$ 50,000.00
27.	Old Timers Day	\$ 500.00
28.	New Castle Community YMCA	\$ 15,000.00
29.	First Presbyterian Church	\$ 20,000.00
30.	32 <sup>nd</sup> Degree Masonic Learning Center	\$ 3,000.00
31.	Human Services	\$ 24,500.00
32.	Charles Donaldson, Cascade Park Pavillion	\$ 12,000.00
33.	Lawrence County School-to-Work	\$ 2,000.00
34.	Lawrence County United Way	\$ 10,000.00
35.	Shenango Presbyterian SeniorCare	\$ 10,000.00
36.	Jameson Health System	\$ 100,000.00
37.	The Hoyt Institute	\$ 50,000.00
38.	Lark Enterprises, Inc.	\$ 15,700.00
39.	Ellwood City Area Public Library	\$ 50,000.00
		\$619,708.00

**HOYT FOUNDATION**

**EIN: 25-6064468**

**2008 990-PF**

**Part XV 3.b - Grants and Contributions Approved for Future Payment**

Lawrence County Social Services	\$ 200,000.00	
Ellwood City Public Library	\$ 150,000.00	
Ellwood City Revitalization Program	\$ 264,299.00	
Jameson Health Systems	\$ 100,000.00	
Hoyt Institute	<u>\$ 50,000.00</u>	
TOTAL	\$ 764,299.00	- - -