



See a Social Security Number? Say Something!
Report Privacy Problems to <https://public.resource.org/privacy>
Or call the IRS Identity Theft Hotline at 1-800-908-4490



Form **990-PF**

Return of Private Foundation
 or Section 4947(a)(1) Nonexempt Charitable Trust
 Treated as a Private Foundation

OMB No. 1545-0052

2008

Department of the Treasury
 Internal Revenue Service

Note: The foundation may be able to use a copy of this return to satisfy state reporting requirements

For calendar year **2008**, or tax year beginning **11/01, 2008**, and ending **10/31, 2009**

G Check all that apply: Initial return Final return Amended return Address change Name change

Use the IRS label. Otherwise, print or type. See Specific Instructions.

Name of foundation
THE IORIO CHARITABLE FOUNDATION
 Number and street (or P O box number if mail is not delivered to street address) Room/suite
P O BOX 1802
 City or town, state, and ZIP code
PROVIDENCE, RI 02901-1802

A Employer identification number
04-6745180

B Telephone number (see page 10 of the instructions)
 () -

C If exemption application is pending, check here
 D 1 Foreign organizations, check here
 2 Foreign organizations meeting the 85% test, check here and attach computation

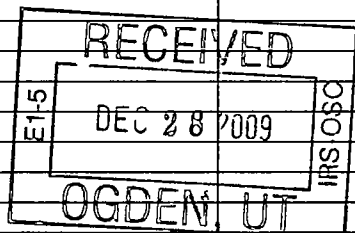
E If private foundation status was terminated under section 507(b)(1)(A), check here

F If the foundation is in a 60-month termination under section 507(b)(1)(B), check here

H Check type of organization: Section 501(c)(3) exempt private foundation
 Section 4947(a)(1) nonexempt charitable trust Other taxable private foundation

I Fair market value of all assets at end of year (from Part II, col. (c), line 16) **\$ 1,672,776.**
 J Accounting method: Cash Accrual
 Other (specify) _____
 (Part I, column (d) must be on cash basis.)

Part I Analysis of Revenue and Expenses (The total of amounts in columns (b), (c), and (d) may not necessarily equal the amounts in column (a) (see page 11 of the instructions))		(a) Revenue and expenses per books	(b) Net investment income	(c) Adjusted net income	(d) Disbursements for charitable purposes (cash basis only)
1	Contributions, gifts, grants, etc., received (attach schedule)				
2	Check <input checked="" type="checkbox"/> if the foundation is not required to attach Sch. B.				
3	Interest on savings and temporary cash investments				
4	Dividends and interest from securities	29,371.	29,275.		STMT 1
5a	Gross rents				
b	Net rental income or (loss)				
6a	Net gain or (loss) from sale of assets not on line 10	-295,513.			
b	Gross sales price for all assets on line 6a	563,793.			
7	Capital gain net income (from Part IV, line 2)				
8	Net short-term capital gain				
9	Income modifications				
10a	Gross sales less returns and allowances				
b	Less Cost of goods sold				
c	Gross profit or (loss) (attach schedule)				
11	Other income (attach schedule)	894.	20.		STMT 6
12	Total. Add lines 1 through 11	-265,248.	29,295.		
13	Compensation of officers, directors, trustees, etc.	5,612.	2,245.		3,367.
14	Other employee salaries and wages				
15	Pension plans, employee benefits				
16a	Legal fees (attach schedule)				
b	Accounting fees (attach schedule) STMT 7	845.	NONE	NONE	845.
c	Other professional fees (attach schedule)				
17	Interest				
18	Taxes (attach schedule) (see page 14 of the instructions) STMT 8	1,155.	1,155.		
19	Depreciation (attach schedule) and depletion				
20	Occupancy				
21	Travel, conferences, and meetings				
22	Printing and publications				
23	Other expenses (attach schedule) STMT 9	39.			39.
24	Total operating and administrative expenses. Add lines 13 through 23	7,651.	3,400.	NONE	4,251.
25	Contributions, gifts, grants paid	27,000.			27,000.
26	Total expenses and disbursements. Add lines 24 and 25	34,651.	3,400.	NONE	31,251.
27	Subtract line 26 from line 12. a Excess of revenue over expenses and disbursements b Net investment income (if negative, enter -0-) c Adjusted net income (if negative, enter -0-)	 -299,899 25,895.	 25,895.	 NONE	



ENVELOPE POSTMARK DATE DEC 22 2009
 SCANNED JAN 04 2010

For Privacy Act and Paperwork Reduction Act Notice, see page 30 of the instructions.

Form **990-PF** (2008)

JSA BE1410 1 000

QQ0656 L775 12/04/2009 14:29:26

13ME

Part II Balance Sheets		Attached schedules and amounts in the description column should be for end-of-year amounts only. (See instructions.)		
		Beginning of year	End of year	
		(a) Book Value	(b) Book Value	(c) Fair Market Value
Assets	1 Cash - non-interest-bearing	NONE	NONE	
	2 Savings and temporary cash investments	155,517.	111,679.	111,679.
	3 Accounts receivable ▶ Less: allowance for doubtful accounts ▶			
	4 Pledges receivable ▶ Less: allowance for doubtful accounts ▶			
	5 Grants receivable			
	6 Receivables due from officers, directors, trustees, and other disqualified persons (attach schedule) (see page 15 of the instructions)			
	7 Other notes and loans receivable (attach schedule) ▶ * Less: allowance for doubtful accounts ▶	NONE	* NONE	NONE
	8 Inventories for sale or use			
	9 Prepaid expenses and deferred charges			
	10 a Investments - U.S. and state government obligations (attach schedule)	NONE	NONE	NONE
	b Investments - corporate stock (attach schedule)	1,911,012.	1,662,190.	1,561,097.
	c Investments - corporate bonds (attach schedule)	NONE	NONE	NONE
	11 Investments - land, buildings, and equipment: basis Less: accumulated depreciation (attach schedule) ▶	NONE	NONE	
	12 Investments - mortgage loans	NONE	NONE	
	13 Investments - other (attach schedule)	7,630.	NONE	NONE
	14 Land, buildings, and equipment: basis Less: accumulated depreciation (attach schedule) ▶			
15 Other assets (describe ▶)	NONE	NONE	NONE	
16 Total assets (to be completed by all filers - see the instructions. Also, see page 1, item I)	2,074,159.	1,773,869.	1,672,776.	
Liabilities	17 Accounts payable and accrued expenses			
	18 Grants payable			
	19 Deferred revenue			
	20 Loans from officers, directors, trustees, and other disqualified persons			
	21 Mortgages and other notes payable (attach schedule)			
	22 Other liabilities (describe ▶)			
23 Total liabilities (add lines 17 through 22)				
Net Assets or Fund Balances	Foundations that follow SFAS 117, check here ▶ <input type="checkbox"/> and complete lines 24 through 26 and lines 30 and 31.			
	24 Unrestricted			
	25 Temporarily restricted			
	26 Permanently restricted			
	Foundations that do not follow SFAS 117, check here and complete lines 27 through 31. ▶ <input checked="" type="checkbox"/>			
	27 Capital stock, trust principal, or current funds	1,993,852.	1,773,869.	
	28 Paid-in or capital surplus, or land, bldg., and equipment fund			
	29 Retained earnings, accumulated income, endowment, or other funds	80,307.	NONE	
30 Total net assets or fund balances (see page 17 of the instructions)	2,074,159.	1,773,869.		
31 Total liabilities and net assets/fund balances (see page 17 of the instructions)	2,074,159.	1,773,869.		

Part III Analysis of Changes in Net Assets or Fund Balances			
1	Total net assets or fund balances at beginning of year - Part II, column (a), line 30 (must agree with end-of-year figure reported on prior year's return)	1	2,074,159.
2	Enter amount from Part I, line 27a	2	-299,899.
3	Other increases not included in line 2 (itemize) ▶	3	
4	Add lines 1, 2, and 3	4	1,774,260.
5	Decreases not included in line 2 (itemize) ▶ SEE STATEMENT 10	5	391.
6	Total net assets or fund balances at end of year (line 4 minus line 5) - Part II, column (b), line 30	6	1,773,869.

Part IV Capital Gains and Losses for Tax on Investment Income

(a) List and describe the kind(s) of property sold (e.g., real estate, 2-story brick warehouse; or common stock, 200 shs. MLC Co.)

			(b) How acquired P-Purchase D-Donation	(c) Date acquired (mo., day, yr.)	(d) Date sold (mo., day, yr.)
1a	SEE PART IV DETAIL				
b					
c					
d					
e					
(e) Gross sales price	(f) Depreciation allowed (or allowable)	(g) Cost or other basis plus expense of sale	(h) Gain or (loss) (e) plus (f) minus (g)		
a					
b					
c					
d					
e					
Complete only for assets showing gain in column (h) and owned by the foundation on 12/31/69				(l) Gains (Col. (h) gain minus col. (k), but not less than -0-) or Losses (from col. (h))	
(i) F.M.V. as of 12/31/69	(j) Adjusted basis as of 12/31/69	(k) Excess of col. (i) over col. (j), if any			
a					
b					
c					
d					
e					
2	Capital gain net income or (net capital loss)			2	-295,513.
3	Net short-term capital gain or (loss) as defined in sections 1222(5) and (6): If gain, also enter in Part I, line 8, column (c) (see pages 13 and 17 of the instructions). If (loss), enter -0- in Part I, line 8.			3	

Part V Qualification Under Section 4940(e) for Reduced Tax on Net Investment Income

(For optional use by domestic private foundations subject to the section 4940(a) tax on net investment income.)

If section 4940(d)(2) applies, leave this part blank.

Was the foundation liable for the section 4942 tax on the distributable amount of any year in the base period? Yes No
If "Yes," the foundation does not qualify under section 4940(e). Do not complete this part.

1 Enter the appropriate amount in each column for each year; see page 18 of the instructions before making any entries.

(a) Base period years Calendar year (or tax year beginning in)	(b) Adjusted qualifying distributions	(c) Net value of noncharitable-use assets	(d) Distribution ratio (col (b) divided by col. (c))
2007	37,222.	2,160,025.	0.01723220796
2006	49,916.	2,215,819.	0.02252711074
2005	28,257.	1,954,638.	0.01445638527
2004	63,538.	1,779,103.	0.03571350282
2003	74,120.	1,646,190.	0.04502517935
2	Total of line 1, column (d)		2 0.13495438614
3	Average distribution ratio for the 5-year base period - divide the total on line 2 by 5, or by the number of years the foundation has been in existence if less than 5 years		3 0.02699087723
4	Enter the net value of noncharitable-use assets for 2008 from Part X, line 5		4 1,449,359.
5	Multiply line 4 by line 3		5 39,119.
6	Enter 1% of net investment income (1% of Part I, line 27b)		6 259.
7	Add lines 5 and 6		7 39,378.
8	Enter qualifying distributions from Part XII, line 4 If line 8 is equal to or greater than line 7, check the box in Part VI, line 1b, and complete that part using a 1% tax rate. See the Part VI instructions on page 18.		8 31,251.

Part VI Excise Tax Based on Investment Income (Section 4940(a), 4940(b), 4940(e), or 4948 - see page 18 of the instructions)

1a	Exempt operating foundations described in section 4940(d)(2), check here <input type="checkbox"/> and enter "N/A" on line 1. Date of ruling letter: _____ (attach copy of ruling letter if necessary - see instructions)		
b	Domestic foundations that meet the section 4940(e) requirements in Part V, check here <input type="checkbox"/> and enter 1% of Part I, line 27b	1	518.
c	All other domestic foundations enter 2% of line 27b. Exempt foreign organizations enter 4% of Part I, line 12, col (b)		
2	Tax under section 511 (domestic section 4947(a)(1) trusts and taxable foundations only. Others enter -0-)	2	
3	Add lines 1 and 2	3	518.
4	Subtitle A (income) tax (domestic section 4947(a)(1) trusts and taxable foundations only. Others enter -0-)	4	NONE
5	Tax based on investment income. Subtract line 4 from line 3. If zero or less, enter -0-	5	518.
6	Credits/Payments:		
a	2008 estimated tax payments and 2007 overpayment credited to 2008	6a	1,552.
b	Exempt foreign organizations-tax withheld at source	6b	NONE
c	Tax paid with application for extension of time to file (Form 8868)	6c	NONE
d	Backup withholding erroneously withheld	6d	
7	Total credits and payments. Add lines 6a through 6d	7	1,552.
8	Enter any penalty for underpayment of estimated tax. Check here <input type="checkbox"/> if Form 2220 is attached	8	
9	Tax due. If the total of lines 5 and 8 is more than line 7, enter amount owed	9	
10	Overpayment. If line 7 is more than the total of lines 5 and 8, enter the amount overpaid	10	1,034.
11	Enter the amount of line 10 to be. Credited to 2009 estimated tax ▶ 520. Refunded ▶	11	514.

Part VII-A Statements Regarding Activities

	Yes	No
1a During the tax year, did the foundation attempt to influence any national, state, or local legislation or did it participate or intervene in any political campaign?		X
b Did it spend more than \$100 during the year (either directly or indirectly) for political purposes (see page 19 of the instructions for definition)? <i>If the answer is "Yes" to 1a or 1b, attach a detailed description of the activities and copies of any materials published or distributed by the foundation in connection with the activities.</i>		X
c Did the foundation file Form 1120-POL for this year?		X
d Enter the amount (if any) of tax on political expenditures (section 4955) imposed during the year: (1) On the foundation. ▶ \$ _____ (2) On foundation managers. ▶ \$ _____		
e Enter the reimbursement (if any) paid by the foundation during the year for political expenditure tax imposed on foundation managers. ▶ \$ _____		
2 Has the foundation engaged in any activities that have not previously been reported to the IRS? <i>If "Yes," attach a detailed description of the activities.</i>		X
3 Has the foundation made any changes, not previously reported to the IRS, in its governing instrument, articles of incorporation, or bylaws, or other similar instruments? <i>If "Yes," attach a conformed copy of the changes</i>		X
4a Did the foundation have unrelated business gross income of \$1,000 or more during the year?		X
b If "Yes," has it filed a tax return on Form 990-T for this year?		
5 Was there a liquidation, termination, dissolution, or substantial contraction during the year? <i>If "Yes," attach the statement required by General Instruction T.</i>		X
6 Are the requirements of section 508(e) (relating to sections 4941 through 4945) satisfied either: • By language in the governing instrument, or • By state legislation that effectively amends the governing instrument so that no mandatory directions that conflict with the state law remain in the governing instrument?	X	
7 Did the foundation have at least \$5,000 in assets at any time during the year? <i>If "Yes," complete Part II, col. (c), and Part XV.</i>	X	
8a Enter the states to which the foundation reports or with which it is registered (see page 19 of the instructions) ▶ _____ STMT 11		
b If the answer is "Yes" to line 7, has the foundation furnished a copy of Form 990-PF to the Attorney General (or designate) of each state as required by General Instruction G? <i>If "No," attach explanation</i>	X	
9 Is the foundation claiming status as a private operating foundation within the meaning of section 4942(j)(3) or 4942(j)(5) for calendar year 2008 or the taxable year beginning in 2008 (see instructions for Part XIV on page 27)? <i>If "Yes," complete Part XIV</i>		X
10 Did any persons become substantial contributors during the tax year? <i>If "Yes," attach a schedule listing their names and addresses</i>		X

Part VII-A Statements Regarding Activities (continued)

11	At any time during the year, did the foundation, directly or indirectly, own a controlled entity within the meaning of section 512(b)(3)? If "Yes," attach schedule (see page 20 of the instructions)	11		X
12	Did the foundation acquire a direct or indirect interest in any applicable insurance contract before August 17, 2008?	12		X
13	Did the foundation comply with the public inspection requirements for its annual returns and exemption application?	13	X	
Website address ▶ N/A				
14 The books are in care of ▶ PRIVATE BANK, TAX SERVICES Telephone no. ▶ (401) 278-6823				
Located at ▶ P.O. BOX 1802, PROVIDENCE, RI ZIP + 4 ▶ 02901-1802				
15 Section 4947(a)(1) nonexempt charitable trusts filing Form 990-PF in lieu of Form 1041 - Check here ▶ <input type="checkbox"/>				
and enter the amount of tax-exempt interest received or accrued during the year ▶ 15				

Part VII-B Statements Regarding Activities for Which Form 4720 May Be Required

File Form 4720 if any item is checked in the "Yes" column, unless an exception applies.

		Yes	No
1a	During the year did the foundation (either directly or indirectly):		
(1)	Engage in the sale or exchange, or leasing of property with a disqualified person? <input type="checkbox"/> Yes <input checked="" type="checkbox"/> No		
(2)	Borrow money from, lend money to, or otherwise extend credit to (or accept it from) a disqualified person? <input type="checkbox"/> Yes <input checked="" type="checkbox"/> No		
(3)	Furnish goods, services, or facilities to (or accept them from) a disqualified person? <input type="checkbox"/> Yes <input checked="" type="checkbox"/> No		
(4)	Pay compensation to, or pay or reimburse the expenses of, a disqualified person? <input checked="" type="checkbox"/> Yes <input type="checkbox"/> No		
(5)	Transfer any income or assets to a disqualified person (or make any of either available for the benefit or use of a disqualified person)? <input type="checkbox"/> Yes <input checked="" type="checkbox"/> No		
(6)	Agree to pay money or property to a government official? (Exception. Check "No" if the foundation agreed to make a grant to or to employ the official for a period after termination of government service, if terminating within 90 days.) <input type="checkbox"/> Yes <input checked="" type="checkbox"/> No		
b	If any answer is "Yes" to 1a(1)-(6), did any of the acts fail to qualify under the exceptions described in Regulations section 53.4941(d)-3 or in a current notice regarding disaster assistance (see page 20 of the instructions)? <input type="checkbox"/> Organizations relying on a current notice regarding disaster assistance check here ▶ <input type="checkbox"/>	1b	X
c	Did the foundation engage in a prior year in any of the acts described in 1a, other than excepted acts, that were not corrected before the first day of the tax year beginning in 2008?	1c	X
2	Taxes on failure to distribute income (section 4942) (does not apply for years the foundation was a private operating foundation defined in section 4942(j)(3) or 4942(j)(5))		
a	At the end of tax year 2008, did the foundation have any undistributed income (lines 6d and 6e, Part XIII) for tax year(s) beginning before 2008? <input type="checkbox"/> Yes <input checked="" type="checkbox"/> No If "Yes," list the years ▶		
b	Are there any years listed in 2a for which the foundation is not applying the provisions of section 4942(a)(2) (relating to incorrect valuation of assets) to the year's undistributed income? (If applying section 4942(a)(2) to all years listed, answer "No" and attach statement - see page 20 of the instructions.)	2b	
c	If the provisions of section 4942(a)(2) are being applied to any of the years listed in 2a, list the years here. ▶		
3a	Did the foundation hold more than a 2% direct or indirect interest in any business enterprise at any time during the year? <input type="checkbox"/> Yes <input checked="" type="checkbox"/> No		
b	If "Yes," did it have excess business holdings in 2008 as a result of (1) any purchase by the foundation or disqualified persons after May 26, 1969; (2) the lapse of the 5-year period (or longer period approved by the Commissioner under section 4943(c)(7)) to dispose of holdings acquired by gift or bequest, or (3) the lapse of the 10-, 15-, or 20-year first phase holding period? (Use Schedule C, Form 4720, to determine if the foundation had excess business holdings in 2008.)	3b	
4a	Did the foundation invest during the year any amount in a manner that would jeopardize its charitable purposes?	4a	X
b	Did the foundation make any investment in a prior year (but after December 31, 1969) that could jeopardize its charitable purpose that had not been removed from jeopardy before the first day of the tax year beginning in 2008?	4b	X

Part VII-B Statements Regarding Activities for Which Form 4720 May Be Required (continued)

5a During the year did the foundation pay or incur any amount to

(1) Carry on propaganda, or otherwise attempt to influence legislation (section 4945(e))? Yes No

(2) Influence the outcome of any specific public election (see section 4955), or to carry on, directly or indirectly, any voter registration drive? Yes No

(3) Provide a grant to an individual for travel, study, or other similar purposes? Yes No

(4) Provide a grant to an organization other than a charitable, etc., organization described in section 509(a)(1), (2), or (3), or section 4940(d)(2)? (see page 22 of the instructions) Yes No

(5) Provide for any purpose other than religious, charitable, scientific, literary, or educational purposes, or for the prevention of cruelty to children or animals? Yes No

b If any answer is "Yes" to 5a(1)-(5), did any of the transactions fail to qualify under the exceptions described in Regulations section 53.4945 or in a current notice regarding disaster assistance (see page 22 of the instructions)? Yes No
 Organizations relying on a current notice regarding disaster assistance check here

c If the answer is "Yes" to question 5a(4), does the foundation claim exemption from the tax because it maintained expenditure responsibility for the grant? Yes No
 If "Yes," attach the statement required by Regulations section 53.4945-5(d).

6a Did the foundation, during the year, receive any funds, directly or indirectly, to pay premiums on a personal benefit contract? Yes No

b Did the foundation, during the year, pay premiums, directly or indirectly, on a personal benefit contract? Yes No
 If you answered "Yes" to 6b, also file Form 8870.

7a At any time during the tax year, was the foundation a party to a prohibited tax shelter transaction? Yes No

b If yes, did the foundation receive any proceeds or have any net income attributable to the transaction? Yes No

Part VIII Information About Officers, Directors, Trustees, Foundation Managers, Highly Paid Employees, and Contractors

1 List all officers, directors, trustees, foundation managers and their compensation (see page 22 of the instructions).

(a) Name and address	(b) Title, and average hours per week devoted to position	(c) Compensation (if not paid, enter -0-)	(d) Contributions to employee benefit plans and deferred compensation	(e) Expense account, other allowances
SEE STATEMENT 12		5,612.	-0-	-0-

2 Compensation of five highest-paid employees (other than those included on line 1 - see page 23 of the instructions). If none, enter "NONE."

(a) Name and address of each employee paid more than \$50,000	(b) Title, and average hours per week devoted to position	(c) Compensation	(d) Contributions to employee benefit plans and deferred compensation	(e) Expense account, other allowances
SEE STATEMENT 13		NONE	NONE	NONE

Total number of other employees paid over \$50,000 Yes No **NONE**

Part VIII Information About Officers, Directors, Trustees, Foundation Managers, Highly Paid Employees, and Contractors (continued)

3 Five highest-paid independent contractors for professional services (see page 23 of the instructions). If none, enter "NONE."

(a) Name and address of each person paid more than \$50,000	(b) Type of service	(c) Compensation
SEE STATEMENT 14		NONE

Total number of others receiving over \$50,000 for professional services **NONE**

Part IX-A Summary of Direct Charitable Activities

List the foundation's four largest direct charitable activities during the tax year. Include relevant statistical information such as the number of organizations and other beneficiaries served, conferences convened, research papers produced, etc.	Expenses
1 NONE	
2	
3	
4	

Part IX-B Summary of Program-Related Investments (see page 23 of the instructions)

Describe the two largest program-related investments made by the foundation during the tax year on lines 1 and 2.	Amount
1 NONE	
2	
All other program-related investments. See page 24 of the instructions.	
3 NONE	
Total. Add lines 1 through 3	

Part X Minimum Investment Return (All domestic foundations must complete this part. Foreign foundations, see page 24 of the instructions.)

1	Fair market value of assets not used (or held for use) directly in carrying out charitable, etc., purposes:		
a	Average monthly fair market value of securities	1a	1,354,932.
b	Average of monthly cash balances	1b	116,498.
c	Fair market value of all other assets (see page 24 of the instructions)	1c	NONE
d	Total (add lines 1a, b, and c)	1d	1,471,430.
e	Reduction claimed for blockage or other factors reported on lines 1a and 1c (attach detailed explanation)	1e	
2	Acquisition indebtedness applicable to line 1 assets	2	NONE
3	Subtract line 2 from line 1d	3	1,471,430.
4	Cash deemed held for charitable activities. Enter 1 1/2% of line 3 (for greater amount, see page 25 of the instructions)	4	22,071.
5	Net value of noncharitable-use assets. Subtract line 4 from line 3. Enter here and on Part V, line 4	5	1,449,359.
6	Minimum investment return. Enter 5% of line 5	6	72,468.

Part XI Distributable Amount (see page 25 of the instructions) (Section 4942(j)(3) and (j)(5) private operating foundations and certain foreign organizations check here and do not complete this part.)

1	Minimum investment return from Part X, line 6	1	72,468.
2a	Tax on investment income for 2008 from Part VI, line 5	2a	518.
b	Income tax for 2008. (This does not include the tax from Part VI.)	2b	
c	Add lines 2a and 2b	2c	518.
3	Distributable amount before adjustments. Subtract line 2c from line 1	3	71,950.
4	Recoveries of amounts treated as qualifying distributions	4	NONE
5	Add lines 3 and 4	5	71,950.
6	Deduction from distributable amount (see page 25 of the instructions)	6	NONE
7	Distributable amount as adjusted. Subtract line 6 from line 5. Enter here and on Part XIII, line 1	7	71,950.

Part XII Qualifying Distributions (see page 25 of the instructions)

1	Amounts paid (including administrative expenses) to accomplish charitable, etc., purposes:		
a	Expenses, contributions, gifts, etc. - total from Part I, column (d), line 26	1a	31,251.
b	Program-related investments - total from Part IX-B	1b	
2	Amounts paid to acquire assets used (or held for use) directly in carrying out charitable, etc., purposes	2	NONE
3	Amounts set aside for specific charitable projects that satisfy the:		
a	Suitability test (prior IRS approval required)	3a	NONE
b	Cash distribution test (attach the required schedule)	3b	NONE
4	Qualifying distributions. Add lines 1a through 3b. Enter here and on Part V, line 8, and Part XIII, line 4	4	31,251.
5	Foundations that qualify under section 4940(e) for the reduced rate of tax on net investment income. Enter 1% of Part I, line 27b (see page 26 of the instructions)	5	N/A
6	Adjusted qualifying distributions. Subtract line 5 from line 4	6	31,251.

Note: The amount on line 6 will be used in Part V, column (b), in subsequent years when calculating whether the foundation qualifies for the section 4940(e) reduction of tax in those years.

Part XIII Undistributed Income (see page 26 of the instructions)

	(a) Corpus	(b) Years prior to 2007	(c) 2007	(d) 2008
1 Distributable amount for 2008 from Part XI, line 7				71,950.
2 Undistributed income, if any, as of the end of 2007				
a Enter amount for 2007 only			NONE	
b Total for prior years 20____, 20____, 20____		NONE		
3 Excess distributions carryover, if any, to 2008				
a From 2003	NONE			
b From 2004	NONE			
c From 2005	NONE			
d From 2006	NONE			
e From 2007	NONE			
f Total of lines 3a through e	NONE			
4 Qualifying distributions for 2008 from Part XII, line 4 ▶ \$ <u>31,251.</u>				
a Applied to 2007, but not more than line 2a			NONE	
b Applied to undistributed income of prior years (Election required - see page 26 of the instructions)		NONE		
c Treated as distributions out of corpus (Election required - see page 26 of the instructions)	NONE			
d Applied to 2008 distributable amount				31,251.
e Remaining amount distributed out of corpus	NONE			
f Total of lines 4a through 4e	NONE			NONE
5 Excess distributions carryover applied to 2008 (If an amount appears in column (d), the same amount must be shown in column (a))				
6 Enter the net total of each column as indicated below:				
a Corpus. Add lines 3f, 4c, and 4e. Subtract line 5	NONE			
b Prior years' undistributed income. Subtract line 4b from line 2b		NONE		
c Enter the amount of prior years' undistributed income for which a notice of deficiency has been issued, or on which the section 4942(a) tax has been previously assessed		NONE		
d Subtract line 6c from line 6b. Taxable amount - see page 27 of the instructions		NONE		
e Undistributed income for 2007. Subtract line 4a from line 2a. Taxable amount - see page 27 of the instructions			NONE	
f Undistributed income for 2008. Subtract lines 4d and 5 from line 1. This amount must be distributed in 2009				40,699.
7 Amounts treated as distributions out of corpus to satisfy requirements imposed by section 170(b)(1)(F) or 4942(g)(3) (see page 27 of the instructions)	NONE			
8 Excess distributions carryover from 2003 not applied on line 5 or line 7 (see page 27 of the instructions)	NONE			
9 Excess distributions carryover to 2009. Subtract lines 7 and 8 from line 6a	NONE			
10 Analysis of line 9:				
a Excess from 2004	NONE			
b Excess from 2005	NONE			
c Excess from 2006	NONE			
d Excess from 2007	NONE			
e Excess from 2008	NONE			

Part XIV Private Operating Foundations (see page 27 of the instructions and Part VII-A, question 9) **NOT APPLICABLE**

1 a If the foundation has received a ruling or determination letter that it is a private operating foundation, and the ruling is effective for 2008, enter the date of the ruling
b Check box to indicate whether the foundation is a private operating foundation described in section 4942(j)(3) or 4942(j)(5)

	Tax year	Prior 3 years			(e) Total
	(a) 2008	(b) 2007	(c) 2006	(d) 2005	
2 a Enter the lesser of the adjusted net income from Part I or the minimum investment return from Part X for each year listed					
b 85% of line 2a					
c Qualifying distributions from Part XII, line 4 for each year listed					
d Amounts included in line 2c not used directly for active conduct of exempt activities					
e Qualifying distributions made directly for active conduct of exempt activities. Subtract line 2d from line 2c					
3 Complete 3a, b, or c for the alternative test relied upon					
a "Assets" alternative test - enter					
(1) Value of all assets					
(2) Value of assets qualifying under section 4942(j)(3)(B)(i)					
b "Endowment" alternative test - enter 2/3 of minimum investment return shown in Part X, line 6 for each year listed					
c "Support" alternative test - enter					
(1) Total support other than gross investment income (interest, dividends, rents, payments on securities loans (section 512(a)(5)), or royalties)					
(2) Support from general public and 5 or more exempt organizations as provided in section 4942(j)(3)(B)(iii)					
(3) Largest amount of support from an exempt organization					
(4) Gross investment income					

Part XV Supplementary Information (Complete this part only if the foundation had \$5,000 or more in assets at any time during the year - see page 27 of the instructions.)

1 Information Regarding Foundation Managers:
a List any managers of the foundation who have contributed more than 2% of the total contributions received by the foundation before the close of any tax year (but only if they have contributed more than \$5,000). (See section 507(d)(2).)
 N/A

b List any managers of the foundation who own 10% or more of the stock of a corporation (or an equally large portion of the ownership of a partnership or other entity) of which the foundation has a 10% or greater interest.
 N/A

2 Information Regarding Contribution, Grant, Gift, Loan, Scholarship, etc., Programs:
 Check here if the foundation only makes contributions to preselected charitable organizations and does not accept unsolicited requests for funds. If the foundation makes gifts, grants, etc. (see page 28 of the instructions) to individuals or organizations under other conditions, complete items 2a, b, c, and d.

a The name, address, and telephone number of the person to whom applications should be addressed:

b The form in which applications should be submitted and information and materials they should include:

c Any submission deadlines:

d Any restrictions or limitations on awards, such as by geographical areas, charitable fields, kinds of institutions, or other factors:

Part XV Supplementary Information (continued)

3 Grants and Contributions Paid During the Year or Approved for Future Payment

Recipient Name and address (home or business)	If recipient is an individual, show any relationship to any foundation manager or substantial contributor	Foundation status of recipient	Purpose of grant or contribution	Amount
<p>a Paid during the year</p> <p>SEE STATEMENT 15</p>				
Total ▶ 3a				27,000.
<p>b Approved for future payment</p>				
Total ▶ 3b				

**FORM 990-PF - PART IV
CAPITAL GAINS AND LOSSES FOR TAX ON INVESTMENT INCOME**

Kind of Property		Description				P or D	Date acquired	Date sold
Gross sale price less expenses of sale	Depreciation allowed/ allowable	Cost or other basis	FMV as of 12/31/69	Adj. basis as of 12/31/69	Excess of FMV over adj basis		Gain or (loss)	
		TOTAL LONG-TERM CAPITAL GAIN DIVIDENDS					12,502.	
6,250.00		300. ADOBE SYS INC PROPERTY TYPE: SECURITIES 12,131.00					07/26/2007 -5,881.00	12/30/2008
3,746.00		250. AGILENT TECHNOLOGIES INC PROPERTY TYPE: SECURITIES 9,561.00					07/26/2007 -5,815.00	12/30/2008
2,552.00		175. AKAMAI TECHNOLOGIES INC PROPERTY TYPE: SECURITIES 6,549.00					07/26/2007 -3,997.00	12/30/2008
8,782.00		275. AMERICAN ELECTRIC POWER CO PROPERTY TYPE: SECURITIES 11,954.00					07/26/2007 -3,172.00	12/30/2008
2,804.00		100. ASSURANT INC PROPERTY TYPE: SECURITIES 5,903.00					10/29/2007 -3,099.00	12/30/2008
2,327.00		125. AUTODESK INC (DEL) PROPERTY TYPE: SECURITIES 5,388.00					07/26/2007 -3,061.00	12/30/2008
5,206.00		200. BB&T CORPORATION PROPERTY TYPE: SECURITIES 7,552.00					07/26/2007 -2,346.00	12/30/2008
1,157.00		150. CBS CORP CL B COM PROPERTY TYPE: SECURITIES 4,930.00					07/26/2007 -3,773.00	12/30/2008
771.00		100. CBS CORP CL B COM PROPERTY TYPE: SECURITIES 3,264.00					04/15/2003 -2,493.00	12/30/2008
4,816.00		300. CIGNA CORPORATION PROPERTY TYPE: SECURITIES 11,330.00					12/28/2005 -6,514.00	12/30/2008

**FORM 990-PF - PART IV
CAPITAL GAINS AND LOSSES FOR TAX ON INVESTMENT INCOME**

Kind of Property		Description				P or D	Date acquired	Date sold
Gross sale price less expenses of sale	Depreciation allowed/ allowable	Cost or other basis	FMV as of 12/31/69	Adj. basis as of 12/31/69	Excess of FMV over adj basis		Gain or (loss)	
1,027.00		100. CENTEX CORP PROPERTY TYPE: SECURITIES 2,670.00					10/29/2007 -1,643.00	12/30/2008
7,758.00		480. CISCO SYSTEMS INCORPORATED PROPERTY TYPE: SECURITIES 11,363.00					12/23/1998 -3,605.00	12/30/2008
3,984.00		200. COACH INC COM PROPERTY TYPE: SECURITIES 7,434.00					10/29/2007 -3,450.00	12/30/2008
1,745.00		100. COGNIZANT TECHNOLOGY SOLUTIONS CORP PROPERTY TYPE: SECURITIES 4,038.00					10/29/2007 -2,293.00	12/30/2008
20,363.00		300. COLGATE PALMOLIVE CO PROPERTY TYPE: SECURITIES 16,572.00					12/28/2005 3,791.00	12/30/2008
2,906.00		250. COMPANHIA VALE DO RIO DOCE SPONSORE PROPERTY TYPE: SECURITIES 5,781.00					07/26/2007 -2,875.00	12/30/2008
17,631.00		350. CONOCOPHILLIPS COM PROPERTY TYPE: SECURITIES 28,035.00					07/26/2007 -10,404.00	12/30/2008
2,547.00		175. COVENTRY HEALTH CARE INC COM PROPERTY TYPE: SECURITIES 9,969.00					07/26/2007 -7,422.00	12/30/2008
5,537.00		100. DIAGEO SPONSORED ADR (UK-USD) SEDOL PROPERTY TYPE: SECURITIES 5,834.00					12/28/2005 -297.00	12/30/2008
883.00		100. DISCOVER FINL SVCS COM PROPERTY TYPE: SECURITIES 1,966.00					10/29/2007 -1,083.00	12/30/2008
1,075.00		100. DISH NETWORK CORP COM CL A PROPERTY TYPE: SECURITIES 4,126.00					10/29/2007 -3,051.00	12/30/2008

**FORM 990-PF - PART IV
CAPITAL GAINS AND LOSSES FOR TAX ON INVESTMENT INCOME**

Kind of Property		Description				P or D	Date acquired	Date sold
Gross sale price less expenses of sale	Depreciation allowed/ allowable	Cost or other basis	FMV as of 12/31/69	Adj. basis as of 12/31/69	Excess of FMV over adj basis		Gain or (loss)	
1,158.00		700. DOMTAR CORP COM PROPERTY TYPE: SECURITIES 5,899.00					10/29/2007	12/30/2008
							-4,741.00	
1,538.00		100. DOW CHEMICAL COMPANY PROPERTY TYPE: SECURITIES 4,419.00					12/28/2005	12/30/2008
							-2,881.00	
1,033.00		100. E M C CORP MASS PROPERTY TYPE: SECURITIES 2,547.00					10/29/2007	12/30/2008
							-1,514.00	
1,757.00		170. E M C CORP MASS PROPERTY TYPE: SECURITIES 3,065.00					07/26/2007	12/30/2008
							-1,308.00	
3,599.00		75. EATON CORPORATION PROPERTY TYPE: SECURITIES 7,231.00					07/26/2007	12/30/2008
							-3,632.00	
275.00		20. ECHOSTAR CORP CL A PROPERTY TYPE: SECURITIES 871.00					10/29/2007	12/30/2008
							-596.00	
5,338.00		150. EMERSON ELEC CO PROPERTY TYPE: SECURITIES 7,192.00					07/26/2007	12/30/2008
							-1,854.00	
293.00		100. EVERGREEN SOLAR INC COM PROPERTY TYPE: SECURITIES 1,151.00					10/29/2007	12/30/2008
							-858.00	
5,144.00		90. EXPRESS SCRIPTS INC CL A PROPERTY TYPE: SECURITIES 4,468.00					07/26/2007	12/30/2008
							676.00	
8.00		3. FAIRPOINT COMMUNICATIONS INC COM PROPERTY TYPE: SECURITIES 25.00					10/31/2006	12/30/2008
							-17.00	
3,297.00		400. FRONTIER COMMUNICATIONS CORP COM PROPERTY TYPE: SECURITIES 5,925.00					10/31/2006	12/30/2008
							-2,628.00	

**FORM 990-PF - PART IV
CAPITAL GAINS AND LOSSES FOR TAX ON INVESTMENT INCOME**

Kind of Property		Description				P or D	Date acquired	Date sold
Gross sale price less expenses of sale	Depreciation allowed/ allowable	Cost or other basis	FMV as of 12/31/69	Adj. basis as of 12/31/69	Excess of FMV over adj basis		Gain or (loss)	
4,350.00		200. GAMESTOP CORP CL A COM PROPERTY TYPE: SECURITIES 11,703.00					10/29/2007	12/30/2008
							-7,353.00	
6,983.00		125. GENERAL DYNAMICS CORP PROPERTY TYPE: SECURITIES 10,026.00					07/26/2007	12/30/2008
							-3,043.00	
769.00		15. GILEAD SCIENCES INC PROPERTY TYPE: SECURITIES 689.00					10/29/2007	12/30/2008
							80.00	
4,659.00		275. HALLIBURTON CO PROPERTY TYPE: SECURITIES 9,996.00					07/26/2007	12/30/2008
							-5,337.00	
1,189.00		75. HARTFORD FINANCIAL SVCS GRP PROPERTY TYPE: SECURITIES 4,832.00					05/07/2004	12/30/2008
							-3,643.00	
1,868.00		156. HOLOGIC INC PROPERTY TYPE: SECURITIES 5,169.00					07/26/2007	12/30/2008
							-3,301.00	
4,473.00		100. ITT INDUSTRIES INC PROPERTY TYPE: SECURITIES 6,711.00					07/26/2007	12/30/2008
							-2,238.00	
4,145.00		50. INTERNATIONAL BUSINESS MACHS PROPERTY TYPE: SECURITIES 4,162.00					12/28/2005	12/30/2008
							-17.00	
1,570.00		175. INTERSIL CORP CL A PROPERTY TYPE: SECURITIES 5,141.00					07/26/2007	12/30/2008
							-3,571.00	
4,468.00		300. KBR INC COM PROPERTY TYPE: SECURITIES 8,788.00					07/26/2007	12/30/2008
							-4,320.00	
5,507.00		100. LORILLARD INC COM PROPERTY TYPE: SECURITIES 8,536.00					10/29/2007	12/30/2008
							-3,029.00	

**FORM 990-PF - PART IV
CAPITAL GAINS AND LOSSES FOR TAX ON INVESTMENT INCOME**

Kind of Property		Description				P or D	Date acquired	Date sold
Gross sale price less expenses of sale	Depreciation allowed/ allowable	Cost or other basis	FMV as of 12/31/69	Adj. basis as of 12/31/69	Excess of FMV over adj basis		Gain or (loss)	
801.00		200. MBIA INCORPORATED PROPERTY TYPE: SECURITIES 9,636.00					10/29/2007	12/30/2008
							-8,835.00	
1,336.00		100. MEMC ELECTRONIC MATERIALS PROPERTY TYPE: SECURITIES 2,196.00					12/28/2005	12/30/2008
							-860.00	
3,880.00		350. MAXIM INTEGRATED PRODS INC PROPERTY TYPE: SECURITIES 11,472.00					07/26/2007	12/30/2008
							-7,592.00	
6,682.00		175. MCKESSON HBOC INC PROPERTY TYPE: SECURITIES 10,212.00					07/26/2007	12/30/2008
							-3,530.00	
1,793.00		100. MIRANT CORP COM PROPERTY TYPE: SECURITIES 4,179.00					10/29/2007	12/30/2008
							-2,386.00	
1,745.00		100. NII HLDGS INC COM PROPERTY TYPE: SECURITIES 6,248.00					10/29/2007	12/30/2008
							-4,503.00	
3,979.00		175. NASDAQ STOCK MARKET INC COM PROPERTY TYPE: SECURITIES 6,345.00					10/31/2006	12/30/2008
							-2,366.00	
9,819.00		200. NIKE INC CL B PROPERTY TYPE: SECURITIES 13,058.00					10/29/2007	12/30/2008
							-3,239.00	
4,666.00		300. NOKIA CORPORATION SPONSORED ADR PROPERTY TYPE: SECURITIES 5,559.00					12/28/2005	12/30/2008
							-893.00	
2,069.00		175. NORDSTROM INCORPORATED PROPERTY TYPE: SECURITIES 7,500.00					07/26/2007	12/30/2008
							-5,431.00	
2,949.00		375. NVIDIA CORP PROPERTY TYPE: SECURITIES 8,534.00					10/31/2006	12/30/2008
							-5,585.00	

**FORM 990-PF - PART IV
CAPITAL GAINS AND LOSSES FOR TAX ON INVESTMENT INCOME**

Kind of Property		Description				P or D	Date acquired	Date sold
Gross sale price less expenses of sale	Depreciation allowed/ allowable	Cost or other basis	FMV as of 12/31/69	Adj. basis as of 12/31/69	Excess of FMV over adj basis		Gain or (loss)	
3,814.00		300. PACKAGING CORP OF AMERICA PROPERTY TYPE: SECURITIES 7,778.00					07/26/2007	12/30/2008 -3,964.00
14,551.00		250. PRAXAIR INCORPORATED PROPERTY TYPE: SECURITIES 18,984.00					07/26/2007	12/30/2008 -4,433.00
2,028.00		100. PRINCIPAL FINL GROUP INC COM PROPERTY TYPE: SECURITIES 5,780.00					07/26/2007	12/30/2008 -3,752.00
2,122.00		75. PRUDENTIAL FINL INC COM PROPERTY TYPE: SECURITIES 6,836.00					07/26/2007	12/30/2008 -4,714.00
6,916.00		250. PUBLIC SERVICE ENTERPRISE GROUP INC PROPERTY TYPE: SECURITIES 10,302.00					07/26/2007	12/30/2008 -3,386.00
2,606.00		75. QUALCOMM INC PROPERTY TYPE: SECURITIES 3,129.00					10/29/2007	12/30/2008 -523.00
4,097.00		1200. QWEST COMMUNICATIONS INTL INC PROPERTY TYPE: SECURITIES 9,464.00					10/29/2007	12/30/2008 -5,367.00
1,910.00		200. REGAL ENTMT GROUP CL A COM PROPERTY TYPE: SECURITIES 4,394.00					10/29/2007	12/30/2008 -2,484.00
5,866.00		250. REPUBLIC SERVICES INC CL A PROPERTY TYPE: SECURITIES 7,459.00					07/26/2007	12/30/2008 -1,593.00
2,826.00		75. ROCKWELL COLLINS COM PROPERTY TYPE: SECURITIES 5,170.00					07/26/2007	12/30/2008 -2,344.00
1,349.00		45. ROGERS COMMUNICATIONS INC CL B PROPERTY TYPE: SECURITIES 2,059.00					07/26/2007	12/30/2008 -710.00

**FORM 990-PF - PART IV
CAPITAL GAINS AND LOSSES FOR TAX ON INVESTMENT INCOME**

Kind of Property		Description				P or D	Date acquired	Date sold
Gross sale price less expenses of sale	Depreciation allowed/ allowable	Cost or other basis	FMV as of 12/31/69	Adj. basis as of 12/31/69	Excess of FMV over adj basis		Gain or (loss)	
6,802.00		400. SCHERING PLOUGH CORP PROPERTY TYPE: SECURITIES 12,419.00					10/29/2007	12/30/2008
							-5,617.00	
5,781.00		100. SHERWIN WILLIAMS COMPANY PROPERTY TYPE: SECURITIES 6,391.00					10/29/2007	12/30/2008
							-610.00	
3,206.00		150. SONY CORP/AMER SHARES NEW/ PROPERTY TYPE: SECURITIES 7,630.00					07/26/2007	12/30/2008
							-4,424.00	
3,457.00		275. TCF FINANCIAL CORPORATION PROPERTY TYPE: SECURITIES 6,749.00					07/26/2007	12/30/2008
							-3,292.00	
817.00		55. TEXAS INSTRS INC PROPERTY TYPE: SECURITIES 1,963.00					07/26/2007	12/30/2008
							-1,146.00	
5,736.00		150. TIDEWATER INC PROPERTY TYPE: SECURITIES 10,518.00					07/26/2007	12/30/2008
							-4,782.00	
1,749.00		100. UNUMPROVIDENT CORP PROPERTY TYPE: SECURITIES 2,309.00					10/29/2007	12/30/2008
							-560.00	
4,374.00		250. UNUMPROVIDENT CORP PROPERTY TYPE: SECURITIES 5,670.00					12/28/2005	12/30/2008
							-1,296.00	
1,042.00		50. VALERO ENERGY CORP - NEW PROPERTY TYPE: SECURITIES 3,358.00					07/26/2007	12/30/2008
							-2,316.00	
5,349.00		300. VIACOM INC CL B COM PROPERTY TYPE: SECURITIES 11,646.00					07/26/2007	12/30/2008
							-6,297.00	
6,913.00		100. VULCAN MATERIALS COMPANY PROPERTY TYPE: SECURITIES 8,831.00					10/29/2007	12/30/2008
							-1,918.00	

**FORM 990-PF - PART IV
CAPITAL GAINS AND LOSSES FOR TAX ON INVESTMENT INCOME**

Kind of Property		Description				P or D	Date acquired	Date sold
Gross sale price less expenses of sale	Depreciation allowed/ allowable	Cost or other basis	FMV as of 12/31/69	Adj. basis as of 12/31/69	Excess of FMV over adj basis		Gain or (loss)	
4.00		200. WASHINGTON MUT INC COM PROPERTY TYPE: SECURITIES 5,598.00					10/29/2007 -5,594.00	12/30/2008
5,344.00		156. XTO ENERGY INC COM PROPERTY TYPE: SECURITIES 6,785.00					07/26/2007 -1,441.00	12/30/2008
5,887.00		250. ASPEN INS HLDGS LTD COM PROPERTY TYPE: SECURITIES 6,323.00					07/26/2007 -436.00	12/30/2008
5,451.00		200. LAZARD LTD CL A COM PROPERTY TYPE: SECURITIES 7,630.00					07/26/2007 -2,179.00	12/30/2008
5,189.00		100. ACE LTD COM PROPERTY TYPE: SECURITIES 5,844.00					07/26/2007 -655.00	12/30/2008
2,722.00		59. TRANSOCEAN LTD COM PROPERTY TYPE: SECURITIES 7,895.00					07/26/2007 -5,173.00	12/30/2008
4,506.00		255. ASML HLDGS N V NY REG SHS ADR PROPERTY TYPE: SECURITIES 6,600.00					10/31/2006 -2,094.00	12/30/2008
7,336.00		140. AIR PRODUCTS AND CHEMICALS INC PROPERTY TYPE: SECURITIES 6,834.00					12/30/2008 502.00	02/04/2009
5,189.00		30. CME GROUP INC COM PROPERTY TYPE: SECURITIES 5,803.00					12/30/2008 -614.00	02/04/2009
6,184.00		225. CVS CAREMARK CORP COM PROPERTY TYPE: SECURITIES 7,974.00					07/26/2007 -1,790.00	02/04/2009
2,777.00		90. CATERPILLAR INCORPORATED PROPERTY TYPE: SECURITIES 3,889.00					12/30/2008 -1,112.00	02/04/2009

**FORM 990-PF - PART IV
CAPITAL GAINS AND LOSSES FOR TAX ON INVESTMENT INCOME**

Kind of Property		Description				P or D	Date acquired	Date sold
Gross sale price less expenses of sale	Depreciation allowed/ allowable	Cost or other basis	FMV as of 12/31/69	Adj. basis as of 12/31/69	Excess of FMV over adj basis		Gain or (loss)	
177.00		50. CITIGROUP INC PROPERTY TYPE: SECURITIES 2,312.00					11/17/2004	02/04/2009
							-2,135.00	
1,590.00		450. CITIGROUP INC PROPERTY TYPE: SECURITIES 10,755.00					01/22/1999	02/04/2009
							-9,165.00	
10,591.00		250. COCA COLA CO COM PROPERTY TYPE: SECURITIES 11,090.00					08/05/2004	02/04/2009
							-499.00	
4,236.00		100. COCA COLA CO COM PROPERTY TYPE: SECURITIES 4,083.00					12/28/2005	02/04/2009
							153.00	
5,695.00		300. DISNEY WALT CO PROPERTY TYPE: SECURITIES 10,430.00					10/29/2007	02/04/2009
							-4,735.00	
3,968.00		50. DUN & BRADSTREET CORP DEL NEW COM PROPERTY TYPE: SECURITIES 4,866.00					07/26/2007	02/04/2009
							-898.00	
9,007.00		125. ENTERGY CORPORATION NEW PROPERTY TYPE: SECURITIES 12,425.00					07/26/2007	02/04/2009
							-3,418.00	
9,261.00		175. FPL GROUP INC COM PROPERTY TYPE: SECURITIES 9,813.00					07/26/2007	02/04/2009
							-552.00	
16,458.00		200. GENENTECH INC PROPERTY TYPE: SECURITIES 17,126.00					01/14/2009	02/04/2009
							-668.00	
6,172.00		75. GENENTECH INC PROPERTY TYPE: SECURITIES 5,574.00					10/29/2007	02/04/2009
							598.00	
7,071.00		100. GENZYME CORPORATION PROPERTY TYPE: SECURITIES 7,374.00					10/29/2007	02/04/2009
							-303.00	

**FORM 990-PF - PART IV
CAPITAL GAINS AND LOSSES FOR TAX ON INVESTMENT INCOME**

Kind of Property		Description				P r o p e r t y	Date acquired	Date sold
Gross sale price less expenses of sale	Depreciation allowed/ allowable	Cost or other basis	FMV as of 12/31/69	Adj. basis as of 12/31/69	Excess of FMV over adj basis		Gain or (loss)	
4,877.00		125. GOODRICH B F CO PROPERTY TYPE: SECURITIES 7,735.00					07/26/2007 -2,858.00	02/04/2009
8,628.00		25. GOOGLE INC CL A PROPERTY TYPE: SECURITIES 12,546.00					07/26/2007 -3,918.00	02/04/2009
3,729.00		100. HEINZ H J CO PROPERTY TYPE: SECURITIES 3,771.00					12/30/2008 -42.00	02/04/2009
3,468.00		100. ILLINOIS TOOL WORKS INCORPORATED PROPERTY TYPE: SECURITIES 5,702.00					10/29/2007 -2,234.00	02/04/2009
3,121.00		90. ILLINOIS TOOL WORKS INCORPORATED PROPERTY TYPE: SECURITIES 3,106.00					12/30/2008 15.00	02/04/2009
4,627.00		50. INTERNATIONAL BUSINESS MACHS PROPERTY TYPE: SECURITIES 4,162.00					12/28/2005 465.00	02/04/2009
1,821.00		75. J P MORGAN CHASE & CO COM PROPERTY TYPE: SECURITIES 3,595.00					10/31/2006 -1,774.00	02/04/2009
1,431.00		260. JANUS CAP GROUP INC PROPERTY TYPE: SECURITIES 1,894.00					12/30/2008 -463.00	02/04/2009
8,670.00		150. JOHNSON & JOHNSON PROPERTY TYPE: SECURITIES 8,670.00					04/04/2003	02/04/2009
2,966.00		50. LABORATORY CORP AMER HLDGS COM NEW PROPERTY TYPE: SECURITIES 2,712.00					12/28/2005 254.00	02/04/2009
843.00		215. MARSHALL & ILSLEY CORP NEW COM PROPERTY TYPE: SECURITIES 2,762.00					12/30/2008 -1,919.00	02/04/2009

**FORM 990-PF - PART IV
CAPITAL GAINS AND LOSSES FOR TAX ON INVESTMENT INCOME**

Kind of Property		Description				P or D	Date acquired	Date sold
Gross sale price less expenses of sale	Depreciation allowed/ allowable	Cost or other basis	FMV as of 12/31/69	Adj. basis as of 12/31/69	Excess of FMV over adj basis		Gain or (loss)	
7,215.00		125. MCDONALDS CORP PROPERTY TYPE: SECURITIES 4,150.00					03/08/2005	02/04/2009
							3,065.00	
11,116.00		375. MERCK & CO INC COM PROPERTY TYPE: SECURITIES 19,564.00					07/26/2007	02/04/2009
							-8,448.00	
2,202.00		100. MORGAN STANLEY DEAN WITTER DISCOVER PROPERTY TYPE: SECURITIES 1,475.00					12/30/2008	02/04/2009
							727.00	
4,274.00		100. NUCOR CORP PROPERTY TYPE: SECURITIES 4,564.00					12/30/2008	02/04/2009
							-290.00	
6,954.00		125. OCCIDENTAL PETROLEUM CORPORATION PROPERTY TYPE: SECURITIES 7,215.00					12/30/2008	02/04/2009
							-261.00	
6,350.00		370. ORACLE SYS CORP PROPERTY TYPE: SECURITIES 6,584.00					12/30/2008	02/04/2009
							-234.00	
2,893.00		100. PNC BK CORP PROPERTY TYPE: SECURITIES 6,301.00					12/28/2005	02/04/2009
							-3,408.00	
5,128.00		100. PEPSICO INCORPORATED PROPERTY TYPE: SECURITIES 7,364.00					10/29/2007	02/04/2009
							-2,236.00	
3,360.00		75. SMUCKER J M CO COM NEW PROPERTY TYPE: SECURITIES 3,226.00					12/30/2008	02/04/2009
							134.00	
6,656.00		200. SOUTHERN CO PROPERTY TYPE: SECURITIES 7,243.00					12/30/2008	02/04/2009
							-587.00	
2,393.00		100. STATE STREET CORP PROPERTY TYPE: SECURITIES 6,704.00					07/26/2007	02/04/2009
							-4,311.00	

**FORM 990-PF - PART IV
CAPITAL GAINS AND LOSSES FOR TAX ON INVESTMENT INCOME**

Kind of Property		Description				P or D	Date acquired	Date sold
Gross sale price less expenses of sale	Depreciation allowed/ allowable	Cost or other basis	FMV as of 12/31/69	Adj. basis as of 12/31/69	Excess of FMV over adj basis		Gain or (loss)	
5,959.00		125. UNITED TECHNOLOGIES CORP PROPERTY TYPE: SECURITIES 7,096.00				12/28/2005	02/04/2009	
						-1,137.00		
3,755.00		125. WASTE MANAGEMENT INC PROPERTY TYPE: SECURITIES 3,801.00				12/28/2005	02/04/2009	
						-46.00		
2,375.00		25. GENENTECH INC PROPERTY TYPE: SECURITIES 1,858.00				10/29/2007	03/26/2009	
						517.00		
14.00		.666 TIME WARNER INC NEW COM PROPERTY TYPE: SECURITIES 30.00				10/31/2006	04/17/2009	
						-16.00		
26.00		.936 TIME WARNER CABLE INC COM PROPERTY TYPE: SECURITIES 55.00				10/31/2006	04/17/2009	
						-29.00		
11,307.00		225. WYETH COM PROPERTY TYPE: SECURITIES 9,724.00				02/04/2009	10/15/2009	
						1,583.00		
TOTAL GAIN(LOSS)							----- -295,513. =====	

FORM 990PF, PART I - DIVIDENDS AND INTEREST FROM SECURITIES

DESCRIPTION	REVENUE AND EXPENSES PER BOOKS	NET INVESTMENT INCOME
AT&T INC	1,033.	1,033.
ABBOTT LABORATORIES	292.	292.
ALTRIA GROUP INC	277.	277.
AMERICAN ELECTRIC POWER CO	113.	113.
AMERICAN EXPRESS CO	144.	144.
AMERISOURCEBERGEN CORP COM	16.	16.
ANALOG DEVICES INC	165.	165.
AON CORP	120.	120.
APACHE CORPORATION	68.	68.
ASSURANT INC	14.	14.
ASTRAZENECA PLC-SPONS ADR (UK/USD) ISIN	157.	157.
AVON PRODUCTS INC	332.	332.
BB&T CORPORATION	94.	94.
BAXTER INTERNATIONAL INC	98.	98.
BRISTOL MYERS SQUIBB COMPANY	508.	508.
BURGER KING HLDGS INC COM	28.	28.
CBS CORP CL B COM	68.	68.
CSX CORP	99.	99.
CVS CAREMARK CORP COM	33.	33.
CABOT OIL & GAS CORP CL A	12.	12.
CAMPBELL SOUP CO	100.	100.
CATERPILLAR INCORPORATED	38.	38.
CHEVRONTXACO CORP COM	888.	888.
CITIGROUP INC	85.	85.
COCA COLA CO COM	133.	133.
COLGATE PALMOLIVE CO	274.	274.
COLUMBIA ACORN FUND CLASS Z SHARES	14.	14.
COLUMBIA MULTI-ADVISOR INT'L EQUITY FUND	2,251.	2,251.
COLUMBIA CASH RESERVES CAPITAL CLASS	1,307.	1,307.
COLUMBIA INTERNATIONAL STOCK FUND CLASS	810.	810.
COMCAST CORP	133.	133.
COMPANHIA VALE DO RIO DOCE SPONSORED ADR	76.	76.

FORM 990PF, PART I - DIVIDENDS AND INTEREST FROM SECURITIES

DESCRIPTION	REVENUE AND EXPENSES PER BOOKS	NET INVESTMENT INCOME
CONOCOPHILLIPS COM	165.	165.
CORNING INC	56.	56.
CUMMINS ENGINE INC	105.	105.
DEVON ENERGY CORPORATION	92.	92.
DISNEY WALT CO	105.	105.
DISCOVER FINL SVCS COM	6.	6.
DOW CHEMICAL COMPANY	42.	42.
DUPONT E I DE NEMOURS & CO COM	305.	305.
DUN & BRADSTREET CORP DEL NEW COM	114.	114.
EATON CORPORATION	38.	38.
EMERSON ELEC CO	50.	50.
ENERGY CORPORATION NEW	94.	94.
EXELON CORP COM	315.	315.
EXXON MOBIL CORPORATION	876.	876.
FPL GROUP INC COM	313.	313.
FAIRPOINT COMMUNICATIONS INC COM	1.	1.
FIRSTENERGY CORP	165.	165.
FRONTIER COMMUNICATIONS CORP COM	100.	100.
GAP INCORPORATED	83.	83.
GENERAL DYNAMICS CORP	44.	44.
GENERAL ELEC CO	694.	694.
GENUINE PARTS COMPANY	90.	90.
GOLDMAN SACHS GROUP INC	210.	210.
GOODRICH B F CO	31.	31.
GRAINGER W W INCORPORATED	79.	79.
HALLIBURTON CO	25.	25.
HARTFORD FINANCIAL SVCS GRP	24.	24.
HESS CORP COM	23.	23.
HEWLETT PACKARD COMPANY	160.	160.
HOME DEPOT INC	203.	203.
HONEYWELL INTERNATIONAL INC	298.	298.
ITT INDUSTRIES INC	18.	18.
ILLINOIS TOOL WORKS INCORPORATED	31.	31.

FORM 990PF, PART I - DIVIDENDS AND INTEREST FROM SECURITIES

DESCRIPTION	REVENUE AND EXPENSES PER BOOKS	NET INVESTMENT INCOME
-----	-----	-----
INTEL CORPORATION	362.	362.
INTERNATIONAL BUSINESS MACHS	260.	260.
INTERSIL CORP CL A	21.	21.
ISHARES TR RUSSELL MIDCAP INDEX FUND	1,155.	1,155.
J P MORGAN CHASE & CO COM	377.	377.
JOHNSON & JOHNSON	497.	497.
KBR INC COM	15.	15.
KIMBERLY CLARK CORP COM	404.	404.
KRAFT FOODS INC CL A COM	348.	348.
KROGER CO	81.	81.
L-3 COMMUNICATIONS HLDGS INC COM	53.	53.
LINEAR TECHNOLOGY CORP	83.	83.
LOCKHEED MARTIN CORPORATION	154.	154.
LORILLARD INC COM	92.	92.
LOWES COMPANIES INCORPORATED	70.	70.
MAXIM INTEGRATED PRODS INC	70.	70.
MCDONALDS CORP	413.	413.
MCKESSON HBOC INC	21.	21.
MERCK & CO INC COM	143.	143.
METLIFE INC	74.	74.
MICROSOFT CORPORATION	621.	621.
MOLSON COORS BREWING CO CL B	68.	68.
MONSANTO CO NEW COM	103.	103.
MORGAN STANLEY DEAN WITTER DISCOVER & CO	73.	73.
NEWS CORP CL A	57.	57.
NIKE INC CL B	50.	50.
NORDSTROM INCORPORATED	28.	28.
NORTHROP CORPORATION	101.	101.
OCCIDENTAL PETROLEUM CORPORATION	123.	123.
OMNICARE INCORPORATED	7.	7.
P G & E CORPORATION	284.	284.
PNC BK CORP	162.	162.
PACKAGING CORP OF AMERICA	90.	90.

FORM 990PF, PART I - DIVIDENDS AND INTEREST FROM SECURITIES

DESCRIPTION	REVENUE AND EXPENSES PER BOOKS	NET INVESTMENT INCOME
PARKER HANNIFIN CORPORATION	157.	157.
PEABODY ENERGY CORP COM	23.	23.
PEPSICO INCORPORATED	393.	393.
PFIZER INC	560.	560.
PHILIP MORRIS INTL INC COM	469.	469.
POLO RALPH LAUREN CORPORATION	19.	19.
POTASH CORP SASK INC	5.	5.
PRAXAIR INCORPORATED	244.	244.
PRECISION CASTPARTS CORPORATION	5.	5.
PRICE T ROWE GROUP INC COM	195.	195.
PRINCIPAL FINL GROUP INC COM	45.	45.
PROCTER & GAMBLE CO COM	294.	294.
PRUDENTIAL FINL INC COM	44.	44.
PUBLIC SERVICE ENTERPRISE GROUP INC	305.	305.
QUALCOMM INC	95.	95.
QWEST COMMUNICATIONS INTL INC	96.	96.
REGAL ENTMT GROUP CL A COM	60.	60.
REPUBLIC SERVICES INC CL A	48.	48.
RIO TINTO PLC SPONSORED ADR	1,276.	1,276.
ROCKWELL COLLINS COM	18.	18.
ROGERS COMMUNICATIONS INC CL B	181.	181.
SCHERING PLOUGH CORP	26.	26.
SHERWIN WILLIAMS COMPANY	35.	35.
SONY CORP/AMER SHARES NEW/ SOUTHERN CO	48.	48.
STAPLES INCORPORATED	84.	84.
STARWOOD HOTELS & RESORTS WORLDWIDE INC	74.	74.
STATE STREET CORP	90.	90.
TCF FINANCIAL CORPORATION	46.	46.
TARGET CORP	69.	69.
TEXAS INSTRS INC	49.	49.
TIDEWATER INC	114.	114.
TIME WARNER INC NEW COM	38.	38.
	94.	94.

FORM 990PF, PART I - DIVIDENDS AND INTEREST FROM SECURITIES

DESCRIPTION	REVENUE AND EXPENSES PER BOOKS	NET INVESTMENT INCOME
TIME WARNER INC NEW COM	100.	100.
US BANCORP DEL COM NEW	345.	345.
UNION PAC CORP COM	154.	154.
UNITED PARCEL SERVICE CL B	101.	101.
UNITED STS STL CORP NEW COM	30.	30.
UNITED TECHNOLOGIES CORP	318.	318.
UNITEDHEALTH GROUP INC	3.	3.
UNUMPROVIDENT CORP	26.	26.
VALERO ENERGY CORP - NEW	8.	8.
VERIZON COMMUNICATIONS	426.	426.
VULCAN MATERIALS COMPANY	49.	49.
WAL-MART STORES INCORPORATED	286.	286.
WASTE MANAGEMENT INC	233.	233.
WELLS FARGO COMPANY	154.	154.
WYETH COM	203.	203.
XTO ENERGY INC COM	19.	19.
ASPEN INS HLDGS LTD COM	38.	38.
AXIS CAPITAL HOLDINGS LTD COM	60.	60.
COOPER INDUSTRIES LTD NEW BERMUDA COM	94.	94.
NOBLE CORP COM	24.	24.
ACE LTD COM	173.	173.
NOBLE CORP COM	33.	33.
TOTAL	29,371.	29,275.

THE IORIO CHARITABLE FOUNDATION

04-6745180

FORM 990PF, PART I - OTHER INCOME

DESCRIPTION	REVENUE AND EXPENSES PER BOOKS	NET INVESTMENT INCOME
FEDERAL TAX REFUND	874.	
LAZARD LTD CL A COM	20.	20.
TOTALS	894.	20.

FORM 990PF, PART I - ACCOUNTING FEES

DESCRIPTION	REVENUE AND EXPENSES PER BOOKS	NET INVESTMENT INCOME	ADJUSTED NET INCOME	CHARITABLE PURPOSES
TAX PREPARATION FEE (NON-ALLOC	845.			845.
TOTALS	845.	NONE	NONE	845.

FORM 990PF, PART I - TAXES
=====

DESCRIPTION	REVENUE AND EXPENSES PER BOOKS	NET INVESTMENT INCOME
FOREIGN TAXES	40.	40.
FOREIGN TAXES ON QUALIFIED FOR	1,115.	1,115.
TOTALS	1,155.	1,155.

FORM 990PF, PART I - OTHER EXPENSES

DESCRIPTION	REVENUE AND EXPENSES PER BOOKS	CHARITABLE PURPOSES
OTHER ALLOCABLE EXPENSE-INCOME	35.	35.
OTHER NON-ALLOCABLE EXPENSE -	4.	4.
TOTALS	39.	39.

FORM 990PF, PART III - OTHER DECREASES IN NET WORTH OR FUND BALANCES
=====

DESCRIPTION -----	AMOUNT -----
ROUNDING	7.
SECURITIES ADJ	384.

TOTAL	391.
	=====

STATE(S) WHERE THE FOUNDATION IS REGISTERED
=====

MA

THE IORIO CHARITABLE FOUNDATION

04-6745180

FORM 990PF, PART VIII - LIST OF OFFICERS, DIRECTORS, AND TRUSTEES

=====

OFFICER NAME:

BANK OF AMERICA

ADDRESS:

100 FEDERAL STREET

BOSTON, MA 02110

TITLE:

TRUSTEE

AVERAGE HOURS PER WEEK DEVOTED TO POSITION: 40

COMPENSATION 5,612.

TOTAL COMPENSATION: 5,612.

=====

THE IORIO CHARITABLE FOUNDATION

04-6745180

990PF, PART VIII - COMPENSATION OF THE FIVE HIGHEST PAID EMPLOYEES
=====

EMPLOYEE NAME:

NONE

THE IORIO CHARITABLE FOUNDATION

04-6745180

990PF, PART VIII- COMPENSATION OF THE FIVE HIGHEST PAID PROFESSIONALS
=====

NAME:
NONE

STATEMENT 14

=====

RECIPIENT NAME:
MASSACHUSETTS COLLEGE
OF PHARMACY
RELATIONSHIP:
NONE
PURPOSE OF GRANT:
SUPPORTS NAMED ORGANIZATION
FOUNDATION STATUS OF RECIPIENT:
N/A
AMOUNT OF GRANT PAID 11,000.

RECIPIENT NAME:
LITTLE HILL FOUNDATION
RELATIONSHIP:
NONE
PURPOSE OF GRANT:
SUPPORTS NAMED ORGANIZATION
FOUNDATION STATUS OF RECIPIENT:
N/A
AMOUNT OF GRANT PAID 5,000.

RECIPIENT NAME:
CUSHING ACADEMY
RELATIONSHIP:
NONE
PURPOSE OF GRANT:
SUPPORTS NAMED ORGANIZATION
FOUNDATION STATUS OF RECIPIENT:
N/A
AMOUNT OF GRANT PAID 10,000.

RECIPIENT NAME:
MILLIS PUBLIC LIBRARY
RELATIONSHIP:
NONE
PURPOSE OF GRANT:
SUPPORTS NAMED ORGANIZATION
FOUNDATION STATUS OF RECIPIENT:
N/A
AMOUNT OF GRANT PAID 1,000.

TOTAL GRANTS PAID: 27,000.
=====

**SCHEDULE D
(Form 1041)**

Department of the Treasury
Internal Revenue Service

Capital Gains and Losses

▶ **Attach to Form 1041, Form 5227, or Form 990-T. See the separate instructions for Form 1041 (also for Form 5227 or Form 990-T, if applicable).**

OMB No. 1545-0092

2008

Name of estate or trust THE IORIO CHARITABLE FOUNDATION	Employer identification number 04-6745180
---	---

Note: Form 5227 filers need to complete *only* Parts I and II.

Part I Short-Term Capital Gains and Losses - Assets Held One Year or Less

(a) Description of property (Example 100 shares 7% preferred of "Z" Co.)	(b) Date acquired (mo., day, yr.)	(c) Date sold (mo., day, yr.)	(d) Sales price	(e) Cost or other basis (see page 4 of the instructions)	(f) Gain or (loss) for the entire year Subtract (e) from (d)
1a					

b Enter the short-term gain or (loss), if any, from Schedule D-1, line 1b	1b	-3,229.
2 Short-term capital gain or (loss) from Forms 4684, 6252, 6781, and 8824	2	
3 Net short-term gain or (loss) from partnerships, S corporations, and other estates or trusts	3	
4 Short-term capital loss carryover. Enter the amount, if any, from line 9 of the 2007 Capital Loss Carryover Worksheet	4	()
5 Net short-term gain or (loss). Combine lines 1a through 4 in column (f). Enter here and on line 13, column (3) on the back ▶	5	-3,229.

Part II Long-Term Capital Gains and Losses - Assets Held More Than One Year

(a) Description of property (Example 100 shares 7% preferred of "Z" Co.)	(b) Date acquired (mo., day, yr.)	(c) Date sold (mo., day, yr.)	(d) Sales price	(e) Cost or other basis (see page 4 of the instructions)	(f) Gain or (loss) for the entire year Subtract (e) from (d)
6a LONG-TERM CAPITAL GAIN DIVIDENDS		STMT 1			12,502.

b Enter the long-term gain or (loss), if any, from Schedule D-1, line 6b	6b	-304,786.
7 Long-term capital gain or (loss) from Forms 2439, 4684, 6252, 6781, and 8824	7	
8 Net long-term gain or (loss) from partnerships, S corporations, and other estates or trusts	8	
9 Capital gain distributions	9	
10 Gain from Form 4797, Part I	10	
11 Long-term capital loss carryover. Enter the amount, if any, from line 14 of the 2007 Capital Loss Carryover Worksheet	11	()
12 Net long-term gain or (loss). Combine lines 6a through 11 in column (f). Enter here and on line 14a, column (3) on the back ▶	12	-292,284.

For Paperwork Reduction Act Notice, see the Instructions for Form 1041.

Schedule D (Form 1041) 2008

Part III Summary of Parts I and II		(1) Beneficiaries' (see page 5)	(2) Estate's or trust's	(3) Total
Caution: Read the instructions before completing this part.				
13	Net short-term gain or (loss)	13		-3,229.
14	Net long-term gain or (loss):			
a	Total for year	14a		-292,284.
b	Unrecaptured section 1250 gain (see line 18 of the wrksht.)	14b		
c	28% rate gain	14c		
15	Total net gain or (loss). Combine lines 13 and 14a	15		-295,513.

Note: If line 15, column (3), is a net gain, enter the gain on Form 1041, line 4 (or Form 990-T, Part I, line 4a). If lines 14a and 15, column (2), are net gains, go to Part V, and do not complete Part IV. If line 15, column (3), is a net loss, complete Part IV and the Capital Loss Carryover Worksheet, as necessary.

Part IV Capital Loss Limitation

16	Enter here and enter as a (loss) on Form 1041, line 4 (or Form 990-T, Part I, line 4c, if a trust), the smaller of:	16	(3,000)
a	The loss on line 15, column (3) or b \$3,000		

Note: If the loss on line 15, column (3), is more than \$3,000, or if Form 1041, page 1, line 22 (or Form 990-T, line 34), is a loss, complete the Capital Loss Carryover Worksheet on page 7 of the instructions to figure your capital loss carryover.

Part V Tax Computation Using Maximum Capital Gains Rates

Form 1041 filers. Complete this part **only** if both lines 14a and 15 in column (2) are gains, or an amount is entered in Part I or Part II and there is an entry on Form 1041, line 2b(2), and Form 1041, line 22, is more than zero.

Caution: Skip this part and complete the worksheet on page 8 of the instructions if:

- Either line 14b, col. (2) or line 14c, col. (2) is more than zero, or
- Both Form 1041, line 2b(1), and Form 4952, line 4g are more than zero.

Form 990-T trusts. Complete this part **only** if both lines 14a and 15 are gains, or qualified dividends are included in income in Part I of Form 990-T, and Form 990-T, line 34, is more than zero. Skip this part and complete the worksheet on page 8 of the instructions if either line 14b, col. (2) or line 14c, col. (2) is more than zero.

17	Enter taxable income from Form 1041, line 22 (or Form 990-T, line 34)	17		
18	Enter the smaller of line 14a or 15 in column (2) but not less than zero	18		
19	Enter the estate's or trust's qualified dividends from Form 1041, line 2b(2) (or enter the qualified dividends included in income in Part I of Form 990-T)	19		
20	Add lines 18 and 19	20		
21	If the estate or trust is filing Form 4952, enter the amount from line 4g; otherwise, enter -0-	21		
22	Subtract line 21 from line 20. If zero or less, enter -0-	22		
23	Subtract line 22 from line 17. If zero or less, enter -0-	23		
24	Enter the smaller of the amount on line 17 or \$2,200	24		
25	Is the amount on line 23 equal to or more than the amount on line 24? <input type="checkbox"/> Yes. Skip lines 25 and 26; go to line 27 and check the "No" box. <input type="checkbox"/> No. Enter the amount from line 23	25		
26	Subtract line 25 from line 24	26		
27	Are the amounts on lines 22 and 26 the same? <input type="checkbox"/> Yes. Skip lines 27 thru 30, go to line 31. <input type="checkbox"/> No. Enter the smaller of line 17 or line 22	27		
28	Enter the amount from line 26 (If line 26 is blank, enter -0-)	28		
29	Subtract line 28 from line 27	29		
30	Multiply line 29 by 15% (.15)			30
31	Figure the tax on the amount on line 23. Use the 2008 Tax Rate Schedule for Estates and Trusts (see the Schedule G instructions)			31
32	Add lines 30 and 31			32
33	Figure the tax on the amount on line 17. Use the 2008 Tax Rate Schedule for Estates and Trusts (see the Schedule G instructions)			33
34	Tax on all taxable income. Enter the smaller of line 32 or line 33 here and on line 1a of Schedule G, Form 1041 (or line 36 of Form 990-T)			34

Name of estate or trust as shown on Form 1041. Do not enter name and employer identification number if shown on the other side
THE IORIO CHARITABLE FOUNDATION

Employer identification number
04-6745180

Part II Long-Term Capital Gains and Losses - Assets Held More Than One Year

(a) Description of property (Example 100 sh 7% preferred of "Z" Co.)	(b) Date acquired (mo., day, yr.)	(c) Date sold (mo., day, yr.)	(d) Sales price (see page 4 of the instructions)	(e) Cost or other basis (see page 4 of the instructions)	(f) Gain or (loss) Subtract (e) from (d)
6a 300. ADOBE SYS INC	07/26/2007	12/30/2008	6,250.00	12,131.00	-5,881.00
250. AGILENT TECHNOLOGIES INC	07/26/2007	12/30/2008	3,746.00	9,561.00	-5,815.00
175. AKAMAI TECHNOLOGIES INC	07/26/2007	12/30/2008	2,552.00	6,549.00	-3,997.00
275. AMERICAN ELECTRIC POWER CO	07/26/2007	12/30/2008	8,782.00	11,954.00	-3,172.00
100. ASSURANT INC	10/29/2007	12/30/2008	2,804.00	5,903.00	-3,099.00
125. AUTODESK INC (DEL)	07/26/2007	12/30/2008	2,327.00	5,388.00	-3,061.00
200. BB&T CORPORATION	07/26/2007	12/30/2008	5,206.00	7,552.00	-2,346.00
150. CBS CORP CL B COM	07/26/2007	12/30/2008	1,157.00	4,930.00	-3,773.00
100. CBS CORP CL B COM	04/15/2003	12/30/2008	771.00	3,264.00	-2,493.00
300. CIGNA CORPORATION	12/28/2005	12/30/2008	4,816.00	11,330.00	-6,514.00
100. CENTEX CORP	10/29/2007	12/30/2008	1,027.00	2,670.00	-1,643.00
480. CISCO SYSTEMS INCORPORATED	12/23/1998	12/30/2008	7,758.00	11,363.00	-3,605.00
200. COACH INC COM	10/29/2007	12/30/2008	3,984.00	7,434.00	-3,450.00
100. COGNIZANT TECHNOLOGY SOLUTIONS CORP CL A	10/29/2007	12/30/2008	1,745.00	4,038.00	-2,293.00
300. COLGATE PALMOLIVE CO	12/28/2005	12/30/2008	20,363.00	16,572.00	3,791.00
250. COMPANHIA VALE DO RIO DOCE SPONSORED ADR	07/26/2007	12/30/2008	2,906.00	5,781.00	-2,875.00
350. CONOCOPHILLIPS COM	07/26/2007	12/30/2008	17,631.00	28,035.00	-10,404.00
175. COVENTRY HEALTH CARE INC COM	07/26/2007	12/30/2008	2,547.00	9,969.00	-7,422.00
100. DIAGEO SPONSORED ADR (UK-USD) SEDOL #2133896	12/28/2005	12/30/2008	5,537.00	5,834.00	-297.00
100. DISCOVER FINL SVCS COM	10/29/2007	12/30/2008	883.00	1,966.00	-1,083.00
100. DISH NETWORK CORP COM CL A	10/29/2007	12/30/2008	1,075.00	4,126.00	-3,051.00
700. DOMTAR CORP COM	10/29/2007	12/30/2008	1,158.00	5,899.00	-4,741.00
100. DOW CHEMICAL COMPANY	12/28/2005	12/30/2008	1,538.00	4,419.00	-2,881.00
100. E M C CORP MASS	10/29/2007	12/30/2008	1,033.00	2,547.00	-1,514.00
170. E M C CORP MASS	07/26/2007	12/30/2008	1,757.00	3,065.00	-1,308.00

6b Total. Combine the amounts in column (f). Enter here and on Schedule D, line 6b

Name of estate or trust as shown on Form 1041. Do not enter name and employer identification number if shown on the other side
THE IORIO CHARITABLE FOUNDATION

Employer identification number
04-6745180

Part II Long-Term Capital Gains and Losses - Assets Held More Than One Year

(a) Description of property (Example 100 sh. 7% preferred of "Z" Co)	(b) Date acquired (mo., day, yr.)	(c) Date sold (mo., day, yr.)	(d) Sales price (see page 4 of the instructions)	(e) Cost or other basis (see page 4 of the instructions)	(f) Gain or (loss) Subtract (e) from (d)
6a 75. EATON CORPORATION	07/26/2007	12/30/2008	3,599.00	7,231.00	-3,632.00
20. ECHOSTAR CORP CL A	10/29/2007	12/30/2008	275.00	871.00	-596.00
150. EMERSON ELEC CO	07/26/2007	12/30/2008	5,338.00	7,192.00	-1,854.00
100. EVERGREEN SOLAR INC COM	10/29/2007	12/30/2008	293.00	1,151.00	-858.00
90. EXPRESS SCRIPTS INC CL A	07/26/2007	12/30/2008	5,144.00	4,468.00	676.00
3. FAIRPOINT COMMUNICATIONS INC COM	10/31/2006	12/30/2008	8.00	25.00	-17.00
400. FRONTIER COMMUNICATIONS CORP COM	10/31/2006	12/30/2008	3,297.00	5,925.00	-2,628.00
200. GAMESTOP CORP CL A COM	10/29/2007	12/30/2008	4,350.00	11,703.00	-7,353.00
125. GENERAL DYNAMICS CORP	07/26/2007	12/30/2008	6,983.00	10,026.00	-3,043.00
15. GILEAD SCIENCES INC	10/29/2007	12/30/2008	769.00	689.00	80.00
275. HALLIBURTON CO	07/26/2007	12/30/2008	4,659.00	9,996.00	-5,337.00
75. HARTFORD FINANCIAL SVCS GRP	05/07/2004	12/30/2008	1,189.00	4,832.00	-3,643.00
156. HOLOGIC INC	07/26/2007	12/30/2008	1,868.00	5,169.00	-3,301.00
100. ITT INDUSTRIES INC	07/26/2007	12/30/2008	4,473.00	6,711.00	-2,238.00
50. INTERNATIONAL BUSINESS MACHS	12/28/2005	12/30/2008	4,145.00	4,162.00	-17.00
175. INTERSIL CORP CL A	07/26/2007	12/30/2008	1,570.00	5,141.00	-3,571.00
300. KBR INC COM	07/26/2007	12/30/2008	4,468.00	8,788.00	-4,320.00
100. LORILLARD INC COM	10/29/2007	12/30/2008	5,507.00	8,536.00	-3,029.00
200. MBIA INCORPORATED	10/29/2007	12/30/2008	801.00	9,636.00	-8,835.00
100. MEMC ELECTRONIC MATERIALS	12/28/2005	12/30/2008	1,336.00	2,196.00	-860.00
350. MAXIM INTEGRATED PRODS INC	07/26/2007	12/30/2008	3,880.00	11,472.00	-7,592.00
175. MCKESSON HBOC INC	07/26/2007	12/30/2008	6,682.00	10,212.00	-3,530.00
100. MIRANT CORP COM	10/29/2007	12/30/2008	1,793.00	4,179.00	-2,386.00
100. NII HLDGS INC COM	10/29/2007	12/30/2008	1,745.00	6,248.00	-4,503.00
175. NASDAQ STOCK MARKET INC COM	10/31/2006	12/30/2008	3,979.00	6,345.00	-2,366.00

6b Total. Combine the amounts in column (f). Enter here and on Schedule D, line 6b

Name of estate or trust as shown on Form 1041. Do not enter name and employer identification number if shown on the other side
THE IORIO CHARITABLE FOUNDATION Employer identification number
 04-6745180

Part II Long-Term Capital Gains and Losses - Assets Held More Than One Year

(a) Description of property (Example 100 sh. 7% preferred of "Z" Co.)	(b) Date acquired (mo., day, yr.)	(c) Date sold (mo., day, yr.)	(d) Sales price (see page 4 of the instructions)	(e) Cost or other basis (see page 4 of the instructions)	(f) Gain or (loss) Subtract (e) from (d)
6a 200. NIKE INC CL B	10/29/2007	12/30/2008	9,819.00	13,058.00	-3,239.00
300. NOKIA CORPORATION SPONSORED ADR	12/28/2005	12/30/2008	4,666.00	5,559.00	-893.00
175. NORDSTROM INCORPORATED	07/26/2007	12/30/2008	2,069.00	7,500.00	-5,431.00
375. NVIDIA CORP	10/31/2006	12/30/2008	2,949.00	8,534.00	-5,585.00
300. PACKAGING CORP OF AMERICA	07/26/2007	12/30/2008	3,814.00	7,778.00	-3,964.00
250. PRAXAIR INCORPORATED	07/26/2007	12/30/2008	14,551.00	18,984.00	-4,433.00
100. PRINCIPAL FINL GROUP INC COM	07/26/2007	12/30/2008	2,028.00	5,780.00	-3,752.00
75. PRUDENTIAL FINL INC COM	07/26/2007	12/30/2008	2,122.00	6,836.00	-4,714.00
250. PUBLIC SERVICE ENTERPRISE GROUP INC	07/26/2007	12/30/2008	6,916.00	10,302.00	-3,386.00
75. QUALCOMM INC	10/29/2007	12/30/2008	2,606.00	3,129.00	-523.00
1200. QWEST COMMUNICATIONS INTL INC	10/29/2007	12/30/2008	4,097.00	9,464.00	-5,367.00
200. REGAL ENTMT GROUP CL A COM	10/29/2007	12/30/2008	1,910.00	4,394.00	-2,484.00
250. REPUBLIC SERVICES INC CL A	07/26/2007	12/30/2008	5,866.00	7,459.00	-1,593.00
75. ROCKWELL COLLINS COM	07/26/2007	12/30/2008	2,826.00	5,170.00	-2,344.00
45. ROGERS COMMUNICATIONS INC CL B	07/26/2007	12/30/2008	1,349.00	2,059.00	-710.00
400. SCHERING PLOUGH CORP	10/29/2007	12/30/2008	6,802.00	12,419.00	-5,617.00
100. SHERWIN WILLIAMS COMPANY	10/29/2007	12/30/2008	5,781.00	6,391.00	-610.00
150. SONY CORP/AMER SHARES NEW/	07/26/2007	12/30/2008	3,206.00	7,630.00	-4,424.00
275. TCF FINANCIAL CORPORATION	07/26/2007	12/30/2008	3,457.00	6,749.00	-3,292.00
55. TEXAS INSTRS INC	07/26/2007	12/30/2008	817.00	1,963.00	-1,146.00
150. TIDEWATER INC	07/26/2007	12/30/2008	5,736.00	10,518.00	-4,782.00
100. UNUMPROVIDENT CORP	10/29/2007	12/30/2008	1,749.00	2,309.00	-560.00
250. UNUMPROVIDENT CORP	12/28/2005	12/30/2008	4,374.00	5,670.00	-1,296.00
50. VALERO ENERGY CORP - NEW	07/26/2007	12/30/2008	1,042.00	3,358.00	-2,316.00
300. VIACOM INC CL B COM	07/26/2007	12/30/2008	5,349.00	11,646.00	-6,297.00

6b Total. Combine the amounts in column (f). Enter here and on Schedule D, line 6b

Name of estate or trust as shown on Form 1041. Do not enter name and employer identification number if shown on the other side
THE IORIO CHARITABLE FOUNDATION Employer identification number
04-6745180

Part II Long-Term Capital Gains and Losses - Assets Held More Than One Year

(a) Description of property (Example 100 sh 7% preferred of "Z" Co.)	(b) Date acquired (mo., day, yr.)	(c) Date sold (mo., day, yr.)	(d) Sales price (see page 4 of the instructions)	(e) Cost or other basis (see page 4 of the instructions)	(f) Gain or (loss) Subtract (e) from (d)
6a 100. VULCAN MATERIALS COMPANY	10/29/2007	12/30/2008	6,913.00	8,831.00	-1,918.00
200. WASHINGTON MUT INC COM	10/29/2007	12/30/2008	4.00	5,598.00	-5,594.00
156. XTO ENERGY INC COM	07/26/2007	12/30/2008	5,344.00	6,785.00	-1,441.00
250. ASPEN INS HLDGS LTD COM	07/26/2007	12/30/2008	5,887.00	6,323.00	-436.00
200. LAZARD LTD CL A COM	07/26/2007	12/30/2008	5,451.00	7,630.00	-2,179.00
100. ACE LTD COM	07/26/2007	12/30/2008	5,189.00	5,844.00	-655.00
59. TRANSOCEAN LTD COM	07/26/2007	12/30/2008	2,722.00	7,895.00	-5,173.00
255. ASML HLDGS N V NY REG SHS ADR	10/31/2006	12/30/2008	4,506.00	6,600.00	-2,094.00
225. CVS CAREMARK CORP COM	07/26/2007	02/04/2009	6,184.00	7,974.00	-1,790.00
50. CITIGROUP INC	11/17/2004	02/04/2009	177.00	2,312.00	-2,135.00
450. CITIGROUP INC	01/22/1999	02/04/2009	1,590.00	10,755.00	-9,165.00
250. COCA COLA CO COM	08/05/2004	02/04/2009	10,591.00	11,090.00	-499.00
100. COCA COLA CO COM	12/28/2005	02/04/2009	4,236.00	4,083.00	153.00
300. DISNEY WALT CO	10/29/2007	02/04/2009	5,695.00	10,430.00	-4,735.00
50. DUN & BRADSTREET CORP DEL NEW COM	07/26/2007	02/04/2009	3,968.00	4,866.00	-898.00
125. ENTERGY CORPORATION NEW	07/26/2007	02/04/2009	9,007.00	12,425.00	-3,418.00
175. FPL GROUP INC COM	07/26/2007	02/04/2009	9,261.00	9,813.00	-552.00
75. GENENTECH INC	10/29/2007	02/04/2009	6,172.00	5,574.00	598.00
100. GENZYME CORPORATION	10/29/2007	02/04/2009	7,071.00	7,374.00	-303.00
125. GOODRICH B F CO	07/26/2007	02/04/2009	4,877.00	7,735.00	-2,858.00
25. GOOGLE INC CL A	07/26/2007	02/04/2009	8,628.00	12,546.00	-3,918.00
100. ILLINOIS TOOL WORKS INCORPORATED	10/29/2007	02/04/2009	3,468.00	5,702.00	-2,234.00
50. INTERNATIONAL BUSINESS MACHS	12/28/2005	02/04/2009	4,627.00	4,162.00	465.00
75. J P MORGAN CHASE & CO COM	10/31/2006	02/04/2009	1,821.00	3,595.00	-1,774.00
150. JOHNSON & JOHNSON	04/04/2003	02/04/2009	8,670.00	8,670.00	

6b Total. Combine the amounts in column (f). Enter here and on Schedule D, line 6b

FEDERAL CAPITAL GAIN DIVIDENDS
=====

LONG-TERM CAPITAL GAIN DIVIDENDS

15% RATE CAPITAL GAIN DIVIDENDS

CMGI INC COM	713.00
COLUMBIA ACORN FUND CLASS Z SHARES	103.00
COLUMBIA INTERNATIONAL STOCK FUND CLASS Z SHA	5,767.00
COLUMBIA SMALL CAP CORE FUND CLASS Z SHARES	5,124.00
MONSTER WORLDWIDE INC COM	96.00
TENENT HEALTHCARE CORP	698.00

TOTAL 15% RATE CAPITAL GAIN DIVIDENDS

12,502.00

TOTAL LONG-TERM CAPITAL GAIN DIVIDENDS

12,502.00

=====

Settlement Date



Account Summary

Oct. 01, 2009 through Oct. 31, 2009

Account: 80-01-900-8556678 THE IORIO CHARITABLE FOUNDATION

Market Value \$1,672,776.41


Account Activity		Realized Gain/Loss Summary		Income Summary	
Description	Current Period	Description	Current Period	Description	Current Period
Beginning Market Value	\$1,706,923.11	Short-term	\$1,582.82	Dividends - Taxable	\$1,207.21
Income	1,207.21	Long-term	0.00	Other Income	0.00
Deposits	0.00	Net Total	\$1,582.82	Total Income	\$1,207.21
Disbursements	0.00				
Bank Fees	-437.44				
Change in Market Value	-34,916.47				
Ending Market Value	\$1,672,776.41				
Change in Account Value	-34,146.70				

Fiscal		YTD Since	
Description	YTD	Description	11/01/08
Dividends - Taxable	\$3,224.31	Dividends - Taxable	\$28,191.77
Other Income	-292,660.25	Other Income	20.00
Total Income	-\$295,884.56	Total Income	\$28,211.77

Portfolio Allocation	
Description	YTD Since 11/01/08
Beginning Market Value	\$1,490,154.55
Income	28,211.77
Deposits	13,375.72
Disbursements	-27,035.00
Bank Fees	-6,456.79
Change in Market Value	174,526.16
Ending Market Value	\$1,672,776.41
Change in Account Value	182,621.86

Description	Market Value	Tax Cost	Estimated Annual Income	Current Yield
Cash/Currency	\$111,694.12	\$111,679.25	\$190.97	0.2%
Equities	1,561,082.29	1,662,189.55	24,461.42	1.6
Total Assets	\$1,672,776.41	\$1,773,868.80	\$24,652.39	1.5%
Total	\$1,672,776.41	\$1,773,868.80	\$24,652.39	

Cash/Currency 6.7%



Equities 93.3%

Market Value includes accrued income unless otherwise noted

The amounts shown throughout this statement should not be used in the preparation of tax documents. Detail specifying taxable nature of income will be provided with year-end tax documentation. Please consult your tax advisor.

Settlement Date



Account Summary

Oct. 01, 2009 through Oct. 31, 2009

Account: 80-01-900-8556678 THE IORIO CHARITABLE FOUNDATION

Cash Summary

	Current Period		YTD Since 11/01/08	
	Income Cash	Principal Cash	Income Cash	Principal Cash
Beginning Value	\$0.00	\$0.00	\$0.00	\$0.00
Income	1,207.21	0.00	27,051.46	1,160.31
Deposits	0.00	0.00	0.00	13,375.72
Disbursements	0.00	0.00	-27,035.00	0.00
Bank Fees	-218.74	-218.70	-3,228.58	-3,228.21
Purchases	0.00	-3,881.76	0.00	-603,230.78
Sales and Maturities	0.00	11,306.76	0.00	551,297.03
Net Automated Money Market Transactions	-988.47	-7,206.30	3,212.12	40,625.93
Ending Value	\$0.00	\$0.00	\$0.00	\$0.00

Settlement Date



Portfolio Analysis

Oct. 01, 2009 through Oct. 31, 2009

Account: 80-01-900-8556678 THE IORIO CHARITABLE FOUNDATION

Portfolio Summary by Asset Class:

Description	Market Value	% of Account	% of Sector	Tax Cost	Estimated Annual Income	Current Yield
Cash/Currency						
Cash Equivalents	\$111,694.12	6.7%	100.0%	\$111,679.25	\$190.97	0.2%
Total Cash/Currency	\$111,694.12	6.7%	100.0%	\$111,679.25	\$190.97	0.2%
Equities						
U.S. Large Cap	\$909,717.88	54.4%	58.3%	\$832,821.00	\$19,397.94	2.1%
U.S. Mid Cap	307,025.84	18.4	19.7	357,370.46	2,115.59	0.7
U.S. Small Cap	49,805.40	3.0	3.2	75,000.00	0.00	0.0
International Developed	294,533.17	17.6	18.9	396,998.09	2,947.89	1.0
Total Equities	\$1,561,082.29	93.3%	100.0%	\$1,662,189.55	\$24,461.42	1.6%
Total Assets	\$1,672,776.41	100.0%		\$1,773,868.80	\$24,652.39	1.5%
Total	\$1,672,776.41			\$1,773,868.80	\$24,652.39	

Settlement Date

Portfolio Analysis

Oct 01, 2009 through Oct 31, 2009

Account: 80-01-900-8556678 THE IORIO CHARITABLE FOUNDATION

Equities - Summary by Business Sector

Sector	Market Value	% of Equities	% of S&P 500
Consumer Discretionary	\$98,304.96	6.3%	9.1%
Consumer Staples	128,705.25	8.2	11.9
Energy	144,250.10	9.2	12.4
Financials	154,714.85	9.9	14.7
Health Care	135,615.77	8.7	12.6
Industrials	112,744.77	7.2	10.1
Information Technology	215,063.75	13.8	19.0
Materials	37,635.45	2.4	3.4
Telecommunication Services	34,302.65	2.2	3.1
Utilities	36,990.25	2.4	3.7
Other Equities	462,754.49	29.6	0.0
Total Equities	\$1,561,082.29	100.0%	100.0%

Settlement Date



Bank of America Private Wealth Management

Portfolio Detail

Account: 80-01-900-8556678 THE IORIO CHARITABLE FOUNDATION

Oct. 01, 2009 through Oct. 31, 2009

Units	Description	CUSIP	Market Value(1)/ Market Price	Accrued Income	Average Unit Cost	Tax Cost/ Unit Cost	Unrealized Gain/Loss	Estimated Annual Income	Cur Yld/ YTM
Cash Equivalents									
77,094.390	COLUMBIA CASH RESERVES CAPITAL CLASS (Income Investment)	19765K506	\$77,094.39	\$10.56	\$77,094.39	1.000	\$0.00	\$131.83	0.2%
34,584.860	COLUMBIA CASH RESERVES CAPITAL CLASS	19765K506	34,584.86	4.31	34,584.86	1.000	0.00	59.14	0.2
	Total Cash Equivalents		\$111,679.25	\$14.87	\$111,679.25		\$0.00	\$190.97	0.2%
	Total Cash/Currency		\$111,679.25	\$14.87	\$111,679.25		\$0.00	\$190.97	0.2%

Equities

(2) Industry Sector Codes	CND = Consumer Discretionary CNS = Consumer Staples ENR = Energy	FIN = Financials HEA = Health Care IND = Industrials	IFT = Information Technology MAT = Materials OEq = Other Equities	TEL = Telecommunication Services UTL = Utilities			
U.S. Large Cap							
275.000 Ticker: ABT	002824100 HEA	\$13,906.75 50.570	\$110.00	\$14,039.79 51.054	-133.04	\$440.00	3.2%
415.000 Ticker: ATVI	00507V109 IFT	4,494.45 10.830	0.00	3,493.26 8.417	1,001.19	0.00	0.0
150.000 Ticker: A	00846U101 IFT	3,711.00 24.740	0.00	2,777.33 18.516	933.67	0.00	0.0
250.000 Ticker: MO	02209S103 CNS	4,527.50 18.110	0.00	4,016.66 16.067	510.84	340.00	7.5
200.000 Ticker: AXP	025816109 FIN	6,968.00 34.840	36.00	11,557.48 57.787	-4,589.48	144.00	2.1
245.000 Ticker: AMGN	031162100 HEA	13,136.90 53.620	0.00	13,960.34 56.981	-823.44	0.00	0.0
200.000 Ticker: AOC	037389103 FIN	7,702.00 38.510	30.00	9,107.50 45.538	-1,405.50	120.00	1.6
150.000 Ticker: APA	037411105 ENR	14,118.00 94.120	22.50	10,855.73 72.372	3,262.27	90.00	0.6

(1) Market Value in the Portfolio Detail section does not include Accrued Income

Settlement Date

Portfolio Detail

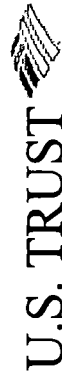
Account: 80-01-900-8556678 THE IORIO CHARITABLE FOUNDATION

Oct 01, 2009 through Oct. 31, 2009

Units	Description	CUSIP	Sector (2)	Market Value(1)/ Market Price	Accrued Income	Average Unit Cost	Tax Cost/ Average Unit Cost	Unrealized Gain/Loss	Estimated Annual Income	Cur Yld/ YTM
U.S. Large Cap (cont)										
150.000	APPLE INC Ticker: AAPL	037833100	IFT	28,275.00 188.500	0.00	20,399.88 135.999	7,875.12	0.00	0.00	0.0
825.000	AT&T INC Ticker: T	00206R102	TEL	21,177.75 25.670	338.25	21,344.88 25.873	-167.13	1,353.00	6.4	6.4
400.000	AVON PRODS INC Ticker: AVP	054303102	CNS	12,820.00 32.050	0.00	15,657.00 39.143	-2,837.00	336.00	2.6	2.6
125.000	BAXTER INTL INC Ticker: BAX	071813109	HEA	6,757.50 54.060	0.00	6,569.69 52.558	187.81	130.00	1.9	1.9
495.000	BRISTOL MYERS SQUIBB CO Ticker: BMY	110122108	HEA	10,791.00 21.800	153.45	13,580.00 27.434	-2,789.00	613.80	5.7	5.7
200.000	CAMPBELL SOUP CO Ticker: CPB	134429109	CNS	6,350.00 31.750	50.00	5,865.10 29.326	484.90	200.00	3.2	3.2
350.000	CHEVRON CORP Ticker: CVX	166764100	ENR	26,789.00 76.540	0.00	23,322.70 66.636	3,466.30	952.00	3.6	3.6
455.000	CISCO SYS INC Ticker: CSCO	17275R102	IFT	10,378.55 22.810	0.00	10,770.70 23.672	-392.15	0.00	0.0	0.0
175.000	COLGATE PALMOLIVE CO Ticker: CL	194162103	CNS	13,760.25 78.630	77.00	11,185.56 63.917	2,574.69	308.00	2.2	2.2
500.000	COMCAST CORP NEW CL A COM Ticker: CMCSA	20030N101	CND	7,250.00 14.500	0.00	8,093.75 16.188	-843.75	135.00	1.9	1.9
375.000	CORNING INC Ticker: GLW	219350105	IFT	5,478.75 14.610	0.00	4,034.06 10.757	1,444.69	75.00	1.4	1.4
150.000	CSX CORP Ticker: CSX	126408103	IND	6,327.00 42.180	0.00	4,638.83 30.926	1,688.17	132.00	2.1	2.1
150.000	DEVON ENERGY CORP NEW Ticker: DVN	25179M103	ENR	9,706.50 64.710	0.00	10,970.63 73.138	-1,264.13	96.00	1.0	1.0
200.000	DIRECTV GROUP INC Ticker: DTV	25459L106	CND	5,260.00 26.300	0.00	4,439.10 22.196	820.90	0.00	0.0	0.0
215.000	DU PONT E I DE NEMOURS & CO Ticker: DD	263534109	MAT	6,841.30 31.820	0.00	7,767.10 36.126	-925.80	352.60	5.2	5.2

Equities (cont)

Settlement Date



Bank of America Private Wealth Management

Portfolio Detail

Account: 80-01-900-8556678 THE IORIO CHARITABLE FOUNDATION

Oct. 01, 2009 through Oct. 31, 2009

Units	Description	CUSIP Sector (2)	Market Value(1)/ Market Price	Accrued Income	Average Unit Cost	Tax Cost/ Unit Cost	Unrealized Gain/Loss	Estimated Annual Income	Cur Yld/ YTM
U.S. Large Cap (cont)									
480,000	EMC CORP Ticker: EMC	268648102 IFT	7,905.60 16.470	0.00	8,653.20 18.028	-747.60	0.00	0.00	0.0
200,000	EXELON CORP Ticker: EXC	30161N101 UTL	9,392.00 46.960	0.00	10,886.51 54.433	-1,494.51	420.00	420.00	4.5
85,000	EXPRESS SCRIPTS INC Ticker: ESRX	302182100 HEA	6,793.20 79.920	0.00	4,219.55 49.642	2,573.65	0.00	0.00	0.0
545,000	EXXON MOBIL CORP Ticker: XOM	30231G102 ENR	39,060.15 71.670	0.00	22,206.19 40.745	16,853.96	915.60	915.60	2.3
100,000	FIRSTENERGY CORP Ticker: FE	337932107 UTL	4,328.00 43.280	0.00	4,704.75 47.048	-376.75	220.00	220.00	5.1
150,000	FPL GROUP INC Ticker: FPL	302571104 UTL	7,365.00 49.100	0.00	7,700.85 51.339	-335.85	283.50	283.50	3.8
325,000	GAP INC DEL Ticker: GPS	364760108 CND	6,935.50 21.340	0.00	3,509.19 10.798	3,426.31	110.50	110.50	1.6
950,000	GENERAL ELEC CO Ticker: GE	369604103 IND	13,547.00 14.260	0.00	13,155.62 13.848	391.38	380.00	380.00	2.8
185,000	GILEAD SCIENCES INC Ticker: GILD	375558103 HEA	7,871.75 42.550	0.00	8,502.14 45.958	-630.39	0.00	0.00	0.0
180,000	GOLDMAN SACHS GROUP INC Ticker: GS	38141G104 FIN	30,630.60 170.170	0.00	15,020.35 83.446	15,610.25	252.00	252.00	0.8
15,000	GOOGLE INC CLA COM Ticker: GOOG	38259P508 IFT	8,041.80 536.120	0.00	4,578.26 305.217	3,463.54	0.00	0.00	0.0
60,000	GRAINGER W W INC Ticker: GWW	384802104 IND	5,623.80 93.730	0.00	4,618.65 76.978	1,005.15	110.40	110.40	2.0
75,000	HESS CORP Ticker: HES	42809H107 ENR	4,105.50 54.740	0.00	4,253.81 56.717	-148.31	30.00	30.00	0.7
500,000	HEWLETT PACKARD CO Ticker: HPQ	428236103 IFT	23,730.00 47.460	0.00	14,450.00 28.900	9,280.00	160.00	160.00	0.7
300,000	HOME DEPOT INC Ticker: HD	437076102 CND	7,527.00 25.090	0.00	6,910.50 23.035	616.50	270.00	270.00	3.6

Settlement Date



Bank of America Private Wealth Management

Portfolio Detail

Account: 80-01-900-8556678 THE IORIO CHARITABLE FOUNDATION

Oct 01, 2009 through Oct. 31, 2009

Units	Description	CUSIP Sector (2)	Market Value(1)/ Market Price	Accrued Income	Average Unit Cost	Tax Cost/ Average Unit Cost	Unrealized Gain/Loss	Estimated Annual Income	Cur Yld/ YTM
U.S. Large Cap (cont)									
275.000	HONEYWELL INTL INC Ticker: HON	438516106 IND	9,869.75 35.890	0.00	10,694.56 38.889	10,694.56 38.889	-824.81	332.75	3.4
920.000	INTEL CORP Ticker: INTC	458140100 IFT	17,581.20 19.110	0.00	13,332.01 14.491	13,332.01 14.491	4,249.19	515.20	2.9
100.000	INTERNATIONAL BUSINESS MACHS Ticker: IBM	459200101 IFT	12,061.00 120.610	0.00	8,324.00 83.240	8,324.00 83.240	3,737.00	220.00	1.8
725.000	J P MORGAN CHASE & CO Ticker: JPM	46625H100 FIN	30,283.25 41.770	36.25	33,957.64 46.838	33,957.64 46.838	-3,674.39	145.00	0.5
225.000	JOHNSON & JOHNSON Ticker: JNJ	478160104 HEA	13,286.25 59.050	0.00	13,004.35 57.797	13,004.35 57.797	281.90	441.00	3.3
200.000	KIMBERLY CLARK CORP Ticker: KMB	494368103 CNS	12,232.00 61.160	0.00	11,503.00 57.515	11,503.00 57.515	729.00	480.00	3.9
125.000	KOHL'S CORP Ticker: KSS	500255104 CND	7,152.50 57.220	0.00	5,890.19 47.122	5,890.19 47.122	1,262.31	0.00	0.0
400.000	KRAFT FOODS INC CL A COM Ticker: KFT	50075N104 CNS	11,008.00 27.520	0.00	10,599.10 26.498	10,599.10 26.498	408.90	464.00	4.2
225.000	KROGER CO Ticker: KR	501044101 CNS	5,204.25 23.130	0.00	6,036.19 26.828	6,036.19 26.828	-831.94	85.50	1.6
50.000	L-3 COMMUNICATIONS HLDGS INC Ticker: LLL	502424104 IND	3,614.50 72.290	0.00	3,558.88 71.178	3,558.88 71.178	55.62	70.00	1.9
90.000	LOCKHEED MARTIN CORP Ticker: LMT	539830109 IND	6,191.10 68.790	0.00	7,540.88 83.788	7,540.88 83.788	-1,349.78	226.80	3.7
200.000	LOWES COS INC Ticker: LOW	548661107 CND	3,914.00 19.570	0.00	4,271.50 21.358	4,271.50 21.358	-357.50	72.00	1.8
600.000	MARVELL TECHNOLOGY GROUP LTD BERMUUDA Ticker: MRVL	G5876H105 IFT	8,238.00 13.730	0.00	4,603.50 7.673	4,603.50 7.673	3,634.50	0.00	0.0
175.000	MCDONALDS CORP Ticker: MCD	580135101 CND	10,256.75 58.610	0.00	5,810.00 33.200	5,810.00 33.200	4,446.75	385.00	3.8
100.000	MEDCO HLTH SOLUTIONS INC Ticker: MHS	58405U102 HEA	5,612.00 56.120	0.00	4,240.75 42.408	4,240.75 42.408	1,371.25	0.00	0.0

Equities (cont)

Settlement Date



Account: 80-01-900-8556678 THE IORIO CHARITABLE FOUNDATION

Oct. 01, 2009 through Oct. 31, 2009

Portfolio Detail

Units	Description	CUSIP	Sector (2)	Market Value(1)/ Market Price	Accrued Income	Average Unit Cost	Tax Cost/ Unit Cost	Unrealized Gain/Loss	Estimated Annual Income	Cur Yld/ YTM
U.S. Large Cap (cont)										
390.000	METLIFE INC Ticker: MET	59156R108	FIN	13,271.70 34.030	0.00	15,327.27 39.301		-2,055.57	288.60	2.2
1,375.000	MICROSOFT CORP Ticker: MSFT	594918104	IFT	38,128.75 27.730	0.00	32,231.69 23.441		5,897.06	715.00	1.9
105.000	MONSANTO CO NEW COM Ticker: MON	61166W101	MAT	7,053.90 67.180	0.00	7,520.99 71.628		-467.09	111.30	1.6
120.000	MORGAN STANLEY Ticker: MS	617446448	FIN	3,854.40 32.120	6.00	1,769.70 14.748		2,084.70	24.00	0.6
475.000	NEWS CORP CLA Ticker: NWSA	65248E104	CND	5,472.00 11.520	0.00	3,152.81 6.637		2,319.19	57.00	1.0
80.000	NORTHROP GRUMMAN CORP Ticker: NOC	666807102	IND	4,010.40 50.130	0.00	3,533.40 44.168		477.00	137.60	3.4
125.000	OCCIDENTAL PETE CORP DEL Ticker: OXY	674599105	ENR	9,485.00 75.880	0.00	7,214.68 57.717		2,270.32	165.00	1.7
125.000	PEABODY ENERGY CORP Ticker: BTU	704549104	ENR	4,948.75 39.590	0.00	2,682.19 21.458		2,266.56	35.00	0.7
200.000	PEPSICO INC Ticker: PEP	713448108	CNS	12,110.00 60.550	0.00	8,916.36 44.582		3,193.64	360.00	3.0
921.625	PFIZER INC Ticker: PFE	717081103	HEA	15,695.27 17.030	0.00	25,378.59 27.537		-9,683.32	589.84	3.8
225.000	PG&E CORP Ticker: PCG	69331C108	UTL	9,200.25 40.890	0.00	8,813.59 39.172		386.66	378.00	4.1
250.000	PHILIP MORRIS INTL INC Ticker: PM	718172109	CNS	11,840.00 47.360	0.00	10,529.38 42.118		1,310.62	580.00	4.9
100.000	PNC FINL SVCS GROUP INC Ticker: PNC	693475105	FIN	4,894.00 48.940	0.00	6,301.00 63.010		-1,407.00	40.00	0.8
125.000	PRAXAIR INC Ticker: PX	74005P104	MAT	9,930.00 79.440	0.00	8,113.44 64.908		1,816.56	200.00	2.0
50.000	PRECISION CASTPARTS CORP Ticker: PCP	740189105	IND	4,776.50 95.530	0.00	2,863.38 57.268		1,913.12	6.00	0.1

Equities (cont)

Settlement Date



Account: 80-01-900-8556678 THE IORIO CHARITABLE FOUNDATION

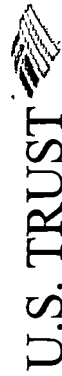
Oct 01, 2009 through Oct. 31, 2009

Portfolio Detail

Units	Description	CUSIP Sector (2)	Market Value(1)/ Market Price	Accrued Income	Average Unit Cost	Tax Cost/ Average Unit Cost	Unrealized Gain/Loss	Estimated Annual Income	Cur Yld/ YTM
U.S. Large Cap (cont)									
260.000	PRICE T ROWE GROUP INC Ticker: TROW	74144T108 FIN	12,669.80 48.730	0.00	8,454.55 32.518	4,215.25	260.00	2.1	
175.000	PROCTER & GAMBLE CO Ticker: PG	742718109 CNS	10,150.00 58.000	77.00	10,989.91 62.799	-839.91	308.00	3.0	
225.000	PUBLIC SVC ENTERPRISE GROUP Ticker: PEG	744573106 UTL	6,705.00 29.800	0.00	6,976.69 31.008	-271.69	299.25	4.5	
125.000	QUALCOMM INC Ticker: QCOM	747525103 IFT	5,166.25 41.330	0.00	5,214.69 41.718	-48.44	85.00	1.6	
100.000	SOUTHWESTERN ENERGY CO Ticker: SWN	845467109 ENR	4,358.00 43.580	0.00	2,818.75 28.188	1,539.25	0.00	0.0	
300.000	STAPLES INC Ticker: SPLS	855030102 CND	6,510.00 21.700	0.00	5,267.25 17.558	1,242.75	99.00	1.5	
135.000	STATE STR CORP Ticker: STT	857477103 FIN	5,667.30 41.980	0.00	7,225.89 53.525	-1,558.59	5.40	0.1	
360.000	SYMANTEC CORP Ticker: SYMC	871503108 IFT	6,328.80 17.580	0.00	4,642.38 12.896	1,686.42	0.00	0.0	
100.000	TARGET CORP Ticker: TGT	87612E106 CND	4,843.00 48.430	0.00	3,145.55 31.456	1,697.45	68.00	1.4	
245.000	TEXAS INSTRS INC Ticker: TXN	882508104 IFT	5,745.25 23.450	29.40	8,745.89 35.698	-3,000.64	117.60	2.0	
66.000	TIME WARNER CABLE INC Ticker: TWC	88732J207 CND	2,603.04 39.440	0.00	3,663.13 55.502	-1,060.09	0.00	0.0	
266.000	TIME WARNER INC NEW COM Ticker: TWX	887317303 CND	8,011.92 30.120	0.00	11,256.07 42.316	-3,244.15	199.50	2.5	
190.000	UNION PAC CORP Ticker: UNP	907818108 IND	10,476.60 55.140	0.00	8,811.73 46.378	1,664.87	205.20	2.0	
75.000	UNITED PARCEL SVC INC CLB Ticker: UPS	911312106 IND	4,026.00 53.680	0.00	3,383.06 45.107	642.94	135.00	3.4	
175.000	UNITED TECHNOLOGIES CORP Ticker: UTX	913017109 IND	10,753.75 61.450	0.00	9,934.75 56.770	819.00	269.50	2.5	

Equities (cont)

Settlement Date



Bank of America Private Wealth Management

Portfolio Detail

Account: 80-01-900-8556678 THE IORIO CHARITABLE FOUNDATION

Oct 01, 2009 through Oct 31, 2009

Units	Description	CUSIP	Sector (2)	Market Value(1)/ Market Price	Accrued Income	Average Unit Cost	Tax Cost/ Unit Cost	Unrealized Gain/Loss	Estimated Annual Income	Cur Yld/ YTM
U.S. Large Cap (cont)										
100.000	UNITED HEALTH GROUP INC Ticker: UNH	91324P102	HEA	2,595.00 25.950	0.00	2,901.75 29.018		-306.75	3.00	0.1
600.000	US BANCORP DEL COM NEW Ticker: USB	902973304	FIN	13,932.00 23.220	0.00	17,196.00 28.660		-3,264.00	120.00	0.9
250.000	VERIZON COMMUNICATIONS INC Ticker: VZ	92343V104	TEL	7,397.50 29.590	118.75	8,685.01 34.740		-1,287.51	475.00	6.4
350.000	WAL-MART STORES INC Ticker: WMT	931142103	CNS	17,388.00 49.680	0.00	18,662.78 53.322		-1,274.78	381.50	2.2
175.000	WASTE MGMT INC DEL Ticker: WM	94106L109	IND	5,229.00 29.880	0.00	5,321.75 30.410		-92.75	203.00	3.9
350.000	WELLS FARGO & CO NEW COM Ticker: WFC	949746101	FIN	9,632.00 27.520	0.00	9,928.63 28.368		-296.63	70.00	0.7
150.000	ZIMMER HLDGS INC Ticker: ZMH	98956P102	HEA	7,885.50 52.570	0.00	10,063.13 67.088		-2,177.63	0.00	0.0
Total U.S. Large Cap				\$908,633.28	\$1,084.60	\$832,821.00		\$75,812.28	\$19,397.94	2.1%
U.S. Mid Cap										
85.000	AFFILIATED COMPUTER SERVICES CLA Ticker: ACS	008190100	IFT	\$4,427.65 52.090	\$0.00	\$3,800.99 44.718		\$626.66	\$0.00	0.0%
45.000	ALEXION PHARMACEUTICALS INC Ticker: ALXN	015351109	HEA	1,998.45 44.410	0.00	1,542.92 34.287		455.53	0.00	0.0
100.000	AMERISOURCEBERGEN CORP Ticker: ABC	03073E105	HEA	2,215.00 22.150	0.00	1,902.38 19.024		312.62	24.00	1.1
275.000	ANALOG DEVICES INC Ticker: ADI	032654105	IFT	7,048.25 25.630	0.00	5,746.81 20.897		1,301.44	220.00	3.1
100.000	AXIS CAP HLDGS LTD BERMUJA Ticker: AXS	G0692U109	FIN	2,889.00 28.890	0.00	2,920.95 29.210		-31.95	80.00	2.8
100.000	BJ'S WHOLESALE CLUB INC Ticker: BJ	05548J106	CNS	3,503.00 35.030	0.00	3,312.55 33.125		190.45	0.00	0.0

Settlement Date



Bank of America Private Wealth Management

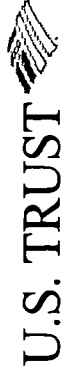
Portfolio Detail

Account: 80-01-900-8556678 THE IORIO CHARITABLE FOUNDATION

Oct. 01, 2009 through Oct 31, 2009

Units	Description	CUSIP	Sector (2)	Market Value(1)/ Market Price	Accrued Income	Average Unit Cost	Tax Cost/ Unit Cost	Unrealized Gain/Loss	Estimated Annual Income	Cur Yld/ YTM
U.S. Mid Cap (cont)										
150.000	BURGER KING HLDGS INC Ticker: BKC	121208201	CND	2,574.00 17.160	0.00	3,352.63 22.351		-778.63	37.50	1.5
135.000	CABOT OIL & GAS CORP Ticker: COG	127097103	ENR	5,193.45 38.470	0.00	3,331.46 24.677		1,861.99	16.20	0.3
130.000	CITRIX SYS INC Ticker: CTXS	177376100	IFT	4,778.80 36.760	0.00	3,029.72 23.306		1,749.08	0.00	0.0
963.220	COLUMBIA ACORN FUND CLASS Z SHARES Ticker: ACRN X	197199409	OEQ	21,595.39 22.420	0.00	20,632.17 21.420		963.22	13.49	0.1
4,186.202	COLUMBIA ACORN SELECT FUND CLASS Z SHARES Ticker: ACTW X	197199854	OEQ	86,486.93 20.660	0.00	125,000.00 29.860		-38,513.07	0.00	0.0
50.000	COVANCE INC Ticker: CVD	222816100	HEA	2,584.00 51.680	0.00	2,067.88 41.358		516.12	0.00	0.0
200.000	CUMMINS INC Ticker: CMI	231021106	IND	8,612.00 43.060	0.00	5,135.50 25.678		3,476.50	140.00	1.6
100.000	DOLBY LABORATORIES INC CLASS COM Ticker: DLB	25659T107	IFT	4,194.00 41.940	0.00	2,624.75 26.248		1,569.25	0.00	0.0
50.000	DOLLAR TREE INC Ticker: DLTR	256746108	CND	2,256.50 45.130	0.00	2,069.88 41.398		186.62	0.00	0.0
75.000	DUN & BRADSTREET CORP DEL NEW Ticker: DNB	26483E100	IND	5,742.00 76.560	0.00	7,299.56 97.327		-1,557.56	102.00	1.8
75.000	GENUINE PARTS CO Ticker: GPC	372460105	CND	2,624.25 34.990	0.00	2,453.06 32.707		171.19	120.00	4.6
75.000	HANSEN NAT CORP Ticker: HANS	411310105	CNS	2,711.25 36.150	0.00	2,593.31 34.577		117.94	0.00	0.0
100.000	HUMANA INC Ticker: HUM	444859102	HEA	3,758.00 37.580	0.00	3,653.75 36.538		104.25	0.00	0.0
45.000	INTERCONTINENTAL EXCHANGE INC Ticker: ICE	45865V100	FIN	4,508.55 100.190	0.00	3,496.39 77.698		1,012.16	0.00	0.0

Settlement Date



Bank of America Private Wealth Management

Portfolio Detail

Account: 80-01-900-8556678 THE IORIO CHARITABLE FOUNDATION

Oct. 01, 2009 through Oct. 31, 2009

Units	Description	CUSIP Sector (2)	Market Value(1)/ Market Price	Accrued Income	Average Unit Cost	Tax Cost/ Unit Cost	Unrealized Gain/Loss	Estimated Annual Income	Cur Yid/ YTM
U.S. Mid Cap (cont)									
925.000	ISHARES RUSSELL MIDCAP INDEX FUND Ticker: IWR	464287499 OEQ	69,199.25 74.810	0.00	97,707.07 105.629		-28,507.82	895.40	1.3
50.000	LABORATORY CORP AMER HLDGS NEW COM Ticker: LH	50540R409 HEA	3,444.50 68.890	0.00	2,712.00 54.240		732.50	0.00	0.0
125.000	LINEAR TECHNOLOGY CORP Ticker: LLTC	535678106 IFT	3,235.00 25.880	0.00	3,038.44 24.308		196.56	110.00	3.4
100.000	MOLSON COORS BREWING CO CLUB COM Ticker: TAP	60871R209 CNS	4,897.00 48.970	0.00	4,791.74 47.917		105.26	96.00	2.0
225.000	NETAPP INC Ticker: NTAP	64110D104 IFT	6,086.25 27.050	0.00	3,426.19 15.228		2,660.06	0.00	0.0
100.000	OMNICARE INC Ticker: OCR	681904108 HEA	2,167.00 21.670	0.00	2,788.75 27.888		-621.75	9.00	0.4
172.000	PARKER HANNIFIN CORP Ticker: PH	701094104 IND	9,109.12 52.960	0.00	9,855.86 57.302		-746.74	172.00	1.9
125.000	POLO RALPH LAUREN CORP CLA Ticker: RL	731572103 CND	9,302.50 74.420	0.00	4,828.44 38.628		4,474.06	25.00	0.3
200.000	STARWOOD HOTELS & RESORTS WORLDWIDE INC COM Ticker: HOT	85590A401 CND	5,812.00 29.060	0.00	8,016.50 40.083		-2,204.50	40.00	0.7
75.000	UNITED STS STL CORP NEW COM Ticker: X	912909108 MAT	2,586.75 34.490	0.00	2,302.31 30.697		284.44	15.00	0.6
200.000	WATERS CORP Ticker: WAT	941848103 HEA	11,486.00 57.430	0.00	11,936.50 59.683		-450.50	0.00	0.0
Total U.S. Mid Cap			\$307,025.84	\$0.00	\$357,370.46		-\$50,344.62	\$2,115.59	0.7%

Equities (cont)

Settlement Date



Bank of America Private Wealth Management

Portfolio Detail

Account: 80-01-900-8556678 THE IORIO CHARITABLE FOUNDATION

Oct. 01, 2009 through Oct 31, 2009

Units	Description	CUSIP Sector (2)	Market Value(1)/ Market Price	Accrued Income	Average Unit Cost	Tax Cost/ Average Unit Cost	Unrealized Gain/Loss	Estimated Annual Income	Cur Yld/ YTM
4,470.862	COLUMBIA SMALL CAP CORE FUND CLASS Z SHARES Ticker: SMCEX	19765P810 OEQ	\$49,805.40 11.140	\$0.00	\$75,000.00 16.775	\$75,000.00	-\$25,194.60	\$0.00	0.0%
	Total U.S. Small Cap		\$49,805.40	\$0.00	\$75,000.00	\$75,000.00	-\$25,194.60	\$0.00	0.0%
	International Developed								
150.000	ACE LTD SWITZERLAND Ticker: ACE	H0023R105 FIN	\$7,704.00 51.360	\$0.00	\$8,293.88 55.293	\$8,293.88	-\$589.88	\$186.00	2.4%
75.000	ASTRAZENECA PLC SPONSORED ADR UNITED KINGDOM Ticker: AZN	046353108 HEA	3,368.25 44.910	0.00	2,976.56 39.687	2,976.56	391.69	156.75	4.7
14,295.423	COLUMBIA INTERNATIONAL STOCK FUND CLASS Z SHARES Ticker: CMISX	19765L736 OEQ	163,253.73 11.420	0.00	255,175.90 17.850	255,175.90	-91,922.17	0.00	0.0
6,465.517	COLUMBIA MULTI-ADVISOR INTL EQUITY FUND CLASS Z SHARES Ticker: NIEQX	19765H677 OEQ	72,413.79 11.200	0.00	90,000.00 13.920	90,000.00	-17,586.21	1,946.12	2.7
125.000	COOPER INDS PLC NEW COM IRELAND Ticker: CBE	G24140108 IND	4,836.25 38.690	0.00	3,383.94 27.072	3,383.94	1,452.31	125.00	2.6
350.000	NOBLE CORP ISIN CH0033347318 SWITZERLAND Ticker: NE	H5833N103 ENR	14,259.00 40.740	0.00	14,935.19 42.672	14,935.19	-676.19	56.00	0.4
25.000	POTASH CORP SASK INC CANADA Ticker: POT	73755L107 MAT	2,319.50 92.780	2.50	1,986.94 79.478	1,986.94	332.56	10.00	0.4
50.000	RIO TINTO PLC SPONSORED ADR UNITED KINGDOM Ticker: RTP	767204100 MAT	8,901.50 178.030	0.00	4,240.88 84.818	4,240.88	4,660.62	272.00	3.1

Settlement Date



Bank of America Private Wealth Management

Portfolio Detail

Account: 80-01-900-8556678 THE IORIO CHARITABLE FOUNDATION

Oct. 01, 2009 through Oct 31, 2009

Units	Description	CUSIP Sector (2)	Market Value(1)/ Market Price	Accrued Income	Average Unit Cost	Tax Cost/ Unit Cost	Unrealized Gain/Loss	Estimated Annual Income	Cur Yld/ YTM
International Developed (cont)									
180.000	ROGERS COMMUNICATIONS INC CLB CANADIAN Ticker: RCI	775109200 TEL	5,270.40 29.280	0.00	8,236.35 45.758		-2,965.95	196.02	3.7
125.000	ULTRA PETE CORP CANADA Ticker: UPL	903914109 ENR	6,068.75 48.550	0.00	4,224.69 33.798		1,844.06	0.00	0.0
350.000	WEATHERFORD INTL LTD SWITZERLAND Ticker: WFT	H27013103 ENR	6,135.50 17.530	0.00	3,543.76 10.125		2,591.74	0.00	0.0
	Total International Developed		\$294,530.67	\$2.50	\$396,998.09		-\$102,467.42	\$2,947.89	1.0%
	Total Equities		\$1,559,995.19	\$1,087.10	\$1,662,189.55		-\$102,194.36	\$24,461.42	1.6%
	Total Portfolio		\$1,671,674.44	\$1,101.97	\$1,773,868.80		-\$102,194.36	\$24,652.39	1.5%
	Accrued Income		\$1,101.97						
	Total		\$1,672,776.41						