



See a Social Security Number? Say Something!
Report Privacy Problems to <https://public.resource.org/privacy>
Or call the IRS Identity Theft Hotline at 1-800-908-4490



INTERNAL REVENUE SERVICE

Form **990-PF**

Return of Private Foundation
or Section 4947(a)(1) Nonexempt Charitable Trust
Treated as a Private Foundation

OMB No 1545-0052

2008

Department of the Treasury
Internal Revenue Service

Note The foundation may be able to use a copy of this return to satisfy state reporting requirements

For calendar year **2008**, or tax year beginning **10/01, 2008**, and ending **09/30, 2009**

G Check all that apply: Initial return Final return Amended return Address change Name change

ENVELOPE RETURN DATE MAY 17 2010

Use the IRS label. Otherwise, print or type See Specific Instructions

Name of foundation **73-01-100-4044120**
PAUL M ANDERSON FOUNDATION

Number and street (or P O box number if mail is not delivered to street address) Room/suite
PO BOX 3977

City or town, state, and ZIP code
SEATTLE, WA 98124-9778

A Employer identification number
91-1697666

B Telephone number (see page 10 of the instructions)
(206) 358-3079

H Check type of organization Section 501(c)(3) exempt private foundation
 Section 4947(a)(1) nonexempt charitable trust Other taxable private foundation

I Fair market value of all assets at end of year (from Part II, col (c), line 16) ▶ \$ 2,220,944.

J Accounting method Cash Accrual
 Other (specify) _____
(Part I, column (d) must be on cash basis)

C If exemption application is pending, check here

D 1 Foreign organizations, check here
2 Foreign organizations meeting the 85% test, check here and attach computation

E If private foundation status was terminated under section 507(b)(1)(A), check here

F If the foundation is in a 60-month termination under section 507(b)(1)(B), check here

Part I Analysis of Revenue and Expenses (The total of amounts in columns (b), (c), and (d) may not necessarily equal the amounts in column (a) (see page 11 of the instructions))

	(a) Revenue and expenses per books	(b) Net investment income	(c) Adjusted net income	(d) Disbursements for charitable purposes (cash basis only)
--	------------------------------------	---------------------------	-------------------------	---

	(a) Revenue and expenses per books	(b) Net investment income	(c) Adjusted net income	(d) Disbursements for charitable purposes (cash basis only)
1 Contributions, gifts, grants, etc., received (attach schedule)				
2 Check <input checked="" type="checkbox"/> if the foundation is not required to attach Sch. B.				
3 Interest on savings and temporary cash investments				
4 Dividends and interest from securities	66,328.	66,328.		STMT 1
5a Gross rents				
b Net rental income or (loss)				
6a Net gain or (loss) from sale of assets not on line 10	-195,463.			
b Gross sales price for all assets on line 6a	357,575.			
7 Capital gain net income (from Part IV, line 2)				
8 Net short-term capital gain				
9 Income modifications				
10a Gross sales less returns and allowances				
b Less Cost of goods sold				
c Gross profit or (loss) (attach schedule)				
11 Other income (attach schedule)				
12 Total Add lines 1 through 11	-129,135.	66,328.		
13 Compensation of officers, directors, trustees, etc.				
14 Other employee salaries and wages				
Pension plans, employee benefits				
16a Legal fees (attach schedule) STMT 3	150.	NONE	NONE	150.
b Accounting fees (attach schedule) STMT 4	800.	NONE	NONE	800.
c Other professional fees (attach schedule) STMT 5	3,874.	3,874.		
17 Interest				
18 Other fees (attach schedule) (see page 14 of the instructions)	3,928.	52.		
19 Depreciation (attach schedule) and depletion				
20 Occupancy				
21 Travel, conferences, and meetings				
22 Printing and publications				
23 Other expenses (attach schedule) STMT 7	1,348.	1,313.		35.
24 Total operating and administrative expenses				
Add lines 13 through 23	10,100.	5,239.	NONE	985.
25 Contributions, gifts, grants paid	125,000.			125,000.
26 Total expenses and disbursements Add lines 24 and 25	135,100.	5,239.	NONE	125,985.
27 Subtract line 26 from line 12				
a Excess of revenue over expenses and disbursements	-264,235.			
b Net investment income (if negative, enter -0-)		61,089.		
c Adjusted net income (if negative, enter -0-)				

SCANNED MAY 21 2010 393 Operating and Administrative Expenses

RECEIVED
MAY 20 2010
CGDEN UT

NE
16

6146

Part II Balance Sheets		Attached schedules and amounts in the description column should be for end-of-year amounts only (See instructions)		Beginning of year	End of year	
		(a) Book Value	(b) Book Value	(c) Fair Market Value		
Assets	1	Cash - non-interest-bearing				
	2	Savings and temporary cash investments	404,015.	323,457.	323,457.	
	3	Accounts receivable				
		Less allowance for doubtful accounts				
	4	Pledges receivable				
		Less allowance for doubtful accounts				
	5	Grants receivable				
	6	Receivables due from officers, directors, trustees, and other disqualified persons (attach schedule) (see page 15 of the instructions)				
	7	Other notes and loans receivable (attach schedule)				
		Less allowance for doubtful accounts				
	8	Inventories for sale or use				
	9	Prepaid expenses and deferred charges				
	10 a	Investments - U S and state government obligations (attach schedule)	726,880.	784,771.	818,475.	
	b	Investments - corporate stock (attach schedule)	1,461,604.	1,218,940.	1,079,012.	
	c	Investments - corporate bonds (attach schedule)				
	11	Investments - land, buildings, and equipment basis				
	Less accumulated depreciation (attach schedule)					
12	Investments - mortgage loans					
13	Investments - other (attach schedule)					
14	Land, buildings, and equipment basis					
	Less accumulated depreciation (attach schedule)					
15	Other assets (describe)					
16	Total assets (to be completed by all filers - see the instructions Also, see page 1, item I)	2,592,499.	2,327,168.	2,220,944.		
Liabilities	17	Accounts payable and accrued expenses				
	18	Grants payable				
	19	Deferred revenue				
	20	Loans from officers, directors, trustees, and other disqualified persons				
	21	Mortgages and other notes payable (attach schedule)				
	22	Other liabilities (describe)				
23	Total liabilities (add lines 17 through 22)					
Net Assets or Fund Balances	Foundations that follow SFAS 117, check here and complete lines 24 through 26 and lines 30 and 31. <input type="checkbox"/>					
	24	Unrestricted				
	25	Temporarily restricted				
	26	Permanently restricted				
	Foundations that do not follow SFAS 117, check here and complete lines 27 through 31. <input checked="" type="checkbox"/>					
	27	Capital stock, trust principal, or current funds	2,592,499.	2,327,168.		
	28	Paid-in or capital surplus, or land, bldg, and equipment fund				
	29	Retained earnings, accumulated income, endowment, or other funds				
	30	Total net assets or fund balances (see page 17 of the instructions)	2,592,499.	2,327,168.		
31	Total liabilities and net assets/fund balances (see page 17 of the instructions)	2,592,499.	2,327,168.			

Part III Analysis of Changes in Net Assets or Fund Balances

1	Total net assets or fund balances at beginning of year - Part II, column (a), line 30 (must agree with end-of-year figure reported on prior year's return)	1	2,592,499.
2	Enter amount from Part I, line 27a	2	-264,235.
3	Other increases not included in line 2 (itemize) SEE STATEMENT 10	3	120.
4	Add lines 1, 2, and 3	4	2,328,384.
5	Decreases not included in line 2 (itemize) SEE STATEMENT 11	5	1,216.
6	Total net assets or fund balances at end of year (line 4 minus line 5) - Part II, column (b), line 30	6	2,327,168.

Part IV Capital Gains and Losses for Tax on Investment Income

(a) List and describe the kind(s) of property sold (e.g., real estate, 2-story brick warehouse, or common stock, 200 shs MLC Co)		(b) How acquired P-Purchase D-Donation	(c) Date acquired (mo, day, yr)	(d) Date sold (mo, day, yr)
1a SEE PART IV DETAIL				
b				
c				
d				
e				
(e) Gross sales price	(f) Depreciation allowed (or allowable)	(g) Cost or other basis plus expense of sale	(h) Gain or (loss) (e) plus (f) minus (g)	
a				
b				
c				
d				
e				
Complete only for assets showing gain in column (h) and owned by the foundation on 12/31/69			(l) Gains (Col (h) gain minus col (k), but not less than -0-) or Losses (from col (h))	
(i) FMV as of 12/31/69	(j) Adjusted basis as of 12/31/69	(k) Excess of col (i) over col (j), if any		
a				
b				
c				
d				
e				
2 Capital gain net income or (net capital loss)		{ If gain, also enter in Part I, line 7 If (loss), enter -0- in Part I, line 7 }		2 -195,463.
3 Net short-term capital gain or (loss) as defined in sections 1222(5) and (6) If gain, also enter in Part I, line 8, column (c) (see pages 13 and 17 of the instructions) If (loss), enter -0- in Part I, line 8.		}		3

Part V Qualification Under Section 4940(e) for Reduced Tax on Net Investment Income

(For optional use by domestic private foundations subject to the section 4940(a) tax on net investment income)

If section 4940(d)(2) applies, leave this part blank

Was the foundation liable for the section 4942 tax on the distributable amount of any year in the base period? Yes No
 If "Yes," the foundation does not qualify under section 4940(e). Do not complete this part

1 Enter the appropriate amount in each column for each year; see page 18 of the instructions before making any entries.

(a) Base period years Calendar year (or tax year beginning in)	(b) Adjusted qualifying distributions	(c) Net value of noncharitable-use assets	(d) Distribution ratio (col (b) divided by col (c))
2007	150,501.	2,955,906.	0.05091535387
2006	173,315.	3,046,861.	0.05688313317
2005	160,121.	2,762,257.	0.05796745198
2004	153,762.	2,833,978.	0.05425659621
2003	156,278.	2,982,524.	0.05239790191
2 Total of line 1, column (d)			2 0.27242043714
3 Average distribution ratio for the 5-year base period - divide the total on line 2 by 5, or by the number of years the foundation has been in existence if less than 5 years			3 0.05448408743
4 Enter the net value of noncharitable-use assets for 2008 from Part X, line 5			4 2,126,694.
5 Multiply line 4 by line 3			5 115,871.
6 Enter 1% of net investment income (1% of Part I, line 27b)			6 611.
7 Add lines 5 and 6			7 116,482.
8 Enter qualifying distributions from Part XII, line 4 If line 8 is equal to or greater than line 7, check the box in Part VI, line 1b, and complete that part using a 1% tax rate See the Part VI instructions on page 18.			8 125,985.

Part VI Excise Tax Based on Investment Income (Section 4940(a), 4940(b), 4940(e), or 4948 - see page 18 of the instructions)

Table with 11 rows for excise tax calculations. Includes sub-rows 6a-6d for credits and payments. Total tax due is 1,697.

Part VII-A Statements Regarding Activities

Table with 10 rows for activity statements. Includes Yes/No columns. Total 'No' responses are marked with 'X'.

Part VII-A Statements Regarding Activities (continued)

11	At any time during the year, did the foundation, directly or indirectly, own a controlled entity within the meaning of section 512(b)(3)? If "Yes," attach schedule (see page 20 of the instructions)	11		X
12	Did the foundation acquire a direct or indirect interest in any applicable insurance contract before August 17, 2008?	12		X
13	Did the foundation comply with the public inspection requirements for its annual returns and exemption application? Website address ▶ NONE	13	X	
14	The books are in care of ▶ <u>Cindy Keyser; Bank of America, NA</u> Telephone no ▶ <u>(206) 358-3079</u> Located at ▶ <u>800 FIFTH AVE, STE 33 FL, SEATTLE, WA</u> ZIP + 4 ▶ <u>98104-3176</u>			
15	Section 4947(a)(1) nonexempt charitable trusts filing Form 990-PF in lieu of Form 1041 - Check here and enter the amount of tax-exempt interest received or accrued during the year ▶	15		

Part VII-B Statements Regarding Activities for Which Form 4720 May Be Required

File Form 4720 if any item is checked in the "Yes" column, unless an exception applies.

		Yes	No
1a	During the year did the foundation (either directly or indirectly)		
(1)	Engage in the sale or exchange, or leasing of property with a disqualified person? <input type="checkbox"/> Yes <input checked="" type="checkbox"/> No		
(2)	Borrow money from, lend money to, or otherwise extend credit to (or accept it from) a disqualified person? <input type="checkbox"/> Yes <input checked="" type="checkbox"/> No		
(3)	Furnish goods, services, or facilities to (or accept them from) a disqualified person? <input type="checkbox"/> Yes <input checked="" type="checkbox"/> No		
(4)	Pay compensation to, or pay or reimburse the expenses of, a disqualified person? <input checked="" type="checkbox"/> Yes <input type="checkbox"/> No		
(5)	Transfer any income or assets to a disqualified person (or make any of either available for the benefit or use of a disqualified person)? <input type="checkbox"/> Yes <input checked="" type="checkbox"/> No		
(6)	Agree to pay money or property to a government official? (Exception Check "No" if the foundation agreed to make a grant to or to employ the official for a period after termination of government service, if terminating within 90 days) <input type="checkbox"/> Yes <input checked="" type="checkbox"/> No		
b	If any answer is "Yes" to 1a(1)-(6), did any of the acts fail to qualify under the exceptions described in Regulations section 53.4941(d)-3 or in a current notice regarding disaster assistance (see page 20 of the instructions)? <input type="checkbox"/> Organizations relying on a current notice regarding disaster assistance check here ▶	1b	X
c	Did the foundation engage in a prior year in any of the acts described in 1a, other than excepted acts, that were not corrected before the first day of the tax year beginning in 2008?	1c	X
2	Taxes on failure to distribute income (section 4942) (does not apply for years the foundation was a private operating foundation defined in section 4942(j)(3) or 4942(j)(5))		
a	At the end of tax year 2008, did the foundation have any undistributed income (lines 6d and 6e, Part XIII) for tax year(s) beginning before 2008? <input type="checkbox"/> Yes <input checked="" type="checkbox"/> No If "Yes," list the years ▶		
b	Are there any years listed in 2a for which the foundation is not applying the provisions of section 4942(a)(2) (relating to incorrect valuation of assets) to the year's undistributed income? (If applying section 4942(a)(2) to all years listed, answer "No" and attach statement - see page 20 of the instructions)	2b	X
c	If the provisions of section 4942(a)(2) are being applied to any of the years listed in 2a, list the years here ▶		
3a	Did the foundation hold more than a 2% direct or indirect interest in any business enterprise at any time during the year? <input type="checkbox"/> Yes <input checked="" type="checkbox"/> No		
b	If "Yes," did it have excess business holdings in 2008 as a result of (1) any purchase by the foundation or disqualified persons after May 26, 1969, (2) the lapse of the 5-year period (or longer period approved by the Commissioner under section 4943(c)(7)) to dispose of holdings acquired by gift or bequest, or (3) the lapse of the 10-, 15-, or 20-year first phase holding period? (Use Schedule C, Form 4720, to determine if the foundation had excess business holdings in 2008)	3b	
4a	Did the foundation invest during the year any amount in a manner that would jeopardize its charitable purposes?	4a	X
b	Did the foundation make any investment in a prior year (but after December 31, 1969) that could jeopardize its charitable purpose that had not been removed from jeopardy before the first day of the tax year beginning in 2008?	4b	X

Part VII-B Statements Regarding Activities for Which Form 4720 May Be Required (continued)

5a During the year did the foundation pay or incur any amount to... (1) Carry on propaganda... (2) Influence the outcome of any specific public election... (3) Provide a grant to an individual for travel... (4) Provide a grant to an organization other than a charitable... (5) Provide for any purpose other than religious... b If any answer is "Yes" to 5a(1)-(5), did any of the transactions fail to qualify... c If the answer is "Yes" to question 5a(4), does the foundation claim exemption... 6a Did the foundation, during the year, receive any funds... 6b Did the foundation, during the year, pay premiums... 7a At any time during the tax year, was the foundation a party to a prohibited tax shelter transaction? 7b If yes, did the foundation receive any proceeds or have any net income attributable to the transaction?

Part VIII Information About Officers, Directors, Trustees, Foundation Managers, Highly Paid Employees, and Contractors

1 List all officers, directors, trustees, foundation managers and their compensation (see page 22 of the instructions)

Table with 5 columns: (a) Name and address, (b) Title, and average hours per week devoted to position, (c) Compensation (if not paid, enter -0-), (d) Contributions to employee benefit plans and deferred compensation, (e) Expense account, other allowances. Row 1: SEE STATEMENT 13, -0-, -0-, -0-.

2 Compensation of five highest-paid employees (other than those included on line 1 - see page 23 of the instructions). If none, enter "NONE."

Table with 5 columns: (a) Name and address of each employee paid more than \$50,000, (b) Title, and average hours per week devoted to position, (c) Compensation, (d) Contributions to employee benefit plans and deferred compensation, (e) Expense account, other allowances. Row 1: NONE, NONE, NONE, NONE.

Total number of other employees paid over \$50,000 NONE

Part VIII Information About Officers, Directors, Trustees, Foundation Managers, Highly Paid Employees, and Contractors (continued)

3 Five highest-paid independent contractors for professional services (see page 23 of the instructions). If none, enter "NONE."

(a) Name and address of each person paid more than \$50,000	(b) Type of service	(c) Compensation
NONE		NONE

Total number of others receiving over \$50,000 for professional services **NONE**

Part IX-A Summary of Direct Charitable Activities

List the foundation's four largest direct charitable activities during the tax year. Include relevant statistical information such as the number of organizations and other beneficiaries served, conferences convened, research papers produced, etc	Expenses
1 NONE	
2	
3	
4	

Part IX-B Summary of Program-Related Investments (see page 23 of the instructions)

Describe the two largest program-related investments made by the foundation during the tax year on lines 1 and 2	Amount
1 NONE	
2	
All other program-related investments See page 24 of the instructions 3 NONE	
Total. Add lines 1 through 3	

Part X Minimum Investment Return (All domestic foundations must complete this part. Foreign foundations, see page 24 of the instructions.)

1	Fair market value of assets not used (or held for use) directly in carrying out charitable, etc., purposes		
a	Average monthly fair market value of securities	1a	2,159,080.
b	Average of monthly cash balances	1b	NONE
c	Fair market value of all other assets (see page 24 of the instructions)	1c	NONE
d	Total (add lines 1a, b, and c)	1d	2,159,080.
e	Reduction claimed for blockage or other factors reported on lines 1a and 1c (attach detailed explanation)	1e	
2	Acquisition indebtedness applicable to line 1 assets	2	NONE
3	Subtract line 2 from line 1d	3	2,159,080.
4	Cash deemed held for charitable activities Enter 1 1/2% of line 3 (for greater amount, see page 25 of the instructions)	4	32,386.
5	Net value of noncharitable-use assets Subtract line 4 from line 3 Enter here and on Part V, line 4	5	2,126,694.
6	Minimum investment return Enter 5% of line 5	6	106,335.

Part XI Distributable Amount (see page 25 of the instructions) (Section 4942(j)(3) and (j)(5) private operating foundations and certain foreign organizations check here and do not complete this part.)

1	Minimum investment return from Part X, line 6	1	106,335.
2a	Tax on investment income for 2008 from Part VI, line 5	2a	611.
b	Income tax for 2008 (This does not include the tax from Part VI.)	2b	
c	Add lines 2a and 2b	2c	611.
3	Distributable amount before adjustments Subtract line 2c from line 1	3	105,724.
4	Recoveries of amounts treated as qualifying distributions	4	NONE
5	Add lines 3 and 4	5	105,724.
6	Deduction from distributable amount (see page 25 of the instructions)	6	NONE
7	Distributable amount as adjusted Subtract line 6 from line 5 Enter here and on Part XIII, line 1	7	105,724.

Part XII Qualifying Distributions (see page 25 of the instructions)

1	Amounts paid (including administrative expenses) to accomplish charitable, etc., purposes:		
a	Expenses, contributions, gifts, etc - total from Part I, column (d), line 26	1a	125,985.
b	Program-related investments - total from Part IX-B	1b	
2	Amounts paid to acquire assets used (or held for use) directly in carrying out charitable, etc., purposes	2	NONE
3	Amounts set aside for specific charitable projects that satisfy the		
a	Suitability test (prior IRS approval required)	3a	NONE
b	Cash distribution test (attach the required schedule)	3b	NONE
4	Qualifying distributions Add lines 1a through 3b Enter here and on Part V, line 8, and Part XIII, line 4	4	125,985.
5	Foundations that qualify under section 4940(e) for the reduced rate of tax on net investment income Enter 1% of Part I, line 27b (see page 26 of the instructions)	5	611.
6	Adjusted qualifying distributions. Subtract line 5 from line 4	6	125,374.

Note The amount on line 6 will be used in Part V, column (b), in subsequent years when calculating whether the foundation qualifies for the section 4940(e) reduction of tax in those years

Part XIII Undistributed Income (see page 26 of the instructions)

	(a) Corpus	(b) Years prior to 2007	(c) 2007	(d) 2008
1 Distributable amount for 2008 from Part XI, line 7				105,724.
2 Undistributed income, if any, as of the end of 2007				
a Enter amount for 2007 only			41,654.	
b Total for prior years 20 <u>06</u> , 20____, 20____		NONE		
3 Excess distributions carryover, if any, to 2008				
a From 2003	NONE			
b From 2004	NONE			
c From 2005	NONE			
d From 2006	NONE			
e From 2007	NONE			
f Total of lines 3a through e	NONE			
4 Qualifying distributions for 2008 from Part XII, line 4 ▶ \$ <u>125,985.</u>				
a Applied to 2007, but not more than line 2a			41,654.	
b Applied to undistributed income of prior years (Election required - see page 26 of the instructions)		NONE		
c Treated as distributions out of corpus (Election required - see page 26 of the instructions)	NONE			
d Applied to 2008 distributable amount				84,331.
e Remaining amount distributed out of corpus	NONE			
5 Excess distributions carryover applied to 2008 (If an amount appears in column (d), the same amount must be shown in column (a))	NONE			NONE
6 Enter the net total of each column as indicated below:				
a Corpus Add lines 3f, 4c, and 4e Subtract line 5	NONE			
b Prior years' undistributed income Subtract line 4b from line 2b		NONE		
c Enter the amount of prior years' undistributed income for which a notice of deficiency has been issued, or on which the section 4942(a) tax has been previously assessed		NONE		
d Subtract line 6c from line 6b Taxable amount - see page 27 of the instructions		NONE		
e Undistributed income for 2007 Subtract line 4a from line 2a Taxable amount - see page 27 of the instructions				
f Undistributed income for 2008 Subtract lines 4d and 5 from line 1 This amount must be distributed in 2009				21,393.
7 Amounts treated as distributions out of corpus to satisfy requirements imposed by section 170(b)(1)(F) or 4942(g)(3) (see page 27 of the instructions)	NONE			
8 Excess distributions carryover from 2003 not applied on line 5 or line 7 (see page 27 of the instructions)	NONE			
9 Excess distributions carryover to 2009 Subtract lines 7 and 8 from line 6a	NONE			
10 Analysis of line 9				
a Excess from 2004	NONE			
b Excess from 2005	NONE			
c Excess from 2006	NONE			
d Excess from 2007	NONE			
e Excess from 2008	NONE			

Part XIV Private Operating Foundations (see page 27 of the instructions and Part VII-A, question 9) NOT APPLICABLE

1a If the foundation has received a ruling or determination letter that it is a private operating foundation, and the ruling is effective for 2008, enter the date of the ruling

Empty box for ruling date

b Check box to indicate whether the foundation is a private operating foundation described in section

4942(j)(3) or 4942(j)(5)

2a Enter the lesser of the adjusted net income from Part I or the minimum investment return from Part X for each year listed

Table with columns: Tax year (a) 2008, (b) 2007, (c) 2006, (d) 2005, (e) Total. Rows include 85% of line 2a, Qualifying distributions from Part XII, line 4 for each year listed, Amounts included in line 2c not used directly for active conduct of exempt activities, Qualifying distributions made directly for active conduct of exempt activities, and alternative tests (Assets, Endowment, Support).

Part XV Supplementary Information (Complete this part only if the foundation had \$5,000 or more in assets at any time during the year - see page 27 of the instructions.)

1 Information Regarding Foundation Managers

a List any managers of the foundation who have contributed more than 2% of the total contributions received by the foundation before the close of any tax year (but only if they have contributed more than \$5,000). (See section 507(d)(2))

NONE

b List any managers of the foundation who own 10% or more of the stock of a corporation (or an equally large portion of the ownership of a partnership or other entity) of which the foundation has a 10% or greater interest

NONE

2 Information Regarding Contribution, Grant, Gift, Loan, Scholarship, etc., Programs

Check here [] if the foundation only makes contributions to preselected charitable organizations and does not accept unsolicited requests for funds. If the foundation makes gifts, grants, etc. (see page 28 of the instructions) to individuals or organizations under other conditions, complete items 2a, b, c, and d

a The name, address, and telephone number of the person to whom applications should be addressed

SEE STATEMENT 14

b The form in which applications should be submitted and information and materials they should include

N/A

c Any submission deadlines

SEE ATTACHED STATEMENT FOR LINE 2

d Any restrictions or limitations on awards, such as by geographical areas, charitable fields, kinds of institutions, or other factors:

SEE ATTACHED STATEMENT FOR LINE 2

Part XV Supplementary Information (continued)

3 Grants and Contributions Paid During the Year or Approved for Future Payment

Recipient	If recipient is an individual, show any relationship to any foundation manager or substantial contributor	Foundation status of recipient	Purpose of grant or contribution	Amount
Name and address (home or business)				
<p>a <i>Paid during the year</i></p> <p>SEE STATEMENT 19</p>				
Total				125,000.
<p>b <i>Approved for future payment</i></p>				
Total				

Part XVI-A Analysis of Income-Producing Activities

Enter gross amounts unless otherwise indicated

	Unrelated business income		Excluded by section 512, 513, or 514		(e) Related or exempt function income (See page 28 of the instructions)
	(a) Business code	(b) Amount	(c) Exclusion code	(d) Amount	
1 Program service revenue					
a _____					
b _____					
c _____					
d _____					
e _____					
f _____					
g Fees and contracts from government agencies					
2 Membership dues and assessments					
3 Interest on savings and temporary cash investments					
4 Dividends and interest from securities			14	66,328.	
5 Net rental income or (loss) from real estate					
a Debt-financed property					
b Not debt-financed property					
6 Net rental income or (loss) from personal property					
7 Other investment income					
8 Gain or (loss) from sales of assets other than inventory			18	-195,463.	
9 Net income or (loss) from special events					
10 Gross profit or (loss) from sales of inventory					
11 Other revenue a _____					
b _____					
c _____					
d _____					
e _____					
12 Subtotal Add columns (b), (d), and (e)				-129,135.	
13 Total Add line 12, columns (b), (d), and (e)					13 -129,135.

(See worksheet in line 13 instructions on page 28 to verify calculations)

Part XVI-B Relationship of Activities to the Accomplishment of Exempt Purposes

Line No.	Explain below how each activity for which income is reported in column (e) of Part XVI-A contributed importantly to the accomplishment of the foundation's exempt purposes (other than by providing funds for such purposes) (See page 28 of the instructions.)
▼	
	NOT APPLICABLE

Part XVII Information Regarding Transfers To and Transactions and Relationships With Noncharitable Exempt Organizations

1 Did the organization directly or indirectly engage in any of the following with any other organization described in section 501(c) of the Code... a Transfers from the reporting foundation to a noncharitable exempt organization of (1) Cash (2) Other assets b Other transactions (1) Sales of assets to a noncharitable exempt organization (2) Purchases of assets from a noncharitable exempt organization (3) Rental of facilities, equipment, or other assets (4) Reimbursement arrangements (5) Loans or loan guarantees (6) Performance of services or membership or fundraising solicitations c Sharing of facilities, equipment, mailing lists, other assets, or paid employees d If the answer to any of the above is "Yes," complete the following schedule

Table with 4 columns: (a) Line no, (b) Amount involved, (c) Name of noncharitable exempt organization, (d) Description of transfers, transactions, and sharing arrangements

2a Is the foundation directly or indirectly affiliated with, or related to, one or more tax-exempt organizations described in section 501(c) of the Code (other than section 501(c)(3)) or in section 527? Yes No

Table with 3 columns: (a) Name of organization, (b) Type of organization, (c) Description of relationship

Under penalties of perjury, I declare that I have examined this return, including accompanying schedules and statements, and to the best of my knowledge and belief, it is true, correct, and complete. Declaration of preparer (other than taxpayer or fiduciary) is based on all information of which preparer has any knowledge. Signature of officer or trustee: [Signature], Date: 5-6-10, Title: PRESIDENT. Preparer's signature: Sheila Rodgers, Date: 4/22/10, Firm's name: BANK OF AMERICA, N.A., P.O. BOX 831041, DALLAS, TX, EIN: 94-1687665, Phone no: 800-357-7094

**FORM 990-PF - PART IV
CAPITAL GAINS AND LOSSES FOR TAX ON INVESTMENT INCOME**

Kind of Property		Description				P or D	Date acquired	Date sold
Gross sale price less expenses of sale	Depreciation allowed/ allowable	Cost or other basis	FMV as of 12/31/69	Adj basis as of 12/31/69	Excess of FMV over adj basis		Gain or (loss)	
		TOTAL LONG-TERM CAPITAL GAIN DIVIDENDS					10,394.	
1,824.00		235. AU OPTRONICS CORP SPONSORED ADR PROPERTY TYPE: SECURITIES 1,475.00				P	11/24/2008	02/12/2009 349.00
603.00		50. AIR FRANCE-KLM SPONSORED ADR PROPERTY TYPE: SECURITIES 2,036.00				P	11/14/2006	11/24/2008 -1,433.00
473.00		50. ALLIANZ AG SPONSORED ADR PROPERTY TYPE: SECURITIES 1,046.00				P	03/23/2007	10/21/2008 -573.00
466.00		53. ALLIANZ AG SPONSORED ADR PROPERTY TYPE: SECURITIES 1,108.00				P	03/23/2007	01/14/2009 -642.00
53.00		6. ALLIANZ AG SPONSORED ADR PROPERTY TYPE: SECURITIES 124.00				P	02/21/2007	01/14/2009 -71.00
905.00		107. ALLIANZ AG SPONSORED ADR PROPERTY TYPE: SECURITIES 2,208.00				P	02/21/2007	02/10/2009 -1,303.00
1,151.00		139. ALLIANZ AG SPONSORED ADR PROPERTY TYPE: SECURITIES 2,868.00				P	02/21/2007	02/12/2009 -1,717.00
770.00		93. ALLIANZ AG SPONSORED ADR PROPERTY TYPE: SECURITIES 1,429.00				P	01/23/2006	02/12/2009 -659.00
2,815.00		340. ALLIANZ AG SPONSORED ADR PROPERTY TYPE: SECURITIES 4,525.00				P	08/24/2005	02/12/2009 -1,710.00
1,158.00		85. AMCOR LTD ADR PROPERTY TYPE: SECURITIES 1,872.00				P	07/23/2008	02/12/2009 -714.00

**FORM 990-PF - PART IV
CAPITAL GAINS AND LOSSES FOR TAX ON INVESTMENT INCOME**

Kind of Property		Description				P or D	Date acquired	Date sold
Gross sale price less expenses of sale	Depreciation allowed/ allowable	Cost or other basis	FMV as of 12/31/69	Adj basis as of 12/31/69	Excess of FMV over adj basis		Gain or (loss)	
531.00		39. AMCOR LTD ADR PROPERTY TYPE: SECURITIES 601.00				P	11/24/2008	02/12/2009
							-70.00	
1,942.00		1000. AMERICAN INTERNATIONAL GROUP INC C PROPERTY TYPE: SECURITIES 32.00				P	05/12/1998	11/06/2008
							1,910.00	
300.00		12. ARCELORMITTAL SA LUXEMBOURG NY REGIS PROPERTY TYPE: SECURITIES 1,078.00				P	07/10/2008	02/12/2009
							-778.00	
1,402.00		56. ARCELORMITTAL SA LUXEMBOURG NY REGIS PROPERTY TYPE: SECURITIES 3,466.00				P	09/11/2008	02/12/2009
							-2,064.00	
2,603.00		104. ARCELORMITTAL SA LUXEMBOURG NY REGI PROPERTY TYPE: SECURITIES 3,571.00				P	08/01/2006	02/12/2009
							-968.00	
377.00		49. AUSTRALIA & NEW ZEALAND BKG GROUP LT PROPERTY TYPE: SECURITIES 495.00				P	01/14/2009	02/12/2009
							-118.00	
847.00		110. AUSTRALIA & NEW ZEALAND BKG GROUP L PROPERTY TYPE: SECURITIES 982.00				P	11/24/2008	02/12/2009
							-135.00	
2,455.00		107. BAE SYSTEMS PLC PROPERTY TYPE: SECURITIES 3,117.00				P	03/23/2006	10/21/2008
							-662.00	
1,161.00		38. BASF SE SPONSORED ADR PROPERTY TYPE: SECURITIES 1,813.00				P	12/15/2006	11/24/2008
							-652.00	
367.00		12. BASF SE SPONSORED ADR PROPERTY TYPE: SECURITIES 569.00				P	01/19/2007	11/24/2008
							-202.00	
1,143.00		36. BASF SE SPONSORED ADR PROPERTY TYPE: SECURITIES 1,707.00				P	01/19/2007	02/10/2009
							-564.00	

**FORM 990-PF - PART IV
CAPITAL GAINS AND LOSSES FOR TAX ON INVESTMENT INCOME**

Kind of Property		Description				P or D	Date acquired	Date sold
Gross sale price less expenses of sale	Depreciation allowed/ allowable	Cost or other basis	FMV as of 12/31/69	Adj basis as of 12/31/69	Excess of FMV over adj basis		Gain or (loss)	
1,234.00		40. BASF SE SPONSORED ADR PROPERTY TYPE: SECURITIES 1,897.00				P	01/19/2007	02/12/2009 -663.00
2,838.00		92. BASF SE SPONSORED ADR PROPERTY TYPE: SECURITIES 4,154.00				P	11/14/2006	02/12/2009 -1,316.00
956.00		46. BCE INC COM PROPERTY TYPE: SECURITIES 935.00				P	02/04/2009	02/12/2009 21.00
1,587.00		43. BHP BILLITON PLC - ADR PROPERTY TYPE: SECURITIES 2,235.00				P	06/12/2007	02/10/2009 -648.00
836.00		23. BHP BILLITON PLC - ADR PROPERTY TYPE: SECURITIES 1,196.00				P	06/12/2007	02/12/2009 -360.00
2,180.00		60. BHP BILLITON PLC - ADR PROPERTY TYPE: SECURITIES 1,775.00				P	11/24/2008	02/12/2009 405.00
1,969.00		45. BP AMOCO PLC SPONSORED ADR PROPERTY TYPE: SECURITIES 2,155.00				P	10/21/2008	02/12/2009 -186.00
1,050.00		24. BP AMOCO PLC SPONSORED ADR PROPERTY TYPE: SECURITIES 1,108.00				P	11/24/2008	02/12/2009 -58.00
1,925.00		44. BP AMOCO PLC SPONSORED ADR PROPERTY TYPE: SECURITIES 1,918.00				P	01/14/2009	02/12/2009 7.00
18.00		1. BNP PARIBAS SPONSORED ADR REPSTG 1/4 PROPERTY TYPE: SECURITIES 53.00				P	08/25/2006	02/10/2009 -35.00
964.00		54. BNP PARIBAS SPONSORED ADR REPSTG 1/4 PROPERTY TYPE: SECURITIES 2,835.00				P	09/19/2006	02/10/2009 -1,871.00

**FORM 990-PF - PART IV
CAPITAL GAINS AND LOSSES FOR TAX ON INVESTMENT INCOME**

Kind of Property		Description				P or D	Date acquired	Date sold
Gross sale price less expenses of sale	Depreciation allowed/ allowable	Cost or other basis	FMV as of 12/31/69	Adj basis as of 12/31/69	Excess of FMV over adj basis		Gain or (loss)	
152.00		9. BNP PARIBAS SPONSORED ADR REPSTG 1/4 PROPERTY TYPE: SECURITIES 473.00				P	09/19/2006	02/12/2009
							-321.00	
2,616.00		155. BNP PARIBAS SPONSORED ADR REPSTG 1/ PROPERTY TYPE: SECURITIES 7,488.00				P	07/11/2006	02/12/2009
							-4,872.00	
403.00		66. BARCLAYS PLC ADR PROPERTY TYPE: SECURITIES 2,668.00				P	08/24/2005	02/12/2009
							-2,265.00	
287.00		47. BARCLAYS PLC ADR PROPERTY TYPE: SECURITIES 1,084.00				P	07/11/2008	02/12/2009
							-797.00	
726.00		119. BARCLAYS PLC ADR PROPERTY TYPE: SECURITIES 2,683.00				P	07/10/2008	02/12/2009
							-1,957.00	
1,002.00		18. BAYER A G SPONSORED ADR PROPERTY TYPE: SECURITIES 1,032.00				P	01/14/2009	02/12/2009
							-30.00	
1,113.00		20. BAYER A G SPONSORED ADR PROPERTY TYPE: SECURITIES 1,106.00				P	02/10/2009	02/12/2009
							7.00	
876.00		33. CANON INC ADR PROPERTY TYPE: SECURITIES 972.00				P	11/24/2008	02/12/2009
							-96.00	
956.00		36. CANON INC ADR PROPERTY TYPE: SECURITIES 996.00				P	02/10/2009	02/12/2009
							-40.00	
819.00		190. CELESIO AG ADR PROPERTY TYPE: SECURITIES 872.00				P	02/10/2009	02/12/2009
							-53.00	
1,184.00		74. CENTRICA PLC SPONSORED ADR NEW 2004 PROPERTY TYPE: SECURITIES 1,235.00				P	02/10/2009	02/12/2009
							-51.00	

**FORM 990-PF - PART IV
CAPITAL GAINS AND LOSSES FOR TAX ON INVESTMENT INCOME**

Kind of Property		Description				P or D	Date acquired	Date sold
Gross sale price less expenses of sale	Depreciation allowed/ allowable	Cost or other basis	FMV as of 12/31/69	Adj basis as of 12/31/69	Excess of FMV over adj basis		Gain or (loss)	
1,202.00		22. CHINA PETROLEUM & CHEMICAL CORP SPON PROPERTY TYPE: SECURITIES 2,093.00				P	06/11/2008	02/12/2009
							-891.00	
2,076.00		38. CHINA PETROLEUM & CHEMICAL CORP SPON PROPERTY TYPE: SECURITIES 1,715.00				P	08/24/2005	02/12/2009
							361.00	
12.00		.992 CHINA UNICOM LTD PARTNERSHIP ADR PROPERTY TYPE: SECURITIES 11.00				P	06/05/2006	10/28/2008
							1.00	
2,236.00		186. CHINA UNICOM LTD PARTNERSHIP ADR PROPERTY TYPE: SECURITIES 2,144.00				P	06/05/2006	11/24/2008
							92.00	
2,028.00		154. COMPANHIA VALE DO RIO DOCE SPON ADR PROPERTY TYPE: SECURITIES 3,981.00				P	01/17/2008	02/12/2009
							-1,953.00	
2,275.00		430. CREDIT AGRICOLE S A UNSP ADR PROPERTY TYPE: SECURITIES 2,318.00				P	01/14/2009	02/12/2009
							-43.00	
3,785.00		140. CREDIT SUISSE GROUP SPONSORED ADR PROPERTY TYPE: SECURITIES 5,980.00				P	08/24/2005	02/12/2009
							-2,195.00	
1,050.00		85. DEUTSCHE TELEKOM AG SPONSORED ADR PROPERTY TYPE: SECURITIES 1,419.00				P	07/23/2008	02/12/2009
							-369.00	
1,408.00		114. DEUTSCHE TELEKOM AG SPONSORED ADR PROPERTY TYPE: SECURITIES 1,898.00				P	07/01/2008	02/12/2009
							-490.00	
1,793.00		40. ENI S P A SPONSORED ADR PROPERTY TYPE: SECURITIES 2,345.00				P	08/24/2005	11/24/2008
							-552.00	
2,277.00		52.5 ENI S P A SPONSORED ADR PROPERTY TYPE: SECURITIES 3,078.00				P	08/24/2005	02/12/2009
							-801.00	

**FORM 990-PF - PART IV
CAPITAL GAINS AND LOSSES FOR TAX ON INVESTMENT INCOME**

Kind of Property		Description				P or D	Date acquired	Date sold
Gross sale price less expenses of sale	Depreciation allowed/ allowable	Cost or other basis	FMV as of 12/31/69	Adj basis as of 12/31/69	Excess of FMV over adj basis		Gain or (loss)	
1,626.00		2,002.00				P	11/04/2005	02/12/2009
							-376.00	
4,080.00		4,048.00				P	11/04/2005	02/12/2009
							32.00	
688.00		892.00				P	11/24/2008	02/12/2009
							-204.00	
1,505.00		1,421.00				P	02/10/2009	02/12/2009
							84.00	
2,249.00		1,946.00				P	10/21/2008	02/12/2009
							303.00	
839.00		804.00				P	02/10/2009	02/12/2009
							35.00	
968.00		908.00				P	11/24/2008	02/12/2009
							60.00	
2,111.00		2,119.00				P	02/11/2009	02/12/2009
							-8.00	
153.00		5,947.00				P	10/09/2006	10/24/2008
							-5,794.00	
38.00		1,481.00				P	06/14/2007	10/24/2008
							-1,443.00	
111.00		4,019.00				P	05/10/2006	10/24/2008
							-3,908.00	

**FORM 990-PF - PART IV
CAPITAL GAINS AND LOSSES FOR TAX ON INVESTMENT INCOME**

Kind of Property		Description				P or D	Date acquired	Date sold
Gross sale price less expenses of sale	Depreciation allowed/ allowable	Cost or other basis	FMV as of 12/31/69	Adj basis as of 12/31/69	Excess of FMV over adj basis		Gain or (loss)	
52.00		49. FORTIS S A ADR PROPERTY TYPE: SECURITIES 1,357.00				P	04/21/2008	10/24/2008
							-1,305.00	
123.00		116. FORTIS S A ADR PROPERTY TYPE: SECURITIES 3,176.00				P	11/15/2007	10/24/2008
							-3,053.00	
186.00		175. FORTIS S A ADR PROPERTY TYPE: SECURITIES 2,647.00				P	07/08/2008	10/24/2008
							-2,461.00	
2,022.00		80. FRANCE TELECOM SPONSORED ADR PROPERTY TYPE: SECURITIES 2,268.00				P	06/12/2007	11/24/2008
							-246.00	
1,572.00		67. FRANCE TELECOM SPONSORED ADR PROPERTY TYPE: SECURITIES 1,900.00				P	06/12/2007	02/12/2009
							-328.00	
728.00		31. FRANCE TELECOM SPONSORED ADR PROPERTY TYPE: SECURITIES 717.00				P	02/10/2009	02/12/2009
							11.00	
1,548.00		80. FUJITSU LIMITED - UNSPON ADR PROPERTY TYPE: SECURITIES 1,888.00				P	11/24/2008	02/12/2009
							-340.00	
1,017.00		28. GLAXOSMITHKLINE PLC SPONSORED ADR PROPERTY TYPE: SECURITIES 1,479.00				P	06/27/2007	02/10/2009
							-462.00	
1,296.00		37. GLAXOSMITHKLINE PLC SPONSORED ADR PROPERTY TYPE: SECURITIES 1,954.00				P	06/27/2007	02/12/2009
							-658.00	
3,434.00		98. GLAXOSMITHKLINE PLC SPONSORED ADR PROPERTY TYPE: SECURITIES 4,073.00				P	06/11/2008	02/12/2009
							-639.00	
802.00		21. HSBC HLDGS PLC SPON ADR NEW PROPERTY TYPE: SECURITIES 1,185.00				P	10/24/2008	02/12/2009
							-383.00	

**FORM 990-PF - PART IV
CAPITAL GAINS AND LOSSES FOR TAX ON INVESTMENT INCOME**

Kind of Property		Description				P or D	Date acquired	Date sold
Gross sale price less expenses of sale	Depreciation allowed/ allowable	Cost or other basis	FMV as of 12/31/69	Adj basis as of 12/31/69	Excess of FMV over adj basis		Gain or (loss)	
2,292.00		60. HSBC HLDGS PLC SPON ADR NEW PROPERTY TYPE: SECURITIES 2,310.00				P	02/10/2009	02/12/2009 -18.00
		.037 HBOS PLC SPONSORED ADR PROPERTY TYPE: SECURITIES 1.00				P	01/10/2007	10/16/2008 -1.00
1,286.00		45. HITACHI LTD ADR PROPERTY TYPE: SECURITIES 3,256.00				P	09/10/2008	02/12/2009 -1,970.00
1,416.00		59. HONDA MOTOR LTD AMERN SHS PROPERTY TYPE: SECURITIES 1,567.00				P	08/24/2005	02/10/2009 -151.00
2,106.00		87. HONDA MOTOR LTD AMERN SHS PROPERTY TYPE: SECURITIES 2,311.00				P	08/24/2005	02/12/2009 -205.00
1,994.00		263. ING GROEP N V SPONSORED ADR PROPERTY TYPE: SECURITIES 7,619.00				P	08/24/2005	02/12/2009 -5,625.00
943.00		53. INTESA SANPAOLO SPONSORED ADR PROPERTY TYPE: SECURITIES 995.00				P	02/10/2009	02/12/2009 -52.00
872.00		49. INTESA SANPAOLO SPONSORED ADR PROPERTY TYPE: SECURITIES 891.00				P	02/04/2009	02/12/2009 -19.00
634.00		128. JSC MMC NORILSK NICKEL SPONSORED AD PROPERTY TYPE: SECURITIES 3,671.00				P	03/18/2008	02/10/2009 -3,037.00
139.00		28. JSC MMC NORILSK NICKEL SPONSORED ADR PROPERTY TYPE: SECURITIES 397.00				P	09/25/2008	02/10/2009 -258.00
722.00		129. JSC MMC NORILSK NICKEL SPONSORED AD PROPERTY TYPE: SECURITIES 1,828.00				P	09/25/2008	02/12/2009 -1,106.00

**FORM 990-PF - PART IV
CAPITAL GAINS AND LOSSES FOR TAX ON INVESTMENT INCOME**

Kind of Property		Description				P or D	Date acquired	Date sold
Gross sale price less expenses of sale	Depreciation allowed/ allowable	Cost or other basis	FMV as of 12/31/69	Adj basis as of 12/31/69	Excess of FMV over adj basis		Gain or (loss)	
251.00		869.00				P	04/13/2007	10/21/2008
196.00		361.00				P	08/24/2005	10/21/2008
1,733.00		3,970.00				P	08/24/2005	02/12/2009
1,413.00		1,785.00				P	10/30/2007	02/04/2009
1,036.00		1,306.00				P	05/01/2008	02/04/2009
742.00		876.00				P	09/06/2007	02/04/2009
423.00		528.00				P	09/06/2007	02/12/2009
2,137.00		2,639.00				P	07/20/2007	02/12/2009
1,939.00		1,928.00				P	02/04/2009	02/12/2009
41.00		1,128.00				P	01/10/2007	02/10/2009
230.00		6,268.00				P	02/08/2007	02/10/2009

**FORM 990-PF - PART IV
CAPITAL GAINS AND LOSSES FOR TAX ON INVESTMENT INCOME**

Kind of Property		Description				P or D	Date acquired	Date sold
Gross sale price less expenses of sale	Depreciation allowed/ allowable	Cost or other basis	FMV as of 12/31/69	Adj basis as of 12/31/69	Excess of FMV over adj basis		Gain or (loss)	
131.00		24.523				P	04/03/2007	02/10/2009
		LLOYDS TSB GROUP PLC SPONSORED AD PROPERTY TYPE: SECURITIES						
		3,318.00					-3,187.00	
48.00		9.002				P	06/14/2007	02/10/2009
		LLOYDS TSB GROUP PLC SPONSORED ADR PROPERTY TYPE: SECURITIES						
		1,192.00					-1,144.00	
72.00		13.503				P	04/01/2008	02/10/2009
		LLOYDS TSB GROUP PLC SPONSORED AD PROPERTY TYPE: SECURITIES						
		1,043.00					-971.00	
196.00		36.629				P	03/10/2008	02/10/2009
		LLOYDS TSB GROUP PLC SPONSORED AD PROPERTY TYPE: SECURITIES						
		2,768.00					-2,572.00	
37.00		6.984				P	04/21/2008	02/10/2009
		LLOYDS TSB GROUP PLC SPONSORED ADR PROPERTY TYPE: SECURITIES						
		498.00					-461.00	
19.00		3.48				P	05/01/2008	02/10/2009
		LLOYDS TSB GROUP PLC SPONSORED ADR PROPERTY TYPE: SECURITIES						
		209.00					-190.00	
6.00		.955				P	01/10/2007	02/11/2009
		LLOYDS TSB GROUP PLC SPONSORED ADR PROPERTY TYPE: SECURITIES						
		139.00					-133.00	
133.00		25.699				P	05/01/2008	02/12/2009
		LLOYDS TSB GROUP PLC SPONSORED AD PROPERTY TYPE: SECURITIES						
		1,544.00					-1,411.00	
205.00		39.733				P	05/29/2008	02/12/2009
		LLOYDS TSB GROUP PLC SPONSORED AD PROPERTY TYPE: SECURITIES						
		2,139.00					-1,934.00	
380.00		73.568				P	07/08/2008	02/12/2009
		LLOYDS TSB GROUP PLC SPONSORED AD PROPERTY TYPE: SECURITIES						
		2,598.00					-2,218.00	
609.00		118.				P	11/24/2008	02/12/2009
		LLOYDS TSB GROUP PLC SPONSORED ADR PROPERTY TYPE: SECURITIES						
		1,064.00					-455.00	

**FORM 990-PF - PART IV
CAPITAL GAINS AND LOSSES FOR TAX ON INVESTMENT INCOME**

Kind of Property		Description				P or D	Date acquired	Date sold
Gross sale price less expenses of sale	Depreciation allowed/ allowable	Cost or other basis	FMV as of 12/31/69	Adj basis as of 12/31/69	Excess of FMV over adj basis		Gain or (loss)	
790.00		1,017.00				P	01/14/2009	02/12/2009
2,260.00		2,838.00				P	10/10/2006	02/12/2009
1,158.00		1,199.00				P	02/10/2009	02/12/2009
2,376.00		3,137.00				P	09/10/2008	02/12/2009
1,140.00		1,294.00				P	01/14/2009	02/12/2009
1,755.00		1,896.00				P	11/24/2008	02/12/2009
1,315.00		1,643.00				P	06/05/2006	11/06/2008
514.00		627.00				P	07/12/2006	11/06/2008
879.00		978.00				P	07/12/2006	02/10/2009
1,696.00		1,906.00				P	07/12/2006	02/12/2009
1,718.00		1,882.00				P	11/14/2006	02/12/2009

**FORM 990-PF - PART IV
CAPITAL GAINS AND LOSSES FOR TAX ON INVESTMENT INCOME**

Kind of Property		Description				P or D	Date acquired	Date sold
Gross sale price less expenses of sale	Depreciation allowed/ allowable	Cost or other basis	FMV as of 12/31/69	Adj basis as of 12/31/69	Excess of FMV over adj basis		Gain or (loss)	
749.00		101. NISSAN MOTOR CO LTD ADR PROPERTY TYPE: SECURITIES 2,141.00				P	08/24/2005	11/24/2008 -1,392.00
322.00		51. NISSAN MOTOR CO LTD ADR PROPERTY TYPE: SECURITIES 1,081.00				P	08/24/2005	02/04/2009 -759.00
291.00		46. NISSAN MOTOR CO LTD ADR PROPERTY TYPE: SECURITIES 875.00				P	01/17/2008	02/04/2009 -584.00
789.00		132. NISSAN MOTOR CO LTD ADR PROPERTY TYPE: SECURITIES 2,512.00				P	01/17/2008	02/12/2009 -1,723.00
705.00		118. NISSAN MOTOR CO LTD ADR PROPERTY TYPE: SECURITIES 2,087.00				P	04/21/2008	02/12/2009 -1,382.00
335.00		56. NISSAN MOTOR CO LTD ADR PROPERTY TYPE: SECURITIES 954.00				P	04/01/2008	02/12/2009 -619.00
884.00		148. NISSAN MOTOR CO LTD ADR PROPERTY TYPE: SECURITIES 2,427.00				P	07/08/2008	02/12/2009 -1,543.00
1,510.00		122. NOKIA CORP SPONSORED ADR PROPERTY TYPE: SECURITIES 2,103.00				P	10/21/2008	02/12/2009 -593.00
1,263.00		102. NOKIA CORP SPONSORED ADR PROPERTY TYPE: SECURITIES 1,400.00				P	01/14/2009	02/12/2009 -137.00
3,965.00		93. NOVARTIS AG SPONSORED ADR PROPERTY TYPE: SECURITIES 5,008.00				P	09/10/2008	02/12/2009 -1,043.00
1,698.00		49. LUKOIL OIL CO SPONSORED ADR PROPERTY TYPE: SECURITIES 4,385.00				P	10/30/2007	02/12/2009 -2,687.00

**FORM 990-PF - PART IV
CAPITAL GAINS AND LOSSES FOR TAX ON INVESTMENT INCOME**

Kind of Property		Description				P or D	Date acquired	Date sold
Gross sale price less expenses of sale	Depreciation allowed/ allowable	Cost or other basis	FMV as of 12/31/69	Adj basis as of 12/31/69	Excess of FMV over adj basis		Gain or (loss)	
728.00		21. LUKOIL OIL CO SPONSORED ADR PROPERTY TYPE: SECURITIES 732.00				P	02/10/2009	02/12/2009 -4.00
226.00		9. ORIX CORP SPONSORED ADR JAPAN PROPERTY TYPE: SECURITIES 1,192.00				P	05/22/2007	01/14/2009 -966.00
954.00		38. ORIX CORP SPONSORED ADR JAPAN PROPERTY TYPE: SECURITIES 4,902.00				P	06/27/2007	01/14/2009 -3,948.00
549.00		22. ORIX CORP SPONSORED ADR JAPAN PROPERTY TYPE: SECURITIES 2,754.00				P	07/20/2007	01/15/2009 -2,205.00
175.00		7. ORIX CORP SPONSORED ADR JAPAN PROPERTY TYPE: SECURITIES 461.00				P	09/25/2008	01/15/2009 -286.00
6,577.00		400. PATRIOT COAL CORP COM PROPERTY TYPE: SECURITIES 4,859.00				P	01/03/2007	10/06/2008 1,718.00
502.00		21. PETRO-CDA COM PROPERTY TYPE: SECURITIES 1,030.00				P	05/01/2008	01/14/2009 -528.00
1,001.00		44. PETRO-CDA COM PROPERTY TYPE: SECURITIES 2,159.00				P	05/01/2008	02/12/2009 -1,158.00
1,683.00		74. PETRO-CDA COM PROPERTY TYPE: SECURITIES 3,476.00				P	02/21/2008	02/12/2009 -1,793.00
100,000.00		100000. PROCTER & GAMBLE PG BOND PROPERTY TYPE: SECURITIES 99,096.00					08/10/2000	09/15/2009 904.00
899.00		12. RWE AG SPONSORED ADR REPSTG ORD PAR PROPERTY TYPE: SECURITIES 1,279.00				P	06/12/2007	02/12/2009 -380.00

**FORM 990-PF - PART IV
CAPITAL GAINS AND LOSSES FOR TAX ON INVESTMENT INCOME**

Kind of Property		Description				P or D	Date acquired	Date sold
Gross sale price less expenses of sale	Depreciation allowed/ allowable	Cost or other basis	FMV as of 12/31/69	Adj basis as of 12/31/69	Excess of FMV over adj basis		Gain or (loss)	
750.00		10. RWE AG SPONSORED ADR REPSTG ORD PAR PROPERTY TYPE: SECURITIES 1,044.00				P	06/28/2007	02/12/2009 -294.00
1.00		.049 ROYAL BK SCOTLAND GROUP PLC SPONSOR PROPERTY TYPE: SECURITIES 10.00				P	10/30/2007	11/26/2008 -9.00
60.00		10.182 ROYAL BK SCOTLAND GROUP PLC SPONS PROPERTY TYPE: SECURITIES 2,127.00				P	10/30/2007	02/04/2009 -2,067.00
153.00		25.83 ROYAL BK SCOTLAND GROUP PLC SPONSO PROPERTY TYPE: SECURITIES 4,671.00				P	11/29/2007	02/04/2009 -4,518.00
123.00		20.756 ROYAL BK SCOTLAND GROUP PLC SPONS PROPERTY TYPE: SECURITIES 2,787.00				P	05/01/2008	02/04/2009 -2,664.00
123.00		20.756 ROYAL BK SCOTLAND GROUP PLC SPONS PROPERTY TYPE: SECURITIES 1,827.00				P	06/11/2008	02/04/2009 -1,704.00
103.00		17.476 ROYAL BK SCOTLAND GROUP PLC SPONS PROPERTY TYPE: SECURITIES 1,333.00				P	07/08/2008	02/04/2009 -1,230.00
2.00		.875 ROYAL BK SCOTLAND GROUP PLC SPON AD PROPERTY TYPE: SECURITIES 9.00				P	10/30/2007	10/02/2008 -7.00
412.00		430. ROYAL BK SCOTLAND GROUP PLC SPON AD PROPERTY TYPE: SECURITIES 4,492.00				P	10/30/2007	10/24/2008 -4,080.00
1,642.00		259. ROYAL DSM N V SPONSORED ADR PROPERTY TYPE: SECURITIES 3,923.00				P	05/29/2008	01/14/2009 -2,281.00
907.00		143. ROYAL DSM N V SPONSORED ADR PROPERTY TYPE: SECURITIES 1,981.00				P	07/08/2008	01/14/2009 -1,074.00

**FORM 990-PF - PART IV
CAPITAL GAINS AND LOSSES FOR TAX ON INVESTMENT INCOME**

Kind of Property		Description				P or D	Date acquired	Date sold
Gross sale price less expenses of sale	Depreciation allowed/ allowable	Cost or other basis	FMV as of 12/31/69	Adj basis as of 12/31/69	Excess of FMV over adj basis		Gain or (loss)	
989.00		156. ROYAL DSM N V SPONSORED ADR PROPERTY TYPE: SECURITIES 2,079.00				P	04/21/2008	01/14/2009
							-1,090.00	
1,931.00		39. ROYAL DUTCH SHELL PLC SPONSORED PROPERTY TYPE: SECURITIES 3,395.00				P	10/30/2007	11/24/2008
							-1,464.00	
442.00		9. ROYAL DUTCH SHELL PLC SPONSORED PROPERTY TYPE: SECURITIES 783.00				P	10/30/2007	02/10/2009
							-341.00	
885.00		18. ROYAL DUTCH SHELL PLC SPONSORED PROPERTY TYPE: SECURITIES 1,559.00				P	05/29/2008	02/10/2009
							-674.00	
100.00		2. ROYAL DUTCH SHELL PLC SPONSORED PROPERTY TYPE: SECURITIES 173.00				P	05/29/2008	02/12/2009
							-73.00	
1,249.00		25. ROYAL DUTCH SHELL PLC SPONSORED PROPERTY TYPE: SECURITIES 2,069.00				P	09/28/2007	02/12/2009
							-820.00	
2,548.00		51. ROYAL DUTCH SHELL PLC SPONSORED PROPERTY TYPE: SECURITIES 4,092.00				P	09/06/2007	02/12/2009
							-1,544.00	
1,499.00		30. ROYAL DUTCH SHELL PLC SPONSORED PROPERTY TYPE: SECURITIES 2,390.00				P	11/15/2007	02/12/2009
							-891.00	
799.00		16. ROYAL DUTCH SHELL PLC SPONSORED PROPERTY TYPE: SECURITIES 1,110.00				P	03/18/2008	02/12/2009
							-311.00	
795.00		28. SANOFI-AVENTIS SPONSORED ADR PROPERTY TYPE: SECURITIES 1,216.00				P	04/03/2007	11/06/2008
							-421.00	
738.00		26. SANOFI-AVENTIS SPONSORED ADR PROPERTY TYPE: SECURITIES 1,122.00				P	08/24/2005	11/06/2008
							-384.00	

**FORM 990-PF - PART IV
CAPITAL GAINS AND LOSSES FOR TAX ON INVESTMENT INCOME**

Kind of Property		Description				P or D	Date acquired	Date sold
Gross sale price less expenses of sale	Depreciation allowed/ allowable	Cost or other basis	FMV as of 12/31/69	Adj basis as of 12/31/69	Excess of FMV over adj basis		Gain or (loss)	
1,354.00		48. SANOFI-AVENTIS SPONSORED ADR PROPERTY TYPE: SECURITIES 2,071.00				P	08/24/2005	02/10/2009 -717.00
4,810.00		161. SANOFI-AVENTIS SPONSORED ADR PROPERTY TYPE: SECURITIES 6,947.00				P	08/24/2005	02/12/2009 -2,137.00
206.00		25. SHARP CORP ADR PROPERTY TYPE: SECURITIES 454.00				P	08/08/2007	01/14/2009 -248.00
189.00		23. SHARP CORP ADR PROPERTY TYPE: SECURITIES 412.00				P	09/19/2006	01/14/2009 -223.00
573.00		72. SHARP CORP ADR PROPERTY TYPE: SECURITIES 1,290.00				P	09/19/2006	01/15/2009 -717.00
1,311.00		160. SHARP CORP ADR PROPERTY TYPE: SECURITIES 2,866.00				P	09/19/2006	01/20/2009 -1,555.00
137.00		17. SHARP CORP ADR PROPERTY TYPE: SECURITIES 304.00				P	09/19/2006	02/12/2009 -167.00
2,168.00		270. SHARP CORP ADR PROPERTY TYPE: SECURITIES 4,724.00				P	08/25/2006	02/12/2009 -2,556.00
738.00		19. SHINHAN FINANCIAL GROUP LTD SPONSORE PROPERTY TYPE: SECURITIES 865.00				P	01/14/2009	02/12/2009 -127.00
355.00		49. SOCIETE GENERALE FRANCE SPONSORED AD PROPERTY TYPE: SECURITIES 1,146.00				P	02/29/2008	11/24/2008 -791.00
612.00		77. SOCIETE GENERALE FRANCE SPONSORED AD PROPERTY TYPE: SECURITIES 1,801.00				P	02/29/2008	01/14/2009 -1,189.00

**FORM 990-PF - PART IV
CAPITAL GAINS AND LOSSES FOR TAX ON INVESTMENT INCOME**

Kind of Property		Description				P or D	Date acquired	Date sold
Gross sale price less expenses of sale	Depreciation allowed/ allowable	Cost or other basis	FMV as of 12/31/69	Adj basis as of 12/31/69	Excess of FMV over adj basis		Gain or (loss)	
461.00		58. SOCIETE GENERALE FRANCE SPONSORED AD PROPERTY TYPE: SECURITIES 1,247.00				P	08/24/2005	01/14/2009 -786.00
2,375.00		334. SOCIETE GENERALE FRANCE SPONSORED A PROPERTY TYPE: SECURITIES 7,181.00				P	08/24/2005	02/12/2009 -4,806.00
556.00		8. SOLVAY S A SPONSORED ADR PROPERTY TYPE: SECURITIES 615.00				P	11/24/2008	02/12/2009 -59.00
764.00		11. SOLVAY S A SPONSORED ADR PROPERTY TYPE: SECURITIES 792.00				P	02/10/2009	02/12/2009 -28.00
288.00		15. SONY CORP PROPERTY TYPE: SECURITIES 799.00				P	07/31/2007	02/12/2009 -511.00
1,248.00		65. SONY CORP PROPERTY TYPE: SECURITIES 3,296.00				P	06/28/2007	02/12/2009 -2,048.00
1,498.00		78. SONY CORP PROPERTY TYPE: SECURITIES 1,713.00				P	11/06/2008	02/12/2009 -215.00
1,068.00		68. STATOIL ASA SPONSORED ADR PROPERTY TYPE: SECURITIES 2,568.00				P	06/11/2008	01/14/2009 -1,500.00
173.00		11. STATOIL ASA SPONSORED ADR PROPERTY TYPE: SECURITIES 328.00				P	03/18/2008	01/14/2009 -155.00
1,103.00		63. STATOIL ASA SPONSORED ADR PROPERTY TYPE: SECURITIES 1,881.00				P	03/18/2008	02/12/2009 -778.00
420.00		24. STATOIL ASA SPONSORED ADR PROPERTY TYPE: SECURITIES 704.00				P	01/14/2008	02/12/2009 -284.00

**FORM 990-PF - PART IV
CAPITAL GAINS AND LOSSES FOR TAX ON INVESTMENT INCOME**

Kind of Property		Description				P or D	Date acquired	Date sold
Gross sale price less expenses of sale	Depreciation allowed/ allowable	Cost or other basis	FMV as of 12/31/69	Adj basis as of 12/31/69	Excess of FMV over adj basis		Gain or (loss)	
2,119.00		121. STATOIL ASA SPONSORED ADR PROPERTY TYPE: SECURITIES 3,239.00				P	01/17/2008	02/12/2009 -1,120.00
941.00		168. STORA ENSO CORP SPONSORED ADR PROPERTY TYPE: SECURITIES 3,268.00				P	09/28/2007	02/12/2009 -2,327.00
594.00		106. STORA ENSO CORP SPONSORED ADR PROPERTY TYPE: SECURITIES 1,867.00				P	10/30/2007	02/12/2009 -1,273.00
902.00		161. STORA ENSO CORP SPONSORED ADR PROPERTY TYPE: SECURITIES 2,364.00				P	01/17/2008	02/12/2009 -1,462.00
1,425.00		375. SUMITOMO MITSUI FINANCIAL GROUP INC PROPERTY TYPE: SECURITIES 3,075.00				P	08/24/2005	02/10/2009 -1,650.00
2,844.00		777. SUMITOMO MITSUI FINANCIAL GROUP INC PROPERTY TYPE: SECURITIES 6,371.00				P	08/24/2005	02/12/2009 -3,527.00
232.00		46. TECK CORP CL B PROPERTY TYPE: SECURITIES 1,800.00				P	07/23/2008	01/14/2009 -1,568.00
1,401.00		108. TELECOM ITALIA S P A SPONSORED ADR PROPERTY TYPE: SECURITIES 1,694.00				P	09/10/2008	02/12/2009 -293.00
1,077.00		83. TELECOM ITALIA S P A SPONSORED ADR PROPERTY TYPE: SECURITIES 1,131.00				P	02/10/2009	02/12/2009 -54.00
1,853.00		34. TELEFONICA S A ADR PROPERTY TYPE: SECURITIES 2,086.00				P	10/21/2008	02/12/2009 -233.00
1,308.00		24. TELEFONICA S A ADR PROPERTY TYPE: SECURITIES 1,327.00				P	02/04/2009	02/12/2009 -19.00

**FORM 990-PF - PART IV
CAPITAL GAINS AND LOSSES FOR TAX ON INVESTMENT INCOME**

Kind of Property		Description				P or D	Date acquired	Date sold
Gross sale price less expenses of sale	Depreciation allowed/ allowable	Cost or other basis	FMV as of 12/31/69	Adj basis as of 12/31/69	Excess of FMV over adj basis		Gain or (loss)	
1,291.00		25. TOTAL FINA SA SPONSORED ADR PROPERTY TYPE: SECURITIES 2,083.00				P	07/01/2008	10/21/2008 -792.00
310.00		6. TOTAL FINA SA SPONSORED ADR PROPERTY TYPE: SECURITIES 527.00				P	05/29/2008	10/21/2008 -217.00
930.00		18. TOTAL FINA SA SPONSORED ADR PROPERTY TYPE: SECURITIES 930.00				P	05/29/2008	10/21/2008
928.00		18. TOTAL FINA SA SPONSORED ADR PROPERTY TYPE: SECURITIES 1,799.00				P	05/02/2008	11/24/2008 -871.00
464.00		9. TOTAL FINA SA SPONSORED ADR PROPERTY TYPE: SECURITIES 750.00				P	07/01/2008	11/24/2008 -286.00
258.00		5. TOTAL FINA SA SPONSORED ADR PROPERTY TYPE: SECURITIES 417.00				P	07/01/2008	02/10/2009 -159.00
928.00		18. TOTAL FINA SA SPONSORED ADR PROPERTY TYPE: SECURITIES 1,073.00				P	10/21/2005	02/10/2009 -145.00
4,369.00		84. TOTAL FINA SA SPONSORED ADR PROPERTY TYPE: SECURITIES 5,007.00				P	10/21/2005	02/12/2009 -638.00
2,314.00		35. TOYOTA MOTOR CORP ADR PROPERTY TYPE: SECURITIES 2,861.00				P	08/24/2005	02/12/2009 -547.00
1,030.00		17. UNIBANCO-UNIAO DE BANCOS BRASILEIROS PROPERTY TYPE: SECURITIES 1,135.00				P	10/21/2008	02/12/2009 -105.00
1.00		.366 UNITED MICROELECTRONICS CORP SPONSO PROPERTY TYPE: SECURITIES 2.00				P	04/25/2006	11/24/2008 -1.00

**FORM 990-PF - PART IV
CAPITAL GAINS AND LOSSES FOR TAX ON INVESTMENT INCOME**

Kind of Property		Description				P or D	Date acquired	Date sold
Gross sale price less expenses of sale	Depreciation allowed/ allowable	Cost or other basis	FMV as of 12/31/69	Adj basis as of 12/31/69	Excess of FMV over adj basis		Gain or (loss)	
1,063.00		534.483				P	05/10/2006	11/24/2008
		UNITED MICROELECTRONICS CORP SPO PROPERTY TYPE: SECURITIES						
		2,723.00					-1,660.00	
859.00		432.024				P	12/15/2006	11/24/2008
		UNITED MICROELECTRONICS CORP SPO PROPERTY TYPE: SECURITIES						
		1,972.00					-1,113.00	
236.00		118.752				P	04/03/2007	11/24/2008
		UNITED MICROELECTRONICS CORP SPO PROPERTY TYPE: SECURITIES						
		528.00					-292.00	
758.00		381.375				P	11/14/2006	11/24/2008
		UNITED MICROELECTRONICS CORP SPO PROPERTY TYPE: SECURITIES						
		1,649.00					-891.00	
585.00		306.366				P	11/14/2006	02/12/2009
		UNITED MICROELECTRONICS CORP SPO PROPERTY TYPE: SECURITIES						
		1,325.00					-740.00	
1,303.00		682.				P	09/25/2008	02/12/2009
		UNITED MICROELECTRONICS CORP SPONSO PROPERTY TYPE: SECURITIES						
		1,518.00					-215.00	
905.00		473.634				P	09/11/2008	02/12/2009
		UNITED MICROELECTRONICS CORP SPO PROPERTY TYPE: SECURITIES						
		972.00					-67.00	
519.00		27.				P	08/08/2007	02/10/2009
		VODAFONE GROUP PLC SPONSORED ADR PROPERTY TYPE: SECURITIES						
		893.00					-374.00	
1,288.00		67.				P	08/24/2005	02/10/2009
		VODAFONE GROUP PLC SPONSORED ADR PROPERTY TYPE: SECURITIES						
		2,110.00					-822.00	
1,668.00		88.				P	08/24/2005	02/12/2009
		VODAFONE GROUP PLC SPONSORED ADR PROPERTY TYPE: SECURITIES						
		2,771.00					-1,103.00	
2,786.00		147.				P	01/23/2006	02/12/2009
		VODAFONE GROUP PLC SPONSORED ADR PROPERTY TYPE: SECURITIES						
		3,583.00					-797.00	

**FORM 990-PF - PART IV
CAPITAL GAINS AND LOSSES FOR TAX ON INVESTMENT INCOME**

Kind of Property		Description				P or D	Date acquired	Date sold	
Gross sale price less expenses of sale	Depreciation allowed/ allowable	Cost or other basis	FMV as of 12/31/69	Adj basis as of 12/31/69	Excess of FMV over adj basis		Gain or (loss)		
785.00		158. VOLVO AKTIEBOLAGET ADR B PROPERTY TYPE: SECURITIES 1,594.00				P	09/10/2008	02/12/2009 -809.00	
870.00		30. DEUTSCHE BK AG COM PROPERTY TYPE: SECURITIES 4,352.00				P	07/20/2007	02/12/2009 -3,482.00	
928.00		32. DEUTSCHE BK AG COM PROPERTY TYPE: SECURITIES 4,180.00				P	11/29/2007	02/12/2009 -3,252.00	
435.00		15. DEUTSCHE BK AG COM PROPERTY TYPE: SECURITIES 1,829.00				P	05/01/2008	02/12/2009 -1,394.00	
551.00		19. DEUTSCHE BK AG COM PROPERTY TYPE: SECURITIES 2,051.00				P	03/10/2008	02/12/2009 -1,500.00	
725.00		25. DEUTSCHE BK AG COM PROPERTY TYPE: SECURITIES 2,384.00				P	06/11/2008	02/12/2009 -1,659.00	
986.00		34. DEUTSCHE BK AG COM PROPERTY TYPE: SECURITIES 1,302.00				P	11/06/2008	02/12/2009 -316.00	
1,640.00		141. UBS AG COM PROPERTY TYPE: SECURITIES 1,749.00				P	01/14/2009	02/12/2009 -109.00	
TOTAL GAIN(LOSS)								----- -195,463. =====	

FORM 990PF, PART I - DIVIDENDS AND INTEREST FROM SECURITIES

DESCRIPTION	REVENUE AND EXPENSES PER BOOKS	NET INVESTMENT INCOME
AT&T INC	3,260.	3,260.
ABBOTT LABS NT	1,400.	1,400.
AMCOR LTD ADR	45.	45.
ARCELORMITTAL SA LUXEMBOURG NY REGISTRY	65.	65.
BAE SYSTEMS PLC	37.	37.
BP AMOCO PLC SPONSORED ADR	38.	38.
BANK NEW YORK MELLON CORP COM	1,245.	1,245.
BARCLAYS PLC ADR	331.	331.
BURLINGTON RESOURCES FIN CO DTD 2/12/200	5,010.	5,010.
CANON INC ADR	19.	19.
CHINA PETROLEUM & CHEMICAL CORP SPONSORE	26.	26.
COLUMBIA CONVERTIBLE SECURITIES FD CL Z	362.	362.
COLUMBIA MID CAP INDEX FUND CLASS Z SHAR	1,628.	1,628.
COLUMBIA SMALL CAP INDEX FUND CLASS Z SH	1,302.	1,302.
COLUMBIA GOVERNMENT RESERVES TRUST CLASS	2,731.	2,731.
COMPANHIA VALE DO RIO DOCE SPON ADR PFD	47.	47.
CREDIT SUISSE FIRST BOSTON USA INC NT	3,656.	3,656.
DOW CHEM CO NT	1,500.	1,500.
DU PONT E I DE NEMOURS & CO MTN	6,188.	6,188.
ENI S P A SPONSORED ADR	247.	247.
EMERSON ELECTRIC CO	1,980.	1,980.
FEDERAL HOME LN BKS CONS BD	7,188.	7,188.
FRANCE TELECOM SPONSORED ADR	123.	123.
GENERAL ELEC CAP CORP PUBLIC INCOME NT P	1,325.	1,325.
GLAXOSMITHKLINE PLC SPONSORED ADR	229.	229.
HSBC HLDGS PLC SPON ADR NEW	19.	19.
HALLIBURTON CO	540.	540.
HITACHI LTD ADR	14.	14.
HONDA MOTOR LTD AMERN SHS	50.	50.
HONEYWELL INTERNATIONAL INC	2,956.	2,956.
ISHARES MSCI AUSTRALIA INDEX FD	139.	139.
ISHARES INC MSCI CDA INDEX FD	232.	232.

FORM 990PF, PART I - DIVIDENDS AND INTEREST FROM SECURITIES
 =====

DESCRIPTION	REVENUE AND EXPENSES PER BOOKS	NET INVESTMENT INCOME
MICROSOFT CORP	1,040.	1,040.
MITSUBISHI CORP SPONSORED ADR	60.	60.
MITSUMI & CO LTD SPONSORED ADR	59.	59.
NATIONAL RURAL UTILS COOP FIN CORP COLL	1,094.	1,094.
NIPPON TEL & TEL CORP SPONSORED ADR	83.	83.
NISSAN MOTOR CO LTD ADR	150.	150.
LUKOIL OIL CO SPONSORED ADR	52.	52.
PEABODY ENERGY CORP COM	360.	360.
PETRO-CDA COM	49.	49.
POWERSHARES HIGH YIELD CORP BD PORTFOLIO	1,500.	1,500.
PROCTER & GAMBLE CO	4,200.	4,200.
PROCTER & GAMBLE PG BOND	6,875.	6,875.
ROYAL DUTCH SHELL PLC SPONSORED	273.	273.
SCHLUMBERGER LTD	840.	840.
SHARP CORP ADR	85.	85.
SOLVAY S A SPONSORED ADR	13.	13.
SONY CORP	26.	26.
SUMITOMO MITSUI FINANCIAL GROUP INC ADR	86.	86.
SUNCOR ENERGY INC NEW COM	183.	183.
SUNCOR ENERGY INC COM	249.	249.
TELEFONICA S A ADR	63.	63.
TOTAL FINA SA SPONSORED ADR	191.	191.
TOYOTA MOTOR CORP ADR	47.	47.
UNIBANCO-UNIAO DE BANCOS BRASILEIROS SA	14.	14.
UNITED STATES TREAS NT DTD 11/15/05 4.50	2,250.	2,250.
UNITED STATES TREAS NT DTD 05/01/06 4.87	2,438.	2,438.
VODAFONE GROUP PLC SPONSORED ADR	116.	116.
TOTAL	66,328.	66,328.

FORM 990PF, PART I - LEGAL FEES

DESCRIPTION	REVENUE AND EXPENSES PER BOOKS	NET INVESTMENT INCOME	ADJUSTED NET INCOME	CHARITABLE PURPOSES
LEGAL FEES	90.			90.
LEGAL FEES	60.			60.
TOTALS	150.	NONE	NONE	150.

FORM 990PF, PART I - ACCOUNTING FEES

=====

DESCRIPTION	REVENUE AND EXPENSES PER BOOKS	NET INVESTMENT INCOME	ADJUSTED NET INCOME	CHARITABLE PURPOSES
TAX PREPARATION FEE	800.			800.
TOTALS	800.	NONE	NONE	800.

=====

FORM 990PF, PART I - OTHER PROFESSIONAL FEES
=====

DESCRIPTION -----	REVENUE AND EXPENSES PER BOOKS -----	NET INVESTMENT INCOME -----
INVESTMENT ASSET MGMT FEES	3,874.	3,874.
TOTALS	3,874.	3,874.

FORM 990PF, PART I - TAXES

=====

DESCRIPTION	REVENUE AND EXPENSES PER BOOKS	NET INVESTMENT INCOME
-----	-----	-----
FOREIGN TAXES	7.	7.
EXCISE TAX - PRIOR YEAR	956.	
FEDERAL ESTIMATES - INCOME	2,920.	
FOREIGN TAXES ON QUALIFIED FOR	45.	45.
	-----	-----
TOTALS	3,928.	52.
	=====	=====

FORM 990PF, PART I - OTHER EXPENSES

=====

DESCRIPTION	REVENUE AND EXPENSES PER BOOKS	NET INVESTMENT INCOME	CHARITABLE PURPOSES
OTHER INVESTMENT FEE	94.	94.	
STATE FILING FEE	35.		35.
ADVISORY FEE - INVESTMENT	1,219.	1,219.	
TOTALS	1,348.	1,313.	35.

REVENUE AND EXPENSES PER BOOKS -----

NET INVESTMENT INCOME -----

CHARITABLE PURPOSES -----

91-1697666

PAUL M ANDERSON FOUNDATION

FORM 990PF, PART II - U.S. AND STATE OBLIGATIONS
=====

DESCRIPTION

SEE ATTACHED

TOTALS

91-1697666

PAUL M ANDERSON FOUNDATION

FORM 990PF, PART II - CORPORATE STOCK
=====

DESCRIPTION

SEE ATTACHED

TOTALS



S U M M A R Y O F A C C O U N T A S S E T S

AS OF 09/30/09

ACCOUNT
73-01-100-0899989

PAUL M ANDERSON FDN - COMBINED

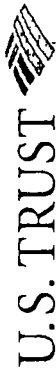
	FEDERAL TAX COST	MARKET VALUE	% OF ACCOUNT	ESTIMATED ANNUAL INCOME	CURRENT YIELD	UNREALIZED GAIN/LOSS
CASH AND CASH EQUIVALENTS						
MONEY MARKET FUNDS	323,457.02	323,457.02	14.564	0.00	0.000	0.00
FIXED INCOME						
GOVERNMENT AND AGENCY	227,010.79	244,391.00	11.004	11,875.00	4.859	17,380.21
CORPORATE BONDS	487,102.75	500,982.00	22.557	23,785.00	4.748	13,879.25
PREFERRED STOCK	20,408.00	19,912.00	0.897	1,324.80	6.653	-496.00
OTHER FIXED INCOME	50,250.00	53,190.00	2.395	4,545.00	8.545	2,940.00
TOTAL FIXED INCOME	784,771.54	818,475.00	36.853	41,529.80	5.074	33,703.46
EQUITIES						
CONSUMER STAPLES	131,494.00	144,800.00	6.520	4,400.00	3.039	13,306.00
ENERGY	328,670.48	243,840.00	10.979	2,592.00	1.063	-84,830.48
FINANCIALS	71,425.70	54,675.14	2.462	678.96	1.242	-16,750.56
HEALTH CARE	67,717.00	53,450.00	2.407	0.00	0.000	-14,267.00
INDUSTRIALS	139,840.37	152,995.00	6.889	5,005.00	3.271	13,154.63
INFORMATION TECHNOLOGY	44,540.00	51,440.00	2.316	1,040.00	2.022	6,900.00
TELECOMMUNICATION SERVICES	69,895.00	54,020.00	2.432	3,280.00	6.072	-15,875.00
MUTUAL FUNDS-EQUITY	265,000.00	204,743.72	9.219	4,180.16	2.042	-60,256.28
OTHER EQUITIES	100,357.00	119,048.00	5.360	464.50	0.390	18,691.00
TOTAL EQUITIES	1,218,939.55	1,079,011.86	48.583	21,640.62	2.006	-139,927.69
ACCOUNT TOTAL	2,327,168.11	2,220,943.88	100.000	63,170.42	2.844	-106,224.23

L I S T O F A C C O U N T A S S E T S

AS OF 09/30/09

ACCOUNT
73-01-100-0899989
PAUL M ANDERSON FDN - COMBINED

UNITS	ASSET DESCRIPTION	S & P MOODY'S	FEDERAL TAX COST	MARKET VALUE UNIT PRICE	% OF ACCOUNT	ESTIMATED ANNUAL INCOME	CURRENT YIELD	UNREALIZED GAIN/LOSS
CASH AND CASH EQUIVALENTS								
MONEY MARKET FUNDS								
304,367.010	COLUMBIA GOVERNMENT RESERVES TRUST CLASS CUSIP NO: 19765K712 ACCOUNT 73-01-100-0881995		304,367.01	304,367.01	13.704	0.00	0.000	0.00
19,090.010	COLUMBIA GOVERNMENT RESERVES TRUST CLASS CUSIP NO: 19765K712 ACCOUNT 73-01-100-4044120		19,090.01	19,090.01	0.860	0.00	0.000	0.00
	TOTAL MONEY MARKET FUNDS		<u>323,457.02</u>	<u>323,457.02</u>	<u>14.564</u>	<u>0.00</u>	<u>0.000</u>	<u>0.00</u>
	TOTAL CASH AND CASH EQUIVALENTS		<u>323,457.02</u>	<u>323,457.02</u>	<u>14.564</u>	<u>0.00</u>	<u>0.000</u>	<u>0.00</u>
FIXED INCOME								
GOVERNMENT AND AGENCY								
50,000.000	UNITED STATES TREAS NT DTD 11/15/05 4.500% DUE 11/15/10 CUSIP NO: 912828EM8 ACCOUNT 73-01-100-0881995	AAA AAA	49,136.72	52,248.00 104.496	2.353	2,250.00	4.306	3,111.28
50,000.000	UNITED STATES TREAS NT DTD 05/01/06 4.875% DUE 04/30/11 CUSIP NO: 912828FD7 ACCOUNT 73-01-100-0881995	AAA AAA	49,835.94	53,275.50 106.551	2.399	2,437.50	4.575	3,439.56
125,000.000	FEDERAL HOME LN BKS CONS BD 312 DTD 05/20/02 5.750% DUE 05/15/12 CUSIP NO: 3133MNVV0 ACCOUNT 73-01-100-0881995	AAA AAA	128,038.13	138,867.50 111.094	6.253	7,187.50	5.176	10,829.37



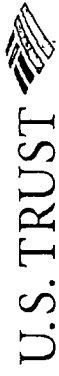
Bank of America Private Wealth Management

L I S T O F A C C O U N T A S S E T S

AS OF 09/30/09

ACCOUNT 73-01-100-0899989
PAUL M ANDERSON FDN - COMBINED

UNITS	ASSET DESCRIPTION	S & P MOODY'S	FEDERAL TAX COST	MARKET VALUE UNIT PRICE	% OF ACCOUNT	ESTIMATED ANNUAL INCOME	CURRENT YIELD	UNREALIZED GAIN/LOSS
	TOTAL GOVERNMENT AND AGENCY		227,010.79	244,391.00	11.005	11,875.00	4.859	17,380.21
	CORPORATE BONDS							
75,000.000	CREDIT SUISSE FIRST BOSTON USA INC NT DTD 08/17/05 4.875% DUE 08/15/10 CUSIP NO: 22541LBH5 ACCOUNT 73-01-100-0881995	A+ AA1	74,177.25	77,154.00 102.872	3.474	3,656.25	4.739	2,976.75
25,000.000	NATIONAL RURAL UTILS COOP FIN CORP COLL TR BD DTD 09/30/03 4.375% DUE 10/01/10 CUSIP NO: 637432DAO ACCOUNT 73-01-100-0881995	A+ A1	24,427.00	25,818.25 103.273	1.162	1,093.75	4.236	1,391.25
75,000.000	BURLINGTON RESOURCES FIN CO DTD 2/12/2001 6.68% DUE 2/15/2011 CUSIP NO: 12201PAA4 ACCOUNT 73-01-100-0881995	A A2	79,131.00	80,179.50 106.906	3.610	5,010.00	6.248	1,048.50
50,000.000	CISCO SYS INC NT DTD 02/22/06 5.250% DUE 02/22/11 CUSIP NO: 17275RAB8 ACCOUNT 73-01-100-0881995	A+ A1	52,924.00	52,702.00 105.404	2.373	2,625.00	4.981	-222.00
25,000.000	ABBOTT LABS NT DTD 05/12/06 5.600% DUE 05/15/11 CUSIP NO: 002824AS9 ACCOUNT 73-01-100-0881995	AA A1	25,529.25	26,751.00 107.004	1.204	1,400.00	5.233	1,221.75
25,000.000	DOW CHEM CO NT DTD 08/29/02 6.000% DUE 10/01/12 CUSIP NO: 260543BR3 ACCOUNT 73-01-100-0881995	BBB- BAA3	25,939.75	26,626.25 106.505	1.199	1,500.00	5.634	686.50



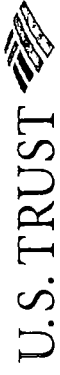
Bank of America Private Wealth Management

L I S T O F A C C O U N T A S S E T S

AS OF 09/30/09

ACCOUNT 73-01-100-0899989 PAUL M ANDERSON FDN - COMBINED

UNITS	ASSET DESCRIPTION	S & P MOODY'S	FEDERAL TAX COST	MARKET VALUE UNIT PRICE	% OF ACCOUNT	ESTIMATED ANNUAL INCOME	CURRENT YIELD	UNREALIZED GAIN/LOSS
50,000.000	BOTTLING GROUP LLC SR NT DTD 05/15/03 4.625% DUE 11/15/12 CUSIP NO: 10138MAB1 ACCOUNT 73-01-100-0881995	A+ AA2	53,813.50	53,918.00 107.836	2.428	2,312.50	4.289	104.50
150,000.000	DU PONT E I DE NEMOURS & CO MTN DTD 03/06/03 4.125% DUE 03/06/13 CUSIP NO: 26353LJB8 ACCOUNT 73-01-100-0881995	A A2	151,161.00	157,833.00 105.222	7.107	6,187.50	3.920	6,672.00
	TOTAL CORPORATE BONDS		<u>487,102.75</u>	<u>500,982.00</u>	<u>22.557</u>	<u>23,785.00</u>	<u>4.748</u>	<u>13,879.25</u>
	PREFERRED STOCK							
800.000	GENERAL ELEC CAP CORP PUBLIC INCOME NT PINES PFD 6.625% CUSIP NO: 369622527 ACCOUNT 73-01-100-0881995	AA+ AAA	20,408.00	19,912.00 24.890	0.897	1,324.80	6.653	-496.00
	TOTAL PREFERRED STOCK		<u>20,408.00</u>	<u>19,912.00</u>	<u>0.897</u>	<u>1,324.80</u>	<u>6.653</u>	<u>-496.00</u>
	OTHER FIXED INCOME							
3,000.000	POWERSHARES HIGH YIELD CORP BD PORTFOLIO CUSIP NO: 73936T557 ACCOUNT 73-01-100-4044120		50,250.00	53,190.00 17.730	2.395	4,545.00	8.545	2,940.00
	TOTAL OTHER FIXED INCOME		<u>50,250.00</u>	<u>53,190.00</u>	<u>2.395</u>	<u>4,545.00</u>	<u>8.545</u>	<u>2,940.00</u>
	TOTAL FIXED INCOME		<u>784,771.54</u>	<u>818,475.00</u>	<u>36.854</u>	<u>41,529.80</u>	<u>5.074</u>	<u>33,703.46</u>
	EQUITIES							



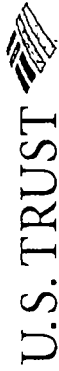
Bank of America Private Wealth Management

L I S T O F A C C O U N T A S S E T S

AS OF 09/30/09

ACCOUNT 73-01-100-0899989
PAUL M ANDERSON FDN - COMBINED

UNITS	ASSET DESCRIPTION	S & P MOODY'S	FEDERAL TAX COST	MARKET VALUE UNIT PRICE	% OF ACCOUNT	ESTIMATED ANNUAL INCOME	CURRENT YIELD	UNREALIZED GAIN/LOSS
CONSUMER STAPLES								
2,500.000	PROCTER & GAMBLE CO CUSIP NO: 742718109 ACCOUNT 73-01-100-4044120	A+	131,494.00	144,800.00 57.920	6.520	4,400.00	3.039	13,306.00
	TOTAL CONSUMER STAPLES		<u>131,494.00</u>	<u>144,800.00</u>	<u>6.520</u>	<u>4,400.00</u>	<u>3.039</u>	<u>13,306.00</u>
ENERGY								
1,500.000	HALLIBURTON CO CUSIP NO: 406216101 ACCOUNT 73-01-100-4044120	B	79,085.25	40,680.00 27.120	1.832	540.00	1.327	-38,405.25
2,000.000	PEABODY ENERGY CORP CUSIP NO: 704549104 ACCOUNT 73-01-100-4044120	N RKD	70,200.03	74,440.00 37.220	3.352	480.00	0.645	4,239.97
1,000.000	SCHLUMBERGER LTD NETHERLANDS ANTILLES CUSIP NO: 806857108 ACCOUNT 73-01-100-4044120	N RKD	107,628.00	59,600.00 59.600	2.684	840.00	1.409	-48,028.00
2,000.000	SUNCOR ENERGY INC NEW COM CANADA CUSIP NO: 867224107 ACCOUNT 73-01-100-4044120	A+	71,757.20	69,120.00 34.560	3.112	732.00	1.059	-2,637.20
	TOTAL ENERGY		<u>328,670.48</u>	<u>243,840.00</u>	<u>10.980</u>	<u>2,592.00</u>	<u>1.063</u>	<u>-84,830.48</u>
FINANCIALS								
1,886.000	BANK NEW YORK MELLON CORP CUSIP NO: 064058100 ACCOUNT 73-01-100-4044120	B+	71,425.70	54,675.14 28.990	2.462	678.96	1.242	-16,750.56



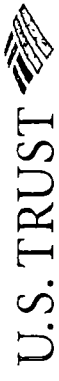
Bank of America Private Wealth Management

L I S T O F A C C O U N T A S S E T S

AS OF 09/30/09

ACCOUNT 73-01-100-0899989
PAUL M ANDERSON FDN - COMBINED

UNITS	ASSET DESCRIPTION	S & P MOODY'S	FEDERAL TAX COST	MARKET VALUE UNIT PRICE	% OF ACCOUNT	ESTIMATED ANNUAL INCOME	CURRENT YIELD	UNREALIZED GAIN/LOSS
TOTAL FINANCIALS			<u>71,425.70</u>	<u>54,675.14</u>	<u>2.462</u>	<u>678.96</u>	<u>1.242</u>	<u>-16,750.56</u>
HEALTH CARE								
1,000.000	ZIMMER HLDGS INC CUSIP NO: 98956P102 ACCOUNT 73-01-100-4044120	N RKD	67,717.00	53,450.00 53.450	2.407	0.00	0.000	-14,267.00
TOTAL HEALTH CARE			<u>67,717.00</u>	<u>53,450.00</u>	<u>2.407</u>	<u>0.00</u>	<u>0.000</u>	<u>-14,267.00</u>
INDUSTRIALS								
1,500.000	EMERSON ELEC CO CUSIP NO: 291011104 ACCOUNT 73-01-100-4044120	A	45,684.37	60,120.00 40.080	2.707	1,980.00	3.293	14,435.63
2,500.000	HONEYWELL INTL INC CUSIP NO: 438516106 ACCOUNT 73-01-100-4044120	B+	94,156.00	92,875.00 37.150	4.182	3,025.00	3.257	-1,281.00
TOTAL INDUSTRIALS			<u>139,840.37</u>	<u>152,995.00</u>	<u>6.889</u>	<u>5,005.00</u>	<u>3.271</u>	<u>13,154.63</u>
INFORMATION TECHNOLOGY								
2,000.000	MICROSOFT CORP CUSIP NO: 594918104 ACCOUNT 73-01-100-4044120	B+	44,540.00	51,440.00 25.720	2.316	1,040.00	2.022	6,900.00
TOTAL INFORMATION TECHNOLOGY			<u>44,540.00</u>	<u>51,440.00</u>	<u>2.316</u>	<u>1,040.00</u>	<u>2.022</u>	<u>6,900.00</u>
TELECOMMUNICATION SERVICES								
2,000.000	AT&T INC CUSIP NO: 00206R102 ACCOUNT 73-01-100-4044120	B+	69,895.00	54,020.00 27.010	2.432	3,280.00	6.072	-15,875.00



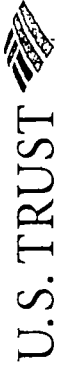
Bank of America Private Wealth Management

L I S T O F A C C O U N T A S S E T S

AS OF 09/30/09

ACCOUNT 73-01-100-0899989 PAUL M ANDERSON FDN - COMBINED

UNITS	ASSET DESCRIPTION	S & P MOODY'S	FEDERAL TAX COST	MARKET VALUE UNIT PRICE	% OF ACCOUNT	ESTIMATED ANNUAL INCOME	CURRENT YIELD	UNREALIZED GAIN/LOSS
	TOTAL TELECOMMUNICATION SERVICES		69,895.00	54,020.00	2.432	3,280.00	6.072	-15,875.00
	MUTUAL FUNDS-EQUITY							
4,226.543	COLUMBIA CONVERTIBLE SECURITIES FUND CLASS Z SHARES CUSIP NO: 19765H727 SEC YIELD: 1.890% ACCOUNT 73-01-100-0881995		50,000.00	52,831.79 12.500	2.379	1,445.48	2.736	2,831.79
10,214.090	COLUMBIA MID CAP INDEX FUND CLASS Z SHARES CUSIP NO: 19765J608 ACCOUNT 73-01-100-0881995		120,000.00	90,496.84 8.860	4.075	1,736.40	1.919	-29,503.16
4,600.381	COLUMBIA SMALL CAP INDEX FUND CLASS Z SHARES CUSIP NO: 19765J814 ACCOUNT 73-01-100-0881995		95,000.00	61,415.09 13.350	2.765	998.28	1.625	-33,584.91
	TOTAL MUTUAL FUNDS-EQUITY		265,000.00	204,743.72	9.219	4,180.16	2.042	-60,256.26
	OTHER EQUITIES							
2,900.000	ISHARES INC MSCI AUSTRALIA INDEX FUND CUSIP NO: 464286103 ACCOUNT 73-01-100-4044120	N RKD	50,692.00	65,540.00 22.600	2.951	275.50	0.420	14,848.00
2,100.000	ISHARES INC MSCI CDA INDEX FUND CUSIP NO: 464286509 ACCOUNT 73-01-100-4044120		49,665.00	53,508.00 25.480	2.409	189.00	0.353	3,843.00
	TOTAL OTHER EQUITIES		100,357.00	119,048.00	5.360	464.50	0.390	18,691.00



Bank of America Private Wealth Management

L I S T O F A C C O U N T A S S E T S

AS OF 09/30/09

ACCOUNT
73-01-100-0899989

PAUL M ANDERSON FDN - COMBINED

UNITS	ASSET DESCRIPTION	S & P MOODY'S	FEDERAL TAX COST	MARKET VALUE UNIT PRICE	% OF ACCOUNT	ESTIMATED ANNUAL INCOME	CURRENT YIELD	UNREALIZED GAIN/LOSS
	TOTAL EQUITIES		<u>1,218,939.55</u>	<u>1,079,011.86</u>	<u>48.585</u>	<u>21,640.62</u>	<u>2.006</u>	<u>-139,927.69</u>
	TOTAL INVESTMENTS		<u>2,327,168.11</u>	<u>2,220,943.88</u>	<u>100.000</u>	<u>63,170.42</u>	<u>2.844</u>	<u>-106,224.23</u>

FORM 990PF, PART III - OTHER INCREASES IN NET WORTH OR FUND BALANCES
=====

DESCRIPTION -----	AMOUNT -----
NON TAXABLE DIVIDENDS	120.

TOTAL	120.
	=====

FORM 990PF, PART III - OTHER DECREASES IN NET WORTH OR FUND BALANCES
=====

DESCRIPTION -----	AMOUNT -----
2008 COST BASIS ADJ	478.
ROUNDING	11.
NONDEDUCTIBLE TRUST EXPENSE	2.
ACCRUED INTEREST PAID- CARRYOVER	725.

TOTAL	1,216.
	=====

STATE(S) WHERE THE FOUNDATION IS REGISTERED
=====

WA

FORM 990PF, PART VIII - LIST OF OFFICERS, DIRECTORS, AND TRUSTEES

=====

OFFICER NAME:
 JOHN PRIVAT
 ADDRESS:
 PO BOX 3977
 SEATTLE, WA 98124-9778
 TITLE:
 PRESIDENT
 AVERAGE HOURS PER WEEK DEVOTED TO POSITION: 10

OFFICER NAME:
 PRISCILLA PRIVAT
 ADDRESS:
 PO BOX 3977
 SEATTLE, WA 98124-9778
 TITLE:
 VICE-PRESIDENT
 AVERAGE HOURS PER WEEK DEVOTED TO POSITION: 10

OFFICER NAME:
 JAMES PRIVAT
 ADDRESS:
 PO BOX 3977
 SEATTLE, WA 98004
 TITLE:
 SECRETARY
 AVERAGE HOURS PER WEEK DEVOTED TO POSITION: 10

PAUL M ANDERSON FOUNDATION
FORM 990PF, PART XV - LINES 2a - 2d
=====

91-1697666

RECIPIENT NAME:

CINDY KEYSER, BANK OF AMERICA, NA

ADDRESS:

PO BOX 3977

SEATTLE, WA 98124-9778

RECIPIENT'S PHONE NUMBER: 206-358-3079

SUBMISSION DEADLINES:

NONE

RESTRICTIONS OR LIMITATIONS ON AWARDS:

FINANCIAL SUPPORT TO 501(C)(3) ORGANIZATIONS WITH EMPHASIS ON
THOSE INVOLVED IN PROTECTING THE ENVIRONMENT, OR INVOLVED
IN HEALTH-CARE, MEDICAL FIELDS & MEDICAL RESEARCH.

STATEMENT 14

RECIPIENT NAME:
YOUTH EASTSIDE SERVICES
MATT BAER, DIR FUND DEV
ADDRESS:
999 164TH AVE NE
BELLEVUE, WA 98008
RELATIONSHIP:
NONE
PURPOSE OF GRANT:
GRANT - UNRESTRICTED
FOUNDATION STATUS OF RECIPIENT:
EXEMPT
AMOUNT OF GRANT PAID 6,000.

RECIPIENT NAME:
ROCKY MOUNTAIN INSTITUTE
ADDRESS:
1739 SNOWMASS CREEK RD
SNOWMASS, CO 81654
RELATIONSHIP:
NONE
PURPOSE OF GRANT:
GRANT - UNRESTRICTED
FOUNDATION STATUS OF RECIPIENT:
EXEMPT
AMOUNT OF GRANT PAID 3,000.

RECIPIENT NAME:
DOMESTIC ABUSE VIOLENCE NETWORK
LAEL ROFF, INTERIM DEV DIR
ADDRESS:
PO BOX 88007
TUKWILA, WA 98138
RELATIONSHIP:
NONE
PURPOSE OF GRANT:
GRANT - CHILDREN'S PROGRAMS
FOUNDATION STATUS OF RECIPIENT:
EXEMPT
AMOUNT OF GRANT PAID 9,000.

RECIPIENT NAME:
NORTHWEST KIDNEY CENTER
JOYCE JACKSON, PRES
ADDRESS:
700 BROADWAY
SEATTLE, WA 98122
RELATIONSHIP:
NONE
PURPOSE OF GRANT:
GRANT- EDUCATION DEPT
FOUNDATION STATUS OF RECIPIENT:
EXEMPT
AMOUNT OF GRANT PAID 12,000.

RECIPIENT NAME:
SIBLING HOUSE
MICHAEL GASKILL, EXEC DIR
ADDRESS:
10454 NE 112TH ST
KIRKLAND, WA 98033
RELATIONSHIP:
NONE
PURPOSE OF GRANT:
GRANT-UNRESTRICTED
FOUNDATION STATUS OF RECIPIENT:
EXEMPT
AMOUNT OF GRANT PAID 14,000.

RECIPIENT NAME:
PEOPLE FOR PUGET SOUND
KATHY FLETCHER, EXEC DIR
ADDRESS:
911 WESTERN AVE, STE 560
SEATTLE, WA 98104
RELATIONSHIP:
NONE
PURPOSE OF GRANT:
GRANT-UNRESTRICTED
FOUNDATION STATUS OF RECIPIENT:
EXEMPT
AMOUNT OF GRANT PAID 10,000.

RECIPIENT NAME:
BELLEVUE ART MUSEUM
MARK CRAWFORD, EXEC DIR
ADDRESS:
510 BELLEVUE WAY NE
BELLEVUE, WA 98004
RELATIONSHIP:
NONE
PURPOSE OF GRANT:
GRANT- MUSEUM ENDOWMENT FUND
FOUNDATION STATUS OF RECIPIENT:
EXEMPT
AMOUNT OF GRANT PAID 2,000.

RECIPIENT NAME:
EASTGATE ELEMENTARY PTA
ATTN: JOANNE DEPINA
ADDRESS:
4255 153RD AVENUE SE
BELLEVUE, WA 98006
RELATIONSHIP:
NONE
PURPOSE OF GRANT:
GRANT - VIPP PROGRAM
FOUNDATION STATUS OF RECIPIENT:
EXEMPT
AMOUNT OF GRANT PAID 11,000.

RECIPIENT NAME:
HERITAGE COLLEGE
MICHAEL MOORE, VP ADVANCEMENT
ADDRESS:
3240 FORT ROAD
TOPPENISH, WA 98948
RELATIONSHIP:
NONE
PURPOSE OF GRANT:
GRANT- PAUL M. ANDERSON ENDOWED SCHOLAR
FOUNDATION STATUS OF RECIPIENT:
EXEMPT
AMOUNT OF GRANT PAID 9,000.

RECIPIENT NAME:
HOUSING HOPE
ATTN: EDWIN PETERSEN
ADDRESS:
5830 EVERGREEN WAY
EVERETT, WA 98203-3748
RELATIONSHIP:
NONE
PURPOSE OF GRANT:
GRANT-TRANSITIONAL SELF HELP HOUSING FOR
FOUNDATION STATUS OF RECIPIENT:
EXEMPT
AMOUNT OF GRANT PAID 2,000.

RECIPIENT NAME:
WHITMAN COLLEGE
LYNN LUNDEN, DEV OFFICER
ADDRESS:
345 BOYER AVE.
WALLA WALLA, WA 99362
RELATIONSHIP:
NONE
PURPOSE OF GRANT:
GRANT- CENTER FOR COMMUNITY SERV. ENDOWMENT
FOUNDATION STATUS OF RECIPIENT:
EXEMPT
AMOUNT OF GRANT PAID 7,000.

RECIPIENT NAME:
BELLEVUE SCHOOLS FOUNDATION
SHERRY LADD, EXEC DIR
ADDRESS:
PO BOX 40644
BELLEVUE, WA 98005-4644
RELATIONSHIP:
NONE
PURPOSE OF GRANT:
GRANT - TEACHER CERTIFICATION
FOUNDATION STATUS OF RECIPIENT:
EXEMPT
AMOUNT OF GRANT PAID 12,000.

RECIPIENT NAME:
EASTSIDE ACADEMY
TONI ESPARZA, EXEC DIR
ADDRESS:
1717 BELLEVUE WAY NE
BELLEVUE, WA 98004
RELATIONSHIP:
NONE
PURPOSE OF GRANT:
GRANT - UNRESTRICTED
FOUNDATION STATUS OF RECIPIENT:
EXEMPT
AMOUNT OF GRANT PAID 7,000.

RECIPIENT NAME:
NATURE CONSERVANCY OF WASHINGTON
ATTN: ROBIN STANTON
ADDRESS:
1917 FIRST AVENUE
SEATTLE, WA 98101
RELATIONSHIP:
NONE
PURPOSE OF GRANT:
GRANT-WILLIPA BAY ACQUISITION
FOUNDATION STATUS OF RECIPIENT:
EXEMPT
AMOUNT OF GRANT PAID 8,000.

RECIPIENT NAME:
NORTHWEST HARVEST
SHELLEY ROTONDO, EXEC DIR
ADDRESS:
P.O. BOX 12272
SEATTLE, WA 98102
RELATIONSHIP:
NONE
PURPOSE OF GRANT:
ENDOWMENT & CURRENT NEEDS
FOUNDATION STATUS OF RECIPIENT:
EXEMPT
AMOUNT OF GRANT PAID 13,000.

TOTAL GRANTS PAID: 125,000.
=====