



See a Social Security Number? Say Something!  
Report Privacy Problems to <https://public.resource.org/privacy>  
Or call the IRS Identity Theft Hotline at 1-800-908-4490



**Return of Private Foundation**  
**or Section 4947(a)(1) Nonexempt Charitable Trust**  
**Treated as a Private Foundation**

**2008**

Department of the Treasury  
Internal Revenue Service

**Note.** The foundation may be able to use a copy of this return to satisfy state reporting requirements.

For calendar year **2008**, or tax year beginning **OCT 1, 2008**, and ending **SEP 30, 2009**

**G** Check all that apply:  Initial return  Final return  Amended return  Address change  Name change

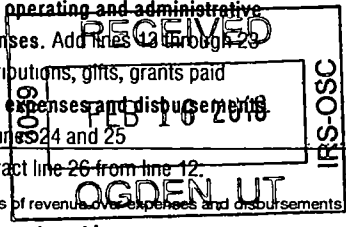
Use the IRS label. Otherwise, print or type. See Specific Instructions	Name of foundation <b>JEROME ROBBINS FOUNDATION</b> Number and street (or P O box number if mail is not delivered to street address) Room/suite <b>708 THIRD AVENUE, 21ST FLOOR</b> City or town, state, and ZIP code <b>NEW YORK, NY 10017</b>	A Employer identification number <b>13-6021425</b> B Telephone number <b>(212) 367-8956</b>
H Check type of organization: <input checked="" type="checkbox"/> Section 501(c)(3) exempt private foundation <input type="checkbox"/> Section 4947(a)(1) nonexempt charitable trust <input type="checkbox"/> Other taxable private foundation	C If exemption application is pending, check here <input type="checkbox"/> D 1. Foreign organizations, check here <input type="checkbox"/> 2. Foreign organizations meeting the 85% test, check here and attach computation <input type="checkbox"/> E If private foundation status was terminated under section 507(b)(1)(A), check here <input type="checkbox"/> F If the foundation is in a 60-month termination under section 507(b)(1)(B), check here <input type="checkbox"/>	
I Fair market value of all assets at end of year (from Part II, col. (c), line 16) ▶ \$ <b>21,030,774.</b>	J Accounting method: <input checked="" type="checkbox"/> Cash <input type="checkbox"/> Accrual <input type="checkbox"/> Other (specify) _____ (Part I, column (d) must be on cash basis.)	

Part I Analysis of Revenue and Expenses <small>(The total of amounts in columns (b), (c), and (d) may not necessarily equal the amounts in column (a))</small>	(a) Revenue and expenses per books	(b) Net investment income	(c) Adjusted net income	(d) Disbursements for charitable purposes (cash basis only)
1 Contributions, gifts, grants, etc., received			N/A	
2 Check <input checked="" type="checkbox"/> if the foundation is not required to attach Sch B				
3 Interest on savings and temporary cash investments	323,386.	323,386.		STATEMENT 2
4 Dividends and interest from securities	68,678.	68,678.		STATEMENT 3
5a Gross rents				
b Net rental income or (loss)				
6a Net gain or (loss) from sale of assets not on line 10	<343,233.>			STATEMENT 1
b Gross sales price for all assets on line 6a	4,763,990.			
7 Capital gain net income (from Part IV, line 2)		0.		
8 Net short-term capital gain				
9 Income modifications				
10a Gross sales less returns and allowances				
b Less Cost of goods sold				
c Gross profit or (loss)				
11 Other income	2,394,585.	2,394,585.		STATEMENT 4
12 <b>Total.</b> Add lines 1 through 11	2,443,416.	2,786,649.		
13 Compensation of officers, directors, trustees, etc	241,324.	96,529.		144,795.
14 Other employee salaries and wages				
15 Pension plans, employee benefits				
16a Legal fees <b>STMT 5</b>	740.	0.		740.
b Accounting fees <b>STMT 6</b>	8,525.	0.		8,525.
c Other professional fees <b>STMT 7</b>	77,762.	77,762.		0.
17 Interest				
18 Taxes <b>STMT 8</b>	19,733.	0.		0.
19 Depreciation and depletion				
20 Occupancy				
21 Travel, conferences, and meetings				
22 Printing and publications				
23 Other expenses <b>STMT 9</b>	350,964.	305,097.		43,636.
24 <b>Total operating and administrative expenses.</b> Add lines 12 through 23	699,048.	479,388.		197,696.
25 Contributions, gifts, grants paid	2,440,938.			2,440,938.
26 <b>Total expenses and disbursements.</b> Add lines 24 and 25	3,139,986.	479,388.		2,638,634.
27 Subtract line 26 from line 12	<696,570.>			
a Excess of revenue over expenses and disbursements				
b <b>Net investment income</b> (if negative, enter -0-)		2,307,261.		
c <b>Adjusted net income</b> (if negative, enter -0-)			N/A	

LHA For Privacy Act and Paperwork Reduction Act Notice, see the instructions.

Form **990-PF** (2008)

SCANNED MAR 04 2012



5

Part II Balance Sheets		Attached schedules and amounts in the description column should be for end-of-year amounts only		Beginning of year	End of year		
		(a) Book Value	(b) Book Value	(c) Fair Market Value			
Assets	1	Cash - non-interest-bearing		67.	63.	63.	
	2	Savings and temporary cash investments		2,665,418.	3,341,007.	3,341,007.	
	3	Accounts receivable ▶					
		Less: allowance for doubtful accounts ▶					
	4	Pledges receivable ▶					
		Less: allowance for doubtful accounts ▶					
	5	Grants receivable					
	6	Receivables due from officers, directors, trustees, and other disqualified persons					
	7	Other notes and loans receivable ▶	50,000.				
		Less: allowance for doubtful accounts ▶			50,000.	50,000.	
	8	Inventories for sale or use					
	9	Prepaid expenses and deferred charges					
	10a	Investments - U.S. and state government obligations STMT 10			7,111,602.	5,799,630.	5,845,317.
	b	Investments - corporate stock STMT 11			0.	2,007,085.	1,634,680.
	c	Investments - corporate bonds STMT 12			4,286,671.	2,514,798.	2,408,957.
11	Investments - land, buildings, and equipment basis ▶						
	Less accumulated depreciation ▶						
12	Investments - mortgage loans						
13	Investments - other STMT 13			5,322,168.	5,211,194.	6,886,491.	
14	Land, buildings, and equipment: basis ▶						
	Less accumulated depreciation ▶						
15	Other assets (describe ▶ STATEMENT 14)			738,812.	504,391.	864,259.	
16	<b>Total assets (to be completed by all filers)</b>			<b>20,124,738.</b>	<b>19,428,168.</b>	<b>21,030,774.</b>	
Liabilities	17	Accounts payable and accrued expenses					
	18	Grants payable					
	19	Deferred revenue					
	20	Loans from officers, directors, trustees, and other disqualified persons					
	21	Mortgages and other notes payable					
	22	Other liabilities (describe ▶)					
23	<b>Total liabilities (add lines 17 through 22)</b>			<b>0.</b>	<b>0.</b>		
Net Assets or Fund Balances	Foundations that follow SFAS 117, check here ▶ <input type="checkbox"/>						
	and complete lines 24 through 26 and lines 30 and 31.						
	24	Unrestricted					
	25	Temporarily restricted					
	26	Permanently restricted					
	Foundations that do not follow SFAS 117, check here ▶ <input checked="" type="checkbox"/>						
	and complete lines 27 through 31.						
27	Capital stock, trust principal, or current funds			1,168,936.	1,168,936.		
28	Paid-in or capital surplus, or land, bldg., and equipment fund			0.	0.		
29	Retained earnings, accumulated income, endowment, or other funds			18,955,802.	18,259,232.		
30	<b>Total net assets or fund balances</b>			<b>20,124,738.</b>	<b>19,428,168.</b>		
31	<b>Total liabilities and net assets/fund balances</b>			<b>20,124,738.</b>	<b>19,428,168.</b>		

**Part III Analysis of Changes in Net Assets or Fund Balances**

1	Total net assets or fund balances at beginning of year - Part II, column (a), line 30 (must agree with end-of-year figure reported on prior year's return)	1	20,124,738.
2	Enter amount from Part I, line 27a	2	<696,570.>
3	Other increases not included in line 2 (itemize) ▶	3	0.
4	Add lines 1, 2, and 3	4	19,428,168.
5	Decreases not included in line 2 (itemize) ▶	5	0.
6	Total net assets or fund balances at end of year (line 4 minus line 5) - Part II, column (b), line 30	6	19,428,168.

**Part IV Capital Gains and Losses for Tax on Investment Income**

(a) List and describe the kind(s) of property sold (e.g., real estate, 2-story brick warehouse; or common stock, 200 shs. MLC Co.)	(b) How acquired P - Purchase D - Donation	(c) Date acquired (mo., day, yr.)	(d) Date sold (mo., day, yr.)
1a			
b <b>SEE ATTACHED STATEMENT</b>			
c			
d			
e			

(e) Gross sales price	(f) Depreciation allowed (or allowable)	(g) Cost or other basis plus expense of sale	(h) Gain or (loss) (e) plus (f) minus (g)
a			
b			
c			
d			
e <b>4,763,990.</b>		<b>5,107,223.</b>	<b>&lt;343,233.&gt;</b>

Complete only for assets showing gain in column (h) and owned by the foundation on 12/31/69			(l) Gains (Col. (h) gain minus col. (k), but not less than -0-) or Losses (from col. (h))
(i) F.M.V. as of 12/31/69	(j) Adjusted basis as of 12/31/69	(k) Excess of col. (i) over col. (j), if any	
a			
b			
c			
d			
e			<b>&lt;343,233.&gt;</b>

2 Capital gain net income or (net capital loss) { If gain, also enter in Part I, line 7 If (loss), enter -0- in Part I, line 7 }	2	<b>&lt;343,233.&gt;</b>
3 Net short-term capital gain or (loss) as defined in sections 1222(5) and (6): If gain, also enter in Part I, line 8, column (c). If (loss), enter -0- in Part I, line 8	3	<b>N/A</b>

**Part V Qualification Under Section 4940(e) for Reduced Tax on Net Investment Income**

(For optional use by domestic private foundations subject to the section 4940(a) tax on net investment income.)

If section 4940(d)(2) applies, leave this part blank.

Was the foundation liable for the section 4942 tax on the distributable amount of any year in the base period?

Yes  No

If "Yes," the foundation does not qualify under section 4940(e). Do not complete this part.

1 Enter the appropriate amount in each column for each year; see instructions before making any entries.

(a) Base period years Calendar year (or tax year beginning in)	(b) Adjusted qualifying distributions	(c) Net value of noncharitable-use assets	(d) Distribution ratio (col. (b) divided by col. (c))
2007	1,909,888.	18,812,379.	.101523
2006	1,625,000.	20,152,897.	.080634
2005	1,460,199.	18,455,502.	.079120
2004	1,558,173.	18,435,936.	.084518
2003	1,272,401.	17,678,572.	.071974

2 Total of line 1, column (d)	2	<b>.417769</b>
3 Average distribution ratio for the 5-year base period - divide the total on line 2 by 5, or by the number of years the foundation has been in existence if less than 5 years	3	<b>.083554</b>
4 Enter the net value of noncharitable-use assets for 2008 from Part X, line 5	4	<b>19,182,242.</b>
5 Multiply line 4 by line 3	5	<b>1,602,753.</b>
6 Enter 1% of net investment income (1% of Part I, line 27b)	6	<b>23,073.</b>
7 Add lines 5 and 6	7	<b>1,625,826.</b>
8 Enter qualifying distributions from Part XII, line 4 If line 8 is equal to or greater than line 7, check the box in Part VI, line 1b, and complete that part using a 1% tax rate. See the Part VI instructions.	8	<b>2,638,634.</b>

**Part VI Excise Tax Based on Investment Income (Section 4940(a), 4940(b), 4940(e), or 4948 - see instructions)**

1a	Exempt operating foundations described in section 4940(d)(2), check here <input type="checkbox"/> and enter "N/A" on line 1. Date of ruling letter: _____ (attach copy of ruling letter if necessary-see instructions)		
b	Domestic foundations that meet the section 4940(e) requirements in Part V, check here <input checked="" type="checkbox"/> and enter 1% of Part I, line 27b	1	23,073.
c	All other domestic foundations enter 2% of line 27b. Exempt foreign organizations enter 4% of Part I, line 12, col. (b)		
2	Tax under section 511 (domestic section 4947(a)(1) trusts and taxable foundations only. Others enter -0-)	2	0.
3	Add lines 1 and 2	3	23,073.
4	Subtitle A (income) tax (domestic section 4947(a)(1) trusts and taxable foundations only. Others enter -0-)	4	0.
5	<b>Tax based on investment income.</b> Subtract line 4 from line 3. If zero or less, enter -0-	5	23,073.
6	Credits/Payments:		
a	2008 estimated tax payments and 2007 overpayment credited to 2008	6a	20,400.
b	Exempt foreign organizations - tax withheld at source	6b	
c	Tax paid with application for extension of time to file (Form 8868)	6c	
d	Backup withholding erroneously withheld	6d	
7	Total credits and payments. Add lines 6a through 6d	7	20,400.
8	Enter any <b>penalty</b> for underpayment of estimated tax. Check here <input type="checkbox"/> if Form 2220 is attached	8	77.
9	<b>Tax due.</b> If the total of lines 5 and 8 is more than line 7, enter <b>amount owed</b>	9	2,750.
10	<b>Overpayment.</b> If line 7 is more than the total of lines 5 and 8, enter the <b>amount overpaid</b>	10	
11	Enter the amount of line 10 to be: <b>Credited to 2009 estimated tax</b> <input type="checkbox"/> <b>Refunded</b> <input checked="" type="checkbox"/>	11	

**Part VII-A Statements Regarding Activities**

	Yes	No
1a		X
1b		X
1c		X
2		X
3		X
4a		X
4b		
5		X
6	X	
7	X	
8a		
8b	X	
9		X
10		X

N/A

**Part VII-A Statements Regarding Activities** *(continued)*

<p>11 At any time during the year, did the foundation, directly or indirectly, own a controlled entity within the meaning of section 512(b)(13)? If "Yes," attach schedule (see instructions)</p>	11		X
<p>12 Did the foundation acquire a direct or indirect interest in any applicable insurance contract before August 17, 2008?</p>	12		X
<p>13 Did the foundation comply with the public inspection requirements for its annual returns and exemption application? Website address ► <u>JEROMEROBBINS.ORG</u></p>	13	X	
<p>14 The books are in care of ► <u>CHRISTOPHER PENNINGTON</u> Telephone no. ► <u>212 367-8956</u> Located at ► <u>708 THIRD AVENUE, 21ST FLOOR, NEW YORK, NY</u> ZIP+4 ► <u>10017</u></p>			
<p>15 Section 4947(a)(1) nonexempt charitable trusts filing Form 990-PF in lieu of Form 1041 - Check here and enter the amount of tax-exempt interest received or accrued during the year</p>	15		N/A

**Part VII-B Statements Regarding Activities for Which Form 4720 May Be Required**

File Form 4720 if any item is checked in the "Yes" column, unless an exception applies.

		Yes	No
<p>1a During the year did the foundation (either directly or indirectly):</p> <p>(1) Engage in the sale or exchange, or leasing of property with a disqualified person? <input type="checkbox"/> Yes <input checked="" type="checkbox"/> No</p> <p>(2) Borrow money from, lend money to, or otherwise extend credit to (or accept it from) a disqualified person? <input type="checkbox"/> Yes <input checked="" type="checkbox"/> No</p> <p>(3) Furnish goods, services, or facilities to (or accept them from) a disqualified person? <input type="checkbox"/> Yes <input checked="" type="checkbox"/> No</p> <p>(4) Pay compensation to, or pay or reimburse the expenses of, a disqualified person? <input checked="" type="checkbox"/> Yes <input type="checkbox"/> No</p> <p>(5) Transfer any income or assets to a disqualified person (or make any of either available for the benefit or use of a disqualified person)? <input type="checkbox"/> Yes <input checked="" type="checkbox"/> No</p> <p>(6) Agree to pay money or property to a government official? (Exception. Check "No" if the foundation agreed to make a grant to or to employ the official for a period after termination of government service, if terminating within 90 days.) <input type="checkbox"/> Yes <input checked="" type="checkbox"/> No</p>			
<p>b If any answer is "Yes" to 1a(1)-(6), did any of the acts fail to qualify under the exceptions described in Regulations section 53.4941(d)-3 or in a current notice regarding disaster assistance (see page 20 of the instructions)? Organizations relying on a current notice regarding disaster assistance check here</p>	1b		X
<p>c Did the foundation engage in a prior year in any of the acts described in 1a, other than excepted acts, that were not corrected before the first day of the tax year beginning in 2008?</p>	1c		X
<p>2 Taxes on failure to distribute income (section 4942) (does not apply for years the foundation was a private operating foundation defined in section 4942(j)(3) or 4942(j)(5)):</p> <p>a At the end of tax year 2008, did the foundation have any undistributed income (lines 6d and 6e, Part XIII) for tax year(s) beginning before 2008? <input type="checkbox"/> Yes <input checked="" type="checkbox"/> No If "Yes," list the years ► _____, _____, _____</p> <p>b Are there any years listed in 2a for which the foundation is <b>not</b> applying the provisions of section 4942(a)(2) (relating to incorrect valuation of assets) to the year's undistributed income? (If applying section 4942(a)(2) to all years listed, answer "No" and attach statement - see instructions.) <span style="float: right;">N/A</span></p> <p>c If the provisions of section 4942(a)(2) are being applied to any of the years listed in 2a, list the years here. ► _____, _____, _____</p>	2b		
<p>3a Did the foundation hold more than a 2% direct or indirect interest in any business enterprise at any time during the year? <input checked="" type="checkbox"/> Yes <input type="checkbox"/> No</p>			
<p>b If "Yes," did it have excess business holdings in 2008 as a result of (1) any purchase by the foundation or disqualified persons after May 26, 1969; (2) the lapse of the 5-year period (or longer period approved by the Commissioner under section 4943(c)(7)) to dispose of holdings acquired by gift or bequest; or (3) the lapse of the 10-, 15-, or 20-year first phase holding period? (Use Schedule C, Form 4720, to determine if the foundation had excess business holdings in 2008.)</p>	3b		X
<p>4a Did the foundation invest during the year any amount in a manner that would jeopardize its charitable purposes?</p>	4a		X
<p>b Did the foundation make any investment in a prior year (but after December 31, 1969) that could jeopardize its charitable purpose that had not been removed from jeopardy before the first day of the tax year beginning in 2008?</p>	4b		X

**Part VII-B Statements Regarding Activities for Which Form 4720 May Be Required** (continued)

5a During the year did the foundation pay or incur any amount to:

- (1) Carry on propaganda, or otherwise attempt to influence legislation (section 4945(e))?  Yes  No
- (2) Influence the outcome of any specific public election (see section 4955); or to carry on, directly or indirectly, any voter registration drive?  Yes  No
- (3) Provide a grant to an individual for travel, study, or other similar purposes?  Yes  No
- (4) Provide a grant to an organization other than a charitable, etc., organization described in section 509(a)(1), (2), or (3), or section 4940(d)(2)?  Yes  No
- (5) Provide for any purpose other than religious, charitable, scientific, literary, or educational purposes, or for the prevention of cruelty to children or animals?  Yes  No

b If any answer is "Yes" to 5a(1)-(5), did any of the transactions fail to qualify under the exceptions described in Regulations section 53.4945 or in a current notice regarding disaster assistance (see instructions)?

Organizations relying on a current notice regarding disaster assistance check here

c If the answer is "Yes" to question 5a(4), does the foundation claim exemption from the tax because it maintained expenditure responsibility for the grant?

If "Yes," attach the statement required by Regulations section 53.4945-5(d).  Yes  No

6a Did the foundation, during the year, receive any funds, directly or indirectly, to pay premiums on a personal benefit contract?

b Did the foundation, during the year, pay premiums, directly or indirectly, on a personal benefit contract?  Yes  No

If you answered "Yes" to 6b, also file Form 8870.

7a At any time during the tax year, was the foundation a party to a prohibited tax shelter transaction?

b If yes, did the foundation receive any proceeds or have any net income attributable to the transaction?  Yes  No

N/A

5b	X	
6b		X
7b		

**Part VIII Information About Officers, Directors, Trustees, Foundation Managers, Highly Paid Employees, and Contractors**

1 List all officers, directors, trustees, foundation managers and their compensation.

(a) Name and address	(b) Title, and average hours per week devoted to position	(c) Compensation (If not paid, enter -0-)	(d) Contributions to employee benefit plans and deferred compensation	(e) Expense account, other allowances
ALLEN GREENBERG C/O WALDEN PARTNERS; 708 THIRD AVENUE NEW YORK, NY 10017	DIRECTOR 25.00	197,586.	0.	0.
DANIEL STERN GENEVA SWITZERLAND	DIRECTOR 7.50	43,738.	0.	0.

2 Compensation of five highest-paid employees (other than those included on line 1). If none, enter "NONE."

(a) Name and address of each employee paid more than \$50,000	(b) Title, and average hours per week devoted to position	(c) Compensation	(d) Contributions to employee benefit plans and deferred compensation	(e) Expense account, other allowances
NONE				

Total number of other employees paid over \$50,000  0



**Part X Minimum Investment Return** (All domestic foundations must complete this part. Foreign foundations, see instructions.)

1 Fair market value of assets not used (or held for use) directly in carrying out charitable, etc., purposes:			
a	Average monthly fair market value of securities	1a	12,648,707.
b	Average of monthly cash balances	1b	60,097.
c	Fair market value of all other assets	1c	6,765,553.
d	<b>Total</b> (add lines 1a, b, and c)	1d	19,474,357.
e	Reduction claimed for blockage or other factors reported on lines 1a and 1c (attach detailed explanation)	1e	0.
2	Acquisition indebtedness applicable to line 1 assets	2	0.
3	Subtract line 2 from line 1d	3	19,474,357.
4	Cash deemed held for charitable activities. Enter 1 1/2% of line 3 (for greater amount, see instructions)	4	292,115.
5	<b>Net value of noncharitable-use assets.</b> Subtract line 4 from line 3. Enter here and on Part V, line 4	5	19,182,242.
6	<b>Minimum investment return.</b> Enter 5% of line 5	6	959,112.

**Part XI Distributable Amount** (see instructions) (Section 4942(j)(3) and (j)(5) private operating foundations and certain foreign organizations check here  and do not complete this part.)

1	Minimum investment return from Part X, line 6	1	959,112.
2a	Tax on investment income for 2008 from Part VI, line 5	2a	23,073.
b	Income tax for 2008. (This does not include the tax from Part VI.)	2b	
c	Add lines 2a and 2b	2c	23,073.
3	Distributable amount before adjustments. Subtract line 2c from line 1	3	936,039.
4	Recoveries of amounts treated as qualifying distributions	4	0.
5	Add lines 3 and 4	5	936,039.
6	Deduction from distributable amount (see instructions)	6	0.
7	<b>Distributable amount as adjusted.</b> Subtract line 6 from line 5. Enter here and on Part XIII, line 1	7	936,039.

**Part XII Qualifying Distributions** (see instructions)

1 Amounts paid (including administrative expenses) to accomplish charitable, etc., purposes:			
a	Expenses, contributions, gifts, etc. - total from Part I, column (d), line 26	1a	2,638,634.
b	Program-related investments - total from Part IX-B	1b	0.
2	Amounts paid to acquire assets used (or held for use) directly in carrying out charitable, etc., purposes	2	
3	Amounts set aside for specific charitable projects that satisfy the:		
a	Suitability test (prior IRS approval required)	3a	
b	Cash distribution test (attach the required schedule)	3b	
4	<b>Qualifying distributions.</b> Add lines 1a through 3b. Enter here and on Part V, line 8, and Part XIII, line 4	4	2,638,634.
5	Foundations that qualify under section 4940(e) for the reduced rate of tax on net investment income. Enter 1% of Part I, line 27b	5	23,073.
6	<b>Adjusted qualifying distributions.</b> Subtract line 5 from line 4	6	2,615,561.

**Note.** The amount on line 6 will be used in Part V, column (b), in subsequent years when calculating whether the foundation qualifies for the section 4940(e) reduction of tax in those years.

**Part XIII** Undistributed Income (see instructions)

	(a) Corpus	(b) Years prior to 2007	(c) 2007	(d) 2008
1 Distributable amount for 2008 from Part XI, line 7				936,039.
2 Undistributed income, if any, as of the end of 2007				
a Enter amount for 2007 only			0.	
b Total for prior years:		0.		
3 Excess distributions carryover, if any, to 2008:				
a From 2003	414,294.			
b From 2004	670,388.			
c From 2005	578,714.			
d From 2006	663,435.			
e From 2007	1,013,923.			
f Total of lines 3a through e	3,340,754.			
4 Qualifying distributions for 2008 from Part XII, line 4: ▶ \$ 2,638,634.				
a Applied to 2007, but not more than line 2a			0.	
b Applied to undistributed income of prior years (Election required - see instructions)		0.		
c Treated as distributions out of corpus (Election required - see instructions)	0.			
d Applied to 2008 distributable amount				936,039.
e Remaining amount distributed out of corpus	1,702,595.			
5 Excess distributions carryover applied to 2008 (If an amount appears in column (d), the same amount must be shown in column (a))	0.			0.
6 Enter the net total of each column as indicated below:				
a Corpus. Add lines 3f, 4c, and 4e. Subtract line 5	5,043,349.			
b Prior years' undistributed income. Subtract line 4b from line 2b		0.		
c Enter the amount of prior years' undistributed income for which a notice of deficiency has been issued, or on which the section 4942(a) tax has been previously assessed		0.		
d Subtract line 6c from line 6b. Taxable amount - see instructions		0.		
e Undistributed income for 2007. Subtract line 4a from line 2a. Taxable amount - see instr.			0.	
f Undistributed income for 2008. Subtract lines 4d and 5 from line 1. This amount must be distributed in 2009				0.
7 Amounts treated as distributions out of corpus to satisfy requirements imposed by section 170(b)(1)(F) or 4942(g)(3)	0.			
8 Excess distributions carryover from 2003 not applied on line 5 or line 7	414,294.			
9 Excess distributions carryover to 2009. Subtract lines 7 and 8 from line 6a	4,629,055.			
10 Analysis of line 9:				
a Excess from 2004	670,388.			
b Excess from 2005	578,714.			
c Excess from 2006	663,435.			
d Excess from 2007	1,013,923.			
e Excess from 2008	1,702,595.			

**Part XIV Private Operating Foundations** (see instructions and Part VII-A, question 9)

N/A

**1 a** If the foundation has received a ruling or determination letter that it is a private operating foundation, and the ruling is effective for 2008, enter the date of the ruling

**b** Check box to indicate whether the foundation is a private operating foundation described in section  4942(j)(3) or  4942(j)(5)

**2 a** Enter the lesser of the adjusted net income from Part I or the minimum investment return from Part X for each year listed

	Tax year	Prior 3 years			(e) Total
	(a) 2008	(b) 2007	(c) 2006	(d) 2005	
<b>b</b> 85% of line 2a					
<b>c</b> Qualifying distributions from Part XII, line 4 for each year listed					
<b>d</b> Amounts included in line 2c not used directly for active conduct of exempt activities					
<b>e</b> Qualifying distributions made directly for active conduct of exempt activities. Subtract line 2d from line 2c					
<b>3</b> Complete 3a, b, or c for the alternative test relied upon:					
<b>a</b> "Assets" alternative test - enter:					
<b>(1)</b> Value of all assets					
<b>(2)</b> Value of assets qualifying under section 4942(j)(3)(B)(i)					
<b>b</b> "Endowment" alternative test - enter 2/3 of minimum investment return shown in Part X, line 6 for each year listed					
<b>c</b> "Support" alternative test - enter:					
<b>(1)</b> Total support other than gross investment income (interest, dividends, rents, payments on securities loans (section 512(a)(5)), or royalties)					
<b>(2)</b> Support from general public and 5 or more exempt organizations as provided in section 4942(j)(3)(B)(iii)					
<b>(3)</b> Largest amount of support from an exempt organization					
<b>(4)</b> Gross investment income					

**Part XV Supplementary Information (Complete this part only if the foundation had \$5,000 or more in assets at any time during the year-see the instructions.)**

**1 Information Regarding Foundation Managers:**

**a** List any managers of the foundation who have contributed more than 2% of the total contributions received by the foundation before the close of any tax year (but only if they have contributed more than \$5,000). (See section 507(d)(2).)

NONE

**b** List any managers of the foundation who own 10% or more of the stock of a corporation (or an equally large portion of the ownership of a partnership or other entity) of which the foundation has a 10% or greater interest.

NONE

**2 Information Regarding Contribution, Grant, Gift, Loan, Scholarship, etc., Programs:**

Check here  if the foundation only makes contributions to preselected charitable organizations and does not accept unsolicited requests for funds. If the foundation makes gifts, grants, etc. (see instructions) to individuals or organizations under other conditions, complete items 2a, b, c, and d.

**a** The name, address, and telephone number of the person to whom applications should be addressed:

**SEE STATEMENT 15**

**b** The form in which applications should be submitted and information and materials they should include:

**c** Any submission deadlines:

**d** Any restrictions or limitations on awards, such as by geographical areas, charitable fields, kinds of institutions, or other factors:

**Part XV** Supplementary Information (continued)

**3 Grants and Contributions Paid During the Year or Approved for Future Payment**

Recipient Name and address (home or business)	If recipient is an individual, show any relationship to any foundation manager or substantial contributor	Foundation status of recipient	Purpose of grant or contribution	Amount
a Paid during the year				
SEE SCHEDULE ATTACHED	NONE			2,440,938.
<b>Total</b>				▶ 3a 2,440,938.
b Approved for future payment				
NONE				
<b>Total</b>				▶ 3b 0.



Part XVII Information Regarding Transfers To and Transactions and Relationships With Noncharitable Exempt Organizations

1 Did the organization directly or indirectly engage in any of the following with any other organization described in section 501(c) of the Code (other than section 501(c)(3) organizations) or in section 527, relating to political organizations?
a Transfers from the reporting foundation to a noncharitable exempt organization of:
(1) Cash
(2) Other assets
b Other transactions:
(1) Sales of assets to a noncharitable exempt organization
(2) Purchases of assets from a noncharitable exempt organization
(3) Rental of facilities, equipment, or other assets
(4) Reimbursement arrangements
(5) Loans or loan guarantees
(6) Performance of services or membership or fundraising solicitations
c Sharing of facilities, equipment, mailing lists, other assets, or paid employees
d If the answer to any of the above is "Yes," complete the following schedule. Column (b) should always show the fair market value of the goods, other assets, or services given by the reporting foundation. If the foundation received less than fair market value in any transaction or sharing arrangement, show in column (d) the value of the goods, other assets, or services received.

Table with 4 columns: (a) Line no, (b) Amount involved, (c) Name of noncharitable exempt organization, (d) Description of transfers, transactions, and sharing arrangements. Row 1 contains 'N/A' in column (c).

2a Is the foundation directly or indirectly affiliated with, or related to, one or more tax-exempt organizations described in section 501(c) of the Code (other than section 501(c)(3)) or in section 527? [ ] Yes [X] No

Table with 3 columns: (a) Name of organization, (b) Type of organization, (c) Description of relationship. Row 1 contains 'N/A' in column (a).

Under penalties of perjury, I declare that I have examined this return, including accompanying schedules and statements, and to the best of my knowledge and belief, it is true, correct, and complete. Declaration of preparer (other than taxpayer or fiduciary) is based on all information of which preparer has any knowledge.
Signature of officer or trustee: [Signature] Date: 12/9/10 Title: Pres.
Preparer's Signature: [Signature] Date: 2/8/10 Check if self-employed: [ ] Preparer's identifying number: P00747022
Firm's name (or yours if self-employed), address, and ZIP code: HOLTZ RUBENSTEIN REMINICK LLP, 1430 BROADWAY, 17TH FLOOR, NEW YORK, NY 10018-3308
EIN: 11-2355064 Phone no.: 212 397-6900

JEROME ROBBINS FOUNDATION  
 EIN : 13-6021425  
 FORM 990PF PAGE 11 PART XV

Annual Contributions 2008-2009 - 2009.5  
 10/1/2008 through 9/30/2009

Date	Description	Amount
AIDS Organizations		-120,000.00
11/14/08	AIDS-Related Community Services	-5,000.00
11/14/08	Bailey House	-30,000.00
11/14/08	Friends House	-10,000.00
10/10/08	Friends in Deed	-7,500.00
12/11/08	Gay Men's Health Crisis	-25,000.00
11/14/08	Harlem United Community AIDS Center Inc	-10,000.00
06/10/09	The Alpha Workshops	-15,000.00
12/23/08	Thursday's Child	-15,000.00
02/12/09	Women's Center, Montefiore Medical Center	-2,500.00
Choreography, Dance & Theater		-938,655.00
11/14/08	American Ballet Theatre	-25,000.00
12/11/08	American Friends Of The Royal Court Theatre	-10,000.00
10/10/08	American Repertory Ballet	-2,500.00
11/14/08	Antony Tudor Ballet Trust	-5,000.00
10/10/08	Armitage Gone! Dance	-7,500.00
10/10/08	Ballet NY	-5,000.00
08/05/09	Bar/Suozzi Productions, LLC	-200,000.00
10/10/08	Benjamin Millepied / The Field	-10,000.00
12/23/08	Benjamin Millepied / The Field	-5,000.00
06/10/09	Benjamin Millepied / The Field	-15,000.00
06/10/09	Bill T. Jones / Arnie Zane Dance Company	-4,000.00
10/10/08	Chamber Dance Project	-2,500.00
12/11/08	Clubbed Thumb	-5,000.00
06/10/09	Dario Vaccaro Dance Project / New Fund For Dance & Vocal Develop	-4,000.00
02/12/09	David Parker & The Bang Group	-17,500.00
12/11/08	Ensemble Studio Theater	-5,000.00
06/10/09	Equus Project	-2,000.00
12/11/08	Fractured Atlas / Amber Sloan	-800.00
12/11/08	Garth Fagan Dance	-2,500.00
12/11/08	Gotham Chamber Opera	-10,000.00
12/11/08	Jennifer Muller / The Works	-2,500.00
02/12/09	Jose Limon Dance Foundation	-5,000.00
12/11/08	Kansas City Ballet	-10,000.00
10/10/08	Koresh Dance Company	-2,500.00
06/10/09	Lar Lubovitch Dance Company	-4,000.00
10/10/08	Martha Graham Center Of Contemporary Dance	-15,000.00
07/16/09	Miami City Ballet	-15,000.00
06/10/09	Morphoses. The Wheeldon Company	-7,500.00
12/11/08	Moving Theater	-2,500.00
12/11/08	National Yiddish Theatre	-5,000.00
10/10/08	New York City Ballet	-250,000.00
02/12/09	New York City Ballet	-50,000.00
03/02/09	New York City Ballet	-125,000.00
11/14/08	New York Theatre Ballet	-5,000.00
10/10/08	Oregon Ballet Theatre	-15,000.00
11/14/08	Pacific Northwest Ballet	-6,500.00
02/12/09	Pacific Northwest Ballet	-12,000.00
12/11/08	Paul Taylor Dance Company	-5,000.00
12/11/08	Prospect Theater Company	-2,500.00
10/10/08	Ripe Time	-5,000.00
06/10/09	Risa Jaroslow & Dancers	-4,000.00
06/10/09	Soho Rep	-4,000.00
12/11/08	St. Ann's Warehouse	-4,855.00

	12/11/08 Stephen Petronio Company	-4,000.00
	10/10/08 The Civilians	-7,500.00
	12/11/08 The Kitchen	-2,500.00
	10/10/08 TheatreworksUSA	-7,500.00
	12/11/08 Transport Group	-6,000.00
	11/14/08 Trey McIntyre Project	-12,500.00
	10/10/08 Two River Theater Company	-2,500.00
Others		-81,500.00
	10/10/08 Ali Forney Center	-4,000.00
	11/14/08 Career Transition For Dancers	-17,500.00
	12/11/08 FEGS / Haym Solomon Division	-17,500.00
	06/10/09 FEGS / Haym Solomon Division	-17,500.00
	12/11/08 Nassau AHRC Foundation	-2,500.00
	05/22/09 New York City Ballet	-10,000.00
	06/16/09 New York City Ballet	-7,500.00
	04/09/09 Peconic Baykeeper	-2,500.00
	10/10/08 Rosie's Broadway Kids	-2,500.00
Performing Arts Institutions & Projects		-1,133,873.00
	11/14/08 Alliance For The Arts	-5,000.00
	12/11/08 Alliance For The Arts	-10,000.00
	06/10/09 Alliance For The Arts	-5,000.00
	10/10/08 American Friends Of The Paris Opera & Ballet	-33,334.00
	02/12/09 American Friends Of The Paris Opera & Ballet	-12,500.00
	12/11/08 American Tap Dance Foundation	-5,000.00
	10/10/08 Ballet Tech School	-10,000.00
	12/11/08 Bard College	-10,000.00
	12/11/08 Baryshnikov Dance Foundation	-500,000.00
	12/11/08 Brooklyn Academy Of Music	-20,000.00
	06/10/09 Brooklyn Academy Of Music	-71,429.00
	10/10/08 Byrd Hoffman Water Mill Foundation	-20,000.00
	12/11/08 Byrd Hoffman Water Mill Foundation	-10,000.00
	02/12/09 Circle In The Square Theatre School	-12,500.00
	06/10/09 Dance New Amsterdam	-5,000.00
	12/11/08 Dance Theater Workshop	-25,000.00
	11/14/08 DanceBreak Foundation	-10,000.00
	02/12/09 DanceNowNYC	-5,000.00
	11/14/08 Danspace Project	-10,000.00
	10/10/08 Dixon Place	-10,000.00
	06/10/09 Eugene O'Neill Theater Center	-15,000.00
	04/09/09 Hemsley Lighting Programs	-5,000.00
	02/03/09 Hunter College Foundation	-37,500.00
	12/11/08 Jacob's Pillow Dance	-2,500.00
	11/14/08 Joyce Theater	-30,000.00
	02/12/09 La MaMa E.T.C.	-10,000.00
	04/20/09 La MaMa E.T.C.	-1,000.00
	06/10/09 Lark Play Development Center	-4,000.00
	06/10/09 National Dance Institute	-10,000.00
	10/10/08 New 42nd Street, Inc	-62,500.00
	02/12/09 New Dramatists	-5,000.00
	10/10/08 New York City Center	-25,000.00
	12/11/08 New York State Theatre Institute	-5,110.00
	10/10/08 Performance Space 122	-7,500.00
	10/10/08 Queens Theatre In The Park	-7,500.00
	12/11/08 Remi Arts	-12,500.00
	12/11/08 Riverside Theatre	-3,500.00
	12/11/08 School Of American Ballet	-25,000.00
	02/12/09 Shakespeare Society	-5,000.00
	12/11/08 Symphony Space	-10,000.00
	12/11/08 Symphony Space	-5,000.00

	12/11/08 The Field		-10,000.00
	10/10/08 The Yard		-5,000.00
	02/12/09 Vail Valley Foundation		-10,000.00
	02/12/09 Words On Dance		-7,500.00
	12/11/08 Works & Process		-5,000 00
	06/17/09 Works & Process		-18,000 00
Scholarships & Fellowships		-115,080.00	
	05/11/09 Alvin Ailey Dance Foundation		-5,000.00
	10/10/08 Ballet Hispanico		-4,000.00
	01/14/09 Boghasco Foundation		-17,500.00
	10/10/08 Fordham University / Alvin Ailey BA Scholarship		-7,500.00
	03/02/09 New Zealand School Of Dance		-11,000.00
	12/11/08 Purchase College Foundation		-20,000.00
	12/11/08 Rock School For Dance Education		-15,080 00
	08/31/09 San Francisco Ballet School		-5,000 00
	10/10/08 School Of American Ballet		-30,000 00
Spoletto Project		-51,830.50	
	11/20/08 American Friends Of The Paris Opera & Ballet		-1,027.50
	03/10/09 American Friends Of The Paris Opera & Ballet		-6,600 00
	05/11/09 American Friends Of The Paris Opera & Ballet		-17,400.00
	06/11/09 American Friends Of The Paris Opera & Ballet		-11,803 00
	06/17/09 American Friends Of The Paris Opera & Ballet		-15,000 00
OVERALL TOTAL		-2,440,938.50	-2,440,938.50

Attachment for IRS Form 990-PF for  
The Jerome Robbins Foundation, Inc.  
EIN: 13-6021425  
Response to Part VII-B-5(c)

The Jerome Robbins Foundation, Inc. claims exemption from the tax because it maintained expenditure responsibility and hereby provides the statement required by Treas. Reg. Section 53.4945-5(d).

1. The grantee is: New Zealand School of Dance;
2. The date of the grant was December 15, 2008 and the amount of the grant was \$11,000.00 in fiscal year 2008-2009;
3. The exclusively charitable and educational purposes of the grant are to support the filming of a Robbins ballet;
4. The amounts expended by the grantee towards accomplishment of those purposes are \$11,000.00 (based on the most recent report received from the grantee);
5. To the best of the knowledge of The Jerome Robbins Foundation, Inc., the grantee has not diverted any portion of the funds (or any income therefrom) from the purpose of the grant;
6. The date of report received from the grantee is June 10, 2009; and
7. The Jerome Robbins Foundation, Inc. has not undertaken an investigation of the grantee's reports because The Jerome Robbins Foundation, Inc. has no reason to believe that those reports are of dubious accuracy or reliability.

Jerome Robbins Foundation  
 Chris Pennington  
 708 Third Avenue 21st Floor  
 New York NY 10017-4201

WTDAY

**Realized Gain/Loss - Detail**  
**(10/01/2008 - 09/30/2009)**

Prepared by The FLAG Group  
 Ph. 973 660 4700

As of 10/27/2009

Acct. 630-41352-10

**Short Term**

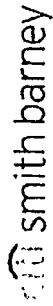
Description	Symbol/CUSIP	Quantity	Purchase	Cost Basis	Sold	Net Proceeds	Gain/Loss
FEDERAL HOME LOAN MTG CORP Coupon: 5.000% Maturity: 6/19/2013	3128X7H490B0	100,000.000	06/23/08	\$99,950.00	12/19/08	\$100,000.00	\$50.00
<b>Short Term Total</b>				<b>\$99,950.00</b>		<b>\$100,000.00</b>	<b>\$50.00</b>

**Long Term**

FEDERAL HOME LOAN MTG CORP Coupon: 5.250% Maturity: 11/18/2014	3128X3F990B0	100,000.000	11/18/04	100,387.00	12/31/08	\$100,000.00	(387.00)
FEDERAL HOME LOAN MTG CORP Coupon: 5.000% Maturity: 12/12/2014	3128X6TB20B0	75,000.000	12/04/07	75,000.00	12/12/08	75,000.00	--
FEDERAL NATL MTG ASSN Coupon: 4.000% Maturity: 5/3/2011	3136F3PN00B0	150,000.000	08/22/03	142,125.00	02/02/09	150,000.00	7,875.00
FEDERAL NATL MTG ASSN Coupon: 4.000% Maturity: 5/6/2011	3136F3QX70B0	250,000.000	05/01/03	250,000.00	02/02/09	250,000.00	--
FEDERAL NATL MTG ASSN Coupon: 4.000% Maturity: 11/14/2011	3136F3RZ10B0	250,000.000	05/16/03	248,437.50	03/09/09	250,000.00	1,562.50
FEDERAL NATL MTG ASSN Coupon: 5.000% Maturity: 4/8/2016	3136F4LT90B0	250,000.000	03/18/04	251,940	04/06/09	250,000.00	(1,940.00)
FEDERAL NATL MTG ASSN MED TER Coupon: 6.000% Maturity: 8/19/2024	3136F54D00B0	100,000.000	10/22/04	101,387	04/27/09	100,000.00	(1,387.00)

Third-party and Morgan Stanley research on certain companies is available to clients of the firm at no cost. Clients can access this research at www.smithbarney.com or contact their Financial Advisor to request a copy of this research be sent to them.

Investment and insurance products: Not FDIC insured · No bank guarantee · Not insured by any federal government agency · Not a bank deposit · May lose value



Jerome Robbins Foundation  
 Chris Pennington  
 708 Third Avenue 21st Floor  
 New York NY 10017-4201

**Realized Gain/Loss - Detail  
 (10/01/2008 - 09/30/2009)**

Prepared by The FLAG Group  
 Ph. 973 660 4700

As of 10/27/2009

Acct. 630-41352-10

Description	Symbol/CUSIP	Quantity	Purchase	Cost Basis	Sold	Net Proceeds	Gain/Loss
FORD MOTOR CREDIT CO Coupon: 7.375% Maturity: 2/1/2011	345397TS20B0	50,000.000	09/24/01	50,373.50	11/17/08	\$27,432.50	(22,941.00)
Total		50,000.000	09/24/01	50,373.50	12/04/08	25,932.50	(24,441.00)
GEORGIAN BANK - GA INTERNATIONAL BUSINESS MACHS Coupon: 5.375% Maturity: 2/1/2009	37362TCY40B0 459200AT80B0	100,000.000 95,000.000	09/24/01 07/09/08	100,747.00 95,000.00	09/30/09 02/02/09	\$53,365.00 95,000.00	(47,382.00) —
<b>Long Term Total</b>						<b>\$1,423,365.00</b>	<b>(3,5870.63)</b>
<b>(10/01/2008 - 09/30/2009) Short &amp; Long Term Total</b>						<b>\$1,523,365.00</b>	<b>(35,820.63)</b>

\*\* Gain/Loss is only calculated when an original cost basis is available.

The above summary/prices/quotes/statistics have been obtained from sources believed reliable but are not necessarily complete and cannot be guaranteed. The information contained in monthly account statements and confirmations reflects all transactions processed by Smith Barney, and as such supersedes all other reports for financial and tax purposes.  
 © 2009 Citigroup Global Markets Inc. Member SIPC. Smith Barney is a division and service mark of Citigroup Global Markets Inc. and its affiliates and is used and registered throughout the world. Cit and Citu with Arc Design are trademarks and service marks of Citigroup Inc. and its affiliates, and are used and registered throughout the world.  
 Citigroup Global Markets Inc. and Citibank are affiliated companies under the common control of Citigroup Inc.

the Jerome Robbins Foundation  
 Attn: Chris Pennington  
 08 Third Avenue, 21st Floor  
 New York NY 10017-4201

**Realized Gain/Loss - Detail  
 (10/01/2008 - 09/30/2009)**

Prepared by STEPHEN BLOOM  
 Ph. 212 603 6171

As of 10/28/2009

Acct. 313-22456-18

**Short Term**

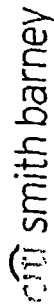
Description	Symbol/CUSIP	Quantity	Purchase	Cost Basis	Sold	Net Proceeds	Gain/Loss
COLONIAL BANK - AL	195554QA10B0	95,000.000	12/29/08	\$95,000.00	08/25/09	\$95,000.00	—
	195554QA10B0	50,000.000	12/29/08	50,000.00	08/25/09	50,000.00	—
	195554QA10B0	95,000.000	12/29/08	95,000.00	08/25/09	95,000.00	—
<b>Total</b>		<b>240,000.000</b>		<b>\$240,000.00</b>		<b>\$240,000.00</b>	<b>—</b>
FEDERAL HOME LOAN BANK CONS	31339XYL20B0	50,000.000	02/12/08	50,000.00	12/26/08	50,000.00	—
Coupon: 4.200% Maturity: 6/26/2013							
FIRSTBANK OF PUERTO RICO - PR	337629TC30R0	45,000.000	05/13/08	45,000.00	02/23/09	45,000.00	—
SILVERTON BANK - GA	82846LDW60B0	96,000.000	01/16/09	96,000.00	05/07/09	96,000.00	—
CITIGROUP 8.50% PFD	CPRM	1,000.000	05/06/08	25,000.00	03/02/09	8,069.25	(16,930.75)
<b>Short Term Total</b>				<b>\$456,000.00</b>		<b>\$439,069.25</b>	<b>(\$16,930.75)</b>

**Long Term**

CAPMARK BANK - UT	140653NU60R0	90,000.000	01/30/08	\$90,000.00	02/17/09	\$90,000.00	—
FEDERAL HOME LOAN MTG CORP	3128X0BS70E0	183,000.000	05/20/03	184,028.00	12/31/08	183,000.00	(1,028)
Coupon: 5.250% Maturity: 10/28/2015							
FEDERAL HOME LOAN MTG CORP	3128X0BT50B0	125,000.000	06/10/03	125,784.00	12/31/08	125,000.00	(784)
Coupon: 5.550% Maturity: 10/30/2017							
	3128X0BT50B0	210,000.000	02/17/04	209,475.00	12/31/08	210,000.00	525.00
<b>Total</b>		<b>335,000.000</b>		<b>\$335,259</b>		<b>\$335,000.00</b>	<b>(259)</b>
FEDERAL HOME LOAN MTG CORP	3128X0VD80E0	250,000.000	01/06/03	248,750.00	12/31/08	250,000.00	1,250.00
Coupon: 5.000% Maturity: 1/27/2014							

Third-party and Morgan Stanley research on certain companies is available to clients of the firm at no cost. Clients can access this research at www.smithbarney.com or contact their Financial Advisor to request a copy of this research be sent to them.

Investment and insurance products: Not FDIC insured · No bank guarantee · Not insured by any federal government agency · Not a bank deposit · May lose value



The Jerome Robbins Foundation  
 Attn: Chris Pennington  
 708 Third Avenue, 21st Floor  
 New York NY 10017-4201

**Realized Gain/Loss - Detail  
 (10/01/2008 - 09/30/2009)**

Prepared by STEPHEN BLOOM  
 Ph. 212 603 6171

As of 10/28/2009

Description	Symbol/CUSIP	Quantity	Purchase	Cost Basis	Sold	Net Proceeds	Gain/Loss
FEDERAL HOME LOAN MTG CORP Coupon: 4.500% Maturity: 2/28/2018	3128X63M60B0	50,000.000	02/14/08	\$50,000.00	05/28/09	\$50,000.00	—
FEDERAL FARM CREDIT BANK CON Coupon: 4.600% Maturity: 2/5/2015	31331YRG70B0	100,000.000	02/04/08	99,875.00	02/17/09	100,000.00	125.00
FEDERAL NATL MTG ASSN Coupon: 5.000% Maturity: 7/9/2018	3136F3D520B0	50,000.000	03/10/08	49,887.50	05/11/09	50,000.00	112.50
FIRSTBANK OF PUERTO RICO - PR	337629TB50R0	45,000.000	05/13/08	45,000.00	05/20/09	45,000.00	—
MIDFIRST BANK - OK C/D	59740LVQ40R0	50,000.000	02/04/08	50,000.00	02/20/09	50,000.00	—
CITIGROUP 8.50% PFD	CPRM	1,000.000	05/06/08	25,000.00	06/25/09	18,932.56	(6,067.44)
<b>Long Term Total</b>				<b>1,177,799.50</b>		<b>\$1,171,932.56</b>	<b>(5,866.94)</b>
<b>(10/01/2008 - 09/30/2009) Short &amp; Long Term Total</b>				<b>623,799.50</b>		<b>\$1,611,001.81</b>	<b>(22,297.69)</b>

Acct. 313-22456-18

\*\* Gain/Loss is only calculated when an original cost basis is available.

The above summary/prices/quotes/statistics have been obtained from sources believed reliable but are not necessarily complete and cannot be guaranteed. The information contained in monthly account statements and confirmations reflects all transactions processed by Smith Barney, and as such supersedes all other reports for financial and tax purposes.

© 2009 Citigroup Global Markets Inc. Member SIPC. Smith Barney is a division and service mark of Citigroup Global Markets Inc. and its affiliates and is used and registered throughout the world. Citi and Citi with Arc Design are trademarks and service marks of Citigroup Inc. and its affiliates, and are used and registered throughout the world. Citigroup Global Markets Inc. and Citibank are affiliated companies under the common control of Citigroup Inc.

**Wachovia**  
**Schedule of Realized Gains and Losses**

10/01/2008 - 09/30/2009

Prepared For:

5654-4944  
FLORIA V LASKY TTEE  
ALLEN GREENBERG TTEE ET AL  
U/W THE JEROME ROBBINS  
FOUNDATION INC  
708 THIRD AVENUE - 21ST FLOOR  
NEW YORK NY 10017-4201

Quantity	Name	Security	Open Date	Cost Amount	Trade Price	Close Date	Close Amt	Close Price	Realized
<b>Short</b>									
141,000	US TREAS MONEY FD AMER	UTAXX	09/30/2008	141,007.50	1.0000	11/04/2008	140,992.50	1.0000	-15.00
90,000	DISCOVER BK 3.65% 09/08/09	25469JAA7	09/11/2008	90,003.75	99.9958	09/08/2009	90,000.00	100.0000	-3.75
100,000	FNMA STEP VAR% 09/04/14	3135A1LG0	08/26/2009	100,005.38	100.0004	09/04/2009	100,000.00	100.0000	-5.38
100,000	HOUSEHOLD 4.75% 5/15/09	441812KGB	08/14/2008	100,882.50	100.8750	05/15/2009	100,000.00	100.0000	-882.50
95,000	AFB&T 3% 11/14/08	001041AR3	05/06/2008	95,000.00	100.0000	11/14/2008	95,000.00	100.0000	0.00
150,000	BEAR STEARN 3.4% 1/15/09	07387ECZ8	08/01/2008	149,370.00	99.5750	01/15/2009	150,000.00	100.0000	630.00
95,000	BEAL BK SSB 2.95% 12/10/08	07388X5R5	06/03/2008	95,000.00	100.0000	12/10/2008	95,000.00	100.0000	0.00
95,000	BRANCH BKG 2.95% 4/22/09	105133CS9	10/03/2008	95,000.00	100.0000	04/22/2009	95,000.00	100.0000	0.00
95,000	COLUMBUS 2.8% 03/05/09	19888ZDP4	08/28/2008	95,000.00	100.0000	03/05/2009	95,000.00	100.0000	0.00
95,000	IMPERIAL CAP 2.9% 02/20/09	452682JH1	08/08/2008	95,000.00	100.0000	02/20/2009	95,000.00	100.0000	0.00
150,000	FHLB 6% 06/27/17	3133XL4X8	06/04/2007	75,000.00	100.0000	01/13/2009	75,000.00	50.0000	0.00
95,000	GE CAPITAL 3% 02/06/09	36160XAF4	08/01/2008	95,000.00	100.0000	02/06/2009	95,000.00	100.0000	0.00
95,000	GMAC BANK 3% 11/21/08	36185AUE6	05/20/2008	95,000.00	100.0000	11/21/2008	95,000.00	100.0000	0.00
95,000	INTEGRA BK 3.1% 01/30/09	45820VDG6	07/22/2008	95,000.00	100.0000	01/30/2009	95,000.00	100.0000	0.00
95,000	MERRICK BK 3.05% 12/19/08	59012YSL2	06/11/2008	95,000.00	100.0000	12/19/2008	95,000.00	100.0000	0.00
25,000	NATIONAL CITY 3.2% 10/23/08	635349GR8	04/17/2008	25,000.00	100.0000	10/23/2008	25,000.00	100.0000	0.00
95,000	NATIONAL BK 3.25% 06/05/09	634518FA7	08/28/2008	95,000.00	100.0000	06/05/2009	95,000.00	100.0000	0.00
90,000	STERLING 3.45% 09/03/09	859531M51	08/28/2008	90,000.00	100.0000	09/03/2009	90,000.00	100.0000	0.00
95,000	STILLWATER 2.85% 4/08/09	860773QY9	09/30/2008	95,000.00	100.0000	04/08/2009	95,000.00	100.0000	0.00
95,000	TRISTATE CAP 3.2% 10/14/08	89677D8C9	04/04/2008	95,000.00	100.0000	10/14/2008	95,000.00	100.0000	0.00
1,000,000	UST BILL 0.010809	912795J69	09/17/2008	998,594.92	99.8587	01/08/2009	1,000,000.00	99.8595	1,405.08
95,000	SUSQUEHANNA 2.85% 03/17/09	86910RAF5	09/11/2008	95,000.00	100.0000	03/17/2009	95,000.00	100.0000	0.00
95,000	WACHOVIA BK 3.2% 01/05/09	92979HDY9	06/26/2008	95,000.00	100.0000	01/05/2009	95,000.00	100.0000	0.00
				<b>3,099,884.05</b>			<b>3,100,992.50</b>		<b>1,128.45</b>
<b>Long</b>									
50,000	FNMA 5.5% 4/28/17	3136F5QZ7	12/04/2007	49,983.50	99.9670	04/02/2009	50,000.00	100.0000	16.50
	ING CLARION GLOB 28 DAY	44982G302	02/14/2007	50,000.00	25.0000	11/19/2008	50,000.00	25.0000	0.00
	ING CLARION GLOB 28 DAY	449820992	02/14/2007	75,000.00	25.0000	11/20/2008	75,000.00	25.0000	0.00
100,000	FFCB 5.5% 10/01/14	31331X5Q1	10/01/2007	100,000.00	100.0000	12/17/2008	100,000.00	100.0000	0.00
				<b>174,983.50</b>			<b>175,000.00</b>		<b>16.50</b>
<b>Report Summary</b>				<b>3,274,847.55</b>			<b>3,275,992.50</b>		<b>1,144.95</b>
					<b>1,128.45</b>				
					<b>16.50</b>				

JEROME ROBBINS FOUNDATION

Part IV Capital Gains and Losses for Tax on Investment Income

(a) List and describe the kind(s) of property sold, e.g., real estate, 2-story brick warehouse; or common stock, 200 shs. MLC Co.	(b) How acquired P - Purchase D - Donation	(c) Date acquired (mo., day, yr.)	(d) Date sold (mo., day, yr.)
1a SMITH BARNEY (GABAY) - SEE ATTACHED	P	VARIOUS	VARIOUS
b SMITH BARNEY (GABAY) - SEE ATTACHED	P	VARIOUS	VARIOUS
c SMITH BARNEY (BLOOM) - SEE ATTACHED	P	VARIOUS	VARIOUS
d SMITH BARNEY (BLOOM) - SEE ATTACHED	P	VARIOUS	VARIOUS
e WACHOVIA - SEE ATTACHED	P	VARIOUS	VARIOUS
f WACHOVIA - SEE ATTACHED	P	VARIOUS	VARIOUS
g AMER INTL GP INC NEW	P	VARIOUS	06/30/09
h WELLS FARGO & CO NEW	P	VARIOUS	01/02/09
i WALDEN CAPITAL PARTNERS L.P.	P	VARIOUS	12/31/09
j			
k			
l			
m			
n			
o			

(e) Gross sales price	(f) Depreciation allowed (or allowable)	(g) Cost or other basis plus expense of sale	(h) Gain or (loss) (e) plus (f) minus (g)
a 100,000.		99,950.	50.
b 1,423,365.		1,459,236.	<35,871.>
c 439,069.		456,000.	<16,931.>
d 1,171,933.		1,177,800.	<5,867.>
e 1,579,587.		1,578,459.	1,128.
f 50,000.		49,984.	16.
g 16.			16.
h 20.			20.
i		285,794.	<285,794.>
j			
k			
l			
m			
n			
o			

Complete only for assets showing gain in column (h) and owned by the foundation on 12/31/69			(l) Losses (from col. (h)) Gains (excess of col. (h) gain over col. (k), but not less than "-0-")
(j) F.M.V. as of 12/31/69	(i) Adjusted basis as of 12/31/69	(k) Excess of col. (i) over col. (j), if any	
a			50.
b			<35,871.>
c			<16,931.>
d			<5,867.>
e			1,128.
f			16.
g			16.
h			20.
i			<285,794.>
j			
k			
l			
m			
n			
o			

2 Capital gain net income or (net capital loss) { If gain, also enter in Part I, line 7 If (loss), enter "-0-" in Part I, line 7 }	2	<343,233.>
3 Net short-term capital gain or (loss) as defined in sections 1222(5) and (6): If gain, also enter in Part I, line 8, column (c). If (loss), enter "-0-" in Part I, line 8	3	N/A

FORM 990-PF GAIN OR (LOSS) FROM SALE OF ASSETS STATEMENT 1

(A) DESCRIPTION OF PROPERTY	(B) GROSS SALES PRICE	(C) COST OR OTHER BASIS	(D) EXPENSE OF SALE	(E) DEPREC.	(F) GAIN OR LOSS
SMITH BARNEY (GABAY) - SEE ATTACHED	100,000.	99,950.	0.	0.	50.

(A) DESCRIPTION OF PROPERTY	(B) GROSS SALES PRICE	(C) COST OR OTHER BASIS	(D) EXPENSE OF SALE	(E) DEPREC.	(F) GAIN OR LOSS
SMITH BARNEY (GABAY) - SEE ATTACHED	1,423,365.	1,459,236.	0.	0.	<35,871.>

(A) DESCRIPTION OF PROPERTY	(B) GROSS SALES PRICE	(C) COST OR OTHER BASIS	(D) EXPENSE OF SALE	(E) DEPREC.	(F) GAIN OR LOSS
SMITH BARNEY (BLOOM) - SEE ATTACHED	439,069.	456,000.	0.	0.	<16,931.>

(A) DESCRIPTION OF PROPERTY	(B) GROSS SALES PRICE	(C) COST OR OTHER BASIS	(D) EXPENSE OF SALE	(E) DEPREC.	(F) GAIN OR LOSS
SMITH BARNEY (BLOOM) - SEE ATTACHED	1,171,933.	1,177,800.	0.	0.	<5,867.>

(A) DESCRIPTION OF PROPERTY	(B) GROSS SALES PRICE	(C) COST OR OTHER BASIS	(D) EXPENSE OF SALE	(E) DEPREC.	(F) GAIN OR LOSS
WACHOVIA - SEE ATTACHED	1,579,587.	1,578,459.	0.	0.	1,128.

(A) DESCRIPTION OF PROPERTY	(B) GROSS SALES PRICE	(C) COST OR OTHER BASIS	(D) EXPENSE OF SALE	(E) DEPREC.	(F) GAIN OR LOSS
WACHOVIA - SEE ATTACHED	50,000.	49,984.	0.	0.	16.

(A) DESCRIPTION OF PROPERTY	(B) GROSS SALES PRICE	(C) COST OR OTHER BASIS	(D) EXPENSE OF SALE	(E) DEPREC.	(F) GAIN OR LOSS
AMER INTL GP INC NEW	16.	0.	0.	0.	16.

(A) DESCRIPTION OF PROPERTY	(B) GROSS SALES PRICE	(C) COST OR OTHER BASIS	(D) EXPENSE OF SALE	(E) DEPREC.	(F) GAIN OR LOSS
WELLS FARGO & CO NEW	20.	0.	0.	0.	20.

(A) DESCRIPTION OF PROPERTY	(B) GROSS SALES PRICE	(C) COST OR OTHER BASIS	(D) EXPENSE OF SALE	(E) DEPREC.	(F) GAIN OR LOSS
WALDEN CAPITAL PARTNERS L.P.	0.	285,794.	0.	0.	<285,794.>

CAPITAL GAINS DIVIDENDS FROM PART IV					0.
TOTAL TO FORM 990-PF, PART I, LINE 6A					<343,233.>

FORM 990-PF INTEREST ON SAVINGS AND TEMPORARY CASH INVESTMENTS STATEMENT 2

SOURCE	AMOUNT
CHECKING ACCOUNT	164.
LESS AMORT OF BOND PREMIUMS	<3,308.>
MORGAN STANLEY	604.
THRU SMITH BARNEY (BLOOM)	105,335.
THRU SMITH BARNEY (GABAY)	129,248.
THRU WACHOVIA	91,343.
TOTAL TO FORM 990-PF, PART I, LINE 3, COLUMN A	323,386.

FORM 990-PF DIVIDENDS AND INTEREST FROM SECURITIES STATEMENT 3

SOURCE	GROSS AMOUNT	CAPITAL GAINS DIVIDENDS	COLUMN (A) AMOUNT
MORGAN STANLEY	39,985.	0.	39,985.
THRU SMITH BARNEY (BLOOM)	6,225.	0.	6,225.
THRU SMITH BARNEY (GABAY)	4,695.	0.	4,695.
THRU WACHOVIA	17,773.	0.	17,773.
TOTAL TO FM 990-PF, PART I, LN 4	68,678.	0.	68,678.

FORM 990-PF OTHER INCOME STATEMENT 4

DESCRIPTION	(A) REVENUE PER BOOKS	(B) NET INVESTMENT INCOME	(C) ADJUSTED NET INCOME
CLASS ACTION SETTLEMENT	67.	67.	
ROBBINS RIGHTS TRUST	2,353,296.	2,353,296.	
ARBUTUS LIMITED PARTNERSHIP	54,010.	54,010.	
TEVYE COMPANY	10,797.	10,797.	
WALDEN CAPITAL PARTNERS	<30,030.>	<30,030.>	
GOLDSTEIN CAPITAL BOND PORTFOLIO	6,445.	6,445.	
TOTAL TO FORM 990-PF, PART I, LINE 11	2,394,585.	2,394,585.	

FORM 990-PF LEGAL FEES STATEMENT 5

DESCRIPTION	(A) EXPENSES PER BOOKS	(B) NET INVESTMENT INCOME	(C) ADJUSTED NET INCOME	(D) CHARITABLE PURPOSES
LEGAL	740.	0.		740.
TO FM 990-PF, PG 1, LN 16A	740.	0.		740.

FORM 990-PF	ACCOUNTING FEES			STATEMENT 6
DESCRIPTION	(A) EXPENSES PER BOOKS	(B) NET INVEST- MENT INCOME	(C) ADJUSTED NET INCOME	(D) CHARITABLE PURPOSES
ACCOUNTING FEE	8,525.	0.		8,525.
TO FORM 990-PF, PG 1, LN 16B	8,525.	0.		8,525.

FORM 990-PF	OTHER PROFESSIONAL FEES			STATEMENT 7
DESCRIPTION	(A) EXPENSES PER BOOKS	(B) NET INVEST- MENT INCOME	(C) ADJUSTED NET INCOME	(D) CHARITABLE PURPOSES
INVESTMENT FEES	77,762.	77,762.		0.
TO FORM 990-PF, PG 1, LN 16C	77,762.	77,762.		0.

FORM 990-PF	TAXES			STATEMENT 8
DESCRIPTION	(A) EXPENSES PER BOOKS	(B) NET INVEST- MENT INCOME	(C) ADJUSTED NET INCOME	(D) CHARITABLE PURPOSES
EXCISE TAXES	19,733.	0.		0.
TO FORM 990-PF, PG 1, LN 18	19,733.	0.		0.

FORM 990-PF	OTHER EXPENSES			STATEMENT 9
DESCRIPTION	(A) EXPENSES PER BOOKS	(B) NET INVEST- MENT INCOME	(C) ADJUSTED NET INCOME	(D) CHARITABLE PURPOSES
NYS REGISTRATION FEE	750.	0.		750.
EXPENSES RELATED TO COPYRIGHT INCOME	177,617.	177,617.		0.
COPYRIGHT AMORTIZATION	126,876.	126,876.		0.
PRIZE EXPENSES	24,215.	0.		24,215.
TRAVEL	18,671.	0.		18,671.
NON-DEDUCTIBLE EXPENSES	2,231.	0.		0.

FORFEITED SECURITY DEPOSIT	604.	604.	0.
TO FORM 990-PF, PG 1, LN 23	350,964.	305,097.	43,636.

FORM 990-PF U.S. AND STATE/CITY GOVERNMENT OBLIGATIONS STATEMENT 10

DESCRIPTION	U.S. GOV'T	OTHER GOV'T	BOOK VALUE	FAIR MARKET VALUE
THRU SMITH BARNEY (BLOOM)	X		1,348,000.	1,357,086.
THRU SMITH BARNEY (GABAY)	X		2,063,980.	2,078,831.
THRU WACHOVIA	X		2,387,650.	2,409,400.
TOTAL U.S. GOVERNMENT OBLIGATIONS			5,799,630.	5,845,317.
TOTAL STATE AND MUNICIPAL GOVERNMENT OBLIGATIONS				
TOTAL TO FORM 990-PF, PART II, LINE 10A			5,799,630.	5,845,317.

FORM 990-PF CORPORATE STOCK STATEMENT 11

DESCRIPTION	BOOK VALUE	FAIR MARKET VALUE
MORGAN STANLEY	2,007,085.	1,634,680.
TOTAL TO FORM 990-PF, PART II, LINE 10B	2,007,085.	1,634,680.

FORM 990-PF CORPORATE BONDS STATEMENT 12

DESCRIPTION	BOOK VALUE	FAIR MARKET VALUE
THRU SMITH BARNEY (BLOOM)	876,569.	852,636.
THRU SMITH BARNEY (GABAY)	833,566.	765,651.
THRU WACHOVIA	804,663.	790,670.
MORGAN STANLEY	0.	0.
TOTAL TO FORM 990-PF, PART II, LINE 10C	2,514,798.	2,408,957.

FORM 990-PF OTHER INVESTMENTS STATEMENT 13

DESCRIPTION	VALUATION METHOD	BOOK VALUE	FAIR MARKET VALUE
GNMA PL #572931X	FMV	9,582.	4,632.
GOLDSTEIN CAPITAL BOND PORTFOLIO	FMV		
OFFSHORE FUND		256,445.	425,817.
J. ROBBINS COPYRIGHT INTERESTS	COST	6,343,802.	7,855,303.
LESS: COPYRIGHT AMORITIZATION - ACCUMULATED	COST	<1,287,165.>	<1,287,165.>
LESS: COPYRIGHT AMORITIZATION - CURRENT	COST	<126,876.>	<126,876.>
MORGAN STANLEY - MUTUAL FUND	FMV	15,406.	14,780.
TOTAL TO FORM 990-PF, PART II, LINE 13		5,211,194.	6,886,491.

FORM 990-PF OTHER ASSETS STATEMENT 14

DESCRIPTION	BEGINNING OF YR BOOK VALUE	END OF YEAR BOOK VALUE	FAIR MARKET VALUE
ADDITIONAL INVESTMENT - DUNE ROAD	362,573.	423,871.	423,871.
OFFICE SECURITY DEPOSIT	604.	0.	0.
PERSONAL PROPERTY	10,695.	10,695.	10,695.
REAL ESTATE LOCATED AT 139 DUNE ROAD	68,611.	68,611.	68,611.
TEVYE COMPANY L.P.	83,404.	83,404.	42,000.
WALDEN CAPITAL PARTNERS L.P.	315,824.	0.	0.
ARBUTUS SHOPPING CENTER L.P.	<118,737.>	<98,028.>	303,244.
"BOTTLE DANCERS" MONUMENT	15,838.	15,838.	15,838.
TO FORM 990-PF, PART II, LINE 15	738,812.	504,391.	864,259.

FORM 990-PF

GRANT APPLICATION SUBMISSION INFORMATION  
PART XV, LINES 2A THROUGH 2D

STATEMENT 15

NAME AND ADDRESS OF PERSON TO WHOM APPLICATIONS SHOULD BE SUBMITTED

CHRISTOPHER PENNINGTON  
708 THIRD AVENUE, 21ST FLOOR  
NEW YORK, NY 10017

TELEPHONE NUMBER

212 367-8956

FORM AND CONTENT OF APPLICATIONS

APPLICATIONS SHOULD INCLUDE A COMPLETE DESCRIPTION OF THE ORGANIZATION,  
SOURCES OF FUNDING, FINANCIAL INFORMATION AND TAX EXEMPT STATUS. FOR MORE  
DETAILED INSTRUCTIONS SEE WWW.JEROMEROBBINS.ORG

ANY SUBMISSION DEADLINES

NONE

RESTRICTIONS AND LIMITATIONS ON AWARDS

NONE