



See a Social Security Number? Say Something!  
Report Privacy Problems to <https://public.resource.org/privacy>  
Or call the IRS Identity Theft Hotline at 1-800-908-4490



Form **990-PF**

Department of the Treasury  
Internal Revenue Service

Return of Private Foundation

or Section 4947(a)(1) Nonexempt Charitable Trust

Treated as a Private Foundation

OMB No 1545-0052

**2008**

**Note:** *The foundation may be able to use a copy of this return to satisfy state reporting requirements*

For calendar year 2008 , or tax year beginning 10-01-2008 and ending 09-30-2009

G

Check all that apply

☐ Initial return

☐ Final return

☐ Amended return

☐ Address change

☐ Name change

Use the IRS label. Otherwise, print or type. See Specific Instructions.

Name of foundation  
CHERYL CHASE & STUART BEAR FAMILY FOUNDATION INC

Number and street (or P O box number if mail is not delivered to street address)  
CHASE ENTERPGOODWIN SQ225 ASYLUM ST  
No FL 29

Room/  
suite

City or town, state, and ZIP code  
HARTFORD, CT 06103

A Employer identification number  
06-1562154

B Telephone number (see the instructions)  
(860) 549-1674

C If exemption application is pending, check here ☐

D 1. Foreign organizations, check here ☐

2. Foreign organizations meeting the 85% test, check here and attach computation ☐

E If private foundation status was terminated under section 507(b)(1)(A), check here ☐

F If the foundation is in a 60-month termination under section 507(b)(1)(B), check here ☐

H Check type of organization ☒ Section 501(c)(3) exempt private foundation

☐ Section 4947(a)(1) nonexempt charitable trust

☐ Other taxable private foundation

I Fair market value of all assets at end of year (from Part II, col. (c), line 16)☐\$ 1,833,515

J Accounting method ☐ Cash ☒ Accrual ☐ Other (specify) \_\_\_\_\_  
(Part I, column (d) must be on cash basis.)

Part I Analysis of Revenue and Expenses <small>(The total of amounts in columns (b), (c), and (d) may not necessarily equal the amounts in column (a) (see the instructions) )</small>		(a) Revenue and expenses per books	(b) Net investment income	(c) Adjusted net income	(d) Disbursements for charitable purposes (cash basis only)
Revenue	1 Contributions, gifts, grants, etc , received (attach schedule)	32,514			
	2 Check <input type="checkbox"/> if the foundation is <b>not</b> required to attach Sch B				
	3 Interest on savings and temporary cash investments				
	4 Dividends and interest from securities. . . . .	110,610	110,610		
	5a Gross rents . . . . .				
	b Net rental income or (loss) _____				
	6a Net gain or (loss) from sale of assets not on line 10	-97,972			
	b Gross sales price for all assets on line 6a _____ 629,372				
	7 Capital gain net income (from Part IV, line 2) . . . .		0		
	8 Net short-term capital gain . . . . .				
	9 Income modifications . . . . .				
	10a Gross sales less returns and allowances				
	b Less Cost of goods sold . . . . .				
Operating and Administrative Expenses	c Gross profit or (loss) (attach schedule) . . . . .				
	11 Other income (attach schedule) . . . . .				
	12 <b>Total.</b> Add lines 1 through 11 . . . . .	45,152	110,610		
	13 Compensation of officers, directors, trustees, etc	0	0		0
	14 Other employee salaries and wages . . . . .				
	15 Pension plans, employee benefits . . . . .				
	16a Legal fees (attach schedule) . . . . .	25	23		2
	b Accounting fees (attach schedule) . . . . .	7,500	6,750		750
	c Other professional fees (attach schedule) . . . . .				
	17 Interest . . . . .	24,181	0		0
	18 Taxes (attach schedule) (see the instructions) . . . .	2,083	83		0
	19 Depreciation (attach schedule) and depletion . . . .				
	20 Occupancy . . . . .				
	21 Travel, conferences, and meetings . . . . .				
	22 Printing and publications . . . . .				
	23 Other expenses (attach schedule) . . . . .	2,563	2,563		0
	24 <b>Total operating and administrative expenses.</b>				
	Add lines 13 through 23 . . . . .	36,352	9,419		752
	25 Contributions, gifts, grants paid . . . . .	425,595			424,275
	26 <b>Total expenses and disbursements.</b> Add lines 24 and 25	461,947	9,419		425,027
	27 Subtract line 26 from line 12				
	a <b>Excess of revenue over expenses and disbursements</b>	-416,795			
	b <b>Net investment income</b> (if negative, enter -0-)		101,191		
	c <b>Adjusted net income</b> (if negative, enter -0-)				

For Privacy Act and Paperwork Reduction Act Notice, see the instructions.

Cat No 11289X

Form **990-PF** (2008)

Part II Balance Sheets		Attached schedules and amounts in the description column should be for end-of-year amounts only (See instructions)	Beginning of year	End of year	
			(a) Book Value	(b) Book Value	(c) Fair Market Value
Assets	1	Cash—non-interest-bearing . . . . .	17,608	381,265	381,265
	2	Savings and temporary cash investments . . . . .			
	3	Accounts receivable ▶ _____ Less allowance for doubtful accounts ▶ _____			
	4	Pledges receivable ▶ _____ Less allowance for doubtful accounts ▶ _____			
	5	Grants receivable . . . . .			
	6	Receivables due from officers, directors, trustees, and other disqualified persons (attach schedule) (see the instructions) . . . . .			
	7	Other notes and loans receivable (attach schedule) ▶ _____ Less allowance for doubtful accounts ▶ _____			
	8	Inventories for sale or use . . . . .			
	9	Prepaid expenses and deferred charges . . . . .			
	10a	Investments—U S and state government obligations (attach schedule)			
	b	Investments—corporate stock (attach schedule) . . . . .	1,894,542	1,319,310	1,451,450
	c	Investments—corporate bonds (attach schedule) . . . . .			
	11	Investments—land, buildings, and equipment basis ▶ _____ Less accumulated depreciation (attach schedule) ▶ _____			
	12	Investments—mortgage loans . . . . .			
	13	Investments—other (attach schedule) . . . . .			
	14	Land, buildings, and equipment basis ▶ _____ Less accumulated depreciation (attach schedule) ▶ _____			
15	Other assets (describe ▶ _____)	0	800	800	
16	Total assets (to be completed by all filers—see the instructions Also, see page 1, item I)	1,912,150	1,701,375	1,833,515	
Liabilities	17	Accounts payable and accrued expenses . . . . .	7,500	8,820	
	18	Grants payable . . . . .			
	19	Deferred revenue . . . . .			
	20	Loans from officers, directors, trustees, and other disqualified persons	2,287,690	2,492,390	
	21	Mortgages and other notes payable (attach schedule) . . . . .			
	22	Other liabilities (describe ▶ _____)			
	23	Total liabilities (add lines 17 through 22) . . . . .	2,295,190	2,501,210	
Net Assets or Fund Balances	Foundations that follow SFAS 117, check here ▶ <input checked="" type="checkbox"/> and complete lines 24 through 26 and lines 30 and 31.				
	24	Unrestricted . . . . .	-383,040	-799,835	
	25	Temporarily restricted . . . . .			
	26	Permanently restricted . . . . .			
	Foundations that do not follow SFAS 117, check here ▶ <input type="checkbox"/> and complete lines 27 through 31.				
	27	Capital stock, trust principal, or current funds . . . . .			
	28	Paid-in or capital surplus, or land, bldg , and equipment fund			
	29	Retained earnings, accumulated income, endowment, or other funds			
	30	Total net assets or fund balances (see the instructions)	-383,040	-799,835	
31	Total liabilities and net assets/fund balances (see the instructions)	1,912,150	1,701,375		

Part III Analysis of Changes in Net Assets or Fund Balances

1	Total net assets or fund balances at beginning of year—Part II, column (a), line 30 (must agree with end-of-year figure reported on prior year’s return) . . . . .	1	-383,040
2	Enter amount from Part I, line 27a . . . . .	2	-416,795
3	Other increases not included in line 2 (itemize) ▶ _____	3	0
4	Add lines 1, 2, and 3 . . . . .	4	-799,835
5	Decreases not included in line 2 (itemize) ▶ _____	5	0
6	Total net assets or fund balances at end of year (line 4 minus line 5)—Part II, column (b), line 30 . . . . .	6	-799,835

Part IV

Capital Gains and Losses for Tax on Investment Income

(a) List and describe the kind(s) of property sold (e g , real estate, 2-story brick warehouse, or common stock, 200 shs MLC Co )		(b) How acquired P—Purchase D—Donation	(c) Date acquired (mo , day, yr )	(d) Date sold (mo , day, yr )
1a	See Additional Data Table			
b				
c				
d				
e				
(e) Gross sales price		(f) Depreciation allowed (or allowable)	(g) Cost or other basis plus expense of sale	
a	See Additional Data Table			
b				
c				
d				
e				
Complete only for assets showing gain in column (h) and owned by the foundation on 12/31/69			(I) Gains (Col (h) gain minus col (k), but not less than -0-) or Losses (from col (h))	
(i) F M V as of 12/31/69		(j) Adjusted basis as of 12/31/69	(k) Excess of col (i) over col (j), if any	
a	See Additional Data Table			
b				
c				
d				
e				
2	Capital gain net income or (net capital loss)	{ If gain, also enter in Part I, line 7 If (loss), enter -0- in Part I, line 7 }		2 -97,972
3	Net short-term capital gain or (loss) as defined in sections 1222(5) and (6)  If gain, also enter in Part I, line 8, column (c) (see the instructions) If (loss), enter -0- in Part I, line 8 . . . . .	{ }		3

Part V

Qualification Under Section 4940(e) for Reduced Tax on Net Investment Income

(For optional use by domestic private foundations subject to the section 4940(a) tax on net investment income )

If section 4940(d)(2) applies, leave this part blank

Was the foundation liable for the section 4942 tax on the distributable amount of any year in the base period? ☐ Yes ☒ No  
If “Yes,” the foundation does not qualify under section 4940(e) Do not complete this part

1 Enter the appropriate amount in each column for each year, see the instructions before making any entries			
(a) Base period years Calendar year (or tax year beginning in)	(b) Adjusted qualifying distributions	(c) Net value of noncharitable-use assets	(d) Distribution ratio (col (b) divided by col (c))
2007	471,543	2,355,104	0 200222
2006	283,856	1,843,632	0 153966
2005	273,915	2,389,126	0 114651
2004	1,189,566	2,148,191	0 553752
2003	846,747	2,470,788	0 342703
2	Total of line 1, column (d). . . . .		2 1 365294
3	Average distribution ratio for the 5-year base period—divide the total on line 2 by 5, or by the number of years the foundation has been in existence if less than 5 years . . . . .		3 0 273059
4	Enter the net value of noncharitable-use assets for 2008 from Part X, line 5. . . . .		4 1,800,592
5	Multiply line 4 by line 3. . . . .		5 491,668
6	Enter 1% of net investment income (1% of Part I, line 27b). . . . .		6 1,012
7	Add lines 5 and 6. . . . .		7 492,680
8	Enter qualifying distributions from Part XII, line 4. . . . . If line 8 is equal to or greater than line 7, check the box in Part VI, line 1b, and complete that part using a 1% tax rate See the Part VI instructions		8 425,027

<b>Part VI</b> <b>Excise Tax Based on Investment Income (Section 4940(a), 4940(b), 4940(e), or 4948—see the instructions)</b>							
<b>1a</b> Exempt operating foundations described in section 4940(d)(2), check here <input type="checkbox"/> and enter "N/A" on line 1		<b>1</b>	2,024				
Date of ruling letter _____ <b>(attach copy of ruling letter if necessary—see instructions)</b>							
<b>b</b> Domestic foundations that meet the section 4940(e) requirements in Part V, check here <input type="checkbox"/> and enter 1% of Part I, line 27b . . . . .							
<b>c</b> All other domestic foundations enter 2% of line 27b    Exempt foreign organizations enter 4% of Part I, line 12, col (b)		<b>2</b>	0				
<b>2</b> Tax under section 511 (domestic section 4947(a)(1) trusts and taxable foundations only    Others enter -0-)							
<b>3</b> Add lines 1 and 2. . . . .				<b>3</b>	2,024		
<b>4</b> Subtitle A (income) tax (domestic section 4947(a)(1) trusts and taxable foundations only    Others enter -0-)						<b>4</b>	0
<b>5</b> <b>Tax based on investment income.</b> Subtract line 4 from line 3    If zero or less, enter -0- . . . . .		<b>5</b>	2,024				
<b>6</b> Credits/Payments							
<b>a</b> 2008 estimated tax payments and 2007 overpayment credited to 2008	<b>6a</b>			2,353			
<b>b</b> Exempt foreign organizations—tax withheld at source . . . . .	<b>6b</b>						
<b>c</b> Tax paid with application for extension of time to file (Form 8868)	<b>6c</b>						
<b>d</b> Backup withholding erroneously withheld . . . . .	<b>6d</b>						
<b>7</b> Total credits and payments    Add lines 6a through 6d. . . . .		<b>7</b>	2,353				
<b>8</b> Enter any <b>penalty</b> for underpayment of estimated tax    Check here <input type="checkbox"/> if Form 2220 is attached		<b>8</b>					
<b>9</b> <b>Tax due.</b> If the total of lines 5 and 8 is more than line 7, enter <b>amount owed</b> . . . . . <input type="checkbox"/>		<b>9</b>					
<b>10</b> <b>Overpayment.</b> If line 7 is more than the total of lines 5 and 8, enter the <b>amount overpaid</b> . . . <input type="checkbox"/>		<b>10</b>	329				
<b>11</b> Enter the amount of line 10 to be <b>Credited to 2009 estimated tax</b> <input type="checkbox"/> 329 <b>Refunded</b> <input type="checkbox"/>		<b>11</b>	0				

<b>Part VII-A</b> <b>Statements Regarding Activities</b>				
<b>1a</b> During the tax year, did the foundation attempt to influence any national, state, or local legislation or did it participate or intervene in any political campaign? . . . . .		<b>1a</b>	<b>Yes</b>	<b>No</b>
<b>b</b> Did it spend more than \$100 during the year (either directly or indirectly) for political purposes (see the instructions for definition)? . . . . .		<b>1b</b>		<b>No</b>
<i>If the answer is "Yes" to 1a or 1b, attach a detailed description of the activities and copies of any materials published or distributed by the foundation in connection with the activities.</i>				
<b>c</b> Did the foundation file <b>Form 1120-POL</b> for this year?. . . . .		<b>1c</b>		<b>No</b>
<b>d</b> Enter the amount (if any) of tax on political expenditures (section 4955) imposed during the year <b>(1)</b> On the foundation <input type="checkbox"/> \$ _____ 0 <b>(2)</b> On foundation managers <input type="checkbox"/> \$ _____ 0				
<b>e</b> Enter the reimbursement (if any) paid by the foundation during the year for political expenditure tax imposed on foundation managers <input type="checkbox"/> \$ _____ 0				
<b>2</b> Has the foundation engaged in any activities that have not previously been reported to the IRS? . . . . . <i>If "Yes," attach a detailed description of the activities.</i>		<b>2</b>		<b>No</b>
<b>3</b> Has the foundation made any changes, not previously reported to the IRS, in its governing instrument, articles of incorporation, or bylaws, or other similar instruments? <i>If "Yes," attach a conformed copy of the changes</i> . . . . .		<b>3</b>		<b>No</b>
<b>4a</b> Did the foundation have unrelated business gross income of \$1,000 or more during the year?. . . . .		<b>4a</b>		<b>No</b>
<b>b</b> If "Yes," has it filed a tax return on <b>Form 990-T</b> for this year?. . . . .		<b>4b</b>		
<b>5</b> Was there a liquidation, termination, dissolution, or substantial contraction during the year? . . . . . <i>If "Yes," attach the statement required by General Instruction T.</i>		<b>5</b>		<b>No</b>
<b>6</b> Are the requirements of section 508(e) (relating to sections 4941 through 4945) satisfied either • By language in the governing instrument, or • By state legislation that effectively amends the governing instrument so that no mandatory directions that conflict with the state law remain in the governing instrument? . . . . .		<b>6</b>	<b>Yes</b>	
<b>7</b> Did the foundation have at least \$5,000 in assets at any time during the year? <i>If "Yes," complete Part II, col (c), and Part XV</i>		<b>7</b>	<b>Yes</b>	
<b>8a</b> Enter the states to which the foundation reports or with which it is registered (see the instructions) <input type="checkbox"/> CT _____				
<b>b</b> If the answer is "Yes" to line 7, has the foundation furnished a copy of Form 990-PF to the Attorney General (or designate) of each state as required by General Instruction G? <i>If "No," attach explanation .</i>		<b>8b</b>	<b>Yes</b>	
<b>9</b> Is the foundation claiming status as a private operating foundation within the meaning of section 4942(j)(3) or 4942(j)(5) for calendar year 2008 or the taxable year beginning in 2008 (see instructions for Part XIV)? <i>If "Yes," complete Part XIV</i> . . . . .		<b>9</b>		<b>No</b>
<b>10</b> Did any persons become substantial contributors during the tax year? <i>If "Yes," attach a schedule listing their names and addresses</i>		<b>10</b>		<b>No</b>

Part VII-A

Statements Regarding Activities Continued

11	At any time during the year, did the foundation, directly or indirectly, own a controlled entity within the meaning of section 512(b)(13)? If "Yes," attach schedule (see page 20 of the instructions)	11a		No
12	Did the foundation acquire a direct or indirect interest in any applicable insurance contract?	12		No
13	Did the foundation comply with the public inspection requirements for its annual returns and exemption application?	13	Yes	
Web site address N/A				
14	The books are in care of JOHN P REDDING Telephone no (860) 549-1674			
	Located at GOODWIN SQ 225 ASYLUM ST 29TH FL HARTFORD CT ZIP+4 06103			
15	Section 4947(a)(1) nonexempt charitable trusts filing Form 990-PF in lieu of Form 1041—Check here and enter the amount of tax-exempt interest received or accrued during the year.	15		

Part VII-B

Statements Regarding Activities for Which Form 4720 May Be Required

File Form 4720 if any item is checked in the "Yes" column, unless an exception applies.			Yes	No
1a	During the year did the foundation (either directly or indirectly)			
	(1) Engage in the sale or exchange, or leasing of property with a disqualified person?			
	(2) Borrow money from, lend money to, or otherwise extend credit to (or accept it from) a disqualified person?			
	(3) Furnish goods, services, or facilities to (or accept them from) a disqualified person?			
	(4) Pay compensation to, or pay or reimburse the expenses of, a disqualified person?			
	(5) Transfer any income or assets to a disqualified person (or make any of either available for the benefit or use of a disqualified person)?			
	(6) Agree to pay money or property to a government official? (Exception. Check "No" if the foundation agreed to make a grant to or to employ the official for a period after termination of government service, if terminating within 90 days ).			
b	If any answer is "Yes" to 1a(1)–(6), did any of the acts fail to qualify under the exceptions described in Regulations section 53.4941(d)-3 or in a current notice regarding disaster assistance (see the instructions)?	1b		No
c	Did the foundation engage in a prior year in any of the acts described in 1a, other than excepted acts, that were not corrected before the first day of the tax year beginning in 2008?	1c		No
2	Taxes on failure to distribute income (section 4942) (does not apply for years the foundation was a private operating foundation defined in section 4942(j)(3) or 4942(j)(5))			
a	At the end of tax year 2008, did the foundation have any undistributed income (lines 6d and 6e, Part XIII) for tax year(s) beginning before 2008?			
b	Are there any years listed in 2a for which the foundation is not applying the provisions of section 4942(a)(2) (relating to incorrect valuation of assets) to the year's undistributed income? (If applying section 4942(a)(2) to all years listed, answer "No" and attach statement—see the instructions ).	2b		
c	If the provisions of section 4942(a)(2) are being applied to any of the years listed in 2a, list the years here			
3a	Did the foundation hold more than a 2% direct or indirect interest in any business enterprise at any time during the year?			
b	If "Yes," did it have excess business holdings in 2008 as a result of (1) any purchase by the foundation or disqualified persons after May 26, 1969, (2) the lapse of the 5-year period (or longer period approved by the Commissioner under section 4943(c)(7)) to dispose of holdings acquired by gift or bequest, or (3) the lapse of the 10-, 15-, or 20-year first phase holding period? (Use Schedule C, Form 4720, to determine if the foundation had excess business holdings in 2008.).	3b		
4a	Did the foundation invest during the year any amount in a manner that would jeopardize its charitable purposes?	4a		No
b	Did the foundation make any investment in a prior year (but after December 31, 1969) that could jeopardize its charitable purpose that had not been removed from jeopardy before the first day of the tax year beginning in 2008?	4b		No

Part VII-B

Statements Regarding Activities for Which Form 4720 May Be Required

Continued

5a During the year did the foundation pay or incur any amount to				
(1) Carry on propaganda, or otherwise attempt to influence legislation (section 4945(e))?		<input type="checkbox"/> Yes	<input checked="" type="checkbox"/> No	
(2) Influence the outcome of any specific public election (see section 4955), or to carry on, directly or indirectly, any voter registration drive?		<input type="checkbox"/> Yes	<input checked="" type="checkbox"/> No	
(3) Provide a grant to an individual for travel, study, or other similar purposes?		<input type="checkbox"/> Yes	<input checked="" type="checkbox"/> No	
(4) Provide a grant to an organization other than a charitable, etc , organization described in section 509(a)(1), (2), or (3), or section 4940(d)(2)? (see instructions).		<input type="checkbox"/> Yes	<input checked="" type="checkbox"/> No	
(5) Provide for any purpose other than religious, charitable, scientific, literary, or educational purposes, or for the prevention of cruelty to children or animals?		<input type="checkbox"/> Yes	<input checked="" type="checkbox"/> No	
b If any answer is "Yes" to 5a(1)–(5), did <b>any</b> of the transactions fail to qualify under the exceptions described in Regulations section 53.4945 or in a current notice regarding disaster assistance (see the instructions)?		5b		
Organizations relying on a current notice regarding disaster assistance check here.				
c If the answer is "Yes" to question 5a(4), does the foundation claim exemption from the tax because it maintained expenditure responsibility for the grant?		<input type="checkbox"/> Yes	<input type="checkbox"/> No	
If "Yes," attach the statement required by Regulations section 53.4945–5(d).				
6a Did the foundation, during the year, receive any funds, directly or indirectly, to pay premiums on a personal benefit contract?		<input type="checkbox"/> Yes	<input checked="" type="checkbox"/> No	
b Did the foundation, during the year, pay premiums, directly or indirectly, on a personal benefit contract?		6b		No
If you answered "Yes" to 6b, also file Form 8870.				
7a At any time during the tax year, was the foundation a party to a prohibited tax shelter transaction?		<input type="checkbox"/> Yes	<input checked="" type="checkbox"/> No	
b If yes, did the foundation receive any proceeds or have any net income attributable to the transaction?		7b		

Part VIII

Information About Officers, Directors, Trustees, Foundation Managers, Highly Paid Employees, and Contractors

1 List all officers, directors, trustees, foundation managers and their compensation (see the instructions).				
(a) Name and address	(b) Title, and average hours per week devoted to position	(c) Compensation (If not paid, enter -0-)	(d) Contributions to employee benefit plans and deferred compensation	(e) Expense account, other allowances
CHERYL A CHASE	PRESIDENT/CHAIRMAN	0	0	0
C/O CHASE ENT 225 ASYLUM ST29TH FL HARTFORD,CT 06103	5 00			
JOHN P REDDING	VICE PRESIDENT/SECRETARY/DIRECTOR	0	0	0
C/O CHASE ENT 225 ASYLUM ST29TH FL HARTFORD,CT 06103	1 00			
DAVID T CHASE	DIRECTOR	0	0	0
C/O CHASE ENT 225 ASYLUM ST29TH FL HARTFORD,CT 06103	1 00			
2 Compensation of five highest-paid employees (other than those included on line 1—see the instructions). If none, enter "NONE."				
(a) Name and address of each employee paid more than \$50,000	(b) Title and average hours per week devoted to position	(c) Compensation	(d) Contributions to employee benefit plans and deferred compensation	(e) Expense account, other allowances
NONE				
Total number of other employees paid over \$50,000.				0

## Part VIII Information About Officers and Contractors Continued

**3 Five highest-paid independent contractors for professional services—(see the instructions). If none, enter "NONE."**

(a) Name and address of each person paid more than \$50,000	(b) Type of service	(c) Compensation
NONE		
Total number of others receiving over \$50,000 for professional services.	▶	0

## Part IX-A Summary of Direct Charitable Activities

List the foundation's four largest direct charitable activities during the tax year. Include relevant statistical information such as the number of organizations and other beneficiaries served, conferences convened, research papers produced, etc.		Expenses
<b>1</b>		
<b>2</b>		
<b>3</b>		
<b>4</b>		

**Part IX-B Summary of Program-Related Investments** (see the instructions)

Describe the two largest program-related investments made by the foundation during the tax year on lines 1 and 2	Amount
<b>1</b>	
<b>2</b>	
All other program-related investments See the instructions	
<b>3</b>	
<b>Total</b> Add lines 1 through 3.	0



Part X

Minimum Investment Return (All domestic foundations must complete this part. Foreign foundations, see page 24 of the instructions.)

1	Fair market value of assets not used (or held for use) directly in carrying out charitable, etc , purposes		
a	Average monthly fair market value of securities. . . . .	1a	1,744,200
b	Average of monthly cash balances. . . . .	1b	83,342
c	Fair market value of all other assets (see the instructions). . . . .	1c	470
d	Total (add lines 1a, b, and c). . . . .	1d	1,828,012
e	Reduction claimed for blockage or other factors reported on lines 1a and 1c (attach detailed explanation). . . . .	1e	0
2	Acquisition indebtedness applicable to line 1 assets. . . . .	2	0
3	Subtract line 2 from line 1d. . . . .	3	1,828,012
4	Cash deemed held for charitable activities Enter 1 1/2% of line 3 (for greater amount, see the instructions). . . . .	4	27,420
5	Net value of noncharitable-use assets. Subtract line 4 from line 3 Enter here and on Part V, line 4	5	1,800,592
6	Minimum investment return. Enter 5% of line 5. . . . .	6	90,030

Part XI

Distributable Amount (see page 25 of the instructions) (Section 4942(j)(3) and (j)(5) private operating foundations and certain foreign organizations check here ☒ and do not complete this part.)

1	Minimum investment return from Part X, line 6. . . . .	1	90,030
2a	Tax on investment income for 2008 from Part VI, line 5. . . . .	2a	2,024
b	Income tax for 2008 (This does not include the tax from Part VI ). . . . .	2b	
c	Add lines 2a and 2b. . . . .	2c	2,024
3	Distributable amount before adjustments Subtract line 2c from line 1. . . . .	3	88,006
4	Recoveries of amounts treated as qualifying distributions. . . . .	4	0
5	Add lines 3 and 4. . . . .	5	88,006
6	Deduction from distributable amount (see the instructions). . . . .	6	0
7	Distributable amount as adjusted Subtract line 6 from line 5 Enter here and on Part XIII, line 1. . . . .	7	88,006

Part XII

Qualifying Distributions (see page 25 of the instructions)

1	Amounts paid (including administrative expenses) to accomplish charitable, etc , purposes		
a	Expenses, contributions, gifts, etc —total from Part I, column (d), line 26. . . . .	1a	425,027
b	Program-related investments—total from Part IX-B. . . . .	1b	0
2	Amounts paid to acquire assets used (or held for use) directly in carrying out charitable, etc , purposes. . . . .	2	
3	Amounts set aside for specific charitable projects that satisfy the		
a	Suitability test (prior IRS approval required). . . . .	3a	
b	Cash distribution test (attach the required schedule). . . . .	3b	
4	Qualifying distributions. Add lines 1a through 3b Enter here and on Part V, line 8, and Part XIII, line 4	4	425,027
5	Foundations that qualify under section 4940(e) for the reduced rate of tax on net investment income Enter 1% of Part I, line 27b (see page 26 of the instructions) . . . . .	5	0
6	Adjusted qualifying distributions. Subtract line 5 from line 4. . . . .	6	425,027

**Note:** The amount on line 6 will be used in Part V, column (b), in subsequent years when calculating whether the foundation qualifies for the section 4940(e) reduction of tax in those years.

Part XIII

Undistributed Income (see page 26 of the instructions)

		(a) Corpus	(b) Years prior to 2007	(c) 2007	(d) 2008
1	Distributable amount for 2008 from Part XI, line 7				88,006
2	Undistributed income, if any, as of the end of 2007				
a	Enter amount for 2007 only. . . . .			0	
b	Total for prior years 20____, 20____, 20____		0		
3	Excess distributions carryover, if any, to 2008				
a	From 2003. . . . .				725,929
b	From 2004. . . . .				1,088,286
c	From 2005. . . . .				156,473
d	From 2006. . . . .				194,268
e	From 2007. . . . .				356,035
f	Total of lines 3a through e. . . . .	2,520,991			
4	Qualifying distributions for 2008 from Part XII, line 4 ▶ \$ 425,027				
a	Applied to 2007, but not more than line 2a			0	
b	Applied to undistributed income of prior years (Election required—see the instructions). . . .		0		
c	Treated as distributions out of corpus (Election required—see the instructions). . . . .	0			
d	Applied to 2008 distributable amount. . . . .				88,006
e	Remaining amount distributed out of corpus	337,021			
5	Excess distributions carryover applied to 2008 (If an amount appears in column (d), the same amount must be shown in column (a).)	0			0
6	Enter the net total of each column as indicated below:				
a	Corpus Add lines 3f, 4c, and 4e Subtract line 5	2,858,012			
b	Prior years' undistributed income Subtract line 4b from line 2b. . . . .		0		
c	Enter the amount of prior years' undistributed income for which a notice of deficiency has been issued, or on which the section 4942(a) tax has been previously assessed. . . . .		0		
d	Subtract line 6c from line 6b Taxable amount—see the instructions. . . . .		0		
e	Undistributed income for 2006 Subtract line 4a from line 2a Taxable amount—see the instructions. . . . .			0	
f	Undistributed income for 2008 Subtract lines 4d and 5 from line 1 This amount must be distributed in 2008. . . . .				0
7	Amounts treated as distributions out of corpus to satisfy requirements imposed by section 170(b)(1)(F) or 4942(g)(3) (see the instructions). . . . .	0			
8	Excess distributions carryover from 2002 not applied on line 5 or line 7 (see page 27 of the instructions). . . . .	725,929			
9	Excess distributions carryover to 2008. Subtract lines 7 and 8 from line 6a. . . . .	2,132,083			
10	Analysis of line 9				
a	From 2004. . . . .				1,088,286
b	From 2005. . . . .				156,473
c	From 2006. . . . .				194,268
d	From 2007. . . . .				356,035
e	From 2008. . . . .				337,021

Part XIV

Private Operating Foundations (see the instructions and Part VII-A, question 9)

1a

If the foundation has received a ruling or determination letter that it is a private operating foundation, and the ruling is effective for 2008, enter the date of the ruling.

b

Check box to indicate whether the organization is a private operating foundation described in section 4942(j)(3) or 4942(j)(5)

☐ 4942(j)(3) or ☐ 4942(j)(5)

2a	Enter the lesser of the adjusted net income from Part I or the minimum investment return from Part X for each year listed . . . . .	Tax year	Prior 3 years			(e) Total
		(a) 2008	(b) 2007	(c) 2006	(d) 2005	
b	85% of line 2a . . . . .					
c	Qualifying distributions from Part XII, line 4 for each year listed . . . . .					
d	Amounts included in line 2c not used directly for active conduct of exempt activities . . . . .					
e	Qualifying distributions made directly for active conduct of exempt activities. Subtract line 2d from line 2c . . . . .					
3	Complete 3a, b, or c for the alternative test relied upon					
a	"Assets" alternative test—enter					
	(1) Value of all assets . . . . .					
	(2) Value of assets qualifying under section 4942(j)(3)(B)(i)					
b	"Endowment" alternative test— enter 2/3 of minimum investment return shown in Part X, line 6 for each year listed. . . . .					
c	"Support" alternative test—enter					
	(1) Total support other than gross investment income (interest, dividends, rents, payments on securities loans (section 512(a)(5)), or royalties) . . . . .					
	(2) Support from general public and 5 or more exempt organizations as provided in section 4942(j)(3)(B)(iii). . . . .					
	(3) Largest amount of support from an exempt organization					
	(4) Gross investment income					

Part XV

Supplementary Information (Complete this part only if the organization had \$5,000 or more in assets at any time during the year—see the instructions.)

1

Information Regarding Foundation Managers:

a

List any managers of the foundation who have contributed more than 2% of the total contributions received by the foundation before the close of any tax year (but only if they have contributed more than \$5,000) (See section 507(d)(2) )

See Additional Data Table

b

List any managers of the foundation who own 10% or more of the stock of a corporation (or an equally large portion of the ownership of a partnership or other entity) of which the foundation has a 10% or greater interest

2

Information Regarding Contribution, Grant, Gift, Loan, Scholarship, etc., Programs:

Check here ☐ if the organization only makes contributions to preselected charitable organizations and does not accept unsolicited requests for funds. If the organization makes gifts, grants, etc. (see the instructions) to individuals or organizations under other conditions, complete items 2a, b, c, and d.

a

The name, address, and telephone number of the person to whom applications should be addressed

JOHN P REDDING CO CHASE ENTERPRISES  
GOODWIN SQ 225 ASYLUM ST  
HARTFORD,CT 06103  
(860) 549-1674

b

The form in which applications should be submitted and information and materials they should include

NO SPECIFIC FORM

c

Any submission deadlines

NONE

d

Any restrictions or limitations on awards, such as by geographical areas, charitable fields, kinds of institutions, or other factors

NONE

**Part XV** **Supplementary Information** (continued)

**3 Grants and Contributions Paid During the Year or Approved for Future Payment**

Recipient	If recipient is an individual, show any relationship to any foundation manager or substantial contributor	Foundation status of recipient	Purpose of grant or contribution	Amount
Name and address (home or business)				
<b>a</b> <i>Paid during the year</i> See Additional Data Table				
<b>Total</b> . . . . .			<b>3a</b>	424,275
<b>b</b> <i>Approved for future payment</i> BRUCE MUSEUM OF ARTS & SCIENCES 1 MUSEUM DR GREENWICH, CT 068307157	NONE	PUBLIC CHARITY	UNRESTRICTED PURPOSE	250
GOODSPEED MUSICALS BOX A EAST HADDAM, CT 064230281	NONE	PUBLIC CHARITY	UNRESTRICTED PURPOSE	1,000
SISTERHOOD CONGREGATION BETH ISRAEL 5600 NORTH BRAESWOOD BLVD HOUSTON, TX 770962908	NONE	PUBLIC CHARITY	UNRESTRICTED PURPOSE	70
<b>Total</b> . . . . .			<b>3b</b>	1,320

Enter gross amounts unless otherwise indicated	Unrelated business income		Excluded by section 512, 513, or 514		(e) Related or exempt function income (See the instructions )
	(a) Business code	(b) Amount	(c) Exclusion code	(d) Amount	
<b>1</b> Program service revenue					
<b>a</b> _____					
<b>b</b> _____					
<b>c</b> _____					
<b>d</b> _____					
<b>e</b> _____					
<b>f</b> _____					
<b>g</b> Fees and contracts from government agencies					
<b>2</b> Membership dues and assessments. . . . .					
<b>3</b> Interest on savings and temporary cash investments					
<b>4</b> Dividends and interest from securities. . . . .			14	110,610	
<b>5</b> Net rental income or (loss) from real estate					
<b>a</b> Debt-financed property. . . . .					
<b>b</b> Not debt-financed property. . . . .					
<b>6</b> Net rental income or (loss) from personal property					
<b>7</b> Other investment income. . . . .					
<b>8</b> Gain or (loss) from sales of assets other than inventory			03	-97,972	
<b>9</b> Net income or (loss) from special events					
<b>10</b> Gross profit or (loss) from sales of inventory. .					
<b>11</b> Other revenue <b>a</b> _____					
<b>b</b> _____					
<b>c</b> _____					
<b>d</b> _____					
<b>e</b> _____					
<b>12</b> Subtotal. Add columns (b), (d), and (e). .		0		12,638	0
<b>13 Total.</b> Add line 12, columns (b), (d), and (e). . . . .			<b>13</b>		12,638

[illegible]

<div>Schedule B</div> <div>(Form 990, 990-EZ, or 990-PF)</div> <div>Department of the Treasury Internal Revenue Service</div>	<div>Schedule of Contributors</div> <div>▶ Attach to Form 990, 990-EZ, and 990-PF. ▶ See separate instructions.</div>	<div>OMB No 1545-0047</div>
		<div>2008</div>

<div>Name of organization</div> <div>CHERYL CHASE &amp; STUART BEAR FAMILY FOUNDATION INC</div>	<div>Employer identification number</div> <div>06-1562154</div>
---	---

Organization type (check one)

Filers of:	Section:
Form 990 or 990-EZ	<div><input type="checkbox"/> 501(c)( ) (enter number) organization</div> <div><input type="checkbox"/> 4947(a)(1) nonexempt charitable trust <b>not</b> treated as a private foundation</div> <div><input type="checkbox"/> 527 political organization</div>
Form 990-PF	<div><input checked="" type="checkbox"/> 501(c)(3) exempt private foundation</div> <div><input type="checkbox"/> 4947(a)(1) nonexempt charitable trust treated as a private foundation</div> <div><input type="checkbox"/> 501(c)(3) taxable private foundation</div>

Check if your organization is covered by the **General Rule** or a **Special Rule**. (Note. Only a section 501(c)(7), (8), or (10) organization can check boxes for both the General Rule and a Special Rule See instructions )

General Rule—

- ☒ For organizations filing Form 990, 990-EZ, or 990-PF that received, during the year, \$5,000 or more (in money or property) from any one contributor Complete Parts I and II

Special Rules—

- ☐ For a section 501(c)(3) organization filing Form 990, or Form 990-EZ, that met the 33<sup>1</sup>/<sub>3</sub>% support test of the regulations under sections 509(a)(1)/170(b)(1)(A)(vi), and received from any one contributor, during the year, a contribution of the greater of **(1)** \$5,000 or **(2)** 2% of the amount on Form 990, Part VIII, line 1h or 2% of the amount on Form 990-EZ, line 1 Complete Parts I and II
- ☐ For a section 501(c)(7), (8), or (10) organization filing Form 990, or Form 990-EZ, that received from any one contributor, during the year, aggregate contributions or bequests of more than \$1,000 for use *exclusively* for religious, charitable, scientific, literary, or educational purposes, or the prevention of cruelty to children or animals Complete Parts I, II, and III
- ☐ For a section 501(c)(7), (8), or (10) organization filing Form 990, or Form 990-EZ, that received from any one contributor, during the year, some contributions for use *exclusively* for religious, charitable, etc , purposes, but these contributions did not aggregate to more than \$1,000 (If this box is checked, enter here the total contributions that were received during the year for an *exclusively* religious, charitable, etc , purpose Do not complete any of the parts unless the **General Rule** applies to this organization because it received nonexclusively religious, charitable, etc , contributions of \$5,000 or more during the year ) . . . . . ▶ \$ \_\_\_\_\_

**Caution.** Organizations that are not covered by the General Rule and/or the Special Rules do not file Schedule B (Form 990, 990-EZ, or 990-PF), but they **must** answer “No” on Part IV, line 2 of their Form 990, or check the box in the heading of their Form 990-EZ, or on line 2 of their Form 990-PF, to certify that they do not meet the filing requirements of Schedule B (Form 990, 990-EZ, or 990-PF)

<b>Name of organization</b> CHERYL CHASE & STUART BEAR FAMILY FOUNDATION INC	<b>Employer identification number</b> 06-1562154
---	---

**Part I**   **Contributors** (see Instructions)

(a) No.	(b) Name, address, and ZIP + 4	(c) Aggregate contributions	(d) Type of contribution
<u>1</u>	<div>FORDHAM RENAISSANCE MANAGEMENT PART</div> <div>C/O CHASE ENTERPRISES GOODWIN SQ 22</div> <div>HARTFORD, CT 06103</div> <div></div>	\$ <u>8,333</u>	<div> <div>Person <input checked="" type="checkbox"/></div> <div>Payroll <input type="checkbox"/></div> <div>Noncash <input type="checkbox"/></div> </div> <div>(Complete Part II if there is a noncash contribution )</div>
<u>2</u>	<div>CHERYL ANNE CHASE</div> <div>C/O CHASE ENTERPRISES GOODWIN SQ 22</div> <div>HARTFORD, CT 06103</div> <div></div>	\$ <u>24,181</u>	<div> <div>Person <input checked="" type="checkbox"/></div> <div>Payroll <input type="checkbox"/></div> <div>Noncash <input type="checkbox"/></div> </div> <div>(Complete Part II if there is a noncash contribution )</div>
<u>  </u>	<div></div> <div></div> <div></div> <div></div>	\$ <u>                  </u>	<div> <div>Person <input type="checkbox"/></div> <div>Payroll <input type="checkbox"/></div> <div>Noncash <input type="checkbox"/></div> </div> <div>(Complete Part II if there is a noncash contribution )</div>
<u>  </u>	<div></div> <div></div> <div></div> <div></div>	\$ <u>                  </u>	<div> <div>Person <input type="checkbox"/></div> <div>Payroll <input type="checkbox"/></div> <div>Noncash <input type="checkbox"/></div> </div> <div>(Complete Part II if there is a noncash contribution )</div>
<u>  </u>	<div></div> <div></div> <div></div> <div></div>	\$ <u>                  </u>	<div> <div>Person <input type="checkbox"/></div> <div>Payroll <input type="checkbox"/></div> <div>Noncash <input type="checkbox"/></div> </div> <div>(Complete Part II if there is a noncash contribution )</div>

Name of organization CHERYL CHASE & STUART BEAR FAMILY FOUNDATION INC	Employer identification number 06-1562154
--	--

Part II Noncash Property (see Instructions)			
(a) No. from Part I	(b) Description of noncash property given	(c) FMV (or estimate) (see instructions)	(d) Date received
_____	_____ _____ _____ _____	\$ _____	_____
(a) No. from Part I	(b) Description of noncash property given	(c) FMV (or estimate) (see instructions)	(d) Date received
_____	_____ _____ _____ _____	\$ _____	_____
(a) No. from Part I	(b) Description of noncash property given	(c) FMV (or estimate) (see instructions)	(d) Date received
_____	_____ _____ _____ _____	\$ _____	_____
(a) No. from Part I	(b) Description of noncash property given	(c) FMV (or estimate) (see instructions)	(d) Date received
_____	_____ _____ _____ _____	\$ _____	_____
(a) No. from Part I	(b) Description of noncash property given	(c) FMV (or estimate) (see instructions)	(d) Date received
_____	_____ _____ _____ _____	\$ _____	_____
(a) No. from Part I	(b) Description of noncash property given	(c) FMV (or estimate) (see instructions)	(d) Date received
_____	_____ _____ _____ _____	\$ _____	_____



Name of organization CHERYL CHASE & STUART BEAR FAMILY FOUNDATION INC	Employer identification number 06-1562154
--	--

Part III

Exclusively religious, charitable, etc., individual contributions to section 501(c)(7), (8), or (10) organizations aggregating more than \$1,000 for the year. (Complete columns (a) through (e) and the following line entry )

For organizations completing Part III, enter the total of *exclusively* religious, charitable, etc , contributions of **\$1,000 or less** for the year (Enter this information once See instructions ) ▶ \$

(a) No. from Part I	(b) Purpose of gift	(c) Use of gift	(d) Description of how gift is held
—	<div></div> <div></div> <div></div>	<div></div> <div></div> <div></div>	<div></div> <div></div> <div></div>
	(e) Transfer of gift		
	<div>Transferee's name, address, and ZIP 4</div> <div>Relationship of transferor to transferee</div> <div></div> <div></div> <div></div>		
—	<div></div> <div></div> <div></div>	<div></div> <div></div> <div></div>	<div></div> <div></div> <div></div>
	(e) Transfer of gift		
	<div>Transferee's name, address, and ZIP 4</div> <div>Relationship of transferor to transferee</div> <div></div> <div></div> <div></div>		
—	<div></div> <div></div> <div></div>	<div></div> <div></div> <div></div>	<div></div> <div></div> <div></div>
	(e) Transfer of gift		
	<div>Transferee's name, address, and ZIP 4</div> <div>Relationship of transferor to transferee</div> <div></div> <div></div> <div></div>		
—	<div></div> <div></div> <div></div>	<div></div> <div></div> <div></div>	<div></div> <div></div> <div></div>
	(e) Transfer of gift		
	<div>Transferee's name, address, and ZIP 4</div> <div>Relationship of transferor to transferee</div> <div></div> <div></div> <div></div>		
—	<div></div> <div></div> <div></div>	<div></div> <div></div> <div></div>	<div></div> <div></div> <div></div>
	(e) Transfer of gift		
	<div>Transferee's name, address, and ZIP 4</div> <div>Relationship of transferor to transferee</div> <div></div> <div></div> <div></div>		

Part XVII

Information Regarding Transfers To and Transactions and Relationships With Noncharitable Exempt Organizations

1

Did the organization directly or indirectly engage in any of the following with any other organization described in section 501(c) of the Code (other than section 501(c)(3) organizations) or in section 527, relating to political organizations?

a

Transfers from the reporting organization to a noncharitable exempt organization of

1

Cash.

1a(1)

No

2

Other assets.

1a(2)

No

b

Other transactions

1

Sales of assets to a noncharitable exempt organization.

1b(1)

No

2

Purchases of assets from a noncharitable exempt organization.

1b(2)

No

3

Rental of facilities, equipment, or other assets.

1b(3)

No

4

Reimbursement arrangements.

1b(4)

No

5

Loans or loan guarantees.

1b(5)

No

6

Performance of services or membership or fundraising solicitations.

1b(6)

No

c

Sharing of facilities, equipment, mailing lists, other assets, or paid employees.

1c

No

d

If the answer to any of the above is "Yes," complete the following schedule. Column (b) should always show the fair market value of the goods, other assets, or services given by the reporting organization. If the foundation received less than fair market value in any transaction or sharing arrangement, show in column (d) the value of the goods, other assets, or services received.

(a) Line No	(b) Amount involved	(c) Name of noncharitable exempt organization	(d) Description of transfers, transactions, and sharing arrangements

2a

Is the foundation directly or indirectly affiliated with, or related to, one or more tax-exempt organizations described in section 501(c) of the Code (other than section 501(c)(3)) or in section 527?

☐

Yes

☒

No

b

If "Yes," complete the following schedule.

(a) Name of organization	(b) Type of organization	(c) Description of relationship

Sign Here

Under penalties of perjury, I declare that I have examined this return, including accompanying schedules and statements, and to the best of my knowledge and belief, it is true, correct, and complete. Declaration of preparer (other than taxpayer or fiduciary) is based on all information of which preparer has any knowledge.

\*\*\*\*\*

Signature of officer or trustee

2010-08-12

Date

\*\*\*\*\*

Title

Paid Preparer's Use Only

Preparer's Signature

Firm's name (or yours if self-employed), address, and ZIP code

Date

EIN

Phone no

Check if self-employed

Preparer's SSN or PTIN (See **Signature** in the instructions )

Form 990-PF (2008)

Additional Data

Software ID: 08000094

Software Version: 2008.05000

EIN: 06-1562154

Name: CHERYL CHASE & STUART BEAR FAMILY FOUNDATION  
INC

Form 990PF Part IV - Capital Gains and Losses for Tax on Investment Income - Lines a - d

(a) List and describe the kind(s) of property sold (e g , real estate, 2-story brick warehouse, or common stock, 200 shs MLC Co )	(b) How acquired P—Purchase D—Donation	(c) Date acquired (mo , day, yr )	(d) Date sold (mo , day, yr )
LITIGATION SETTLEMENT INCOME-AT&T	P	2002-09-30	2009-05-04
10 SH ELECTRONIC ARTS INC	P	2008-07-23	2008-10-06
9 SH WRIGLEY WM JR CO	P	2007-12-21	2008-10-07
10 SH WRIGLEY WM JR CO	P	2008-01-30	2008-10-07
10 SH KOHLS CORP	P	2008-08-13	2008-10-09
15 SH RESEARCH IN MOTION	P	2007-12-06	2008-10-09
5 SH TRANSOCEAN INC	P	2008-06-23	2008-10-17
11 SH AIR PRODUCTS & CHEMICALS INC	P	2007-11-08	2008-10-31
8 SH RESEARCH IN MOTION	P	2008-01-07	2008-10-31
3 SH RESEARCH IN MOTION	P	2008-01-29	2008-10-31
14 SH HONEYWELL INTERNATIONAL INC	P	2007-04-30	2008-10-02
11 SH HONEYWELL INTERNATIONAL INC	P	2007-06-18	2008-10-02
23 SH BROADCOM CORP	P	2006-01-25	2008-10-08
15 SH DOW CHEMICAL	P	2007-06-11	2008-10-08
10 SH DOW CHEMICAL	P	2007-04-03	2008-10-08
10 SH DOW CHEMICAL	P	2007-08-30	2008-10-08
5 SH KOHLS CORP	P	2007-02-06	2008-10-09
5 SH KOHLS CORP	P	2006-12-20	2008-10-09
15 SH TARGET CORP	P	2005-08-18	2008-10-13
1 SH GOOGLE INC	P	2005-08-18	2008-10-17
2 SH DEERE & CO	P	2007-09-11	2008-10-31
12 SH DEERE & CO	P	2007-07-27	2008-10-31
10 SH HONEYWELL INTERNATIONAL INC	P	2007-08-23	2008-10-31
10 SH HONEYWELL INTERNATIONAL INC	P	2007-07-23	2008-10-31
12 SH MEDCO HEALTH SOLUTIONS INC	P	2007-05-08	2008-10-31
6 SH AMERICA MOVIL	P	2008-06-12	2008-11-10
14 SH AMERICA MOVIL	P	2008-06-16	2008-11-10
4 SH RESEARCH IN MOTION	P	2008-01-29	2008-11-11
25 SH DOW CHEMICAL	P	2007-11-15	2008-11-13
5 SH NATIONAL-OILWELL INC	P	2008-04-24	2008-11-14

Form 990PF Part IV - Capital Gains and Losses for Tax on Investment Income - Lines e - h

(e) Gross sales price	(f) Depreciation allowed (or allowable)	(g) Cost or other basis plus expense of sale	(h) Gain or (loss) (e) plus (f) minus (g)
41			41
299		488	-189
720		538	182
800		587	213
366		482	-116
914		1,538	-624
346		752	-406
611		1,089	-478
406		813	-407
152		275	-123
545		764	-219
429		640	-211
350		863	-513
428		683	-255
285		456	-171
285		424	-139
183		364	-181
183		355	-172
584		841	-257
379		278	101
77		138	-61
460		722	-262
300		560	-260
300		615	-315
460		442	18
191		342	-151
446		793	-347
185		367	-182
543		1,022	-479
133		361	-228

Form 990PF Part IV - Capital Gains and Losses for Tax on Investment Income - Lines i - l

Complete only for assets showing gain in column (h) and owned by the foundation on 12/31/69			(l) Gains (Col (h) gain minus col (k), but not less than -0-) or Losses (from col (h))
(i) F M V as of 12/31/69	(j) Adjusted basis as of 12/31/69	(k) Excess of col (i) over col (j), if any	
			41
			-189
			182
			213
			-116
			-624
			-406
			-478
			-407
			-123
			-219
			-211
			-513
			-255
			-171
			-139
			-181
			-172
			-257
			101
			-61
			-262
			-260
			-315
			18
			-151
			-347
			-182
			-479
			-228

Form 990PF Part IV - Capital Gains and Losses for Tax on Investment Income - Lines a - d

(a) List and describe the kind(s) of property sold (e g , real estate, 2-story brick warehouse, or common stock, 200 shs MLC Co )	(b) How acquired P—Purchase D—Donation	(c) Date acquired (mo , day, yr )	(d) Date sold (mo , day, yr )
4 SH NATIONAL-OILWELL INC	P	2008-07-23	2008-11-14
40 SH ALCOA INC	P	2008-01-07	2008-11-20
10 SH AMERICA MOVIL	P	2008-09-23	2008-11-21
60 SH ALLIED WASTE INDUSTRIES INC	P	2008-04-18	2008-11-25
10 SH HONEYWELL INTERNATIONAL INC	P	2007-12-06	2008-11-25
10 SH AMERICA MOVIL	P	2006-11-21	2008-11-10
9 SH FLUOR CORP	P	2007-04-02	2008-11-10
4 SH FLUOR CORP	P	2006-12-19	2008-11-10
5 SH DOW CHEMICAL	P	2007-08-30	2008-11-13
10 SH DOW CHEMICAL	P	2007-10-01	2008-11-13
10 SH TRAVELERS COS INC	P	2005-08-22	2008-11-18
9 SH ARCELORMITTAL SA LUXEMBOURG	P	2006-11-15	2008-11-21
10 SH ARCELORMITTAL SA LUXEMBOURG	P	2007-03-23	2008-11-21
5 SH CHEVRON CORP	P	2005-08-18	2008-11-21
3 SH CHEVRON CORP	P	2005-08-18	2008-11-24
15 SH ASHLAND INC	P	2008-03-05	2008-12-03
8 SH UNION PACIFIC CORP	P	2008-04-22	2008-12-08
1178 261 SH BERNSTEIN INTERMEDIATE DURATION PORTFOLIO	P	2005-08-18	2008-12-03
5 SH CHEVRON CORP	P	2005-08-18	2008-12-05
9 SH BP	P	2006-11-27	2008-12-08
1 SH BP	P	2006-12-12	2008-12-08
8 SH BAXTER INTERNATIONAL INC	P	2008-05-05	2009-01-12
7 SH BECTON DICKINSON&CO	P	2008-04-15	2009-01-12
4 SH BECTON DICKINSON&CO	P	2008-07-25	2009-01-12
5 SH HARTFORD FINANCIAL SVCS GRP	P	2008-07-09	2009-01-12
5 SH HARTFORD FINANCIAL SVCS GRP	P	2008-06-06	2009-01-12
5 SH KELLOGG CO	P	2008-09-11	2009-01-12
4 SH KELLOGG CO	P	2008-10-09	2009-01-12
10 SH RYDER SYSTEM INC	P	2008-05-14	2009-01-12
4 SH TOYOTA MOTOR CORP	P	2008-08-06	2009-01-12

Form 990PF Part IV - Capital Gains and Losses for Tax on Investment Income - Lines e - h

(e) Gross sales price	(f) Depreciation allowed (or allowable)	(g) Cost or other basis plus expense of sale	(h) Gain or (loss) (e) plus (f) minus (g)
106		314	-208
307		1,329	-1,022
279		449	-170
612		731	-119
260		580	-320
319		448	-129
360		408	-48
160		166	-6
109		212	-103
217		436	-219
410		449	-39
157		375	-218
175		519	-344
329		295	34
216		177	39
134		678	-544
400		547	-147
13,550		15,695	-2,145
347		295	52
402		598	-196
45		68	-23
427		504	-77
496		588	-92
283		341	-58
87		331	-244
87		361	-274
219		277	-58
175		210	-35
364		741	-377
264		344	-80

Form 990PF Part IV - Capital Gains and Losses for Tax on Investment Income - Lines i - l

Complete only for assets showing gain in column (h) and owned by the foundation on 12/31/69			(l) Gains (Col (h) gain minus col (k), but not less than -0-) or Losses (from col (h))
(i) F M V as of 12/31/69	(j) Adjusted basis as of 12/31/69	(k) Excess of col (i) over col (j), if any	
			-208
			-1,022
			-170
			-119
			-320
			-129
			-48
			-6
			-103
			-219
			-39
			-218
			-344
			34
			39
			-544
			-147
			-2,145
			52
			-196
			-23
			-77
			-92
			-58
			-244
			-274
			-58
			-35
			-377
			-80



Form 990PF Part IV - Capital Gains and Losses for Tax on Investment Income - Lines a - d

(a) List and describe the kind(s) of property sold (e g , real estate, 2-story brick warehouse, or common stock, 200 shs MLC Co )	(b) How acquired P—Purchase D—Donation	(c) Date acquired (mo , day, yr )	(d) Date sold (mo , day, yr )
35 SH CITIGROUP INC	P	2008-01-30	2009-01-15
40 SH CENTEX CORP	P	2008-06-23	2009-01-15
5 SH APACHE CORP	P	2008-06-09	2009-01-28
9 SH ABBOTT LABORATORIES	P	2007-05-30	2009-01-12
7 SH ABBOTT LABORATORIES	P	2007-04-12	2009-01-12
1 SH ABBOTT LABORATORIES	P	2007-03-13	2009-01-12
30 SH GENERAL ELECTRIC CO	P	2006-07-19	2009-01-12
15 SH GENERAL ELECTRIC CO	P	2006-08-10	2009-01-12
6 SH HARTFORD FINANCIAL SVCS GRP	P	2007-12-11	2009-01-12
4 SH HARTFORD FINANCIAL SVCS GRP	P	2008-01-10	2009-01-12
10 SH HARTFORD FINANCIAL SVCS GRP	P	2005-08-18	2009-01-12
10 SH MEDCO HEALTH SOLUTIONS INC	P	2007-10-15	2009-01-12
5 SH PROCTER & GAMBLE CO	P	2006-01-12	2009-01-12
3 SH TYCO INTERNATIONAL LTD	P	2007-04-23	2009-01-12
10 SH TYCO INTERNATIONAL LTD	P	2007-01-23	2009-01-12
2 SH CME GROUP INC	P	2007-03-20	2009-01-13
10 SH TEVA PHARMACEUTICAL	P	2007-07-06	2009-01-13
11 SH ALCON INC	P	2008-08-18	2009-01-15
2 SH APPLE INC	P	2005-08-18	2009-01-15
10 SH APPLE INC	P	2006-05-05	2009-01-15
30 SH CITIGROUP INC	P	2005-08-18	2009-01-15
10 SH CITIGROUP INC	P	2006-09-26	2009-01-15
20 SH SUPERVALU INC	P	2007-11-07	2009-01-16
20 SH AMERISOURCEBERGEN CORP	P	2006-10-10	2009-01-27
15 SH AMERISOURCEBERGEN CORP	P	2006-12-07	2009-01-27
15 SH CONOCOPHILLIPS	P	2006-11-24	2009-01-30
10 SH CONOCOPHILLIPS	P	2007-01-08	2009-01-30
1 SH GOOGLE INC	P	2005-08-18	2009-01-30
5 SH MACY'S INC	P	2007-03-05	2009-01-30
15 SH MACY'S INC	P	2007-02-12	2009-01-30

Form 990PF Part IV - Capital Gains and Losses for Tax on Investment Income - Lines e - h

(e) Gross sales price	(f) Depreciation allowed (or allowable)	(g) Cost or other basis plus expense of sale	(h) Gain or (loss) (e) plus (f) minus (g)
133		988	-855
426		590	-164
384		702	-318
454		505	-51
353		401	-48
50		54	-4
481		983	-502
240		487	-247
105		552	-447
70		336	-266
174		762	-588
410		447	-37
300		294	6
70		190	-120
234		480	-246
366		1,064	-698
421		414	7
915		1,298	-383
166		93	73
829		716	113
114		1,325	-1,211
38		500	-462
355		743	-388
739		892	-153
554		677	-123
720		971	-251
480		680	-200
341		278	63
48		221	-173
143		649	-506

Form 990PF Part IV - Capital Gains and Losses for Tax on Investment Income - Lines i - l

Complete only for assets showing gain in column (h) and owned by the foundation on 12/31/69			(l) Gains (Col (h) gain minus col (k), but not less than -0-) or Losses (from col (h))
(i) F M V as of 12/31/69	(j) Adjusted basis as of 12/31/69	(k) Excess of col (i) over col (j), if any	
			-855
			-164
			-318
			-51
			-48
			-4
			-502
			-247
			-447
			-266
			-588
			-37
			6
			-120
			-246
			-698
			7
			-383
			73
			113
			-1,211
			-462
			-388
			-153
			-123
			-251
			-200
			63
			-173
			-506

Form 990PF Part IV - Capital Gains and Losses for Tax on Investment Income - Lines a - d

(a) List and describe the kind(s) of property sold (e g , real estate, 2-story brick warehouse, or common stock, 200 shs MLC Co )	(b) How acquired P—Purchase D—Donation	(c) Date acquired (mo , day, yr )	(d) Date sold (mo , day, yr )
10 SH AFLAC INC	P	2009-01-13	2009-02-02
5 SH HARTFORD FINANCIAL SVCS GRP	P	2008-10-31	2009-02-04
5 SH HARTFORD FINANCIAL SVCS GRP	P	2008-07-18	2009-02-04
15 SH HARTFORD FINANCIAL SVCS GRP	P	2008-10-31	2009-02-04
10 SH SUPERVALU INC	P	2008-04-23	2009-02-04
25 SH ERICSSON L M TEL CO	P	2008-12-03	2009-02-05
25 SH CITIGROUP INC	P	2008-02-27	2009-02-06
25 SH CITIGROUP INC	P	2008-09-22	2009-02-06
20 SH CITIGROUP INC	P	2008-02-07	2009-02-06
15 SH CITIGROUP INC	P	2008-02-25	2009-02-06
65 SH DELL INC	P	2009-01-27	2009-02-13
20 SH ACTIVISION BLIZZARD INC	P	2008-12-03	2009-02-17
20 SH ACTIVISION BLIZZARD INC	P	2008-10-21	2009-02-17
9 SH BP	P	2006-12-12	2009-02-03
16 SH BP	P	2007-10-16	2009-02-03
3 SH PHILIP MORRIS INTERNATIONAL	P	2006-06-01	2009-02-03
17 SH PHILIP MORRIS INTERNATIONAL	P	2005-08-19	2009-02-03
5 SH SUPERVALU INC	P	2007-11-07	2009-02-04
15 SH CITIGROUP INC	P	2008-02-05	2009-02-06
1 SH CME GROUP INC	P	2007-03-20	2009-02-06
1 SH CME GROUP INC	P	2007-08-15	2009-02-06
6 SH GILEAD SCIENCES INC	P	2005-08-18	2009-02-06
15 SH KB HOME	P	2007-04-19	2009-02-06
3 SH MONSANTO CO	P	2006-07-31	2009-02-06
3 SH MONSANTO CO	P	2006-04-21	2009-02-06
1 SH GOOGLE INC	P	2005-08-18	2009-02-09
75 SH SPRINT NEXTEL CORP	P	2005-08-19	2009-02-20
15 SH SPRINT NEXTEL CORP	P	2005-09-15	2009-02-20
16 SH JPMORGAN CHASE & CO	P	2006-06-01	2009-02-24
14 SH JPMORGAN CHASE & CO	P	2006-01-20	2009-02-24

Form 990PF Part IV - Capital Gains and Losses for Tax on Investment Income - Lines e - h

(e) Gross sales price	(f) Depreciation allowed (or allowable)	(g) Cost or other basis plus expense of sale	(h) Gain or (loss) (e) plus (f) minus (g)
232		412	-180
76		50	26
76		295	-219
228		151	77
190		305	-115
205		174	31
98		637	-539
98		500	-402
79		535	-456
59		371	-312
598		661	-63
191		213	-22
191		264	-73
378		615	-237
672		1,224	-552
113		115	-2
643		628	15
95		186	-91
59		417	-358
189		532	-343
189		557	-368
315		127	188
206		659	-453
252		130	122
168		88	80
380		278	102
236		1,763	-1,527
47		339	-292
332		688	-356
291		537	-246

Form 990PF Part IV - Capital Gains and Losses for Tax on Investment Income - Lines i - l

Complete only for assets showing gain in column (h) and owned by the foundation on 12/31/69			(l) Gains (Col (h) gain minus col (k), but not less than -0-) or Losses (from col (h))
(i) F M V as of 12/31/69	(j) Adjusted basis as of 12/31/69	(k) Excess of col (i) over col (j), if any	
			-180
			26
			-219
			77
			-115
			31
			-539
			-402
			-456
			-312
			-63
			-22
			-73
			-237
			-552
			-2
			15
			-91
			-358
			-343
			-368
			188
			-453
			122
			80
			102
			-1,527
			-292
			-356
			-246

Form 990PF Part IV - Capital Gains and Losses for Tax on Investment Income - Lines a - d

(a) List and describe the kind(s) of property sold (e g , real estate, 2-story brick warehouse, or common stock, 200 shs MLC Co )	(b) How acquired P—Purchase D—Donation	(c) Date acquired (mo , day, yr )	(d) Date sold (mo , day, yr )
15 SH AMERICAN INTERNATIONAL GROUP	P	2009-04-28	2009-03-03
22 SH WELLS FARGO & CO	P	2009-02-09	2009-03-10
20 SH SUPERVALU INC	P	2008-04-23	2009-03-17
10 SH BANK OF AMERICA CORP	P	2008-10-07	2009-03-23
45 SH GANNETT CO	P	2008-05-28	2009-03-23
20 SH GANNETT CO	P	2008-07-09	2009-03-23
5 SH GENENTECH INC	P	2008-11-17	2009-03-26
12 SH GENENTECH INC	P	2008-10-09	2009-03-26
4 SH BLACK&DECKER CORP	P	2006-09-26	2009-03-02
11 SH BLACK&DECKER CORP	P	2006-09-22	2009-03-02
7 SH AMERICAN INTERNATIONAL GROUP	P	2006-11-03	2009-03-03
25 SH AMERICAN INTERNATIONAL GROUP	P	2005-08-18	2009-03-03
21 SH AMERICAN INTERNATIONAL GROUP	P	2006-05-09	2009-03-03
20 SH AMERICAN INTERNATIONAL GROUP	P	2006-07-27	2009-03-03
12 SH AMERICAN INTERNATIONAL GROUP	P	2008-02-11	2009-03-03
10 SH AMERICAN INTERNATIONAL GROUP	P	2008-02-12	2009-03-03
7 SH CATERPILLAR INC	P	2008-02-11	2009-03-03
1 SH CATERPILLAR INC	P	2007-12-26	2009-03-03
10 SH DEERE & CO	P	2007-09-11	2009-03-04
1036 957 SH BERNSTEIN INTERMEDIATE DURATION PORTFOLIO	P	2005-08-18	2009-03-10
2 SH APPLE INC	P	2006-05-05	2009-03-10
1 SH APPLE INC	P	2006-06-07	2009-03-10
5 SH BANK OF AMERICA CORP	P	2007-06-26	2009-03-12
5 SH BANK OF AMERICA CORP	P	2005-08-18	2009-03-12
30 SH BANK OF AMERICA CORP	P	2006-01-20	2009-03-12
10 SH BANK OF AMERICA CORP	P	2007-04-02	2009-03-12
175 SH SANMINA-SCI CORP	P	2005-08-18	2009-03-12
10 SH JPMORGAN CHASE & CO	P	2006-06-01	2009-03-19
4 SH JPMORGAN CHASE & CO	P	2006-06-01	2009-03-19
1 SH JPMORGAN CHASE & CO	P	2006-09-18	2009-03-19

Form 990PF Part IV - Capital Gains and Losses for Tax on Investment Income - Lines e - h

(e) Gross sales price	(f) Depreciation allowed (or allowable)	(g) Cost or other basis plus expense of sale	(h) Gain or (loss) (e) plus (f) minus (g)
7		704	-697
287		480	-193
305		611	-306
74		220	-146
102		1,303	-1,201
46		390	-344
475		405	70
1,140		970	170
90		317	-227
247		847	-600
3		466	-463
11		1,535	-1,524
10		1,383	-1,373
9		1,208	-1,199
5		541	-536
4		457	-453
159		481	-322
23		74	-51
266		690	-424
11,925		13,812	-1,887
177		143	34
89		60	29
26		246	-220
26		220	-194
156		1,328	-1,172
52		504	-452
39		834	-795
270		430	-160
108		172	-64
27		47	-20



Form 990PF Part IV - Capital Gains and Losses for Tax on Investment Income - Lines i - l

Complete only for assets showing gain in column (h) and owned by the foundation on 12/31/69			(l) Gains (Col (h) gain minus col (k), but not less than -0-) or Losses (from col (h))
(i) F M V as of 12/31/69	(j) Adjusted basis as of 12/31/69	(k) Excess of col (i) over col (j), if any	
			-697
			-193
			-306
			-146
			-1,201
			-344
			70
			170
			-227
			-600
			-463
			-1,524
			-1,373
			-1,199
			-536
			-453
			-322
			-51
			-424
			-1,887
			34
			29
			-220
			-194
			-1,172
			-452
			-795
			-160
			-64
			-20

Form 990PF Part IV – Capital Gains and Losses for Tax on Investment Income - Lines a - d

(a) List and describe the kind(s) of property sold (e g , real estate, 2-story brick warehouse, or common stock, 200 shs MLC Co )	(b) How acquired P—Purchase D—Donation	(c) Date acquired (mo , day, yr )	(d) Date sold (mo , day, yr )
5 SH BANK OF AMERICA CORP	P	2007-06-26	2009-03-23
20 SH BANK OF AMERICA CORP	P	2008-02-05	2009-03-23
15 SH BANK OF AMERICA CORP	P	2007-12-26	2009-03-23
10 SH BANK OF AMERICA CORP	P	2008-01-10	2009-03-23
15 SH ROYAL DUTCH SHELL PLC	P	2007-08-30	2009-03-23
15 SH MORGAN STANLEY	P	2007-08-09	2009-03-24
25 SH FIDELITY NATIONAL CLA	P	2007-04-24	2009-03-25
5 SH MONSANTO CO	P	2006-07-31	2009-03-25
13 SH GENENTECH INC	P	2007-06-18	2009-03-26
10 SH GENENTECH INC	P	2006-02-22	2009-03-26
7 SH METLIFE INC	P	2007-01-17	2009-03-26
3 SH METLIFE INC	P	2005-08-18	2009-03-26
8 SH METLIFE INC	P	2007-01-17	2009-03-26
2 SH METLIFE INC	P	2007-08-14	2009-03-26
20 SH PFIZER INC	P	2006-04-10	2009-03-26
10 SH JC PENNEY CO INC	P	2008-02-06	2009-03-26
5 SH LOCKHEED MARTIN CORP	P	2008-09-15	2009-04-02
1 SH LOCKHEED MARTIN CORP	P	2008-11-17	2009-04-02
15 SH WISCONSIN ENERGY CORP	P	2008-09-04	2009-04-02
7 SH BUNGE LTD	P	2008-12-01	2009-04-09
7 SH BUNGE LTD	P	2008-12-01	2009-04-09
5 SH CORNING INC	P	2009-01-22	2009-04-09
45 SH CORNING INC	P	2008-11-21	2009-04-09
30 SH CORNING INC	P	2008-12-05	2009-04-09
50 SH NOKIA CORP	P	2008-10-09	2009-04-09
4 SH TOYOTA MOTOR CORP	P	2008-08-06	2009-04-09
10 SH WYETH	P	2008-09-03	2009-04-09
5 CH COLGATE PALMOLIVE CO	P	2008-05-05	2009-04-16
40 SH INGRAM MICRO INC	P	2008-04-22	2009-04-16
6 SH TOYOTA MOTOR CORP	P	2008-08-06	2009-04-17

Form 990PF Part IV - Capital Gains and Losses for Tax on Investment Income - Lines e - h

(e) Gross sales price	(f) Depreciation allowed (or allowable)	(g) Cost or other basis plus expense of sale	(h) Gain or (loss) (e) plus (f) minus (g)
37		245	-208
147		855	-708
111		630	-519
74		388	-314
700		1,138	-438
370		934	-564
498		662	-164
416		216	200
1,235		999	236
950		836	114
176		433	-257
75		144	-69
201		494	-293
50		124	-74
289		494	-205
203		449	-246
347		581	-234
69		72	-3
618		682	-64
398		273	125
398		273	125
76		47	29
684		348	336
456		240	216
682		831	-149
314		344	-30
423		429	-6
296		367	-71
537		658	-121
461		516	-55

Form 990PF Part IV - Capital Gains and Losses for Tax on Investment Income - Lines i - l

Complete only for assets showing gain in column (h) and owned by the foundation on 12/31/69			(l) Gains (Col (h) gain minus col (k), but not less than -0-) or Losses (from col (h))
(i) F M V as of 12/31/69	(j) Adjusted basis as of 12/31/69	(k) Excess of col (i) over col (j), if any	
			-208
			-708
			-519
			-314
			-438
			-564
			-164
			200
			236
			114
			-257
			-69
			-293
			-74
			-205
			-246
			-234
			-3
			-64
			125
			125
			29
			336
			216
			-149
			-30
			-6
			-71
			-121
			-55

Form 990PF Part IV – Capital Gains and Losses for Tax on Investment Income - Lines a - d

(a) List and describe the kind(s) of property sold (e g , real estate, 2-story brick warehouse, or common stock, 200 shs MLC Co )	(b) How acquired P—Purchase D—Donation	(c) Date acquired (mo , day, yr )	(d) Date sold (mo , day, yr )
2 SH LOCKHEED MARTIN CORP	P	2008-11-25	2009-04-20
2 SH LOCKHEED MARTIN CORP	P	2008-11-17	2009-04-20
10 SH NOKIA CORP	P	2009-01-22	2009-04-22
10 SH NOKIA CORP	P	2008-10-09	2009-04-22
4 SH AUTOLIV INC	P	2009-03-10	2009-04-28
5 SH MICROSOFT CORP	P	2009-03-19	2009-04-28
15 SH MICROSOFT CORP	P	2009-02-19	2009-04-28
5 SH WAL-MART STORES INC	P	2008-07-17	2009-04-28
10 SH TJX COMPANIES INC	P	2009-01-15	2009-04-29
10 PACCAR INC	P	2009-04-14	2009-04-30
5 SH TRAVELERS CO INC	P	2005-08-22	2009-04-01
6 SH ABBOTT LAB	P	2007-08-09	2009-04-08
2 SH ABBOTT LAB	P	2007-11-08	2009-04-08
7 SH COLGATE-PALMOLIVE CO	P	2007-07-09	2009-04-08
3 SH COLGATE-PALMOLIVE CO	P	2008-01-11	2009-04-08
7 SH DEUTSCHE BANK AG	P	2007-08-15	2009-04-08
5 SH DEUTSCHE BANK AG	P	2008-02-11	2009-04-08
3 SH DEUTSCHE BANK AG	P	2007-11-15	2009-04-08
5 SH MORGAN STANLEY	P	2007-08-09	2009-04-08
5 SH MORGAN STANLEY	P	2007-08-30	2009-04-08
10 SH METLIFE INC	P	2007-08-14	2009-04-14
8 SH ABBOTT LAB	P	2007-11-08	2009-04-16
2 SH ABBOTT LAB	P	2007-12-06	2009-04-16
2 SH COLGATE-PALMOLIVE CO	P	2008-01-11	2009-04-16
2 SH DEUTSCHE BANK AG	P	2008-02-11	2009-04-20
2 SH DEUTSCHE BANK AG	P	2008-03-20	2009-04-20
1 SH GOOGLE INC	P	2005-08-18	2009-04-20
11 SH AUTOLIV INC	P	2007-02-26	2009-04-28
5 SH ABBOTT LABORATORIES	P	2007-12-06	2009-04-28
15 SH MICROSOFT CORP	P	2007-12-11	2009-04-28

Form 990PF Part IV - Capital Gains and Losses for Tax on Investment Income - Lines e - h

(e) Gross sales price	(f) Depreciation allowed (or allowable)	(g) Cost or other basis plus expense of sale	(h) Gain or (loss) (e) plus (f) minus (g)
152		147	5
152		143	9
149		122	27
149		167	-18
94		53	41
100		86	14
301		274	27
244		284	-40
282		198	84
353		312	41
209		225	-16
261		333	-72
87		107	-20
422		463	-41
181		239	-58
315		872	-557
225		547	-322
135		373	-238
116		311	-195
116		301	-185
270		622	-352
340		428	-88
85		116	-31
118		159	-41
97		219	-122
97		218	-121
380		278	102
259		636	-377
216		290	-74
301		519	-218

Form 990PF Part IV - Capital Gains and Losses for Tax on Investment Income - Lines i - l

Complete only for assets showing gain in column (h) and owned by the foundation on 12/31/69			(l) Gains (Col (h) gain minus col (k), but not less than -0-) or Losses (from col (h))
(i) F M V as of 12/31/69	(j) Adjusted basis as of 12/31/69	(k) Excess of col (i) over col (j), if any	
			5
			9
			27
			-18
			41
			14
			27
			-40
			84
			41
			-16
			-72
			-20
			-41
			-58
			-557
			-322
			-238
			-195
			-185
			-352
			-88
			-31
			-41
			-122
			-121
			102
			-377
			-74
			-218

Form 990PF Part IV - Capital Gains and Losses for Tax on Investment Income - Lines a - d

(a) List and describe the kind(s) of property sold (e g , real estate, 2-story brick warehouse, or common stock, 200 shs MLC Co )	(b) How acquired P—Purchase D—Donation	(c) Date acquired (mo , day, yr )	(d) Date sold (mo , day, yr )
10 SH WAL-MART STORES INC	P	2008-02-12	2009-04-28
5 SH ROYAL DUTCH SHELL PLC	P	2008-10-24	2009-04-29
3 SH ROYAL DUTCH SHELL PLC	P	2008-04-03	2009-04-29
2 SH ROYAL DUTCH SHELL PLC	P	2007-08-30	2009-04-29
5 SH GILEAD SCIENCES INC	P	2005-08-18	2009-04-30
15 SH VERIZON COMMUNICATIONS INC	P	2007-06-13	2009-04-30
10 SH VERIZON COMMUNICATIONS INC	P	2006-11-01	2009-04-30
10 SH VERIZON COMMUNICATIONS INC	P	2007-10-22	2009-04-30
CASH IN LIEU-TIME WARNER INC	P	2008-09-30	2009-04-06
7 SH BECTON DICKINSON & CO	P	2008-10-06	2009-05-01
50 SH ERICSSON L M TEL CO	P	2008-12-03	2009-05-01
15 SH MICROSOFT CORP	P	2009-03-19	2009-05-01
8 SH PHILIP MORRIS INTERNATIONAL	P	2008-07-10	2009-05-01
2 SH PHILIP MORRIS INTERNATIONAL	P	2008-08-12	2009-05-01
4 SH WAL-MART STORES INC	P	2008-10-01	2009-05-04
5 SH BECTON DICKINSON & CO	P	2008-10-06	2009-05-05
4 SH COLGATE-PALMOLIVE CO	P	2008-11-25	2009-05-05
1 SH COLGATE-PALMOLIVE CO	P	2008-05-05	2009-05-05
5 SH MOLSON COORS BREWING CO	P	2008-11-25	2009-05-05
5 SH MOLSON COORS BREWING CO	P	2009-03-10	2009-05-05
2 SH ABBOTT LABORATORIES	P	2008-09-15	2009-05-06
10 SH HONEYWELL INTERNATIONAL INC	P	2009-01-20	2009-05-06
4 SH LOCKHEED MARTIN CORP	P	2008-11-25	2009-05-07
15 SH MICROSOFT CORP	P	2009-03-31	2009-05-07
5 SH PACCAR INC	P	2009-04-14	2009-05-07
5 SH QUALCOMM INC	P	2008-06-16	2009-05-07
15 SH AUTOLIV INC	P	2009-03-10	2009-05-08
5 SH JACOBS ENGINEERING GROUP INC	P	2009-03-31	2009-05-08
10 SH JACOBS ENGINEERING GROUP INC	P	2009-01-13	2009-05-08
5 SH BAXTER INTERNATIONAL INC	P	2009-03-31	2009-05-08



Form 990PF Part IV - Capital Gains and Losses for Tax on Investment Income - Lines e - h

(e) Gross sales price	(f) Depreciation allowed (or allowable)	(g) Cost or other basis plus expense of sale	(h) Gain or (loss) (e) plus (f) minus (g)
488		504	-16
230		422	-192
138		213	-75
92		152	-60
227		106	121
456		644	-188
304		357	-53
303		441	-138
12			12
427		544	-117
416		349	67
300		259	41
295		427	-132
74		112	-38
203		239	-36
306		389	-83
247		259	-12
62		73	-11
210		223	-13
210		166	44
85		117	-32
328		326	2
317		295	22
290		277	13
165		156	9
210		248	-38
370		200	170
212		193	19
424		471	-47
254		313	-59

Form 990PF Part IV - Capital Gains and Losses for Tax on Investment Income - Lines i - l

Complete only for assets showing gain in column (h) and owned by the foundation on 12/31/69			(l) Gains (Col (h) gain minus col (k), but not less than -0-) or Losses (from col (h))
(i) F M V as of 12/31/69	(j) Adjusted basis as of 12/31/69	(k) Excess of col (i) over col (j), if any	
			-16
			-192
			-75
			-60
			121
			-188
			-53
			-138
			12
			-117
			67
			41
			-132
			-38
			-36
			-83
			-12
			-11
			-13
			44
			-32
			2
			22
			13
			9
			-38
			170
			19
			-47
			-59

Form 990PF Part IV - Capital Gains and Losses for Tax on Investment Income - Lines a - d

(a) List and describe the kind(s) of property sold (e g , real estate, 2-story brick warehouse, or common stock, 200 shs MLC Co )	(b) How acquired P—Purchase D—Donation	(c) Date acquired (mo , day, yr )	(d) Date sold (mo , day, yr )
5 SH HOME DEPOT	P	2009-02-10	2009-05-12
20 SH HOME DEPOT	P	2008-10-23	2009-05-12
15 SH TJX COMPANIES INC	P	2009-01-15	2009-05-13
5 SH ABBOTT LABORATORIES	P	2008-09-15	2009-05-20
6 SH DEVON ENERGY CORP	P	2008-07-22	2009-05-20
5 SH JACOBS ENGINEERING GROUP INC	P	2009-03-31	2009-05-20
10 SH WALT DISNEY	P	2008-10-17	2009-05-26
10 SH WALT DISNEY	P	2008-11-05	2009-05-26
20 SH GAP INC	P	2009-02-11	2009-05-26
5 SH SCHWAB	P	2009-01-21	2009-05-26
15 SH SCHWAB	P	2009-01-12	2009-05-26
10 SH SCHWAB	P	2008-10-21	2009-05-26
10 SH WYETH	P	2008-09-03	2009-05-27
20 SH NETAPP INC	P	2009-04-23	2009-05-28
7 SH METLIFE INC	P	2008-10-08	2009-05-29
10 SH SCHWAB	P	2009-01-21	2009-05-29
19 SH ALLSTATE CORP	P	2007-08-24	2009-05-01
1 SH ALLSTATE CORP	P	2007-09-24	2009-05-01
6 SH COCA-COLA CO	P	2008-01-10	2009-05-01
4 SH EOG RES INC	P	2007-10-08	2009-05-01
10 SH HEWLETT-PACKARD CO	P	2005-08-18	2009-05-01
6 SH PHILIP MORRIS INTERNATIONAL	P	2006-10-03	2009-05-01
2 SH PHILIP MORRIS INTERNATIONAL	P	2007-07-31	2009-05-01
1 SH PHILIP MORRIS INTERNATIONAL	P	2007-06-04	2009-05-01
5 SH TEVA PHARMACEUTICAL	P	2007-07-26	2009-05-04
10 SH JC PENNEY CO INC	P	2008-02-06	2009-05-05
3 SH ABBOTT LAB	P	2007-12-06	2009-05-06
5 SH TEVA PHARMACEUTICAL	P	2007-07-26	2009-05-07
4 SH ALCON INC	P	2005-08-18	2009-05-08
4 SH COCA-COLA	P	2008-04-04	2009-05-08

Form 990PF Part IV - Capital Gains and Losses for Tax on Investment Income - Lines e - h

(e) Gross sales price	(f) Depreciation allowed (or allowable)	(g) Cost or other basis plus expense of sale	(h) Gain or (loss) (e) plus (f) minus (g)
123		112	11
491		383	108
415		298	117
218		294	-76
386		604	-218
202		193	9
240		241	-1
240		258	-18
324		230	94
87		70	17
261		231	30
174		207	-33
441		429	12
374		368	6
218		186	32
175		140	35
444		1,073	-629
23		55	-32
254		391	-137
264		307	-43
358		266	92
221		241	-20
74		93	-19
37		50	-13
221		213	8
320		449	-129
128		174	-46
222		213	9
385		472	-87
171		243	-72

Form 990PF Part IV - Capital Gains and Losses for Tax on Investment Income - Lines i - l

Complete only for assets showing gain in column (h) and owned by the foundation on 12/31/69			(l) Gains (Col (h) gain minus col (k), but not less than -0-) or Losses (from col (h))
(i) F M V as of 12/31/69	(j) Adjusted basis as of 12/31/69	(k) Excess of col (i) over col (j), if any	
			11
			108
			117
			-76
			-218
			9
			-1
			-18
			94
			17
			30
			-33
			12
			6
			32
			35
			-629
			-32
			-137
			-43
			92
			-20
			-19
			-13
			8
			-129
			-46
			9
			-87
			-72

Form 990PF Part IV – Capital Gains and Losses for Tax on Investment Income - Lines a - d

(a) List and describe the kind(s) of property sold (e g , real estate, 2-story brick warehouse, or common stock, 200 shs MLC Co )	(b) How acquired P—Purchase D—Donation	(c) Date acquired (mo , day, yr )	(d) Date sold (mo , day, yr )
1 SH COCA-COLA	P	2008-01-10	2009-05-08
10 SH PEPSICO INC	P	2005-08-18	2009-05-08
8 SH MEDCO HEALTH SOLUTIONS INC	P	2007-11-19	2009-05-11
2 SH BAXTER INTERNATIONAL INC	P	2008-05-05	2009-05-12
20 SH CISCO SYSTEMS INC	P	2006-11-08	2009-05-13
17 SH ALTRIA GROUP	P	2005-08-19	2009-05-18
16 SH ALTRIA GROUP	P	2006-06-01	2009-05-18
10 SH CELGENE CORP	P	2007-05-09	2009-05-18
15 SH ALLSTATE CORP	P	2007-09-24	2009-05-26
10 SH ALLSTATE CORP	P	2008-03-05	2009-05-26
25 SH CISCO SYSTEMS INC	P	2006-11-08	2009-05-26
6 SH MONSANTO CO	P	2006-07-31	2009-05-28
8 SH EMERSON ELECTRIC CO	P	2007-08-28	2009-05-29
2 SH EMERSON ELECTRIC CO	P	2007-05-30	2009-05-29
5 SH METLIFE INC	P	2007-10-17	2009-05-29
3 SH METLIFE INC	P	2007-08-14	2009-05-29
4 SH DEUTSCHE BANK	P	2009-01-12	2009-06-01
1 SH DEUTSCHE BANK	P	2009-01-12	2009-06-01
40 SH NVIDIA CORP	P	2008-09-08	2009-06-01
30 SH SANOFI-AVENTIS	P	2009-01-12	2009-06-11
15 SH LINCOLN NATIONAL CORP	P	2009-01-29	2009-06-12
4 SH PHILIP MORRIS INTERNATIONAL	P	2008-08-12	2009-06-12
1 SH PHILIP MORRIS INTERNATIONAL	P	2008-08-29	2009-06-12
10 SH WESTERN DIGITAL CORP	P	2008-07-30	2009-06-18
10 SH EASTMAN CHEMICAL CO	P	2009-03-10	2009-06-19
9 SH AMGEN INC	P	2008-07-10	2009-06-22
12 SH AMGEN INC	P	2009-04-17	2009-06-22
15 SH METLIFE INC	P	2008-10-08	2009-06-26
20 SH NOKIA CORP	P	2009-01-22	2009-06-26
5 SH TYSON FOODS	P	2009-01-12	2009-06-26

Form 990PF Part IV - Capital Gains and Losses for Tax on Investment Income - Lines e - h

(e) Gross sales price	(f) Depreciation allowed (or allowable)	(g) Cost or other basis plus expense of sale	(h) Gain or (loss) (e) plus (f) minus (g)
43		65	-22
495		546	-51
358		389	-31
102		126	-24
363		501	-138
284		278	6
267		271	-4
393		640	-247
394		832	-438
263		480	-217
278		376	-98
475		259	216
255		377	-122
64		95	-31
156		337	-181
93		187	-94
278		132	146
69		33	36
434		449	-15
977		946	31
267		259	8
174		223	-49
43		54	-11
246		290	-44
384		195	189
461		462	-1
614		568	46
447		397	50
299		244	55
63		42	21

Form 990PF Part IV - Capital Gains and Losses for Tax on Investment Income - Lines i - l

Complete only for assets showing gain in column (h) and owned by the foundation on 12/31/69			(l) Gains (Col (h) gain minus col (k), but not less than -0-) or Losses (from col (h))
(i) F M V as of 12/31/69	(j) Adjusted basis as of 12/31/69	(k) Excess of col (i) over col (j), if any	
			-22
			-51
			-31
			-24
			-138
			6
			-4
			-247
			-438
			-217
			-98
			216
			-122
			-31
			-181
			-94
			146
			36
			-15
			31
			8
			-49
			-11
			-44
			189
			-1
			46
			50
			55
			21



Form 990PF Part IV - Capital Gains and Losses for Tax on Investment Income - Lines a - d

(a) List and describe the kind(s) of property sold (e g , real estate, 2-story brick warehouse, or common stock, 200 shs MLC Co )	(b) How acquired P—Purchase D—Donation	(c) Date acquired (mo , day, yr )	(d) Date sold (mo , day, yr )
1 SH DEUTSCHE BANK	P	2008-03-20	2009-06-01
20 SH WESTERN DIGITAL CORP	P	2008-05-27	2009-06-01
6 SH MCDONALD'S CORP	P	2006-11-02	2009-06-02
5 SH FRANKLIN RESOURCES INC	P	2005-08-18	2009-06-04
3 SH FRANKLIN RESOURCES INC	P	2006-04-26	2009-06-04
10 SH HEWLETT-PACKARD CO	P	2005-08-18	2009-06-04
7 SH MONSANTO CO	P	2006-07-31	2009-06-04
10 SH CHEVRON CORP	P	2005-08-18	2009-06-10
1 SH CHEVRON CORP	P	2005-08-18	2009-06-10
8 SH CHEVRON CORP	P	2005-08-18	2009-06-16
7 SH PHILIP MORRIS INTERNATIONAL	P	2007-06-04	2009-06-17
13 SH PHILIP MORRIS INTERNATIONAL	P	2006-06-01	2009-06-17
5 SH MORGAN STANLEY	P	2007-08-30	2009-06-18
5 SH MORGAN STANLEY	P	2007-10-04	2009-06-18
10 SH MORGAN STANLEY	P	2007-10-01	2009-06-18
15 SH HEWLETT-PACKARD CO	P	2005-08-18	2009-06-24
5 SH TRAVELERS CO INC	P	2007-06-12	2009-06-24
10 SH TRAVELERS CO INC	P	2007-05-23	2009-06-24
4 SH EOG RES INC	P	2007-10-08	2009-06-25
4 SH EOG RES INC	P	2008-02-07	2009-06-25
4 SH EOG RES INC	P	2007-12-11	2009-06-25
3 SH MONSANTO CO	P	2006-07-31	2009-06-26
1 SH MONSANTO CO	P	2007-02-12	2009-06-26
40 SH TYSON FOODS INC	P	2008-05-07	2009-06-26
20 SH ELI LILLY & CO	P	2009-04-06	2009-07-10
4 SH EOG RESOURCES INC	P	2009-01-20	2009-07-13
5 SH PROCTER & GAMBLE CO	P	2008-09-11	2009-07-13
9 SH AMGEN INC	P	2009-04-17	2009-07-15
8 SH MCDONALD'S CORP	P	2008-08-22	2009-07-16
1 SH MCDONALD'S CORP	P	2008-09-23	2009-07-16

**Form 990PF Part IV - Capital Gains and Losses for Tax on Investment Income - Lines e - h**

<b>(e)</b> Gross sales price	<b>(f)</b> Depreciation allowed (or allowable)	<b>(g)</b> Cost or other basis plus expense of sale	<b>(h)</b> Gain or (loss) (e) plus (f) minus (g)
69		109	-40
513		714	-201
363		252	111
363		406	-43
218		290	-72
358		266	92
574		303	271
708		590	118
71		59	12
561		472	89
296		347	-51
549		497	52
140		301	-161
140		334	-194
280		637	-357
563		399	164
206		271	-65
411		558	-147
274		306	-32
274		359	-85
274		357	-83
227		130	97
76		54	22
507		709	-202
668		652	16
251		249	2
263		362	-99
520		426	94
457		504	-47
57		63	-6

Form 990PF Part IV - Capital Gains and Losses for Tax on Investment Income - Lines i - l

Complete only for assets showing gain in column (h) and owned by the foundation on 12/31/69			(l) Gains (Col (h) gain minus col (k), but not less than -0-) or Losses (from col (h))
(i) F M V as of 12/31/69	(j) Adjusted basis as of 12/31/69	(k) Excess of col (i) over col (j), if any	
			-40
			-201
			111
			-43
			-72
			92
			271
			118
			12
			89
			-51
			52
			-161
			-194
			-357
			164
			-65
			-147
			-32
			-85
			-83
			97
			22
			-202
			16
			2
			-99
			94
			-47
			-6

Form 990PF Part IV – Capital Gains and Losses for Tax on Investment Income - Lines a - d

(a) List and describe the kind(s) of property sold (e g , real estate, 2-story brick warehouse, or common stock, 200 shs MLC Co )	(b) How acquired P—Purchase D—Donation	(c) Date acquired (mo , day, yr )	(d) Date sold (mo , day, yr )
45 SH BRISTOL-MYERS SQUIBB CO	P	2009-03-10	2009-07-17
5 SH WALT DISNEY CO	P	2008-11-25	2009-07-20
10 SH WALT DISNEY CO	P	2008-11-13	2009-07-20
10 SH LIBERTY ENTERTAINMENT	P	2009-04-28	2009-07-22
10 SH CAPITAL ONE FINANCIAL CORP	P	2009-01-16	2009-07-23
10 SH LIBERTY ENTERTAINMENT	P	2009-04-28	2009-07-23
25 SH GAP INC	P	2009-02-18	1990-07-27
10 SH GAP INC	P	2009-02-11	2009-07-27
5 SH PHILIP MORRIS INTERNATIONAL	P	2008-08-29	2009-07-27
5 SH CISCO SYSTEMS INC	P	2006-11-21	2009-07-01
15 SH CISCO SYSTEMS INC	P	2006-11-08	2009-07-01
1 SH CME GROUP INC	P	2007-08-15	2009-07-07
10 SH CARDINAL HEALTH INC	P	2008-04-23	2009-07-08
5 SH EOG RESOURCES INC	P	2008-02-07	2009-07-09
9 SH EXXON MOBIL CORP	P	2006-01-20	2009-07-10
6 SH CHEVRON CORP	P	2006-07-21	2009-07-13
4 SH CHEVRON CORP	P	2007-05-23	2009-07-13
4 SH EOG RESOURCES INC	P	2008-02-07	2009-07-13
5 SH HEWLETT-PACKARD CO	P	2006-11-21	2009-07-16
10 SH HEWLETT-PACKARD C	P	2006-11-02	2009-07-16
10 SH ROYAL DUTCH SHELL	P	2008-04-03	2009-07-20
10 SH ROYAL DUTCH SHELL	P	2008-04-04	2009-07-20
5 SH MONSANTO CO	P	2007-02-12	2009-07-22
2 SH MONSANTO CO	P	2007-11-05	2009-07-22
5 SH WALT DISNEY CO	P	2008-11-25	2009-08-03
10 SH WALT DISNEY CO	P	2009-01-20	2009-08-03
3 SH EOG RESOURCES INC	P	2009-01-20	2009-08-03
8 SH MCDONALD'S CORP	P	2008-09-23	2009-08-04
15 SH TORCHMARK CORP	P	2009-05-13	2009-08-04
8 SH EMERSON ELECTRIC CO	P	2009-01-12	2009-08-05

**Form 990PF Part IV - Capital Gains and Losses for Tax on Investment Income - Lines e - h**

<b>(e)</b> Gross sales price	<b>(f)</b> Depreciation allowed (or allowable)	<b>(g)</b> Cost or other basis plus expense of sale	<b>(h)</b> Gain or (loss) (e) plus (f) minus (g)
900		888	12
125		111	14
249		205	44
265		238	27
266		243	23
269		238	31
399		282	117
159		115	44
233		270	-37
95		135	-40
285		376	-91
283		557	-274
298		517	-219
312		449	-137
586		552	34
371		390	-19
247		328	-81
251		359	-108
196		199	-3
391		386	5
511		710	-199
511		717	-206
399		270	129
159		187	-28
128		111	17
255		212	43
231		187	44
440		504	-64
587		526	61
279		281	-2

Form 990PF Part IV - Capital Gains and Losses for Tax on Investment Income - Lines i - l

Complete only for assets showing gain in column (h) and owned by the foundation on 12/31/69			(l) Gains (Col (h) gain minus col (k), but not less than -0-) or Losses (from col (h))
(i) F M V as of 12/31/69	(j) Adjusted basis as of 12/31/69	(k) Excess of col (i) over col (j), if any	
			12
			14
			44
			27
			23
			31
			117
			44
			-37
			-40
			-91
			-274
			-219
			-137
			34
			-19
			-81
			-108
			-3
			5
			-199
			-206
			129
			-28
			17
			43
			44
			-64
			61
			-2

Form 990PF Part IV - Capital Gains and Losses for Tax on Investment Income - Lines a - d

(a) List and describe the kind(s) of property sold (e g , real estate, 2-story brick warehouse, or common stock, 200 shs MLC Co )	(b) How acquired P—Purchase D—Donation	(c) Date acquired (mo , day, yr )	(d) Date sold (mo , day, yr )
10 SH EMERSON ELECTRIC CO	P	2009-02-11	2009-08-05
20 SH HARTFORD FINANCIAL SVCS GRP	P	2009-01-22	2009-08-05
10 SH HARTFORD FINANCIAL SVCS GRP	P	2008-10-31	2009-08-05
6 SH PROCTER & GAMBLE CO	P	2008-09-11	2009-08-07
6 SH CHEVRON CORP	P	2008-09-04	2009-08-10
35 SH TYSON FOODS INC	P	2009-01-12	2009-08-12
55 SH ERICSSON	P	2008-12-03	2009-08-18
5 SH EMERSON ELECTRIC CO	P	2009-02-11	2009-08-19
5 SH EMERSON ELECTRIC CO	P	2009-02-19	2009-08-19
3 SH EOG RESOURCES INC	P	2009-01-20	2009-08-20
10 SH METLIFE INC	P	2009-01-15	2009-08-24
5050 SH NEWS CORP	P	2009-01-15	2009-08-25
144 769 SH BERNSTEIN INTERMEDIATE DURATION PORTFOLIO	P	2008-12-09	2009-08-27
71 042 SH BERNSTEIN EMERGING MKTS PORTFOLIO	P	2008-12-09	2009-08-27
1258 596 SH BERNSTEIN INTERNATIONAL PORTFOLIO	P	2009-03-10	2009-08-27
3 SH AMAZON COM INC	P	2009-05-26	2009-08-27
1308 036 ALLIANCEBERNSTEIN GLOBAL R/E INVT FD II	P	2009-03-10	2009-08-27
15 SH AMERICAN TOWER CORP	P	2009-07-08	2009-08-27
6 SH ALCON INC	P	2009-08-04	2009-08-27
3 SH ALCON INC	P	2009-07-16	2009-08-27
48 SH ALTRIA GROUP INC	P	2009-07-09	2009-08-27
46 SH ALTRIA GROUP INC	P	2008-08-29	2009-08-27
20 SH ALTRIA GROUP INC	P	2009-07-13	2009-08-27
15 SH ALTRIA GROUP INC	P	2009-04-13	2009-08-27
35 SH AT&T	P	2009-06-24	2009-08-27
25 SH AT&T	P	2009-06-15	2009-08-27
10 SH AT&T	P	2009-08-10	2009-08-27
20 SH ARCELORMITTAL	P	2009-08-04	2009-08-27
10 SH ARCELORMITTAL	P	2009-06-02	2009-08-27
10 SH ARCELORMITTAL	P	2009-06-05	2009-08-27

Form 990PF Part IV - Capital Gains and Losses for Tax on Investment Income - Lines e - h

(e) Gross sales price	(f) Depreciation allowed (or allowable)	(g) Cost or other basis plus expense of sale	(h) Gain or (loss) (e) plus (f) minus (g)
348		328	20
327		241	86
163		101	62
311		434	-123
415		502	-87
389		293	96
514		384	130
173		164	9
173		151	22
221		187	34
398		267	131
559		395	164
1,861		1,659	202
1,719		1,046	673
17,987		14,285	3,702
251		225	26
9,941		5,860	4,081
484		451	33
782		787	-5
391		368	23
864		785	79
828		981	-153
360		333	27
270		247	23
921		869	52
658		614	44
263		255	8
721		756	-35
361		364	-3
361		353	8



Form 990PF Part IV - Capital Gains and Losses for Tax on Investment Income - Lines i - l

Complete only for assets showing gain in column (h) and owned by the foundation on 12/31/69			(l) Gains (Col (h) gain minus col (k), but not less than -0-) or Losses (from col (h))
(i) F M V as of 12/31/69	(j) Adjusted basis as of 12/31/69	(k) Excess of col (i) over col (j), if any	
			20
			86
			62
			-123
			-87
			96
			130
			9
			22
			34
			131
			164
			202
			673
			3,702
			26
			4,081
			33
			-5
			23
			79
			-153
			27
			23
			52
			44
			8
			-35
			-3
			8

Form 990PF Part IV - Capital Gains and Losses for Tax on Investment Income - Lines a - d

(a) List and describe the kind(s) of property sold (e g , real estate, 2-story brick warehouse, or common stock, 200 shs MLC Co )	(b) How acquired P—Purchase D—Donation	(c) Date acquired (mo , day, yr )	(d) Date sold (mo , day, yr )
20 SH ACE LTD	P	2009-04-20	2009-08-27
50 SH ALTERA CORPORATION	P	2009-07-24	2009-08-27
40 SH AK STEEL HOLDING CORP	P	2009-08-26	2009-08-27
30 SH ALLSTATE CORP	P	2009-02-09	2009-08-27
4 SH APACHE CORP	P	2008-10-10	2009-08-27
6 SH APACHE CORP	P	2008-10-10	2009-08-27
4 SH APACHE CORP	P	2009-01-15	2009-08-27
5 SH APPLE INC	P	2008-11-17	2009-08-27
65 SH ARCHER-DANIELS	P	2009-01-20	2009-08-27
15 SH ARCHER-DANIELS	P	2009-02-02	2009-08-27
15 SH BUNGE LTD	P	2009-03-19	2009-08-27
1 SH BUNGE LTD	P	2008-12-01	2009-08-27
10 SH BANK OF NEW YORK MELLON CORP	P	2009-04-17	2009-08-27
8 SH BAXTER INTERNATIONAL INC	P	2009-03-31	2009-08-27
6 SH BAXTER INTERNATIONAL INC	P	2008-11-04	2009-08-27
20 SH CREDIT SUISSE GROUP	P	2009-05-11	2009-08-27
20 SH CROWN CASTLE INTL CORP	P	2009-07-09	2009-08-27
18 SH COSTCO WHOLESALE CORP	P	2009-01-13	2009-08-27
10 SH COSTCO WHOLESALE CORP	P	2009-06-05	2009-08-27
40 SH CONSTELLATION	P	2009-08-25	2009-08-27
8 SH CHEVRON CORP	P	2009-03-26	2009-08-27
5 SH CHEVRON CORP	P	2009-04-14	2009-08-27
2 SH CHEVRON CORP	P	2008-09-04	2009-08-27
15 SH CIMAREX ENERGY CO	P	2009-07-28	2009-08-27
45 SH CBS CORP	P	2009-01-12	2009-08-27
40 SH CBS CORP	P	2009-02-09	2009-08-27
13 SH CAMERON INTERNATIONAL CORP	P	2009-03-31	2009-08-27
10 SH CAPITAL ONE FINANCIAL CORP	P	2009-01-16	2009-08-27
30 SH CAPITAL ONE FINANCIAL CORP	P	2009-01-16	2009-08-27
5 SH CATERPILLAR INC	P	2009-07-28	2009-08-27

Form 990PF Part IV - Capital Gains and Losses for Tax on Investment Income - Lines e - h

(e) Gross sales price	(f) Depreciation allowed (or allowable)	(g) Cost or other basis plus expense of sale	(h) Gain or (loss) (e) plus (f) minus (g)
1,037		887	150
950		928	22
817		822	-5
863		686	177
345		265	80
519		398	121
346		288	58
831		445	386
1,813		1,666	147
418		403	15
1,009		855	154
67		39	28
289		306	-17
452		409	43
339		370	-31
1,016		821	195
558		476	82
907		887	20
504		477	27
591		600	-9
562		563	-1
351		333	18
141		167	-26
587		514	73
487		355	132
433		249	184
464		290	174
366		243	123
1,095		728	367
233		214	19

Form 990PF Part IV - Capital Gains and Losses for Tax on Investment Income - Lines i - l

Complete only for assets showing gain in column (h) and owned by the foundation on 12/31/69			(l) Gains (Col (h) gain minus col (k), but not less than -0-) or Losses (from col (h))
(i) F M V as of 12/31/69	(j) Adjusted basis as of 12/31/69	(k) Excess of col (i) over col (j), if any	
			150
			22
			-5
			177
			80
			121
			58
			386
			147
			15
			154
			28
			-17
			43
			-31
			195
			82
			20
			27
			-9
			-1
			18
			-26
			73
			132
			184
			174
			123
			367
			19

Form 990PF Part IV - Capital Gains and Losses for Tax on Investment Income - Lines a - d

(a) List and describe the kind(s) of property sold (e g , real estate, 2-story brick warehouse, or common stock, 200 shs MLC Co )	(b) How acquired P—Purchase D—Donation	(c) Date acquired (mo , day, yr )	(d) Date sold (mo , day, yr )
15 SH CATERPILLAR INC	P	2009-05-27	2009-08-27
15 SH CATERPILLAR INC	P	2009-07-15	2009-08-27
25 SH CISCO SYSTEMS INC	P	2008-10-09	2009-08-27
6 SH COLGATE-PALMOLIVE CO	P	2009-01-21	2009-08-27
2 SH COLGATE-PALMOLIVE CO	P	2008-11-25	2009-08-27
60 SH CORNING INC	P	2009-01-22	2009-08-27
7 SH DEVON ENERGY CORP	P	2009-01-29	2009-08-27
7 SH DEVON ENERGY CORP	P	2009-02-09	2009-08-27
6 SH DEVON ENERGY CORP	P	2009-07-14	2009-08-27
5 SH DEVON ENERGY CORP	P	2008-09-24	2009-08-27
5 SH DEVON ENERGY CORP	P	2009-02-18	2009-08-27
5 SH DEVON ENERGY CORP	P	2009-03-25	2009-08-27
5 SH DEUTSCHE BANK AG	P	2009-01-12	2009-08-27
14 SH DEUTSCHE BANK AG	P	2009-05-07	2009-08-27
10 SH DEUTSCHE BANK AG	P	2009-03-05	2009-08-27
55 SH DELL INC	P	2009-07-16	2009-08-27
40 SH DELL INC	P	2009-08-17	2009-08-27
25 SH DELL INC	P	2009-07-20	2009-08-27
50 SH D R HORTON INC	P	2009-06-15	2009-08-27
9 SH DANAHER CORP	P	2009-03-06	2009-08-27
6 SH DANAHER CORP	P	2009-05-27	2009-08-27
5 SH WALT DISNEY CO	P	2009-01-20	2009-08-27
15 SH WALT DISNEY CO	P	2009-03-05	2009-08-27
25 SH DUPONT	P	2009-06-18	2009-08-27
20 SH DUPONT	P	2009-06-25	2009-08-27
15 SH DUPONT	P	2009-04-17	2009-08-27
10 SH DUPONT	P	2009-05-27	2009-08-27
10 SH DUPONT	P	2009-05-19	2009-08-27
10 SH DUPONT	P	2009-05-01	2009-08-27
10 SH DUPONT	P	2009-06-10	2009-08-27

Form 990PF Part IV - Capital Gains and Losses for Tax on Investment Income - Lines e - h

(e) Gross sales price	(f) Depreciation allowed (or allowable)	(g) Cost or other basis plus expense of sale	(h) Gain or (loss) (e) plus (f) minus (g)
700		529	171
700		504	196
540		464	76
438		378	60
146		129	17
946		563	383
429		443	-14
429		415	14
367		315	52
306		506	-200
306		244	62
306		248	58
342		165	177
957		749	208
684		243	441
805		692	113
585		554	31
366		321	45
669		467	202
557		450	107
371		367	4
134		106	28
402		246	156
800		634	166
640		503	137
480		426	54
320		278	42
320		285	35
320		282	38
320		264	56

Form 990PF Part IV - Capital Gains and Losses for Tax on Investment Income - Lines i - l

Complete only for assets showing gain in column (h) and owned by the foundation on 12/31/69			(l) Gains (Col (h) gain minus col (k), but not less than -0-) or Losses (from col (h))
(i) F M V as of 12/31/69	(j) Adjusted basis as of 12/31/69	(k) Excess of col (i) over col (j), if any	
			171
			196
			76
			60
			17
			383
			-14
			14
			52
			-200
			62
			58
			177
			208
			441
			113
			31
			45
			202
			107
			4
			28
			156
			166
			137
			54
			42
			35
			38
			56

Form 990PF Part IV - Capital Gains and Losses for Tax on Investment Income - Lines a - d

(a) List and describe the kind(s) of property sold (e g , real estate, 2-story brick warehouse, or common stock, 200 shs MLC Co )	(b) How acquired P—Purchase D—Donation	(c) Date acquired (mo , day, yr )	(d) Date sold (mo , day, yr )
13 SH EOG RESOURCES INC	P	2009-02-03	2009-08-27
35 SH EMC CORP	P	2009-08-11	2009-08-27
15 SH EASTMAN CHEMICAL CO	P	2009-03-10	2009-08-27
5 SH EMERSON ELECTRIC CO	P	2009-02-19	2009-08-27
10 SH EMERSON ELECTRIC CO	P	2009-03-31	2009-08-27
15 SH ENSCO INTERNATIONAL INC	P	2009-05-27	2009-08-27
7 SH FEDEX CORP	P	2009-08-17	2009-08-27
5 SH FREEPORT-MCMORAN COPPER & GOLD	P	2009-07-08	2009-08-27
20 SH FREEPORT-MCMORAN COPPER & GOLD	P	2009-05-05	2009-08-27
11 SH FREEPORT-MCMORAN COPPER & GOLD	P	2009-08-06	2009-08-27
6 SH GOLDMAN SACHS GROUP	P	2008-12-03	2009-08-27
3 SH GOLDMAN SACHS GROUP	P	2008-09-12	2009-08-27
2 SH GOLDMAN SACHS GROUP	P	2009-06-25	2009-08-27
7 SH GOLDMAN SACHS GROUP	P	2009-04-17	2009-08-27
7 SH GOLDMAN SACHS GROUP	P	2008-10-31	2009-08-27
6 SH GOLDMAN SACHS GROUP	P	2008-11-11	2009-08-27
5 SH GOLDMAN SACHS GROUP	P	2009-05-06	2009-08-27
5 SH GOLDMAN SACHS GROUP	P	2009-05-12	2009-08-27
1 SH GOOGLE INC	P	2009-01-13	2009-08-27
6 SH GENERAL MILLS INC	P	2008-10-31	2009-08-27
6 SH GILEAD SCIENCES INC	P	2009-03-31	2009-08-27
5 SH GILEAD SCIENCES INC	P	2008-10-31	2009-08-27
25 SH GLAXOSMITHKLINE	P	2009-03-10	2009-08-27
45 SH INGERSOLL-RAND	P	2009-06-03	2009-08-27
25 SH HOME DEPOT INC	P	2009-02-26	2009-08-27
15 SH HOME DEPOT INC	P	2009-02-10	2009-08-27
15 SH ILLINOIS TOOL WORKS	P	2009-06-02	2009-08-27
10 SH ILLINOIS TOOL WORKS	P	2009-06-25	2009-08-27
65 SH INTEL CORP	P	2009-07-20	2009-08-27
45 SH INTEL CORP	P	2009-05-12	2009-08-27



**Form 990PF Part IV - Capital Gains and Losses for Tax on Investment Income - Lines e - h**

<b>(e)</b> Gross sales price	<b>(f)</b> Depreciation allowed (or allowable)	<b>(g)</b> Cost or other basis plus expense of sale	<b>(h)</b> Gain or (loss) (e) plus (f) minus (g)
941		872	69
551		524	27
805		292	513
186		151	35
372		285	87
556		545	11
471		453	18
312		229	83
1,249		986	263
687		706	-19
988		390	598
494		472	22
329		286	43
1,153		848	305
1,153		628	525
988		422	566
824		684	140
824		669	155
464		312	152
357		408	-51
272		277	-5
227		232	-5
984		685	299
1,401		949	452
685		517	168
411		337	74
635		541	94
424		366	58
1,256		1,213	43
870		681	189

Form 990PF Part IV - Capital Gains and Losses for Tax on Investment Income - Lines i - l

Complete only for assets showing gain in column (h) and owned by the foundation on 12/31/69			(l) Gains (Col (h) gain minus col (k), but not less than -0-) or Losses (from col (h))
(i) F M V as of 12/31/69	(j) Adjusted basis as of 12/31/69	(k) Excess of col (i) over col (j), if any	
			69
			27
			513
			35
			87
			11
			18
			83
			263
			-19
			598
			22
			43
			305
			525
			566
			140
			155
			152
			-51
			-5
			-5
			299
			452
			168
			74
			94
			58
			43
			189

Form 990PF Part IV - Capital Gains and Losses for Tax on Investment Income - Lines a - d

(a) List and describe the kind(s) of property sold (e g , real estate, 2-story brick warehouse, or common stock, 200 shs MLC Co )	(b) How acquired P—Purchase D—Donation	(c) Date acquired (mo , day, yr )	(d) Date sold (mo , day, yr )
20 SH INTEL CORP	P	2009-07-02	2009-08-27
20 SH INTEL CORP	P	2009-04-28	2009-08-27
15 SH INTEL CORP	P	2008-09-08	2009-08-27
15 SH INTEL CORP	P	2009-01-13	2009-08-27
9 SH JPMORGAN CHASE&CO	P	2008-09-26	2009-08-27
16 SH JPMORGAN CHASE&CO	P	2009-05-27	2009-08-27
10 SH JPMORGAN CHASE&CO	P	2009-07-06	2009-08-27
10 SH JPMORGAN CHASE&CO	P	2009-06-04	2009-08-27
9 SH JPMORGAN CHASE&CO	P	2009-06-05	2009-08-27
45 SH JPMORGAN CHASE&CO	P	2009-04-30	2009-08-27
31 SH JPMORGAN CHASE&CO	P	2008-09-26	2009-08-27
20 SH JPMORGAN CHASE&CO	P	2009-05-11	2009-08-27
15 SH JPMORGAN CHASE&CO	P	2009-01-20	2009-08-27
10 SH JPMORGAN CHASE&CO	P	2009-05-12	2009-08-27
20 SH JOHNSON CONTROLS INC	P	2009-08-10	2009-08-27
5 SH KOHLS CORP	P	2009-06-19	2009-08-27
15 SH KOHLS CORP	P	2008-09-23	2009-08-27
10 SH KOHLS CORP	P	2009-05-08	2009-08-27
10 SH KOHLS CORP	P	2008-11-12	2009-08-27
10 SH KOHLS CORP	P	2009-01-15	2009-08-27
30 SH ELI LILLY & CO	P	2009-04-06	2009-08-27
15 SH LINCOLN NATIONAL CORP	P	2009-01-29	2009-08-27
25 SH LOWE'S COS INC	P	2009-07-09	2009-08-27
25 SH LOWE'S COS INC	P	2008-10-23	2009-08-27
10 SH LOWE'S COS INC	P	2009-02-24	2009-08-27
5 SH LOWE'S COS INC	P	2009-02-24	2009-08-27
35 SH LOWE'S COS INC	P	2009-05-27	2009-08-27
20 SH LOWE'S COS INC	P	2009-04-22	2009-08-27
25 SH METLIFE INC	P	2009-01-15	2009-08-27
15 SH METLIFE INC	P	2009-01-22	2009-08-27

Form 990PF Part IV - Capital Gains and Losses for Tax on Investment Income - Lines e - h

(e) Gross sales price	(f) Depreciation allowed (or allowable)	(g) Cost or other basis plus expense of sale	(h) Gain or (loss) (e) plus (f) minus (g)
387		335	52
387		302	85
290		312	-22
290		205	85
387		365	22
688		581	107
430		320	110
430		348	82
387		314	73
1,935		1,534	401
1,333		1,256	77
860		741	119
645		307	338
430		346	84
496		522	-26
263		219	44
788		713	75
525		440	85
525		296	229
525		364	161
1,013		977	36
377		259	118
541		472	69
541		455	86
217		156	61
108		78	30
758		690	68
433		416	17
942		667	275
565		373	192

Form 990PF Part IV - Capital Gains and Losses for Tax on Investment Income - Lines i - l

Complete only for assets showing gain in column (h) and owned by the foundation on 12/31/69			(l) Gains (Col (h) gain minus col (k), but not less than -0-) or Losses (from col (h))
(i) F M V as of 12/31/69	(j) Adjusted basis as of 12/31/69	(k) Excess of col (i) over col (j), if any	
			52
			85
			-22
			85
			22
			107
			110
			82
			73
			401
			77
			119
			338
			84
			-26
			44
			75
			85
			229
			161
			36
			118
			69
			86
			61
			30
			68
			17
			275
			192

Form 990PF Part IV - Capital Gains and Losses for Tax on Investment Income - Lines a - d

(a) List and describe the kind(s) of property sold (e g , real estate, 2-story brick warehouse, or common stock, 200 shs MLC Co )	(b) How acquired P—Purchase D—Donation	(c) Date acquired (mo , day, yr )	(d) Date sold (mo , day, yr )
40 SH MASCO CORP	P	2009-06-03	2009-08-27
7 SH MCDONALD'S CORP	P	2008-10-01	2009-08-27
10 SH MCDONALD'S CORP	P	2009-02-10	2009-08-27
15 SH MERCK & CO	P	2009-05-07	2009-08-27
10 SH MICROSOFT CORP	P	2009-03-31	2009-08-27
155 SH MOTOROLA INC	P	2008-09-26	2009-08-27
150 SH MOTOROLA INC	P	2009-03-10	2009-08-27
10 SH NATIONAL-OILWELL	P	2009-06-01	2009-08-27
20 SH NEXEN INC	P	2009-05-29	2009-08-27
15 SH NEXEN INC	P	2009-07-13	2009-08-27
15 SH NEXEN INC	P	2009-06-02	2009-08-27
85 SH NEWS CORP	P	2009-01-15	2009-08-27
50 SH NEWS CORP	P	2009-07-06	2009-08-27
165 SH NEWS CORP	P	2009-03-10	2009-08-27
65 SH NOKIA CORP	P	2009-02-06	2009-08-27
25 SH NOKIA CORP	P	2009-02-23	2009-08-27
25 SH NOKIA CORP	P	2009-03-03	2009-08-27
20 SH NOKIA CORP	P	2009-02-05	2009-08-27
1 SH NVR INC	P	2009-06-30	2009-08-27
5 SH NORTHROP GRUMMAN CORP	P	2009-04-17	2009-08-27
15 SH NORTHROP GRUMMAN CORP	P	2009-04-02	2009-08-27
15 SH NORTHROP GRUMMAN CORP	P	2009-08-18	2009-08-27
5 SH NUCOR CORP	P	2009-05-05	2009-08-27
25 SH QUANTA SERVICES INC	P	2009-08-25	2009-08-27
2 SH OCCIDENTAL PETROLEUM CORP	P	2009-02-03	2009-08-27
14 SH OCCIDENTAL PETROLEUM CORP	P	2009-06-17	2009-08-27
8 SH OCCIDENTAL PETROLEUM CORP	P	2009-01-30	2009-08-27
6 SH OCCIDENTAL PETROLEUM CORP	P	2009-02-03	2009-08-27
10 SH OCCIDENTAL PETROLEUM CORP	P	2009-06-26	2009-08-27
5 SH PETROLEO BRASILEIRO	P	2009-06-01	2009-08-27

**Form 990PF Part IV - Capital Gains and Losses for Tax on Investment Income - Lines e - h**

<b>(e)</b> Gross sales price	<b>(f)</b> Depreciation allowed (or allowable)	<b>(g)</b> Cost or other basis plus expense of sale	<b>(h)</b> Gain or (loss) (e) plus (f) minus (g)
581		432	149
398		437	-39
569		585	-16
489		372	117
244		185	59
1,139		1,164	-25
1,103		491	612
372		400	-28
396		496	-100
297		293	4
297		385	-88
917		672	245
540		425	115
1,780		862	918
871		870	1
335		255	80
335		231	104
268		260	8
680		501	179
247		240	7
742		691	51
742		708	34
223		220	3
561		581	-20
146		111	35
1,022		892	130
584		436	148
438		332	106
730		642	88
206		229	-23

Form 990PF Part IV - Capital Gains and Losses for Tax on Investment Income - Lines i - l

Complete only for assets showing gain in column (h) and owned by the foundation on 12/31/69			(l) Gains (Col (h) gain minus col (k), but not less than -0-) or Losses (from col (h))
(i) F M V as of 12/31/69	(j) Adjusted basis as of 12/31/69	(k) Excess of col (i) over col (j), if any	
			149
			-39
			-16
			117
			59
			-25
			612
			-28
			-100
			4
			-88
			245
			115
			918
			1
			80
			104
			8
			179
			7
			51
			34
			3
			-20
			35
			130
			148
			106
			88
			-23



Form 990PF Part IV - Capital Gains and Losses for Tax on Investment Income - Lines a - d

(a) List and describe the kind(s) of property sold (e g , real estate, 2-story brick warehouse, or common stock, 200 shs MLC Co )	(b) How acquired P—Purchase D—Donation	(c) Date acquired (mo , day, yr )	(d) Date sold (mo , day, yr )
20 SH JC PENNEY CO INC	P	2009-03-10	2009-08-27
12 SH PEPSICO INC	P	2008-11-04	2009-08-27
10 SH PEPSICO INC	P	2009-03-31	2009-08-27
50 SH PFIZER INC	P	2009-07-08	2009-08-27
20 SH PFIZER INC	P	2009-06-19	2009-08-27
55 SH PULTE HOMES INC	P	2009-08-06	2009-08-27
9 SH PROCTER & GAMBLE CO	P	2009-08-06	2009-08-27
14 SH PROCTER & GAMBLE CO	P	2008-11-04	2009-08-27
4 SH PROCTER & GAMBLE CO	P	2009-04-16	2009-08-27
20 SH QUALCOMM INC	P	2008-09-11	2009-08-27
20 SH QUALCOMM INC	P	2008-09-23	2009-08-27
10 SH QUALCOMM INC	P	2009-03-31	2009-08-27
10 SH QUALCOMM INC	P	2008-11-11	2009-08-27
115 REGIONS FINANCIAL CORP	P	2008-10-09	2009-08-27
70 SH RRI ENERGY INC	P	2009-06-26	2009-08-27
35 SH RRI ENERGY INC	P	2008-09-04	2009-08-27
10 SH SPX CORP	P	2009-06-30	2009-08-27
50 SH SCHERING-PLOUGH CORP	P	2009-03-24	2009-08-27
20 SH SCHERING-PLOUGH CORP	P	2009-05-04	2009-08-27
15 SH SCHERING-PLOUGH CORP	P	2009-04-28	2009-08-27
15 SH SCHERING-PLOUGH CORP	P	2009-04-29	2009-08-27
10 SH SCHLUMBERGER LTD	P	2009-02-10	2009-08-27
10 SH SCHLUMBERGER LTD	P	2008-10-15	2009-08-27
40 SH SMITHFIELD FOODS INC	P	2009-06-29	2009-08-27
75 SH SPRINT NEXTEL CORP	P	2009-08-17	2009-08-27
50 SH SPRINT NEXTEL CORP	P	2008-09-24	2009-08-27
150 SH SPRINT NEXTEL CORP	P	2009-08-06	2009-08-27
115 SH SPRINT NEXTEL CORP	P	2009-07-30	2009-08-27
45 SH SYMANTEC CORP	P	2009-02-25	2009-08-27
30 SH SYMANTEC CORP	P	2009-03-12	2009-08-27

Form 990PF Part IV - Capital Gains and Losses for Tax on Investment Income - Lines e - h

(e) Gross sales price	(f) Depreciation allowed (or allowable)	(g) Cost or other basis plus expense of sale	(h) Gain or (loss) (e) plus (f) minus (g)
615		290	325
692		704	-12
577		521	56
839		737	102
336		301	35
718		660	58
476		588	-112
740		705	35
211		289	-78
939		925	14
939		783	156
469		351	118
469		410	59
665		460	205
424		312	112
212		548	-336
568		488	80
1,412		1,215	197
565		460	105
423		333	90
423		341	82
559		463	96
559		637	-78
490		557	-67
283		286	-3
189		337	-148
566		581	-15
434		462	-28
687		627	60
458		408	50

Form 990PF Part IV - Capital Gains and Losses for Tax on Investment Income - Lines i - l

Complete only for assets showing gain in column (h) and owned by the foundation on 12/31/69			(l) Gains (Col (h) gain minus col (k), but not less than -0-) or Losses (from col (h))
(i) F M V as of 12/31/69	(j) Adjusted basis as of 12/31/69	(k) Excess of col (i) over col (j), if any	
			325
			-12
			56
			102
			35
			58
			-112
			35
			-78
			14
			156
			118
			59
			205
			112
			-336
			80
			197
			105
			90
			82
			96
			-78
			-67
			-3
			-148
			-15
			-28
			60
			50

Form 990PF Part IV - Capital Gains and Losses for Tax on Investment Income - Lines a - d

(a) List and describe the kind(s) of property sold (e g , real estate, 2-story brick warehouse, or common stock, 200 shs MLC Co )	(b) How acquired P—Purchase D—Donation	(c) Date acquired (mo , day, yr )	(d) Date sold (mo , day, yr )
15 SH SYMANTEC CORP	P	2009-03-13	2009-08-27
25 SH TAIWAN SEMICONDUCTOR	P	2009-06-05	2009-08-27
25 SH TAIWAN SEMICONDUCTOR	P	2009-08-20	2009-08-27
20 SH TAIWAN SEMICONDUCTOR	P	2009-05-06	2009-08-27
20 SH TAIWAN SEMICONDUCTOR	P	2009-05-26	2009-08-27
20 SH TARGET CORP	P	2009-05-13	2009-08-27
10 SH TARGET CORP	P	2009-04-17	2009-08-27
8 SH TIME WARNER INC	P	2009-01-15	2009-08-27
38 SH TIME WARNER INC	P	2009-12-08	2009-08-27
25 SH TIME WARNER INC	P	2009-03-10	2009-08-27
12 SH TIME WARNER INC	P	2009-04-17	2009-08-27
55 SH TYCO ELECTRONICS LTD	P	2009-04-27	2009-08-27
15 SH TYCO ELECTRONICS LTD	P	2009-05-12	2009-08-27
15 SH TYCO ELECTRONICS LTD	P	2009-05-21	2009-08-27
10 SH TYCO ELECTRONICS LTD	P	2009-08-21	2009-08-27
9 SH TIME WARNER CABLE	P	2009-12-08	2009-08-27
6 SH TIME WARNER CABLE	P	2009-03-10	2009-08-27
2 SH TIME WARNER CABLE	P	2009-01-15	2009-08-27
18 SH TIME WARNER CABLE	P	2009-07-23	2009-08-27
10 SH TIME WARNER CABLE	P	2009-05-05	2009-08-27
50 SH TEXTRON INC	P	2009-07-24	2009-08-27
6 SH TOYOTA MOTOR CORP	P	2009-05-18	2009-08-27
75 SH US BANCORP	P	2009-05-11	2009-08-27
30 SH UNUM GROUP	P	2009-05-01	2009-08-27
8 SH UNION PACIFIC CORP	P	2009-05-12	2009-08-27
7 SH UNION PACIFIC CORP	P	2009-05-07	2009-08-27
5 SH UNION PACIFIC CORP	P	2009-04-28	2009-08-27
45 SH VALERO ENERGY CORP	P	2009-07-23	2009-08-27
30 SH VALERO ENERGY CORP	P	2009-08-06	2009-08-27
15 SH VALERO ENERGY CORP	P	2009-08-12	2009-08-27

Form 990PF Part IV - Capital Gains and Losses for Tax on Investment Income - Lines e - h

(e) Gross sales price	(f) Depreciation allowed (or allowable)	(g) Cost or other basis plus expense of sale	(h) Gain or (loss) (e) plus (f) minus (g)
229		205	24
262		258	4
262		259	3
210		220	-10
210		212	-2
942		810	132
471		402	69
226		173	53
1,072		797	275
706		424	282
339		279	60
1,255		919	336
342		266	76
342		251	91
228		236	-8
330		282	48
220		150	70
73		61	12
660		588	72
366		339	27
770		552	218
517		457	60
1,656		1,350	306
671		499	172
478		386	92
418		365	53
298		235	63
846		808	38
564		562	2
282		272	10

Form 990PF Part IV - Capital Gains and Losses for Tax on Investment Income - Lines i - l

Complete only for assets showing gain in column (h) and owned by the foundation on 12/31/69			(l) Gains (Col (h) gain minus col (k), but not less than -0-) or Losses (from col (h))
(i) F M V as of 12/31/69	(j) Adjusted basis as of 12/31/69	(k) Excess of col (i) over col (j), if any	
			24
			4
			3
			-10
			-2
			132
			69
			53
			275
			282
			60
			336
			76
			91
			-8
			48
			70
			12
			72
			27
			218
			60
			306
			172
			92
			53
			63
			38
			2
			10

Form 990PF Part IV - Capital Gains and Losses for Tax on Investment Income - Lines a - d

(a) List and describe the kind(s) of property sold (e g , real estate, 2-story brick warehouse, or common stock, 200 shs MLC Co )	(b) How acquired P—Purchase D—Donation	(c) Date acquired (mo , day, yr )	(d) Date sold (mo , day, yr )
7 SH VISA INC	P	2009-04-30	2009-08-27
11 SH VISA INC	P	2009-05-06	2009-08-27
50 SH VODAFONE GROUP PLC	P	2009-04-28	2009-08-27
11 SH WAL-MART STORES INC	P	2008-10-01	2009-08-27
10 SH WAL-MART STORES INC	P	2009-01-20	2009-08-27
15 SH WESTERN DIGITAL CORP	P	2008-08-28	2009-08-27
45 SH XL CAPITAL LTD	P	2009-05-21	2009-08-27
25 SH XL CAPITAL LTD	P	2009-07-08	2009-08-27
5 SH CISCO SYSTEMS INC	P	2007-01-08	2009-08-03
25 SH CISCO SYSTEMS INC	P	2006-11-21	2009-08-03
5 SH CISCO SYSTEMS INC	P	2007-01-08	2009-08-03
2 SH EMERSON ELECTRIC CO	P	2007-08-28	2009-08-05
3 SH MONSANTO CO	P	2007-11-05	2009-08-06
4 SH APACHE CORP	P	2008-06-23	2009-08-07
1 SH APACHE CORP	P	2008-06-26	2009-08-07
6 SH PROCTER & GAMBLE CO	P	2006-01-12	2009-08-07
20 SH SAFEWAY INC	P	2005-08-18	2009-08-07
5 SH CHEVRON CORP	P	2007-06-28	2009-08-10
5 SH CHEVRON CORP	P	2007-05-23	2009-08-10
7 SH COSTCO WHOLESALE CORP	P	2008-04-28	2009-08-17
4 SH COSTCO WHOLESALE CORP	P	2008-03-26	2009-08-17
15 SH CARDINAL HEALTH INC	P	2008-04-23	2009-08-17
10 SH CARDINAL HEALTH INC	P	2008-05-13	2009-08-17
21 SH EXXON MOBIL CORP	P	2006-01-20	2009-08-17
3 SH MONSANTO CO	P	2008-07-17	2009-08-24
20 SH GENWORTH FINANCIAL INC	P	2006-09-12	2009-08-25
15 SH GENWORTH FINANCIAL INC	P	2005-09-13	2009-08-25
10 SH GENWORTH FINANCIAL INC	P	2006-11-27	2009-08-25
25 SH XL CAPITAL LTD	P	2005-08-18	2009-08-25
920 06 SH BERNSTEIN INTERMEDIATE DURATION PORTFOLIO	P	2007-02-27	2009-08-27

Form 990PF Part IV - Capital Gains and Losses for Tax on Investment Income - Lines e - h

(e) Gross sales price	(f) Depreciation allowed (or allowable)	(g) Cost or other basis plus expense of sale	(h) Gain or (loss) (e) plus (f) minus (g)
487		470	17
766		736	30
1,088		904	184
564		658	-94
513		514	-1
509		423	86
752		437	315
418		276	142
113		143	-30
563		674	-111
113		143	-30
70		94	-24
252		281	-29
349		569	-220
87		134	-47
311		353	-42
371		474	-103
346		422	-76
346		410	-64
334		500	-166
191		266	-75
490		776	-286
327		554	-227
1,401		1,287	114
254		350	-96
174		722	-548
130		478	-348
87		329	-242
419		1,754	-1,335
11,888		12,200	-312



Form 990PF Part IV - Capital Gains and Losses for Tax on Investment Income - Lines i - l

Complete only for assets showing gain in column (h) and owned by the foundation on 12/31/69			(l) Gains (Col (h) gain minus col (k), but not less than -0-) or Losses (from col (h))
(i) F M V as of 12/31/69	(j) Adjusted basis as of 12/31/69	(k) Excess of col (i) over col (j), if any	
			17
			30
			184
			-94
			-1
			86
			315
			142
			-30
			-111
			-30
			-24
			-29
			-220
			-47
			-42
			-103
			-76
			-64
			-166
			-75
			-286
			-227
			114
			-96
			-548
			-348
			-242
			-1,335
			-312

Form 990PF Part IV - Capital Gains and Losses for Tax on Investment Income - Lines a - d

(a) List and describe the kind(s) of property sold (e g , real estate, 2-story brick warehouse, or common stock, 200 shs MLC Co )	(b) How acquired P—Purchase D—Donation	(c) Date acquired (mo , day, yr )	(d) Date sold (mo , day, yr )
537 472 SH BERNSTEIN INTERMEDIATE DURATION PORTFOLIO	P	2007-11-02	2009-08-27
4 011 SH BERNSTEIN INTERMEDIATE DURATION PORTFOLIO	P	2005-12-07	2009-08-27
251 333 SH BERNSTEIN INTERMEDIATE DURATION PORTFOLIO	P	2007-02-05	2009-08-27
209 465 SH BERNSTEIN INTERMEDIATE DURATION PORTFOLIO	P	2006-07-27	2009-08-27
167 428 SH BERNSTEIN INTERMEDIATE DURATION PORTFOLIO	P	2006-09-26	2009-08-27
130 268 SH BERNSTEIN INTERMEDIATE DURATION PORTFOLIO	P	2008-02-14	2009-08-27
10,922 92 SH BERNSTEIN INTERMEDIATE DURATION PORTFOLIO	P	2005-08-18	2009-08-27
86 541 BERNSTEIN EMERGING MKT PORTFOLIO	P	2006-12-12	2009-08-27
242 034 BERNSTEIN EMERGING MKT PORTFOLIO	P	2005-08-18	2009-08-27
117 363 BERNSTEIN EMERGING MKT PORTFOLIO	P	2007-12-11	2009-08-27
108 837 BERNSTEIN EMERGING MKT PORTFOLIO	P	2005-12-07	2009-08-27
577 895 SH BERNSTEIN INTERNATIONAL PORTFOLIO	P	2006-12-12	2009-08-27
482 442 SH BERNSTEIN INTERNATIONAL PORTFOLIO	P	2007-12-11	2009-08-27
44 546 SH BERNSTEIN INTERNATIONAL PORTFOLIO	P	2005-12-07	2009-08-27
2939 456 SH BERNSTEIN INTERNATIONAL PORTFOLIO	P	2005-08-18	2009-08-27
532 757 SH ALLIANCEBERNSTEIN GLOBAL R/E INVT FD II	P	2007-12-27	2009-08-27
175 277 SH ALLIANCEBERNSTEIN GLOBAL R/E INVT FD II	P	2008-03-26	2009-08-27
1737 318 SH ALLIANCEBERNSTEIN GLOBAL R/E INVT FD II	P	2005-08-18	2009-08-27
4 SH ALCON INC	P	2005-08-18	2009-08-27
8 SH ALTRIA GROUP INC	P	2007-06-04	2009-08-27
7 SH ALTRIA GROUP INC	P	2008-01-15	2009-08-27
6 SH ALTRIA GROUP INC	P	2006-10-03	2009-08-27
5 SH ALTRIA GROUP INC	P	2007-08-10	2009-08-27
5 SH ALTRIA GROUP INC	P	2007-07-31	2009-08-27
50 SH AT&T INC	P	2007-08-20	2009-08-27
30 SH AT&T INC	P	2007-10-01	2009-08-27
15 SH AT&T INC	P	2007-09-17	2009-08-27
15 SH AT&T INC	P	2007-09-25	2009-08-27
10 SH AT&T INC	P	2008-02-15	2009-08-27
10 SH AT&T INC	P	2007-10-26	2009-08-27

Form 990PF Part IV - Capital Gains and Losses for Tax on Investment Income - Lines e - h

(e) Gross sales price	(f) Depreciation allowed (or allowable)	(g) Cost or other basis plus expense of sale	(h) Gain or (loss) (e) plus (f) minus (g)
6,945		7,100	-155
52		53	-1
3,247		3,300	-53
2,706		2,700	6
2,163		2,200	-37
1,683		1,700	-17
141,132		145,493	-4,361
2,119		3,175	-1,056
5,926		9,711	-3,785
2,874		4,807	-1,933
2,665		3,735	-1,070
7,479		13,413	-5,934
6,900		12,187	-5,287
637		1,049	-412
42,042		64,727	-22,685
4,049		6,164	-2,115
1,332		1,900	-568
13,204		25,000	-11,796
521		472	49
144		175	-31
126		168	-42
108		107	1
90		102	-12
90		103	-13
1,316		1,931	-615
789		1,267	-478
395		605	-210
395		637	-242
263		378	-115
263		413	-150

Form 990PF Part IV - Capital Gains and Losses for Tax on Investment Income - Lines i - l

Complete only for assets showing gain in column (h) and owned by the foundation on 12/31/69			(l) Gains (Col (h) gain minus col (k), but not less than -0-) or Losses (from col (h))
(i) F M V as of 12/31/69	(j) Adjusted basis as of 12/31/69	(k) Excess of col (i) over col (j), if any	
			-155
			-1
			-53
			6
			-37
			-17
			-4,361
			-1,056
			-3,785
			-1,933
			-1,070
			-5,934
			-5,287
			-412
			-22,685
			-2,115
			-568
			-11,796
			49
			-31
			-42
			1
			-12
			-13
			-615
			-478
			-210
			-242
			-115
			-150

Form 990PF Part IV - Capital Gains and Losses for Tax on Investment Income - Lines a - d

(a) List and describe the kind(s) of property sold (e g , real estate, 2-story brick warehouse, or common stock, 200 shs MLC Co )	(b) How acquired P—Purchase D—Donation	(c) Date acquired (mo , day, yr )	(d) Date sold (mo , day, yr )
6 SH AIR PRODUCTS & CHEMICALS INC	P	2007-11-08	2009-08-27
5 SH ALLSTATE CORP	P	2008-03-05	2009-08-27
4 SH APACHE CORP	P	2008-07-18	2009-08-27
3 SH APACHE CORP	P	2008-07-18	2009-08-27
3 SH APACHE CORP	P	2008-06-26	2009-08-27
8 SH APPLE INC	P	2008-03-05	2009-08-27
5 SH APPLE INC	P	2008-04-15	2009-08-27
5 SH APPLE INC	P	2006-06-07	2009-08-27
2 SH APPLE INC	P	2008-05-29	2009-08-27
10 SH APPLE INC	P	2006-07-31	2009-08-27
5 SH BP	P	2007-10-16	2009-08-27
15 SH BP	P	2008-01-23	2009-08-27
5 SH BAXTER INTERNATIONAL INC	P	2008-07-01	2009-08-27
4 SH BAXTER INTERNATIONAL INC	P	2008-07-23	2009-08-27
6 SH COSTCO WHOLESALE CORP	P	2008-05-05	2009-08-27
35 SH CBS CORP	P	2006-04-18	2009-08-27
15 SH CBS CORP	P	2006-06-28	2009-08-27
15 SH CBS CORP	P	2006-09-20	2009-08-27
8 SH CAMERON INTERNATIONAL CORP	P	2007-11-20	2009-08-27
7 SH CAMERON INTERNATIONAL CORP	P	2008-07-10	2009-08-27
7 SH CAMERON INTERNATIONAL CORP	P	2008-04-02	2009-08-27
2 SH CME GROUP INC	P	2008-01-25	2009-08-27
1 SH CME GROUP INC	P	2007-08-15	2009-08-27
1 SH CME GROUP INC	P	2008-06-05	2009-08-27
1 SH CME GROUP INC	P	2008-03-05	2009-08-27
1 SH CME GROUP INC	P	2008-05-27	2009-08-27
5 SH CONOCOPHILLIPS	P	2007-09-13	2009-08-27
5 SH CONOCOPHILLIPS	P	2007-10-05	2009-08-27
15 SH CONOCOPHILLIPS	P	2008-01-23	2009-08-27
10 SH CONOCOPHILLIPS	P	2007-01-08	2009-08-27

Form 990PF Part IV - Capital Gains and Losses for Tax on Investment Income - Lines e - h

(e) Gross sales price	(f) Depreciation allowed (or allowable)	(g) Cost or other basis plus expense of sale	(h) Gain or (loss) (e) plus (f) minus (g)
450		594	-144
144		240	-96
345		445	-100
260		334	-74
260		403	-143
1,330		989	341
831		743	88
831		300	531
332		375	-43
1,662		666	996
256		383	-127
769		918	-149
282		319	-37
226		275	-49
302		435	-133
379		859	-480
162		398	-236
162		430	-268
285		369	-84
250		356	-106
250		301	-51
549		1,274	-725
275		557	-282
275		389	-114
275		508	-233
275		455	-180
226		428	-202
226		420	-194
679		1,068	-389
453		680	-227

Form 990PF Part IV - Capital Gains and Losses for Tax on Investment Income - Lines i - l

Complete only for assets showing gain in column (h) and owned by the foundation on 12/31/69			(l) Gains (Col (h) gain minus col (k), but not less than -0-) or Losses (from col (h))
(i) F M V as of 12/31/69	(j) Adjusted basis as of 12/31/69	(k) Excess of col (i) over col (j), if any	
			-144
			-96
			-100
			-74
			-143
			341
			88
			531
			-43
			996
			-127
			-149
			-37
			-49
			-133
			-480
			-236
			-268
			-84
			-106
			-51
			-725
			-282
			-114
			-233
			-180
			-202
			-194
			-389
			-227

Form 990PF Part IV - Capital Gains and Losses for Tax on Investment Income - Lines a - d

(a) List and describe the kind(s) of property sold (e g , real estate, 2-story brick warehouse, or common stock, 200 shs MLC Co )	(b) How acquired P—Purchase D—Donation	(c) Date acquired (mo , day, yr )	(d) Date sold (mo , day, yr )
10 SH CONOCOPHILLIPS	P	2007-08-30	2009-08-27
5 SH CELGENE CORP	P	2008-03-03	2009-08-27
5 SH CELGENE CORP	P	2007-05-09	2009-08-27
10 SH CELGENE CORP	P	2007-11-05	2009-08-27
10 SH CELGENE CORP	P	2008-03-26	2009-08-27
10 SH CELGENE CORP	P	2007-09-17	2009-08-27
25 SH CISCO SYSTEMS INC	P	2007-10-30	2009-08-27
20 SH CISCO SYSTEMS INC	P	2007-08-20	2009-08-27
15 SH CISCO SYSTEMS INC	P	2007-01-30	2009-08-27
8 SH COCA-COLA	P	2008-04-24	2009-08-27
2 SH COCA-COLA	P	2008-04-04	2009-08-27
5 SH DEVON ENERGY CORP	P	2008-07-23	2009-08-27
9 SH EXXON MOBIL CORP	P	2007-04-25	2009-08-27
5 SH EXXON MOBIL CORP	P	2007-05-23	2009-08-27
2 SH EXXON MOBIL CORP	P	2006-01-20	2009-08-27
5 SH FLUOR CORP	P	2007-04-20	2009-08-27
4 SH FRANKLIN RESOURCES INC	P	2007-02-06	2009-08-27
3 SH FRANKLIN RESOURCES INC	P	2006-04-26	2009-08-27
3 SH GOLDMAN SACHS GROUP	P	2007-08-30	2009-08-27
2 SH GOLDMAN SACHS GROUP	P	2005-08-18	2009-08-27
1 SH GOLDMAN SACHS GROUP	P	2008-04-11	2009-08-27
1 SH GOLDMAN SACHS GROUP	P	2007-08-30	2009-08-27
4 SH GOOGLE	P	2005-08-18	2009-08-27
2 SH GOOGLE	P	2006-06-23	2009-08-27
2 SH GOOGLE	P	2008-02-15	2009-08-27
1 SH GOOGLE	P	2007-01-19	2009-08-27
1 SH GOOGLE	P	2008-07-23	2009-08-27
1 SH GOOGLE	P	2007-08-15	2009-08-27
1 SH GOOGLE	P	2007-03-27	2009-08-27
29 SH GILEAD SCIENCES INC	P	2005-08-18	2009-08-27



Form 990PF Part IV - Capital Gains and Losses for Tax on Investment Income - Lines e - h

(e) Gross sales price	(f) Depreciation allowed (or allowable)	(g) Cost or other basis plus expense of sale	(h) Gain or (loss) (e) plus (f) minus (g)
453		815	-362
265		283	-18
265		320	-55
529		639	-110
529		614	-85
529		686	-157
540		813	-273
432		595	-163
324		393	-69
394		484	-90
99		121	-22
306		490	-184
633		717	-84
352		416	-64
141		123	18
268		226	42
369		488	-119
277		290	-13
494		515	-21
329		222	107
165		168	-3
165		172	-7
1,856		1,111	745
928		811	117
928		1,057	-129
464		490	-26
464		482	-18
464		509	-45
464		462	2
1,314		614	700

Form 990PF Part IV - Capital Gains and Losses for Tax on Investment Income - Lines i - l

Complete only for assets showing gain in column (h) and owned by the foundation on 12/31/69			(l) Gains (Col (h) gain minus col (k), but not less than -0-) or Losses (from col (h))
(i) F M V as of 12/31/69	(j) Adjusted basis as of 12/31/69	(k) Excess of col (i) over col (j), if any	
			-362
			-18
			-55
			-110
			-85
			-157
			-273
			-163
			-69
			-90
			-22
			-184
			-84
			-64
			18
			42
			-119
			-13
			-21
			107
			-3
			-7
			745
			117
			-129
			-26
			-18
			-45
			2
			700

Form 990PF Part IV - Capital Gains and Losses for Tax on Investment Income - Lines a - d

(a) List and describe the kind(s) of property sold (e g , real estate, 2-story brick warehouse, or common stock, 200 shs MLC Co )	(b) How acquired P—Purchase D—Donation	(c) Date acquired (mo , day, yr )	(d) Date sold (mo , day, yr )
20 SH GILEAD SCIENCES INC	P	2006-02-22	2009-08-27
16 SH GILEAD SCIENCES INC	P	2006-08-21	2009-08-27
14 SH GILEAD SCIENCES INC	P	2007-03-14	2009-08-27
15 SH HEWLETT-PACKARD CO	P	2007-03-14	2009-08-27
15 SH HEWLETT-PACKARD CO	P	2008-07-10	2009-08-27
15 SH HEWLETT-PACKARD CO	P	2008-01-15	2009-08-27
10 SH HEWLETT-PACKARD CO	P	2008-05-20	2009-08-27
10 SH HEWLETT-PACKARD CO	P	2008-04-22	2009-08-27
10 SH HEWLETT-PACKARD CO	P	2007-01-30	2009-08-27
10 SH HEWLETT-PACKARD CO	P	2008-06-03	2009-08-27
10 SH HEWLETT-PACKARD CO	P	2006-11-21	2009-08-27
5 SH JPMORGAN CHASE & CO	P	2006-09-18	2009-08-27
26 SH JPMORGAN CHASE & CO	P	2007-11-26	2009-08-27
9 SH JPMORGAN CHASE & CO	P	2006-09-18	2009-08-27
10 SH JPMORGAN CHASE & CO	P	2008-01-15	2009-08-27
5 SH KOHLS CORP	P	2008-08-13	2009-08-27
5 SH MORGAN STANLEY	P	2007-10-04	2009-08-27
10 SH MORGAN STANLEY	P	2008-07-25	2009-08-27
10 SH MORGAN STANLEY	P	2008-07-30	2009-08-27
10 SH MORGAN STANLEY	P	2008-02-14	2009-08-27
6 SH MEDCO HEALTH SOLUTIONS INC	P	2008-02-14	2009-08-27
14 SH MEDCO HEALTH SOLUTIONS INC	P	2007-11-19	2009-08-27
10 SH MEDCO HEALTH SOLUTIONS INC	P	2008-03-27	2009-08-27
20 SH MACY'S INC	P	2008-06-06	2009-08-27
15 SH MACY'S INC	P	2007-06-05	2009-08-27
10 SH MACY'S INC	P	2007-03-05	2009-08-27
10 SH MACY'S INC	P	2007-04-30	2009-08-27
10 SH MACY'S INC	P	2007-05-14	2009-08-27
20 SH MERCK & CO INC	P	2008-06-19	2009-08-27
15 SH MERCK & CO INC	P	2008-07-25	2009-08-27

Form 990PF Part IV - Capital Gains and Losses for Tax on Investment Income - Lines e - h

(e) Gross sales price	(f) Depreciation allowed (or allowable)	(g) Cost or other basis plus expense of sale	(h) Gain or (loss) (e) plus (f) minus (g)
906		609	297
725		507	218
635		482	153
664		594	70
664		628	36
664		678	-14
443		464	-21
443		481	-38
443		425	18
443		466	-23
443		398	45
215		233	-18
1,118		1,073	45
387		420	-33
430		393	37
263		241	22
147		334	-187
294		372	-78
294		379	-85
294		425	-131
333		297	36
778		681	97
556		438	118
309		454	-145
232		601	-369
155		442	-287
155		445	-290
155		412	-257
652		713	-61
489		490	-1

Form 990PF Part IV - Capital Gains and Losses for Tax on Investment Income - Lines i - l

Complete only for assets showing gain in column (h) and owned by the foundation on 12/31/69			(l) Gains (Col (h) gain minus col (k), but not less than -0-) or Losses (from col (h))
(i) F M V as of 12/31/69	(j) Adjusted basis as of 12/31/69	(k) Excess of col (i) over col (j), if any	
			297
			218
			153
			70
			36
			-14
			-21
			-38
			18
			-23
			45
			-18
			45
			-33
			37
			22
			-187
			-78
			-85
			-131
			36
			97
			118
			-145
			-369
			-287
			-290
			-257
			-61
			-1

Form 990PF Part IV - Capital Gains and Losses for Tax on Investment Income - Lines a - d

(a) List and describe the kind(s) of property sold (e g , real estate, 2-story brick warehouse, or common stock, 200 shs MLC Co )	(b) How acquired P—Purchase D—Donation	(c) Date acquired (mo , day, yr )	(d) Date sold (mo , day, yr )
15 SH MERCK & CO INC	P	2007-03-20	2009-08-27
15 SH MERCK & CO INC	P	2008-06-05	2009-08-27
15 SH MERCK & CO INC	P	2008-06-23	2009-08-27
10 SH MERCK & CO INC	P	2006-11-17	2009-08-27
10 SH MERCK & CO INC	P	2008-07-01	2009-08-27
10 SH MERCK & CO INC	P	2005-08-18	2009-08-27
70 SH MOTOROLA INC	P	2008-06-18	2009-08-27
9 SH NIKE INC	P	2008-04-30	2009-08-27
7 SH PEPSICO INC	P	2007-07-06	2009-08-27
6 SH PEPSICO INC	P	2005-08-18	2009-08-27
50 SH PFIZER INC	P	2007-05-23	2009-08-27
35 SH PFIZER INC	P	2006-06-13	2009-08-27
35 SH PFIZER INC	P	2006-05-08	2009-08-27
30 SH PFIZER INC	P	2007-03-12	2009-08-27
25 SH PFIZER INC	P	2006-05-16	2009-08-27
25 SH PFIZER INC	P	2007-07-20	2009-08-27
15 SH PFIZER INC	P	2006-11-20	2009-08-27
15 SH PFIZER INC	P	2006-04-10	2009-08-27
5 SH QUALCOMM INC	P	2008-06-16	2009-08-27
20 SH QUALCOMM INC	P	2008-06-27	2009-08-27
9 SH SCHLUMBERGER LTD	P	2007-05-30	2009-08-27
7 SH SCHLUMBERGER LTD	P	2007-01-08	2009-08-27
6 SH SCHLUMBERGER LTD	P	2007-02-05	2009-08-27
5 SH SCHLUMBERGER LTD	P	2008-04-11	2009-08-27
5 SH SCHLUMBERGER LTD	P	2006-01-25	2009-08-27
13 SH SCHLUMBERGER LTD	P	2007-11-05	2009-08-27
35 SH SPRINT NEXTEL CORP	P	2005-09-15	2009-08-27
25 SH SPRINT NEXTEL CORP	P	2007-12-26	2009-08-27
150 SH SPRINT NEXTEL CORP	P	2008-04-11	2009-08-27
5 SH TRAVELERS CO INC	P	2007-06-12	2009-08-27

Form 990PF Part IV - Capital Gains and Losses for Tax on Investment Income - Lines e - h

(e) Gross sales price	(f) Depreciation allowed (or allowable)	(g) Cost or other basis plus expense of sale	(h) Gain or (loss) (e) plus (f) minus (g)
489		652	-163
489		579	-90
489		537	-48
326		447	-121
326		383	-57
326		305	21
515		607	-92
511		610	-99
404		463	-59
346		328	18
839		1,370	-531
587		813	-226
587		894	-307
503		760	-257
419		623	-204
419		625	-206
252		407	-155
252		370	-118
235		248	-13
939		906	33
503		710	-207
391		413	-22
335		393	-58
279		457	-178
279		309	-30
726		1,274	-548
132		790	-658
94		344	-250
566		979	-413
245		271	-26

Form 990PF Part IV - Capital Gains and Losses for Tax on Investment Income - Lines i - l

Complete only for assets showing gain in column (h) and owned by the foundation on 12/31/69			(l) Gains (Col (h) gain minus col (k), but not less than -0-) or Losses (from col (h))
(i) F M V as of 12/31/69	(j) Adjusted basis as of 12/31/69	(k) Excess of col (i) over col (j), if any	
			-163
			-90
			-48
			-121
			-57
			21
			-92
			-99
			-59
			18
			-531
			-226
			-307
			-257
			-204
			-206
			-155
			-118
			-13
			33
			-207
			-22
			-58
			-178
			-30
			-548
			-658
			-250
			-413
			-26



Form 990PF Part IV - Capital Gains and Losses for Tax on Investment Income - Lines a - d

(a) List and describe the kind(s) of property sold (e g , real estate, 2-story brick warehouse, or common stock, 200 shs MLC Co )	(b) How acquired P—Purchase D—Donation	(c) Date acquired (mo , day, yr )	(d) Date sold (mo , day, yr )
10 SH TRAVELERS CO INC	P	2007-07-13	2009-08-27
10 SH TRAVELERS CO INC	P	2007-11-15	2009-08-27
14 SH TIME WARNER INC	P	2005-08-18	2009-08-27
13 SH TIME WARNER INC	P	2008-08-11	2009-08-27
10 SH TIME WARNER INC	P	2006-09-22	2009-08-27
5 SH TIME WARNER CABLE	P	2005-08-18	2009-08-27
3 SH TIME WARNER CABLE	P	2008-08-11	2009-08-27
2 SH TIME WARNER CABLE	P	2006-09-22	2009-08-27
20 SH TEVA PHARMACEUTICAL	P	2008-07-25	2009-08-27
20 SH TEVA PHARMACEUTICAL	P	2008-03-31	2009-08-27
15 SH TEVA PHARMACEUTICAL	P	2007-11-19	2009-08-27
8 SH TOTAL SA-SPON ADR	P	2008-07-01	2009-08-27
15 SH WESTERN DIGITAL CORP	P	2008-08-22	2009-08-27
CASH IN LIEU-TAIWAN SEMICONDUCTOR	P	2009-08-20	2009-08-27
Capital Gains Dividends	P		

Form 990PF Part IV - Capital Gains and Losses for Tax on Investment Income - Lines e - h

(e) Gross sales price	(f) Depreciation allowed (or allowable)	(g) Cost or other basis plus expense of sale	(h) Gain or (loss) (e) plus (f) minus (g)
490		535	-45
490		531	-41
395		539	-144
367		461	-94
282		389	-107
183		191	-8
110		163	-53
73		138	-65
1,029		915	114
1,029		925	104
772		664	108
460		668	-208
509		433	76
3			3
2,204			2,204


Form 990PF Part IV - Capital Gains and Losses for Tax on Investment Income - Lines i - l

Complete only for assets showing gain in column (h) and owned by the foundation on 12/31/69			(l) Gains (Col (h) gain minus col (k), but not less than -0-) or Losses (from col (h))
(i) F M V as of 12/31/69	(j) Adjusted basis as of 12/31/69	(k) Excess of col (i) over col (j), if any	
			-45
			-41
			-144
			-94
			-107
			-8
			-53
			-65
			114
			104
			108
			-208
			76
			3
			2,204


**Form 990PF Part XV Line 1a - List any managers of the foundation who have contributed more than 2% of the total contributions received by the foundation before the close of any tax year (but only if they have contributed more than \$5,000).**

CHERYL A CHASE
DAVID T CHASE

Form 990PF Part XV Line 3a - Grants and Contributions Paid During the Year

Recipient	If recipient is an individual, show any relationship to any foundation manager or substantial contributor	Foundation status of recipient	Purpose of grant or contribution	Amount
Name and address (home or business)				
<b>a</b> Paid during the year				
AMERICAN CIVILIZATION FOUNDATION 492 BELLEVUE AVE NEWPORT,RI 028404127	NONE	PUBLIC CHARITY	NATIONAL MUSEUM OF AMERICAN ILLUSTRATION	1,500
AMERICAN SCHOOL FOR THE DEAF 139 NORTH MAIN ST WEST HARTFORD,CT 061071269	NONE	PUBLIC CHARITY	ANNUAL FUND	1,000
ARTHRITIS FOUNDATION 35 COLD SPRING ROAD ROCKY HILL,CT 060673165	NONE	PUBLIC CHARITY	HILDA RESENTHAL	100
AURORA WOMEN & GIRLS FOUNDATION PO BOX 260158 HARTFORD,CT 061260158	NONE	PUBLIC CHARITY	SIGNATURE BREAKFAST	600
BROADWAY CARES PO BOX 4733 TOMS RIVER,NJ 087544733	NONE	PUBLIC CHARITY	UNRESTRICTED PURPOSE	150
BROOKLYN MUSEUM 200 EASTERN PARKWAY BROOKLYN,NY 112386052	NONE	PUBLIC CHARITY	UNRESTRICTED PURPOSE	150
BUSHNELL 166 CAPITOL AVE HARTFORD,CT 061061621	NONE	PUBLIC CHARITY	UNRESTRICTED PURPOSE	15,000
CHABAD HOUSE - JEWISH STUDENT CENTER 21 CHETWYND RD SOMERVILLE,MA 021441217	NONE	PUBLIC CHARITY	"JEWISH STUDENT COMMUNITY"	1,000
CHOATE ROSEMARY HALL FOUNDATION 333 CHRISTIAN ST WALLINGFORD,CT 064923818	NONE	PUBLIC CHARITY	"PARENT&GRANDPARENTS GIVING"	1,000
CIESLA FOUNDATION 3721 JENIFER ST NW WASHINGTON,DC 200151805	NONE	PUBLIC CHARITY	"MAKING YOO-HOO , MRS GOLDBERG"	10,000
CONGREGATION BETH ISRAEL 701 FARMINGTON AVE WEST HARTFORD,CT 061191799	NONE	PUBLIC CHARITY	ANNUAL GOLF & TENNIS CLASSIC	500
CONGREGATION BETH ISRAEL 701 FARMINGTON AVE WEST HARTFORD,CT 061191799	NONE	PUBLIC CHARITY	HIGH HOLY DAYS	3,600
CONNECTICUT APPLESEED 25 DUDLEY RD WILTON,CT 068973508	NONE	PUBLIC CHARITY	EVENT AT THE SOCIETY ROOM NOV 19TH	500
CONNECTICUT APPLESEED 25 DUDLEY RD WILTON,CT 068973508	NONE	PUBLIC CHARITY	EVENT AT THE SOCIETY ROOM OCT 6TH	500
CONNECTICUT BAR FOUNDATION 31 PRATT ST HARTFORD,CT 061031631	NONE	PUBLIC CHARITY	UNRESTRICTED PURPOSE	150
<b>Total . . . . .</b>  <b>3a</b>				424,275


Form 990PF Part XV Line 3a - Grants and Contributions Paid During the Year

Recipient	If recipient is an individual, show any relationship to any foundation manager or substantial contributor	Foundation status of recipient	Purpose of grant or contribution	Amount
Name and address (home or business)				
<b>a</b> Paid during the year				
CONNECTICUT BREAST HEALTH INITIATIVE PO BOX 566 NEW BRITAIN, CT 060500566	NONE	PUBLIC CHARITY	UNRESTRICTED PURPOSE	95
CONNECTICUT CHILDREN'S MEDICAL CENTER 282 WASHINGTON ST HARTFORD, CT 061063322	NONE	PUBLIC CHARITY	UNRESTRICTED PURPOSE	1,500
CONNECTICUT HUMANE SOCIETY 701 RUSSELL RD NEWINGTON, CT 061111527	NONE	PUBLIC CHARITY	UNRESTRICTED PURPOSE	100
CONNECTICUT SCIENCE CENTER 50 COLUMBUS BOULEVARD SUITE 500 HARTFORD, CT 061061974	NONE	PUBLIC CHARITY	UNRESTRICTED PURPOSE	10,000
CONNECTICUT SCIENCE CENTER 50 COLUMBUS BOULEVARD SUITE 500 HARTFORD, CT 061061974	NONE	PUBLIC CHARITY	OUT OF THIS WORLD EXPERIENCE	1,667
CONNECTICUT SCIENCE CENTER 50 COLUMBUS BOULEVARD SUITE 500 HARTFORD, CT 061061974	NONE	PUBLIC CHARITY	ANNUAL FUND	50,000
CONNECTICUT WOMEN'S EDUCATION AND LEGAL FUND 135 BROAD ST HARTFORD, CT 061061903	NONE	PUBLIC CHARITY	UNRESTRICTED PURPOSE	310
CONNECTICUT WOMEN'S HALL OF FAME 324 FITCH ST NEW HAVEN, CT 065151319	NONE	PUBLIC CHARITY	UNRESTRICTED PURPOSE	500
CYSTIC FIBROSIS FOUNDATION 185 SILAS DEANE HIGHWAY WETHERSFIELD, CT 061091219	NONE	PUBLIC CHARITY	UNRESTRICTED PURPOSE	150
ECSU FOUNDATION 83 WINDHAM ST WILLIMANTIC, CT 062262211	NONE	PUBLIC CHARITY	DAVID T CHASE FREE ENTERPRISE INSTITUTE ENDOWED FUND	5,000
FLORENCE GRISWOLD MUSEUM 96 LYME STREET OLD LYME, CT 063711426	NONE	PUBLIC CHARITY	UNRESTRICTED PURPOSE	1,000
FOODSHARE 450 WOODLAND AVE BLOOMFIELD, CT 060021342	NONE	PUBLIC CHARITY	BETH ISRAEL FOOD DRIVE	1,000
FOODSHARE 450 WOODLAND AVE BLOOMFIELD, CT 060021342	NONE	PUBLIC CHARITY	2009 WALK AGAINST HUNGER	15,000
FOODSHARE 450 WOODLAND AVE BLOOMFIELD, CT 060021342	NONE	PUBLIC CHARITY	UNRESTRICTED PURPOSE	775
FOUNDATION FOR THE ADVANCEMENT OF CATHOLIC SCHOOLS 467 BLOOMFIELD AVE BLOOMFIELD, CT 060022903	NONE	PUBLIC CHARITY	ARCHBISHOP'S ANNUAL ST PATRICK'S DAY BREAKFAST	350
<b>Total . . . . .</b>  <b>3a</b>				424,275

Form 990PF Part XV Line 3a - Grants and Contributions Paid During the Year


Recipient	If recipient is an individual, show any relationship to any foundation manager or substantial contributor	Foundation status of recipient	Purpose of grant or contribution	Amount
Name and address (home or business)				
<b>a</b> Paid during the year				
FUND FOR PUBLIC SCHOOLS 52 CHAMBERS STREET NEW YORK,NY 100071222	NONE	PUBLIC CHARITY	IN MEMORY OF ELEANOR WEINGAST	500
GOODSPEED MUSICALS BOX A EAST HADDAM,CT 064230281	NONE	PUBLIC CHARITY	UNRESTRICTED PURPOSE	1,000
GREATER HARTFORD JEWISH COMMUNITY CENTER 335 BLOOMFIELD AVE WEST HARTFORD,CT 061171543	NONE	PUBLIC CHARITY	JEWISH BOOK FESTIVAL	1,500
GREATER HARTFORD JEWISH COMMUNITY CENTER 335 BLOOMFIELD AVE WEST HARTFORD,CT 061171543	NONE	PUBLIC CHARITY	10TH ANNUAL GOLF TOURNAMENT	1,500
GREATER HARTFORD JEWISH COMMUNITY CENTER 335 BLOOMFIELD AVE WEST HARTFORD,CT 061171543	NONE	PUBLIC CHARITY	GRAND ARTS PATRONS	2,000
HARTFORD AREA HABITAT FOR HUMANITY PO BOX 1933 HARTFORD,CT 061441933	NONE	PUBLIC CHARITY	UNRESTRICTED PURPOSE	1,500
HARTFORD'S CAMP COURANT 285 BROAD ST HARTFORD,CT 061153785	NONE	PUBLIC CHARITY	MILLARD PRYOR, JR MEMORIAL FUND	500
HARTFORD'S CAMP COURANT 285 BROAD ST HARTFORD,CT 061153785	NONE	PUBLIC CHARITY	1ST ANNUAL BUDDY BREAKFAST	500
HARTFORD FOUNDATION FOR PUBLIC GIVING 10 COLUMBUS BOULEVARD HARTFORD,CT 061061976	NONE	PUBLIC CHARITY	HONOR OF GLORIA MCADAM	5,000
HARTFORD FOUNDATION FOR PUBLIC GIVING 10 COLUMBUS BOULEVARD HARTFORD,CT 061061976	NONE	PUBLIC CHARITY	UNRESTRICTED PURPOSE	100
HARTFORD HOSPITAL ANNUAL CAMPAIGN 80 SEYMOUR ST HARTFORD,CT 061063300	NONE	PUBLIC CHARITY	UNRESTRICTED PURPOSE	100
HARTFORD STAGE 50 CHURCH ST HARTFORD,CT 061031201	NONE	PUBLIC CHARITY	"THE ORPHANS"	25,000
HARTFORD STAGE 50 CHURCH ST HARTFORD,CT 061031201	NONE	PUBLIC CHARITY	2008-2009 OVATION SOCIETY	10,000
HARTFORD SYMPHONY ORCHESTRA 99 PRATT STREET HARTFORD,CT 061031629	NONE	PUBLIC CHARITY	ANNUAL FUND	5,000
HARTFORD SYMPHONY ORCHESTRA 99 PRATT STREET HARTFORD,CT 061031629	NONE	PUBLIC CHARITY	HONOR OF FLEISCHMANN'S	500
<b>Total . . . . . ▶ 3a</b>				424,275

Form 990PF Part XV Line 3a - Grants and Contributions Paid During the Year

Recipient	If recipient is an individual, show any relationship to any foundation manager or substantial contributor	Foundation status of recipient	Purpose of grant or contribution	Amount
Name and address (home or business)				
<b>a</b> Paid during the year				
HEBREW HEALTH CARE 1 ABRAHMS BLVD WEST HARTFORD,CT 061171525	NONE	PUBLIC CHARITY	2008-2009 ANNUAL FUND	500
HOUSE OF BREAD 1453 MAIN ST HARTFORD,CT 061202726	NONE	PUBLIC CHARITY	UNRESTRICTED PURPOSE	600
JEWISH FEDERATION OF GREATER HARTFORD 333 BLOOMFIELD AVE WEST HARTFORD,CT 061171500	NONE	PUBLIC CHARITY	ANNUAL FUND	7,000
JEWISH FEDERATION OF GREATER HARTFORD 333 BLOOMFIELD AVE WEST HARTFORD,CT 061171500	NONE	PUBLIC CHARITY	POLIZER FUND	250
JEWISH MUSEUM 1109 FIFTH AVE NEW YORK,NY 101280118	NONE	PUBLIC CHARITY	UNRESTRICTED PURPOSE	1,000
JUVENILE DIABETES RESEARCH FOUNDATION 20 BATTERSON PARK ROAD FARMINGTON,CT 060324502	NONE	PUBLIC CHARITY	2009 PROMISE BALL	1,500
JUVENILE DIABETES RESEARCH FOUNDATION 20 BATTERSON PARK ROAD FARMINGTON,CT 060324502	NONE	PUBLIC CHARITY	UNRESTRICTED PURPOSE	167
KINGSWOOD OXFORD SCHOOL 170 KINGSWOOD ROAD WEST HARTFORD,CT 061191430	NONE	PUBLIC CHARITY	K-O FUND	10,000
KLINGBERG FAMILY CENTERS 370 LINWOOD ST NEW BRITAIN,CT 060521949	NONE	PUBLIC CHARITY	ANNUAL FUND	500
KOMEN FOR THE CURE CONNECTICUT 350 CHURCH STREET HARTFORD,CT 061031136	NONE	PUBLIC CHARITY	UNRESTRICTED PURPOSE	5,000
KODIMOH SYNAGOGUE 1280 WILLIAMS STREET LONGMEADOW,MA 011062162	NONE	PUBLIC CHARITY	UNRESTRICTED PURPOSE	556
LITERACY VOLUNTEERS OF GREATER HARTFORD 30 ARBOR ST HARTFORD,CT 061061215	NONE	PUBLIC CHARITY	UNRESTRICTED PURPOSE	250
LUBAVITCHER YESHIVA ACADEMY 1148 CONVERSE ST LONGMEADOW,MA 011061787	NONE	PUBLIC CHARITY	JUDAIC & SECULAR EDUCATION	555
MARK TWAIN HOUSE & MUSEUM 351 FARMINGTON AVE HARTFORD,CT 061054401	NONE	PUBLIC CHARITY	UNRESTRICTED PURPOSE	1,250
MAZON 1990 SOUTH BUNDY DRIVE LOS ANGELES,CA 900255240	NONE	PUBLIC CHARITY	UNRESTRICTED PURPOSE	180
<b>Total . . . . .</b>  <b>3a</b>				424,275



Form 990PF Part XV Line 3a - Grants and Contributions Paid During the Year

Recipient	If recipient is an individual, show any relationship to any foundation manager or substantial contributor	Foundation status of recipient	Purpose of grant or contribution	Amount
Name and address (home or business)				
<b>a</b> Paid during the year				
MERCY HOUSING AND SHELTER CORP 211 WETHERSFIELD AVE HARTFORD, CT 061142609	NONE	PUBLIC CHARITY	17TH ANNUAL DREAMS CAN COME TRUE	3,500
METROPOLITAN MUSEUM OF ART 1000 FIFTH AVE NEW YORK, NY 100280198	NONE	PUBLIC CHARITY	ANNUAL FUND	1,000
NORTHWEST CATHOLIC HIGH SCHOOL 29 WAMPANOAG DRIVE WEST HARTFORD, CT 061071220	NONE	PUBLIC CHARITY	MEMORY OF MICHAEL F ROMANO	1,000
MUSEUM OF FINE ARTS BOSTON 465 HUNTINGTON AVE BOSTON, MA 021155523	NONE	PUBLIC CHARITY	UNRESTRICTED PURPOSE	2,500
MUSEUM OF JEWISH HERITAGE 36 BATTERY PLACE NEW YORK, NY 102801502	NONE	PUBLIC CHARITY	UNRESTRICTED PURPOSE	180
MUSEUM OF MODERN ART 11 WEST 53 STREET NEW YORK, NY 100195497	NONE	PUBLIC CHARITY	UNRESTRICTED PURPOSE	500
NATIONAL CONFERENCE FOR COMMUNITY & JUSTICE 1095 DAY HILL RD WINDSOR, CT 060951782	NONE	PUBLIC CHARITY	ANNUAL HUMAN RELATIONS AWARD BANQUET	333
NATIONAL MUSEUM OF WOMEN IN THE ARTS 1250 NEW YORK AVENUE NW WASHINGTON, DC 200053970	NONE	PUBLIC CHARITY	UNRESTRICTED PURPOSE	630
NEW BRITAIN MUSEUM OF AMERICAN ART 56 LEXINGTON ST NEW BRITAIN, CT 060521412	NONE	PUBLIC CHARITY	SPRING GALA	1,667
NEW BRITAIN MUSEUM OF AMERICAN ART 56 LEXINGTON ST NEW BRITAIN, CT 060521412	NONE	PUBLIC CHARITY	"EXHIBITION OF GREAT WOMEN ARTISTS"	5,000
NEW BRITAIN MUSEUM OF AMERICAN ART 56 LEXINGTON ST NEW BRITAIN, CT 060521412	NONE	PUBLIC CHARITY	ANNUAL FUND	10,000
NEW YORK UNIVERSITY 726 BROADWAY NEW YORK, NY 100039580	NONE	PUBLIC CHARITY	UNRESTRICTED PURPOSE	555
OAK HILL 120 HOLCOMB ST HARTFORD, CT 061121529	NONE	PUBLIC CHARITY	UNRESTRICTED PURPOSE	150
REAL ART WAYS 56 ARBOR ST HARTFORD, CT 061060122	NONE	PUBLIC CHARITY	UNRESTRICTED PURPOSE	500
RONALD MCDONALD HOUSE 34 CHAPIN TERRACE SPRINGFIELD, MA 011071704	NONE	PUBLIC CHARITY	HELPING SAMANTHA UDOLF	1,500
<b>Total . . . . .</b>  <b>3a</b>				424,275

Form 990PF Part XV Line 3a - Grants and Contributions Paid During the Year

Recipient	If recipient is an individual, show any relationship to any foundation manager or substantial contributor	Foundation status of recipient	Purpose of grant or contribution	Amount
Name and address (home or business)				
<b>a</b> Paid during the year				
SAVE THE CHILDREN PO BOX 9158 CHELSEA,MA 021509158	NONE	PUBLIC CHARITY	UNRESTRICTED PURPOSE	192
SIMON WIESENTHAL CENTER 1399 SOUTH ROXBURY DRIVE LOS ANGELES,CA 900354738	NONE	PUBLIC CHARITY	UNRESTRICTED PURPOSE	600
SYRACUSE UNIVERSITY 820 COMSTOCK AVE SYRACUSE,NY 132445040	NONE	PUBLIC CHARITY	UNRESTRICTED PURPOSE	15,000
TBCC-PLAY FOR THE CURE 376 SIMSBURY RD BLOOMFIELD,CT 060022216	NONE	PUBLIC CHARITY	12TH ANNUAL PLAY FOR A CURE	1,000
TEMPLE BETH ISRAEL 701 FARMINGTON AVE WEST HARTFORD,CT 061191799	NONE	PUBLIC CHARITY	HONOR RENEE DUBIN'S BIRTHDAY	250
TEMPLE BETH ISRAEL 701 FARMINGTON AVE WEST HARTFORD,CT 061191799	NONE	PUBLIC CHARITY	HONOR ARTHUR GIDDON'S BIRTHDAY	250
THEATER WORKS ONE GOLD ST HARTFORD,CT 061032900	NONE	PUBLIC CHARITY	UNRESTRICTED PURPOSE	7,300
TUFTS UNIVERSITY 80 GEORGE ST MEDFORD,MA 021555519	NONE	PUBLIC CHARITY	TUFTS FUND	500
TUFTS UNIVERSITY 80 GEORGE ST MEDFORD,MA 021555519	NONE	PUBLIC CHARITY	UNRESTRICTED PURPOSE	25,000
UNITED WAY 30 LAUREL ST HARTFORD,CT 061061374	NONE	PUBLIC CHARITY	COMMUNITY CAMPAIGN	2,500
UNITED WAY 30 LAUREL ST HARTFORD,CT 061061374	NONE	PUBLIC CHARITY	FOODSHARE	5,000
UNITED WAY 30 LAUREL ST HARTFORD,CT 061061374	NONE	PUBLIC CHARITY	MY SISTERS' PLACE	5,000
UNIVERSITY OF CONNECTICUT FOUNDATION 2390 ALUMNI DRIVE STORRS,CT 062693206	NONE	PUBLIC CHARITY	BONE,MUSCLE&JOINT SIGNATURE PROGRAM	1,000
UNIVERSITY OF CONNECTICUT LAW SCHOOL FOUNDATION 45 ELIZABETH ST HARTFORD,CT 061052213	NONE	PUBLIC CHARITY	ANNUAL FUND	5,000
WADSWORTH ATHENEUM MUSEUM OF ART 600 MAIN ST HARTFORD,CT 061032990	NONE	PUBLIC CHARITY	THIRD ANNUAL SPLENDOR GALA	5,000
<b>Total . . . . .</b> ▶ <b>3a</b>				424,275

Form 990PF Part XV Line 3a - Grants and Contributions Paid During the Year

Recipient	If recipient is an individual, show any relationship to any foundation manager or substantial contributor	Foundation status of recipient	Purpose of grant or contribution	Amount
Name and address (home or business)				
<b>a</b> <i>Paid during the year</i>				
WADSWORTH ATHENEUM MUSEUM OF ART 600 MAIN ST HARTFORD,CT 061032290	NONE	PUBLIC CHARITY	ANNUAL FUND	50,000
WADSWORTH ATHENEUM MUSEUM OF ART 600 MAIN ST HARTFORD,CT 061032290	NONE	PUBLIC CHARITY	UNRESTRICTED PURPOSE	40
WADSWORTH ATHENEUM MUSEUM OF ART 600 MAIN ST HARTFORD,CT 061032290	NONE	PUBLIC CHARITY	RENOVATING OFFICE	63,823
WEST HARTFORD SYMPHONY ORCHESTRA POBOX 370036 WEST HARTFORD,CT 061370036	NONE	PUBLIC CHARITY	WEST HARTFORD SYMPHONY ORCHESTRA	500
WHC-TV 50 SOUTH MAIN ST WEST HARTFORD,CT 061072485	NONE	PUBLIC CHARITY	UNRESTRICTED PURPOSE	100
<b>Total . . . . .</b>			<b>3a</b>	424,275

TY 2008 Accounting Fees Schedule

**Name:** CHERYL CHASE & STUART BEAR FAMILY FOUNDATION INC

**EIN:** 06-1562154

Category	Amount	Net Investment Income	Adjusted Net Income	Disbursements for Charitable Purposes
TAX PREPARATION FEE	7,500	6,750		750

**TY 2008 All Other Program  
Related Investments Schedule**

**Name:** CHERYL CHASE & STUART BEAR FAMILY FOUNDATION INC  
**EIN:** 06-1562154

Category	Amount
N/A	

TY 2008 Investments Corporate  
Stock Schedule

**Name:** CHERYL CHASE & STUART BEAR FAMILY FOUNDATION INC  
**EIN:** 06-1562154

Name of Stock	End of Year Book Value	End of Year Fair Market Value
UNITED ILLUMINATING CO	1,319,310	1,451,450
CENTEX CORP	0	0
KB HOME	0	0
ALLSTATE CORP	0	0
TRAVELERS COS INC	0	0
XL CAPITAL LTD-CL A	0	0
CHICAGO MERCANTILE EXCHANGE	0	0
DEUTSCHE BANK AG	0	0
FRANKLIN RESOURCES INC	0	0
GOLDMAN SACHS GROUP INC	0	0
MORGAN STANLEY	0	0
GENWORTH FINANCIAL INC	0	0
METLIFE INC	0	0
AMER INTERNATIONAL GROUP INC	0	0
FIDELITY NATIONAL CLA	0	0
HARTFORD FINANCIAL SERVICES	0	0
CITIGROUP INC	0	0
JP MORGAN CHASE & CO	0	0
BANK OF AMER CORP	0	0
AT&T INC	0	0
SPRINT NEXTEL CORP	0	0
VERIZON COMMUNICATIONS INC	0	0
RELIANT ENERGY INC	0	0
WISCONSIN ENERGY CORP	0	0
CBS CORP	0	0
TIME WARNER INC	0	0
GANNETT CO	0	0
GOOGLE INC	0	0
AMGEN INC	0	0
CELGENE CORP	0	0

Name of Stock	End of Year Book Value	End of Year Fair Market Value
GENENTECH INC	0	0
GILEAD SCIENCES INC	0	0
MERCK & CO INC	0	0
PFIZER INC	0	0
TEVA PHARMACEUTICAL INDS	0	0
WYETH	0	0
ABBOTT LABORATORIES	0	0
BAXTER INTERNATIONAL INC	0	0
BECTON DICKINSON & CO	0	0
MEDCOHEALTH SOLUTIONS INC	0	0
ALCON INC	0	0
AMERISOURCEBERGEN CORP	0	0
CARDINAL HEALTH INC	0	0
COLGATE-PALMOLIVE CO	0	0
PROCTER & GAMBLE CO	0	0
ALTRIA GROUP INC	0	0
PHILIP MORRIS INTERNATIONAL	0	0
KELLOGG CO	0	0
TYSON FOODS INC	0	0
WRIGLEY WM JR	0	0
COCA-COLA CO	0	0
PEPSICO INC	0	0
MCDONALDS CORP	0	0
NIKE	0	0
ELECTRONIC ARTS	0	0
BLACK & DECKER CORP	0	0
AUTOLIV INC	0	0
TOYOTA MOTOR CORP	0	0
COSTCO WHOLESALE CORP	0	0
JC PENNEY	0	0

Name of Stock	End of Year Book Value	End of Year Fair Market Value
KOHL'S CORP	0	0
MACY'S	0	0
SAFEWAY INC	0	0
SUPERVALU INC	0	0
TARGET CORP	0	0
WALMART STORES INC	0	0
ALCOA INC	0	0
ARCELORMITTAL SA LUXEMBOURG	0	0
AIR PRODUCTS & CHEMICALS INC	0	0
ASHLAND INC	0	0
DOW CHEMICAL	0	0
MONSANTO CO	0	0
EMERSON ELECTRIC CO	0	0
GE	0	0
HONEYWELL INTERNATIONAL INC	0	0
FLOUR CORP	0	0
TYCO INTERNATIONAL LTD	0	0
LOCKHEED MARTIN CORP	0	0
CATERPILLAR INC	0	0
DEERE & CO	0	0
BROADCOM CORP	0	0
CISCO SYSTEMS INC	0	0
QUALCOMM INC	0	0
RESEARCH IN MOTION	0	0
INTEL CORP	0	0
MOTOROLA INC	0	0
NVIDIA CORP	0	0
APPLE COMPUTER INC	0	0
HEWLETT PACKARD CO	0	0
MICROSOFT CORP	0	0



Name of Stock	End of Year Book Value	End of Year Fair Market Value
SANMINA CORP	0	0
WESTERN DIGITAL CORP	0	0
INGRAM MICRO INC	0	0
AMERICA MOVIL S A DE C V	0	0
ALLIED WASTER INDUSTRIES INC	0	0
UNION PACIFIC CORP	0	0
RYDER SYSTEM	0	0
TRANSOCEAN INC	0	0
CAMERON INTERNATIONAL	0	0
NATIONAL-OILWELL INC	0	0
SCHLUMBERGER LTD	0	0
APACHE CORP	0	0
EOG RES INC	0	0
BP AMOCO P L C	0	0
CHEVRON CORP	0	0
EXXON MOBIL CORP	0	0
ROYAL DUTCH SHELL PLC	0	0
CONOCOPHILLIPS	0	0
DEVON ENERGY CORP	0	0
TOTAL SA	0	0
BERNSTEIN EMERGING MKTS	0	0
BERNSTEIN INTERNATIONAL	0	0
ALLIANCEBERNSTEIN REIT	0	0
BERNSTEIN INTERMEDIATE DURATION PORTFOLIO	0	0

TY 2008 Legal Fees Schedule

**Name:** CHERYL CHASE & STUART BEAR FAMILY FOUNDATION INC

**EIN:** 06-1562154

Category	Amount	Net Investment Income	Adjusted Net Income	Disbursements for Charitable Purposes
LEGAL FEES	25	23		2

**TY 2008 Loans from Officers Schedule****Name:** CHERYL CHASE & STUART BEAR FAMILY FOUNDATION INC**EIN:** 06-1562154

<b>Item No.</b>	<b>1</b>
<b>Lender's Name</b>	CHERYL A CHASE
<b>Lender's Title</b>	OFFICER
<b>Original Amount of Loan</b>	2492390
<b>Balance Due</b>	2492390
<b>Date of Note</b>	
<b>Maturity Date</b>	
<b>Repayment Terms</b>	DEMAND
<b>Interest Rate</b>	0.000000000000
<b>Security Provided by Borrower</b>	NONE
<b>Purpose of Loan</b>	TO FUND CHARITABLE EXPENDITURES
<b>Description of Lender Consideration</b>	CASH
<b>Consideration FMV</b>	

TY 2008 Other Assets Schedule

**Name:** CHERYL CHASE & STUART BEAR FAMILY FOUNDATION INC

**EIN:** 06-1562154

Description	Beginning of Year - Book Value	End of Year - Book Value	End of Year - Fair Market Value
REFUND RECEIVABLE	0	800	800

TY 2008 Other Expenses Schedule

**Name:** CHERYL CHASE & STUART BEAR FAMILY FOUNDATION INC

**EIN:** 06-1562154

Description	Revenue and Expenses per Books	Net Invest ment Income	Adjusted Net Income	Disbursements for Charit able Purposes
INVESTMENT RELATED FEES	2,563	2,563		0

TY 2008 Taxes Schedule

**Name:** CHERYL CHASE & STUART BEAR FAMILY FOUNDATION INC

**EIN:** 06-1562154

Category	Amount	Net Investment Income	Adjusted Net Income	Disbursements for Charitable Purposes
FEDERAL TAX	2,000	0		0
FOREIGN TAXES WITHHELD AT SOURCE	83	83		0