



See a Social Security Number? Say Something!
Report Privacy Problems to <https://public.resource.org/privacy>
Or call the IRS Identity Theft Hotline at 1-800-908-4490



Form **990-PF**

Department of the Treasury
Internal Revenue Service

Return of Private Foundation

or Section 4947(a)(1) Nonexempt Charitable Trust

Treated as a Private Foundation

OMB No 1545-0052

2008

Note: *The foundation may be able to use a copy of this return to satisfy state reporting requirements*

For calendar year 2008 , or tax year beginning 10-01-2008 and ending 09-30-2009

G Check all that apply

☐ Initial return

☐ Final return

☐ Amended return

☐ Address change

☐ Name change

Use the IRS label. Otherwise, print or type. See Specific Instructions.

Name of foundation
RHODA & DAVID CHASE FAMILY FOUNDATION INC

Number and street (or P O box number if mail is not delivered to street address)
CHASE ENTERPGOODWIN SQ225 ASYLUM ST
No FL 29

Room/suite

City or town, state, and ZIP code
HARTFORD, CT 06103

A Employer identification number
06-1499922

B Telephone number (see the instructions)
(860) 549-1674

C If exemption application is pending, check here ☐

D 1. Foreign organizations, check here ☐

2. Foreign organizations meeting the 85% test, check here and attach computation ☐

E If private foundation status was terminated under section 507(b)(1)(A), check here ☐

F If the foundation is in a 60-month termination under section 507(b)(1)(B), check here ☐

H Check type of organization ☒ Section 501(c)(3) exempt private foundation

☐ Section 4947(a)(1) nonexempt charitable trust

☐ Other taxable private foundation

I Fair market value of all assets at end of year (from Part II, col. (c), line 16) ☒ \$ 2,124,405

J Accounting method ☐ Cash ☒ Accrual ☐ Other (specify)
(Part I, column (d) must be on cash basis.)

Part I Analysis of Revenue and Expenses (The total of amounts in columns (b), (c), and (d) may not necessarily equal the amounts in column (a) (see the instructions))		(a) Revenue and expenses per books	(b) Net investment income	(c) Adjusted net income	(d) Disbursements for charitable purposes (cash basis only)
Revenue	1 Contributions, gifts, grants, etc , received (attach schedule)	437,613			
	2 Check <input checked="" type="checkbox"/> if the foundation is not required to attach Sch B				
	3 Interest on savings and temporary cash investments				
	4 Dividends and interest from securities.	79,159	79,159		
	5a Gross rents				
	b Net rental income or (loss) _____				
	6a Net gain or (loss) from sale of assets not on line 10	-1,130,682			
	b Gross sales price for all assets on line 6a _____ 1,030,385				
	7 Capital gain net income (from Part IV , line 2)		0		
	8 Net short-term capital gain				
	9 Income modifications				
	10a Gross sales less returns and allowances				
	b Less Cost of goods sold				
	c Gross profit or (loss) (attach schedule)				
	11 Other income (attach schedule)	<input checked="" type="checkbox"/> 6,000	0		
	12 Total. Add lines 1 through 11	-607,910	79,159		
Operating and Administrative Expenses	13 Compensation of officers, directors, trustees, etc	0	0		0
	14 Other employee salaries and wages				
	15 Pension plans, employee benefits				
	16a Legal fees (attach schedule)	<input checked="" type="checkbox"/> 25	23		2
	b Accounting fees (attach schedule)	<input checked="" type="checkbox"/> 7,500	6,750		750
	c Other professional fees (attach schedule)				
	17 Interest				
	18 Taxes (attach schedule) (see the instructions)	<input checked="" type="checkbox"/> 78	78		0
	19 Depreciation (attach schedule) and depletion				
	20 Occupancy				
	21 Travel, conferences, and meetings				
	22 Printing and publications				
	23 Other expenses (attach schedule)	<input checked="" type="checkbox"/> 2,574	2,574		0
	24 Total operating and administrative expenses. Add lines 13 through 23	10,177	9,425		752
	25 Contributions, gifts, grants paid	640,674			638,539
	26 Total expenses and disbursements. Add lines 24 and 25	650,851	9,425		639,291
	27 Subtract line 26 from line 12				
	a Excess of revenue over expenses and disbursements	-1,258,761			
	b Net investment income (if negative, enter -0-)		69,734		
	c Adjusted net income (if negative, enter -0-)				

For Privacy Act and Paperwork Reduction Act Notice, see the instructions.

Cat No 11289X

Form **990-PF** (2008)

Part II

Balance Sheets

Attached schedules and amounts in the description column should be for end-of-year amounts only (See instructions)

		Beginning of year	End of year	
		(a) Book Value	(b) Book Value	(c) Fair Market Value
Assets	1Cash—non-interest-bearing	364,457	774,906	774,906
	2Savings and temporary cash investments			
	3Accounts receivable ▶ _____ Less allowance for doubtful accounts ▶ _____			
	4Pledges receivable ▶ _____ Less allowance for doubtful accounts ▶ _____			
	5Grants receivable			
	6Receivables due from officers, directors, trustees, and other disqualified persons (attach schedule) (see the instructions)			
	7Other notes and loans receivable (attach schedule) ▶ _____ Less allowance for doubtful accounts ▶ _____			
	8Inventories for sale or use			
	9Prepaid expenses and deferred charges			
	10aInvestments—U S and state government obligations (attach schedule)			
	bInvestments—corporate stock (attach schedule)	3,917,775	2,095,531	1,182,600
	cInvestments—corporate bonds (attach schedule)	0	149,169	166,899
	11Investments—land, buildings, and equipment basis ▶ _____ Less accumulated depreciation (attach schedule) ▶ _____			
	12Investments—mortgage loans			
	13Investments—other (attach schedule)			
	14Land, buildings, and equipment basis ▶ _____ Less accumulated depreciation (attach schedule) ▶ _____			
	15Other assets (describe ▶ _____)			
	16Total assets (to be completed by all filers—see the instructions Also, see page 1, item I)	4,282,232	3,019,606	2,124,405
Liabilities	17Accounts payable and accrued expenses	13,500	9,635	
	18Grants payable			
	19Deferred revenue			
	20Loans from officers, directors, trustees, and other disqualified persons			
	21Mortgages and other notes payable (attach schedule)			
	22Other liabilities (describe ▶ _____)			
	23Total liabilities (add lines 17 through 22)	13,500	9,635	
Net Assets or Fund Balances	Foundations that follow SFAS 117, check here ▶ <input checked="" type="checkbox"/> and complete lines 24 through 26 and lines 30 and 31.			
	24Unrestricted	4,268,732	3,009,971	
	25Temporarily restricted			
	26Permanently restricted			
	Foundations that do not follow SFAS 117, check here ▶ <input type="checkbox"/> and complete lines 27 through 31.			
	27Capital stock, trust principal, or current funds			
	28Paid-in or capital surplus, or land, bldg , and equipment fund			
	29Retained earnings, accumulated income, endowment, or other funds			
	30Total net assets or fund balances (see the instructions)	4,268,732	3,009,971	
	31Total liabilities and net assets/fund balances (see the instructions)	4,282,232	3,019,606	

Part III

Analysis of Changes in Net Assets or Fund Balances

1	Total net assets or fund balances at beginning of year—Part II, column (a), line 30 (must agree with end-of-year figure reported on prior year’s return)	1	4,268,732
2	Enter amount from Part I, line 27a	2	-1,258,761
3	Other increases not included in line 2 (itemize) ▶ _____	3	0
4	Add lines 1, 2, and 3	4	3,009,971
5	Decreases not included in line 2 (itemize) ▶ _____	5	0
6	Total net assets or fund balances at end of year (line 4 minus line 5)—Part II, column (b), line 30	6	3,009,971

Part IV

Capital Gains and Losses for Tax on Investment Income

(a) List and describe the kind(s) of property sold (e g , real estate, 2-story brick warehouse, or common stock, 200 shs MLC Co)		(b) How acquired P—Purchase D—Donation	(c) Date acquired (mo , day, yr)	(d) Date sold (mo , day, yr)
1a	See Additional Data Table			
b				
c				
d				
e				
(e) Gross sales price		(f) Depreciation allowed (or allowable)	(g) Cost or other basis plus expense of sale	
(h) Gain or (loss) (e) plus (f) minus (g)				
a	See Additional Data Table			
b				
c				
d				
e				
Complete only for assets showing gain in column (h) and owned by the foundation on 12/31/69			(I) Gains (Col (h) gain minus col (k), but not less than -0-) or Losses (from col (h))	
(i) F M V as of 12/31/69		(j) Adjusted basis as of 12/31/69	(k) Excess of col (i) over col (j), if any	
a	See Additional Data Table			
b				
c				
d				
e				
2	Capital gain net income or (net capital loss)		2	-1,130,682
3	Net short-term capital gain or (loss) as defined in sections 1222(5) and (6) If gain, also enter in Part I, line 8, column (c) (see the instructions) If (loss), enter -0- in Part I, line 8			

Part V

Qualification Under Section 4940(e) for Reduced Tax on Net Investment Income

(For optional use by domestic private foundations subject to the section 4940(a) tax on net investment income)

If section 4940(d)(2) applies, leave this part blank

Was the foundation liable for the section 4942 tax on the distributable amount of any year in the base period? ☐ Yes ☒ No
If “Yes,” the foundation does not qualify under section 4940(e) Do not complete this part

1 Enter the appropriate amount in each column for each year, see the instructions before making any entries				
(a) Base period years Calendar year (or tax year beginning in)	(b) Adjusted qualifying distributions	(c) Net value of noncharitable-use assets	(d) Distribution ratio (col (b) divided by col (c))	
2007	962,234	2,784,904	0 345518	
2006	975,700	3,690,546	0 264378	
2005	1,190,107	4,708,805	0 252741	
2004	3,194,950	8,589,544	0 371958	
2003	1,830,189	6,565,669	0 278751	
2	Total of line 1, column (d).		2	1 513346
3	Average distribution ratio for the 5-year base period—divide the total on line 2 by 5, or by the number of years the foundation has been in existence if less than 5 years		3	0 302669
4	Enter the net value of noncharitable-use assets for 2008 from Part X, line 5.		4	1,708,713
5	Multiply line 4 by line 3.		5	517,174
6	Enter 1% of net investment income (1% of Part I, line 27b).		6	697
7	Add lines 5 and 6.		7	517,871
8	Enter qualifying distributions from Part XII, line 4.		8	639,291
If line 8 is equal to or greater than line 7, check the box in Part VI, line 1b, and complete that part using a 1% tax rate See the Part VI instructions				

Part VIExcise Tax Based on Investment Income (Section 4940(a), 4940(b), 4940(e), or 4948—see the instructions)			
1a		Exempt operating foundations described in section 4940(d)(2), check here <input type="checkbox"/> and enter "N/A" on line 1	
b		Domestic foundations that meet the section 4940(e) requirements in Part V, check here <input checked="" type="checkbox"/> and enter 1% of Part I, line 27b	
c		All other domestic foundations enter 2% of line 27b Exempt foreign organizations enter 4% of Part I, line 12, col (b)	
2		Tax under section 511 (domestic section 4947(a)(1) trusts and taxable foundations only Others enter -0-)	
3		Add lines 1 and 2.	
4		Subtitle A (income) tax (domestic section 4947(a)(1) trusts and taxable foundations only Others enter -0-)	
5		Tax based on investment income. Subtract line 4 from line 3 If zero or less, enter -0-	
6		Credits/Payments	
a		6a	2008 estimated tax payments and 2007 overpayment credited to 2008 4,153
b		6b	Exempt foreign organizations—tax withheld at source
c		6c	Tax paid with application for extension of time to file (Form 8868)
d		6d	Backup withholding erroneously withheld
7		Total credits and payments Add lines 6a through 6d.	
8		Enter any penalty for underpayment of estimated tax Check here <input type="checkbox"/> if Form 2220 is attached	
9		Tax due. If the total of lines 5 and 8 is more than line 7, enter amount owed	
10		Overpayment. If line 7 is more than the total of lines 5 and 8, enter the amount overpaid.	
11		Enter the amount of line 10 to be Credited to 2009 estimated tax 3,456 Refunded 0	

Part VII-AStatements Regarding Activities			
1a			YesNo
b			No
c			No
d			No
e			No
2			No
3			No
4a			No
b			
5			No
6			No
7			No
8a			No
b			No
9			No
10			No

Part VII-A

Statements Regarding Activities Continued

11	At any time during the year, did the foundation, directly or indirectly, own a controlled entity within the meaning of section 512(b)(13)? If "Yes," attach schedule (see page 20 of the instructions)	11a		No
12	Did the foundation acquire a direct or indirect interest in any applicable insurance contract?	12		No
13	Did the foundation comply with the public inspection requirements for its annual returns and exemption application?	13	Yes	
Web site address ▶N/A				
14	The books are in care of ▶JOHN P REDDING Telephone no ▶(860) 549-1674			
	Located at ▶CHASE ENTERP GOODWIN SQ 225 ASYLUM ST FL 29 HARTFORD CT ZIP +4 ▶06103			
15	Section 4947(a)(1) nonexempt charitable trusts filing Form 990-PF in lieu of Form 1041—Check here			15

Part VII-B

Statements Regarding Activities for Which Form 4720 May Be Required

File Form 4720 if any item is checked in the "Yes" column, unless an exception applies.			Yes	No
1a	During the year did the foundation (either directly or indirectly)			
	(1) Engage in the sale or exchange, or leasing of property with a disqualified person?			
	(2) Borrow money from, lend money to, or otherwise extend credit to (or accept it from) a disqualified person?			
	(3) Furnish goods, services, or facilities to (or accept them from) a disqualified person?			
	(4) Pay compensation to, or pay or reimburse the expenses of, a disqualified person?			
	(5) Transfer any income or assets to a disqualified person (or make any of either available for the benefit or use of a disqualified person)?			
	(6) Agree to pay money or property to a government official? (Exception. Check "No" if the foundation agreed to make a grant to or to employ the official for a period after termination of government service, if terminating within 90 days).			
b	If any answer is "Yes" to 1a(1)–(6), did any of the acts fail to qualify under the exceptions described in Regulations section 53.4941(d)-3 or in a current notice regarding disaster assistance (see the instructions)?	1b		No
c	Did the foundation engage in a prior year in any of the acts described in 1a, other than excepted acts, that were not corrected before the first day of the tax year beginning in 2008?	1c		No
2	Taxes on failure to distribute income (section 4942) (does not apply for years the foundation was a private operating foundation defined in section 4942(j)(3) or 4942(j)(5))			
a	At the end of tax year 2008, did the foundation have any undistributed income (lines 6d and 6e, Part XIII) for tax year(s) beginning before 2008?			
b	Are there any years listed in 2a for which the foundation is not applying the provisions of section 4942(a)(2) (relating to incorrect valuation of assets) to the year's undistributed income? (If applying section 4942(a)(2) to all years listed, answer "No" and attach statement—see the instructions).	2b		
c	If the provisions of section 4942(a)(2) are being applied to any of the years listed in 2a, list the years here			
3a	Did the foundation hold more than a 2% direct or indirect interest in any business enterprise at any time during the year?			
b	If "Yes," did it have excess business holdings in 2008 as a result of (1) any purchase by the foundation or disqualified persons after May 26, 1969, (2) the lapse of the 5-year period (or longer period approved by the Commissioner under section 4943(c)(7)) to dispose of holdings acquired by gift or bequest, or (3) the lapse of the 10-, 15-, or 20-year first phase holding period? (Use Schedule C, Form 4720, to determine if the foundation had excess business holdings in 2008.).	3b		
4a	Did the foundation invest during the year any amount in a manner that would jeopardize its charitable purposes?	4a		No
b	Did the foundation make any investment in a prior year (but after December 31, 1969) that could jeopardize its charitable purpose that had not been removed from jeopardy before the first day of the tax year beginning in 2008?	4b		No

5a	<p>During the year did the foundation pay or incur any amount to</p> <p>(1) Carry on propaganda, or otherwise attempt to influence legislation (section 4945(e))? <input type="checkbox"/> Yes <input checked="" type="checkbox"/> No</p> <p>(2) Influence the outcome of any specific public election (see section 4955), or to carry on, directly or indirectly, any voter registration drive? <input type="checkbox"/> Yes <input checked="" type="checkbox"/> No</p> <p>(3) Provide a grant to an individual for travel, study, or other similar purposes? <input type="checkbox"/> Yes <input checked="" type="checkbox"/> No</p> <p>(4) Provide a grant to an organization other than a charitable, etc., organization described in section 509(a)(1), (2), or (3), or section 4940(d)(2)? (see instructions). <input type="checkbox"/> Yes <input checked="" type="checkbox"/> No</p> <p>(5) Provide for any purpose other than religious, charitable, scientific, literary, or educational purposes, or for the prevention of cruelty to children or animals? <input type="checkbox"/> Yes <input checked="" type="checkbox"/> No</p> <p>b If any answer is "Yes" to 5a(1)–(5), did any of the transactions fail to qualify under the exceptions described in Regulations section 53.4945 or in a current notice regarding disaster assistance (see the instructions)? <input type="checkbox"/> Yes <input checked="" type="checkbox"/> No</p> <p>Organizations relying on a current notice regarding disaster assistance check here. <input checked="" type="checkbox"/></p> <p>c If the answer is "Yes" to question 5a(4), does the foundation claim exemption from the tax because it maintained expenditure responsibility for the grant? <input type="checkbox"/> Yes <input checked="" type="checkbox"/> No</p> <p><i>If "Yes," attach the statement required by Regulations section 53.4945–5(d).</i></p>			
6a	Did the foundation, during the year, receive any funds, directly or indirectly, to pay premiums on a personal benefit contract? <input type="checkbox"/> Yes <input checked="" type="checkbox"/> No			
b	Did the foundation, during the year, pay premiums, directly or indirectly, on a personal benefit contract? <input type="checkbox"/> Yes <input checked="" type="checkbox"/> No			
	<i>If you answered "Yes" to 6b, also file Form 8870.</i>			
7a	At any time during the tax year, was the foundation a party to a prohibited tax shelter transaction? <input type="checkbox"/> Yes <input checked="" type="checkbox"/> No			
b	If yes, did the foundation receive any proceeds or have any net income attributable to the transaction? <input type="checkbox"/> Yes <input checked="" type="checkbox"/> No			

1 List all officers, directors, trustees, foundation managers and their compensation (see the instructions).

(a) Name and address	(b) Title, and average hours per week devoted to position	(c) Compensation (If not paid, enter -0-)	(d) Contributions to employee benefit plans and deferred compensation	(e) Expense account, other allowances
DAVID T CHASE	DIRECTOR/PRESIDENT 5 00	0	0	0
C/O CHASE ENT 225 ASYLUM ST29TH FL HARTFORD,CT 06103				
RHODA L CHASE	DIRECTOR/VICE PRESIDENT 1 00	0	0	0
C/O CHASE ENT 225 ASYLUM ST29TH FL HARTFORD,CT 06103				
THERESA KASUGA	SECRETARY 1 00	0	0	0
C/O CHASE ENT 225 ASYLUM ST29TH FL HARTFORD,CT 06103				
JOHN P REDDING	DIRECTOR/VICE PRES/ASSTSEC 1 00	0	0	0
C/O CHASE ENT 225 ASYLUM ST29TH FL HARTFORD,CT 06103				

(a) Name and address of each employee paid more than \$50,000	(b) Title and average hours per week devoted to position	(c) Compensation	(d) Contributions to employee benefit plans and deferred compensation	(e) Expense account, other allowances
NONE				

Total number of other employees paid over \$50,000.	0
--	---

Part VIII Information About Officers and Contractors Continued

3 Five highest-paid independent contractors for professional services—(see the instructions). If none, enter "NONE."

(a) Name and address of each person paid more than \$50,000	(b) Type of service	(c) Compensation
NONE		
Total number of others receiving over \$50,000 for professional services.	▶	0

Part IX-A Summary of Direct Charitable Activities

List the foundation's four largest direct charitable activities during the tax year. Include relevant statistical information such as the number of organizations and other beneficiaries served, conferences convened, research papers produced, etc.		Expenses
1		
2		
3		
4		

Part IX-B Summary of Program-Related Investments (see the instructions)

Describe the two largest program-related investments made by the foundation during the tax year on lines 1 and 2	Amount
1	
2	
All other program-related investments See the instructions	
3	
Total Add lines 1 through 3.	0

Part X

Minimum Investment Return (All domestic foundations must complete this part. Foreign foundations, see page 24 of the instructions.)

1	Fair market value of assets not used (or held for use) directly in carrying out charitable, etc , purposes		
a	Average monthly fair market value of securities.	1a	1,427,282
b	Average of monthly cash balances.	1b	307,012
c	Fair market value of all other assets (see the instructions).	1c	440
d	Total (add lines 1a, b, and c).	1d	1,734,734
e	Reduction claimed for blockage or other factors reported on lines 1a and 1c (attach detailed explanation).	1e	0
2	Acquisition indebtedness applicable to line 1 assets.	2	0
3	Subtract line 2 from line 1d.	3	1,734,734
4	Cash deemed held for charitable activities Enter 1 1/2% of line 3 (for greater amount, see the instructions).	4	26,021
5	Net value of noncharitable-use assets. Subtract line 4 from line 3 Enter here and on Part V, line 4	5	1,708,713
6	Minimum investment return. Enter 5% of line 5.	6	85,436

Part XI

Distributable Amount (see page 25 of the instructions) (Section 4942(j)(3) and (j)(5) private operating foundations and certain foreign organizations check here ☐ and do not complete this part.)

1	Minimum investment return from Part X, line 6.	1	85,436
2a	Tax on investment income for 2008 from Part VI, line 5.	2a	697
b	Income tax for 2008 (This does not include the tax from Part VI).	2b	
c	Add lines 2a and 2b.	2c	697
3	Distributable amount before adjustments Subtract line 2c from line 1.	3	84,739
4	Recoveries of amounts treated as qualifying distributions.	4	0
5	Add lines 3 and 4.	5	84,739
6	Deduction from distributable amount (see the instructions).	6	0
7	Distributable amount as adjusted Subtract line 6 from line 5 Enter here and on Part XIII, line 1.	7	84,739

Part XII

Qualifying Distributions (see page 25 of the instructions)

1	Amounts paid (including administrative expenses) to accomplish charitable, etc , purposes		
a	Expenses, contributions, gifts, etc —total from Part I, column (d), line 26.	1a	639,291
b	Program-related investments—total from Part IX-B.	1b	0
2	Amounts paid to acquire assets used (or held for use) directly in carrying out charitable, etc , purposes.	2	
3	Amounts set aside for specific charitable projects that satisfy the		
a	Suitability test (prior IRS approval required).	3a	
b	Cash distribution test (attach the required schedule).	3b	
4	Qualifying distributions. Add lines 1a through 3b Enter here and on Part V, line 8, and Part XIII, line 4	4	639,291
5	Foundations that qualify under section 4940(e) for the reduced rate of tax on net investment income Enter 1% of Part I, line 27b (see page 26 of the instructions)	5	697
6	Adjusted qualifying distributions. Subtract line 5 from line 4.	6	638,594

Note: The amount on line 6 will be used in Part V, column (b), in subsequent years when calculating whether the foundation qualifies for the section 4940(e) reduction of tax in those years.

Part XIII

Undistributed Income (see page 26 of the instructions)

		(a) Corpus	(b) Years prior to 2007	(c) 2007	(d) 2008
1		Distributable amount for 2008 from Part XI, line 7			
2		Undistributed income, if any, as of the end of 2007			
a		Enter amount for 2007 only. 0			
b		Total for prior years 20__ , 20__ , 20__ 0			
3		Excess distributions carryover, if any, to 2008			
a		From 2003. 1,528,222			
b		From 2004. 2,827,797			
c		From 2005. 957,279			
d		From 2006. 793,589			
e		From 2007. 824,683			
f		Total of lines 3a through e. 6,931,570			
4		Qualifying distributions for 2008 from Part XII, line 4 ▶ \$ 639,291			
a		Applied to 2007, but not more than line 2a 0			
b		Applied to undistributed income of prior years (Election required—see the instructions). 0			
c		Treated as distributions out of corpus (Election required—see the instructions). 0			
d		Applied to 2008 distributable amount. 84,739			
e		Remaining amount distributed out of corpus 554,552			
5		Excess distributions carryover applied to 2008 0			
		(If an amount appears in column (d), the same amount must be shown in column (a).)			
6		Enter the net total of each column as indicated below:			
a		Corpus Add lines 3f, 4c, and 4e Subtract line 5 7,486,122			
b		Prior years' undistributed income Subtract line 4b from line 2b. 0			
c		Enter the amount of prior years' undistributed income for which a notice of deficiency has been issued, or on which the section 4942(a) tax has been previously assessed. 0			
d		Subtract line 6c from line 6b Taxable amount—see the instructions. 0			
e		Undistributed income for 2006 Subtract line 4a from line 2a Taxable amount—see the instructions. 0			
f		Undistributed income for 2008 Subtract lines 4d and 5 from line 1 This amount must be distributed in 2008. 0			
7		Amounts treated as distributions out of corpus to satisfy requirements imposed by section 170(b)(1)(F) or 4942(g)(3) (see the instructions). 0			
8		Excess distributions carryover from 2002 not applied on line 5 or line 7 (see page 27 of the instructions). 1,528,222			
9		Excess distributions carryover to 2008. Subtract lines 7 and 8 from line 6a. 5,957,900			
10		Analysis of line 9			
a		From 2004. 2,827,797			
b		From 2005. 957,279			
c		From 2006. 793,589			
d		From 2007. 824,683			
e		From 2008. 554,552			

Part XIV

Private Operating Foundations (see the instructions and Part VII-A, question 9)

1a

If the foundation has received a ruling or determination letter that it is a private operating foundation, and the ruling is effective for 2008, enter the date of the ruling.

b

Check box to indicate whether the organization is a private operating foundation described in section 4942(j)(3) or 4942(j)(5)

☐ 4942(j)(3) or ☐ 4942(j)(5)

2a	Enter the lesser of the adjusted net income from Part I or the minimum investment return from Part X for each year listed	Tax year	Prior 3 years			(e) Total
		(a) 2008	(b) 2007	(c) 2006	(d) 2005	
b	85% of line 2a					
c	Qualifying distributions from Part XII, line 4 for each year listed					
d	Amounts included in line 2c not used directly for active conduct of exempt activities					
e	Qualifying distributions made directly for active conduct of exempt activities. Subtract line 2d from line 2c					
3	Complete 3a, b, or c for the alternative test relied upon					
a	"Assets" alternative test—enter					
	(1) Value of all assets					
	(2) Value of assets qualifying under section 4942(j)(3)(B)(i)					
b	"Endowment" alternative test— enter 2/3 of minimum investment return shown in Part X, line 6 for each year listed.					
c	"Support" alternative test—enter					
	(1) Total support other than gross investment income (interest, dividends, rents, payments on securities loans (section 512(a)(5)), or royalties)					
	(2) Support from general public and 5 or more exempt organizations as provided in section 4942(j)(3)(B)(iii).					
	(3) Largest amount of support from an exempt organization					
	(4) Gross investment income					

Part XV

Supplementary Information (Complete this part only if the organization had \$5,000 or more in assets at any time during the year—see the instructions.)

1

Information Regarding Foundation Managers:

a

List any managers of the foundation who have contributed more than 2% of the total contributions received by the foundation before the close of any tax year (but only if they have contributed more than \$5,000) (See section 507(d)(2))

See Additional Data Table

b

List any managers of the foundation who own 10% or more of the stock of a corporation (or an equally large portion of the ownership of a partnership or other entity) of which the foundation has a 10% or greater interest

2

Information Regarding Contribution, Grant, Gift, Loan, Scholarship, etc., Programs:

Check here ☐ if the organization only makes contributions to preselected charitable organizations and does not accept unsolicited requests for funds. If the organization makes gifts, grants, etc. (see the instructions) to individuals or organizations under other conditions, complete items 2a, b, c, and d.

a

The name, address, and telephone number of the person to whom applications should be addressed

JOHN P REDDING CO CHASE ENTERPRISES
GOODWIN SQ 225 ASYLUM ST 29TH FL
HARTFORD,CT 06103
(203) 549-1674

b

The form in which applications should be submitted and information and materials they should include

NO SPECIFIC FORM

c

Any submission deadlines

NONE

d

Any restrictions or limitations on awards, such as by geographical areas, charitable fields, kinds of institutions, or other factors

NONE

Part XV

Supplementary Information (continued)

3 Grants and Contributions Paid During the Year or Approved for Future Payment

Recipient	If recipient is an individual, show any relationship to any foundation manager or substantial contributor	Foundation status of recipient	Purpose of grant or contribution	Amount
Name and address (home or business)				
a Paid during the year See Additional Data Table				
Total			3a	638,539
b Approved for future payment See Additional Data Table				
Total			3b	2,135

Enter gross amounts unless otherwise indicated

Part XVI-B Relationship of Activities to the Accomplishment of Exempt Purposes

Form **990-PF** (2008)

Part XVII

Information Regarding Transfers To and Transactions and Relationships With Noncharitable Exempt Organizations

1

Did the organization directly or indirectly engage in any of the following with any other organization described in section 501(c) of the Code (other than section 501(c)(3) organizations) or in section 527, relating to political organizations?

a

Transfers from the reporting organization to a noncharitable exempt organization of

1

Cash.

2

Other assets.

b

Other transactions

1

Sales of assets to a noncharitable exempt organization.

2

Purchases of assets from a noncharitable exempt organization.

3

Rental of facilities, equipment, or other assets.

4

Reimbursement arrangements.

5

Loans or loan guarantees.

6

Performance of services or membership or fundraising solicitations.

c

Sharing of facilities, equipment, mailing lists, other assets, or paid employees.

d

If the answer to any of the above is "Yes," complete the following schedule. Column (b) should always show the fair market value of the goods, other assets, or services given by the reporting organization. If the foundation received less than fair market value in any transaction or sharing arrangement, show in column (d) the value of the goods, other assets, or services received.

		Yes	No
1a(1)			No
1a(2)			No
1b(1)			No
1b(2)			No
1b(3)			No
1b(4)			No
1b(5)			No
1b(6)			No
1c			No

(a) Line No	(b) Amount involved	(c) Name of noncharitable exempt organization	(d) Description of transfers, transactions, and sharing arrangements

2a

Is the foundation directly or indirectly affiliated with, or related to, one or more tax-exempt organizations described in section 501(c) of the Code (other than section 501(c)(3)) or in section 527?

☐

Yes

☒

No

If "Yes," complete the following schedule

(a) Name of organization	(b) Type of organization	(c) Description of relationship

Sign Here

Under penalties of perjury, I declare that I have examined this return, including accompanying schedules and statements, and to the best of my knowledge and belief, it is true, correct, and complete. Declaration of preparer (other than taxpayer or fiduciary) is based on all information of which preparer has any knowledge.

Signature of officer or trustee

2010-08-12

Date

Title

Paid Preparer's Use Only

Preparer's Signature

Firm's name (or yours if self-employed), address, and ZIP code

Date

EIN

Phone no

Check if self-employed

Preparer's SSN or PTIN (See **Signature** in the instructions)

Form 990-PF (2008)

Schedule B

(Form 990, 990-EZ, or 990-PF)

Department of the Treasury
Internal Revenue Service

Schedule of Contributors

▶ Attach to Form 990, 990-EZ, and 990-PF.
▶ See separate instructions.

OMB No 1545-0047

2008

Name of organization RHODA & DAVID CHASE FAMILY FOUNDATION INC	Employer identification number 06-1499922
--	---

Organization type (check one)

Filers of:	Section:
Form 990 or 990-EZ	<input type="checkbox"/> 501(c)() (enter number) organization
	<input type="checkbox"/> 4947(a)(1) nonexempt charitable trust not treated as a private foundation
	<input type="checkbox"/> 527 political organization
Form 990-PF	<input checked="" type="checkbox"/> 501(c)(3) exempt private foundation
	<input type="checkbox"/> 4947(a)(1) nonexempt charitable trust treated as a private foundation
	<input type="checkbox"/> 501(c)(3) taxable private foundation

Check if your organization is covered by the **General Rule** or a **Special Rule**. (Note. Only a section 501(c)(7), (8), or (10) organization can check boxes for both the General Rule and a Special Rule See instructions)

General Rule—

☒ For organizations filing Form 990, 990-EZ, or 990-PF that received, during the year, \$5,000 or more (in money or property) from any one contributor Complete Parts I and II

Special Rules—

☐ For a section 501(c)(3) organization filing Form 990, or Form 990-EZ, that met the 33¹/₃% support test of the regulations under sections 509(a)(1)/170(b)(1)(A)(vi), and received from any one contributor, during the year, a contribution of the greater of **(1)** \$5,000 or **(2)** 2% of the amount on Form 990, Part VIII, line 1h or 2% of the amount on Form 990-EZ, line 1 Complete Parts I and II

☐ For a section 501(c)(7), (8), or (10) organization filing Form 990, or Form 990-EZ, that received from any one contributor, during the year, aggregate contributions or bequests of more than \$1,000 for use *exclusively* for religious, charitable, scientific, literary, or educational purposes, or the prevention of cruelty to children or animals Complete Parts I, II, and III

☐ For a section 501(c)(7), (8), or (10) organization filing Form 990, or Form 990-EZ, that received from any one contributor, during the year, some contributions for use *exclusively* for religious, charitable, etc , purposes, but these contributions did not aggregate to more than \$1,000 (If this box is checked, enter here the total contributions that were received during the year for an *exclusively* religious, charitable, etc , purpose Do not complete any of the parts unless the **General Rule** applies to this organization because it received nonexclusively religious, charitable, etc , contributions of \$5,000 or more during the year) ▶ \$ _____

Caution. Organizations that are not covered by the General Rule and/or the Special Rules do not file Schedule B (Form 990, 990-EZ, or 990-PF), but they **must** answer “No” on Part IV, line 2 of their Form 990, or check the box in the heading of their Form 990-EZ, or on line 2 of their Form 990-PF, to certify that they do not meet the filing requirements of Schedule B (Form 990, 990-EZ, or 990-PF)

Name of organization RHODA & DAVID CHASE FAMILY FOUNDATION INC	Employer identification number 06-1499922
---	--

Part I

Contributors (see instructions)

(a) No.	(b) Name, address, and ZIP + 4	(c) Aggregate contributions	(d) Type of contribution
1	FORDHAM RENAISSANCE MANAGEMENT C/O CHASE ENTERPRISES GOODWIN SQ 22 HARTFORD, CT 06103	\$ 78,333	Person <input checked="" type="checkbox"/> Payroll <input type="checkbox"/> Noncash <input type="checkbox"/> (Complete Part II if there is a noncash contribution)
2	CHASE ENTERPRISES HOLDING LLC C/O CHASE ENTERPRISES GOODWIN SQ 22 HARTFORD, CT 06103	\$ 25,000	Person <input checked="" type="checkbox"/> Payroll <input type="checkbox"/> Noncash <input type="checkbox"/> (Complete Part II if there is a noncash contribution)
3	DAVID T CHASE C/O CHASE ENTERPRISES GOODWIN SQ 22 HARTFORD, CT 06103	\$ 179,780	Person <input checked="" type="checkbox"/> Payroll <input type="checkbox"/> Noncash <input type="checkbox"/> (Complete Part II if there is a noncash contribution)
4	RLC INVESTMENTS LLC C/O CHASE ENTERPRISES GOODWIN SQ 22 HARTFORD, CT 06103	\$ 39,500	Person <input checked="" type="checkbox"/> Payroll <input type="checkbox"/> Noncash <input type="checkbox"/> (Complete Part II if there is a noncash contribution)
5	ONE FORDHAM PLAZA LLC C/O CHASE ENTERPRISES GOODWIN SQ 22 HARTFORD, CT 06103	\$ 115,000	Person <input checked="" type="checkbox"/> Payroll <input type="checkbox"/> Noncash <input type="checkbox"/> (Complete Part II if there is a noncash contribution)

Name of organization RHODA & DAVID CHASE FAMILY FOUNDATION INC	Employer identification number 06-1499922
---	--

Part II Noncash Property (see Instructions)			
(a) No. from Part I	(b) Description of noncash property given	(c) FMV (or estimate) (see instructions)	(d) Date received
_____	_____ _____ _____ _____	\$ _____	_____
(a) No. from Part I	(b) Description of noncash property given	(c) FMV (or estimate) (see instructions)	(d) Date received
_____	_____ _____ _____ _____	\$ _____	_____
(a) No. from Part I	(b) Description of noncash property given	(c) FMV (or estimate) (see instructions)	(d) Date received
_____	_____ _____ _____ _____	\$ _____	_____
(a) No. from Part I	(b) Description of noncash property given	(c) FMV (or estimate) (see instructions)	(d) Date received
_____	_____ _____ _____ _____	\$ _____	_____
(a) No. from Part I	(b) Description of noncash property given	(c) FMV (or estimate) (see instructions)	(d) Date received
_____	_____ _____ _____ _____	\$ _____	_____
(a) No. from Part I	(b) Description of noncash property given	(c) FMV (or estimate) (see instructions)	(d) Date received
_____	_____ _____ _____ _____	\$ _____	_____

Name of organization RHODA & DAVID CHASE FAMILY FOUNDATION INC	Employer identification number 06-1499922
---	--

Part III

Exclusively religious, charitable, etc., individual contributions to section 501(c)(7), (8), or (10) organizations aggregating more than \$1,000 for the year. (Complete columns (a) through (e) and the following line entry)

For organizations completing Part III, enter the total of *exclusively* religious, charitable, etc , contributions of **\$1,000 or less** for the year (Enter this information once See instructions) ▶ \$

(a) No. from Part I	(b) Purpose of gift	(c) Use of gift	(d) Description of how gift is held
—	<div></div> <div></div> <div></div>	<div></div> <div></div> <div></div>	<div></div> <div></div> <div></div>
	(e) Transfer of gift		
	Transferee's name, address, and ZIP 4	Relationship of transferor to transferee	
	<div></div> <div></div>	<div></div> <div></div> <div></div>	
—	<div></div> <div></div> <div></div>	<div></div> <div></div> <div></div>	<div></div> <div></div> <div></div>
	(e) Transfer of gift		
	Transferee's name, address, and ZIP 4	Relationship of transferor to transferee	
	<div></div> <div></div>	<div></div> <div></div> <div></div>	
—	<div></div> <div></div> <div></div>	<div></div> <div></div> <div></div>	<div></div> <div></div> <div></div>
	(e) Transfer of gift		
	Transferee's name, address, and ZIP 4	Relationship of transferor to transferee	
	<div></div> <div></div>	<div></div> <div></div> <div></div>	
—	<div></div> <div></div> <div></div>	<div></div> <div></div> <div></div>	<div></div> <div></div> <div></div>
	(e) Transfer of gift		
	Transferee's name, address, and ZIP 4	Relationship of transferor to transferee	
	<div></div> <div></div>	<div></div> <div></div> <div></div>	
—	<div></div> <div></div> <div></div>	<div></div> <div></div> <div></div>	<div></div> <div></div> <div></div>
	(e) Transfer of gift		
	Transferee's name, address, and ZIP 4	Relationship of transferor to transferee	
	<div></div> <div></div>	<div></div> <div></div> <div></div>	

Additional Data

Software ID: 08000094

Software Version: 2008.05000

EIN: 06-1499922

Name: RHODA & DAVID CHASE FAMILY FOUNDATION INC

Form 990PF Part IV - Capital Gains and Losses for Tax on Investment Income - Lines a - d

(a) List and describe the kind(s) of property sold (e g , real estate, 2-story brick warehouse, or common stock, 200 shs MLC Co)	(b) How acquired P—Purchase D—Donation	(c) Date acquired (mo , day, yr)	(d) Date sold (mo , day, yr)
10 SH ELECTRONIC ARTS INC	P	2008-07-23	2008-10-06
9 SH WRIGLEY WM JR CO	P	2007-12-21	2008-10-07
10 SH WRIGLEY WM JR CO	P	2008-01-30	2008-10-07
16 SH RESEARCH IN MOTION	P	2007-12-06	2008-10-09
4 SH TRANSOCEAN INC	P	2008-06-27	2008-10-17
4 SH TRANSOCEAN INC	P	2008-04-18	2008-10-17
11 SH AIR PRODUCTS & CHEMICALS INC	P	2007-11-08	2008-10-31
8 SH RESEARCH IN MOTION	P	2008-01-07	2008-10-31
3 SH RESEARCH IN MOTION	P	2008-01-29	2008-10-31
1 SH RESEARCH IN MOTION	P	2007-12-06	2008-10-31
14 SH HONEYWELL INTERNATIONAL INC	P	2007-04-30	2008-10-02
11 SH HONEYWELL INTERNATIONAL INC	P	2007-06-19	2008-10-02
23 SH BROADCOM CORP	P	2006-01-25	2008-10-08
15 SH DOW CHEMICAL	P	2007-06-11	2008-10-08
10 SH DOW CHEMICAL	P	2007-08-30	2008-10-08
15 SH TARGET CORP	P	2005-08-18	2008-10-13
1 SH GOOGLE INC	P	2005-08-18	2008-10-17
14 SH DEERE & CO	P	2007-09-11	2008-10-31
10 SH HONEYWELL INTERNATIONAL INC	P	2007-08-23	2008-10-31
10 SH HONEYWELL INTERNATIONAL INC	P	2007-07-23	2008-10-31
10 SH MEDCO HEALTH SLUTIONS INC	P	2007-05-04	2008-10-31
9 SH AMERICA MOVIL	P	2008-06-05	2008-11-10
6 SH AMERICA MOVIL	P	2008-06-16	2008-11-10
4 SH RESEARCH IN MOTION	P	2008-01-29	2008-11-11
25 SH DOW CHEMICAL	P	2007-11-15	2008-11-13
5 SH NATIONAL-OILWELL INC	P	2008-07-23	2008-11-14
5 SH NATIONAL-OILWELL INC	P	2008-04-24	2008-11-14
30 SH ALCOA INC	P	2008-01-07	2008-11-20
10 SH AMERICA MOVIL	P	2008-06-25	2008-11-21
60 SH ALLIED WASTE INDUSTRIES INC	P	2008-04-18	2008-11-25

Form 990PF Part IV - Capital Gains and Losses for Tax on Investment Income - Lines e - h

(e) Gross sales price	(f) Depreciation allowed (or allowable)	(g) Cost or other basis plus expense of sale	(h) Gain or (loss) (e) plus (f) minus (g)
299		489	-190
721		538	183
800		587	213
975		1,641	-666
277		608	-331
277		616	-339
611		1,089	-478
406		813	-407
152		275	-123
51		102	-51
545		764	-219
429		636	-207
350		863	-513
428		683	-255
285		424	-139
584		841	-257
380		278	102
536		966	-430
300		560	-260
300		615	-315
383		372	11
287		514	-227
191		340	-149
185		367	-182
543		1,022	-479
133		392	-259
133		361	-228
231		997	-766
279		534	-255
612		731	-119

Form 990PF Part IV - Capital Gains and Losses for Tax on Investment Income - Lines i - l

Complete only for assets showing gain in column (h) and owned by the foundation on 12/31/69			(l) Gains (Col (h) gain minus col (k), but not less than -0-) or Losses (from col (h))
(i) F M V as of 12/31/69	(j) Adjusted basis as of 12/31/69	(k) Excess of col (i) over col (j), if any	
			-190
			183
			213
			-666
			-331
			-339
			-478
			-407
			-123
			-51
			-219
			-207
			-513
			-255
			-139
			-257
			102
			-430
			-260
			-315
			11
			-227
			-149
			-182
			-479
			-259
			-228
			-766
			-255
			-119

Form 990PF Part IV – Capital Gains and Losses for Tax on Investment Income - Lines a - d

(a) List and describe the kind(s) of property sold (e g , real estate, 2-story brick warehouse, or common stock, 200 shs MLC Co)	(b) How acquired P—Purchase D—Donation	(c) Date acquired (mo , day, yr)	(d) Date sold (mo , day, yr)
10 SH HONEYWELL INTERNATIONAL INC	P	2007-12-06	2008-11-25
5 SH JPMORGAN CHASE&CO	P	2006-06-01	2008-11-05
10 SH AMERICA MOVIL	P	2006-11-21	2008-11-10
9 SH FLUOR CORP	P	2007-03-14	2008-11-10
4 SH FLUOR CORP	P	2006-12-19	2008-11-10
5 SH DOW CHEMICAL	P	2007-08-30	2008-11-13
10 SH DOW CHEMICAL	P	2007-10-01	2008-11-13
10 SH TRAVELERS COS	P	2005-08-22	2008-11-18
9 SH ARCELORMITTAL SA LUXEMBOURG	P	2006-11-15	2008-11-21
10 SH ARCELORMITTAL SA LUXEMBOURG	P	2007-03-23	2008-11-21
5 SH CHEVRON CORP	P	2005-08-18	2008-11-21
3 SH CHEVRON CORP	P	2005-08-18	2008-11-24
15 SH ASHLAND INC	P	2008-03-05	2008-12-03
6 SH KELLOGG CO	P	2008-09-15	2008-12-03
2 SH KELLOGG CO	P	2008-10-15	2008-12-03
8 SH UNION PACIFIC CORP	P	2008-04-22	2008-12-08
1086 957 SH BERNSTEIN INTERMEDIATE DURATION PORTFOLIO	P	2005-08-18	2008-12-03
7 SH ABBOTT LAB	P	2007-03-22	2008-12-03
2 SH ABBOTT LAB	P	2007-03-13	2008-12-03
6 SH MEDCO HEALTH SOLUTIONS INC	P	2007-05-04	2008-12-03
4 SH MEDCO HEALTH SOLUTIONS INC	P	2007-05-08	2008-12-03
4 SH CHEVRON CORP	P	2005-08-18	2008-12-05
9 SH BP PLC	P	2006-11-27	2008-12-08
1 SH BP PLC	P	2006-12-12	2006-12-08
6 SH BECTON DICKINSON&CO	P	2008-04-15	2009-01-12
5 SH HARTFORD FINANCIAL SVCS GRP	P	2008-06-06	2009-01-12
5 SH HARTFORD FINANCIAL SVCS GRP	P	2008-07-18	2009-01-12
10 SH HARTFORD FINANCIAL SVCS GRP	P	2008-01-25	2009-01-12
4 SH KELLOGG CO	P	2008-10-15	2009-01-12
11 SH KELLOGG CO	P	2008-11-04	2009-01-12

Form 990PF Part IV - Capital Gains and Losses for Tax on Investment Income - Lines e - h

(e) Gross sales price	(f) Depreciation allowed (or allowable)	(g) Cost or other basis plus expense of sale	(h) Gain or (loss) (e) plus (f) minus (g)
260		580	-320
211		215	-4
319		448	-129
359		396	-37
160		166	-6
109		212	-103
217		436	-219
410		449	-39
157		376	-219
175		520	-345
329		295	34
216		177	39
134		678	-544
249		335	-86
83		101	-18
400		547	-147
12,500		14,478	-1,978
366		382	-16
104		109	-5
232		223	9
155		147	8
278		236	42
402		598	-196
44		68	-24
425		504	-79
87		361	-274
87		295	-208
174		802	-628
175		203	-28
481		581	-100

Form 990PF Part IV - Capital Gains and Losses for Tax on Investment Income - Lines i - l

Complete only for assets showing gain in column (h) and owned by the foundation on 12/31/69			(l) Gains (Col (h) gain minus col (k), but not less than -0-) or Losses (from col (h))
(i) F M V as of 12/31/69	(j) Adjusted basis as of 12/31/69	(k) Excess of col (i) over col (j), if any	
			-320
			-4
			-129
			-37
			-6
			-103
			-219
			-39
			-219
			-345
			34
			39
			-544
			-86
			-18
			-147
			-1,978
			-16
			-5
			9
			8
			42
			-196
			-24
			-79
			-274
			-208
			-628
			-28
			-100

Form 990PF Part IV – Capital Gains and Losses for Tax on Investment Income - Lines a - d

(a) List and describe the kind(s) of property sold (e g , real estate, 2-story brick warehouse, or common stock, 200 shs MLC Co)	(b) How acquired P—Purchase D—Donation	(c) Date acquired (mo , day, yr)	(d) Date sold (mo , day, yr)
10 SH RYDER SYSTEM INC	P	2008-05-14	2009-01-12
4 SH TOYOTA MOTOR CORP	P	2008-06-25	2009-01-12
10 SH CITIGROUP INC	P	2008-02-15	2009-01-15
40 SH CENTEX CORP	P	2008-06-23	2009-01-15
5 SH APACHE CORP	P	2008-06-09	2009-01-28
3 SH ALCON INC	P	2005-08-18	2009-01-12
25 SH GENERAL ELECTRIC CO	P	2006-07-19	2009-01-12
20 SH GENERAL ELECTRIC CO	P	2006-08-10	2009-01-12
10 SH HARTFORD FINANCIAL SVCS GRP	P	2005-08-18	2009-01-12
5 SH PROCTER & GAMBLE CO	P	2006-01-12	2009-01-12
3 SH TYCO INTERNATIONAL LTD	P	2007-04-23	2009-01-12
10 SH TYCO INTERNATIONAL LTD	P	2007-01-23	2009-01-12
10 SH TEVA PHARMACEUTICAL	P	2007-07-06	2009-01-12
9 SH ABBOTT LABORATORIES	P	2007-05-30	2009-01-13
1 SH CME GROUP INC	P	2007-03-27	2009-01-13
1 SH CME GROUP INC	P	2007-03-20	2009-01-13
9 SH ALCON INC	P	2005-08-18	2009-01-15
9 SH APPLE INC	P	2006-05-05	2009-01-15
3 SH APPLE INC	P	2005-08-18	2009-01-15
30 SH CITIGROUP INC	P	2005-08-18	2009-01-15
10 SH CITIGROUP INC	P	2006-09-26	2009-01-15
20 SH SUPERVALU INC	P	2007-11-07	2009-01-16
20 SH AMERISOURCEBERGEN CORP	P	2006-10-10	2009-01-27
15 SH AMERISOURCEBERGEN CORP	P	2006-12-07	2009-01-27
5 SH MACY'S INC	P	2007-04-30	2009-01-30
15 SH MACY'S INC	P	2007-03-05	2009-01-30
15 SH MACY'S INC	P	2007-02-12	2009-01-30
5 SH MACY'S INC	P	2007-04-30	2009-01-30
5 SH MACY'S INC	P	2007-05-14	2009-01-30
10 SH AFLAC INC	P	2009-01-12	2009-02-02

Form 990PF Part IV - Capital Gains and Losses for Tax on Investment Income - Lines e - h

(e) Gross sales price	(f) Depreciation allowed (or allowable)	(g) Cost or other basis plus expense of sale	(h) Gain or (loss) (e) plus (f) minus (g)
363		741	-378
264		389	-125
38		255	-217
426		590	-164
384		702	-318
266		354	-88
401		819	-418
321		650	-329
174		762	-588
300		294	6
70		190	-120
235		480	-245
427		414	13
451		504	-53
183		541	-358
183		532	-349
748		1,062	-314
746		645	101
249		139	110
114		1,325	-1,211
38		500	-462
355		743	-388
739		892	-153
554		677	-123
48		222	-174
143		663	-520
143		649	-506
47		222	-175
47		206	-159
232		426	-194

Form 990PF Part IV - Capital Gains and Losses for Tax on Investment Income - Lines i - l

Complete only for assets showing gain in column (h) and owned by the foundation on 12/31/69			(l) Gains (Col (h) gain minus col (k), but not less than -0-) or Losses (from col (h))
(i) F M V as of 12/31/69	(j) Adjusted basis as of 12/31/69	(k) Excess of col (i) over col (j), if any	
			-378
			-125
			-217
			-164
			-318
			-88
			-418
			-329
			-588
			6
			-120
			-245
			13
			-53
			-358
			-349
			-314
			101
			110
			-1,211
			-462
			-388
			-153
			-123
			-174
			-520
			-506
			-175
			-159
			-194

Form 990PF Part IV - Capital Gains and Losses for Tax on Investment Income - Lines a - d

(a) List and describe the kind(s) of property sold (e g , real estate, 2-story brick warehouse, or common stock, 200 shs MLC Co)	(b) How acquired P—Purchase D—Donation	(c) Date acquired (mo , day, yr)	(d) Date sold (mo , day, yr)
20 SH HARTFORD FINANCIAL SVCS GRP	P	2008-10-31	2009-02-04
5 SH HARTFORD FINANCIAL SVCS GRP	P	2008-10-31	2009-02-04
5 SH SUPERVALU INC	P	2008-04-23	2009-02-04
25 SH ERICSSON L M TEL CO	P	2008-09-09	2009-02-05
70 SH CITIGROUP INC	P	2008-02-15	2009-02-06
30 SH CITIGROUP INC	P	2008-02-27	2009-02-06
60 SH DELL INC	P	2009-01-27	2009-02-13
4 SH GOLDMAN SACHS GROUP	P	2008-10-31	2009-02-13
25 SH ACTIVISION BLIZZARD INC	P	2008-12-03	2009-02-17
20 SH ACTIVISION BLIZZARD INC	P	2009-10-21	2009-02-17
9 SH BP PLC	P	2006-12-12	2009-02-03
16 SH BP PLC	P	2007-10-16	2009-02-03
15 SH CONOCOPHILLIPS	P	2006-11-24	2009-02-03
10 SH CONOCOPHILLIPS	P	2007-01-08	2009-02-03
17 SH PHILIP MORRIS INTERNATIONAL	P	2005-08-19	2009-02-03
5 SH SUPERVALU INC	P	2007-11-07	2009-02-04
1 SH CME GROUP INC	P	2007-08-15	2009-02-06
1 SH CME GROUP INC	P	2007-04-03	2009-02-06
7 SH GILEAD SCIENCES INC	P	2005-08-18	2009-02-06
15 SH KB HOME	P	2007-04-19	2009-02-06
3 SH MONSANTO CO	P	2006-07-27	2009-02-06
3 SH APPLE INC	P	2006-05-05	2009-02-09
1 SH GOOGLE INC	P	2005-08-18	2009-02-09
75 SH SPRINT NEXTEL CORP	P	2005-08-19	2009-02-20
15 SH SPRINT NEXTEL CORP	P	2005-09-15	2009-02-20
25 SH JPMORGAN CHASE & CO	P	2006-06-01	2009-02-24
250,000 SH SIRIUS XM RADIO	P	2009-01-06	2009-03-18
15 SH AMERICAN INTERNATIONAL GROUP	P	2008-04-28	2009-03-03
7 SH CATERPILLAR INC	P	2009-01-20	2009-03-03
25 SH WELLS FARGO & CO	P	2009-02-09	2009-03-10

Form 990PF Part IV - Capital Gains and Losses for Tax on Investment Income - Lines e - h

(e) Gross sales price	(f) Depreciation allowed (or allowable)	(g) Cost or other basis plus expense of sale	(h) Gain or (loss) (e) plus (f) minus (g)
304		201	103
76		50	26
95		153	-58
205		261	-56
275		1,784	-1,509
118		764	-646
552		611	-59
384		359	25
238		266	-28
191		264	-73
378		615	-237
672		1,224	-552
693		971	-278
462		680	-218
643		629	14
95		186	-91
189		557	-368
189		549	-360
368		148	220
206		659	-453
252		128	124
308		215	93
380		278	102
235		1,763	-1,528
47		338	-291
519		1,075	-556
101,994		34,735	67,259
7		704	-697
159		276	-117
287		480	-193

Form 990PF Part IV - Capital Gains and Losses for Tax on Investment Income - Lines i - l

Complete only for assets showing gain in column (h) and owned by the foundation on 12/31/69			(l) Gains (Col (h) gain minus col (k), but not less than -0-) or Losses (from col (h))
(i) F M V as of 12/31/69	(j) Adjusted basis as of 12/31/69	(k) Excess of col (i) over col (j), if any	
			103
			26
			-58
			-56
			-1,509
			-646
			-59
			25
			-28
			-73
			-237
			-552
			-278
			-218
			14
			-91
			-368
			-360
			220
			-453
			124
			93
			102
			-1,528
			-291
			-556
			67,259
			-697
			-117
			-193

Form 990PF Part IV - Capital Gains and Losses for Tax on Investment Income - Lines a - d

(a) List and describe the kind(s) of property sold (e g , real estate, 2-story brick warehouse, or common stock, 200 shs MLC Co)	(b) How acquired P—Purchase D—Donation	(c) Date acquired (mo , day, yr)	(d) Date sold (mo , day, yr)
25 SH SUPERVALU INC	P	2008-04-23	2009-03-17
10 SH BANK OF AMERICA	P	2008-10-07	2009-03-23
45 SH GANNETT CO	P	2008-05-28	2009-03-23
20 SH GANNETT CO	P	2008-07-08	2009-03-23
7 SH GENENTECH INC	P	2008-10-06	2009-03-26
5 SH GENENTECH INC	P	2009-02-13	2009-03-26
10 SH GENENTECH INC	P	2008-10-15	2009-03-26
4 SH BLACK&DECKER CORP	P	2006-09-26	2009-03-02
11 SH BLACK&DECKER CORP	P	2006-09-22	2009-03-02
7 SH AMERICAN INTERNATIONAL GROUP	P	2006-11-03	2009-03-03
25 SH AMERICAN INTERNATIONAL GROUP	P	2005-08-18	2009-03-03
21 SH AMERICAN INTERNATIONAL GROUP	P	2006-05-09	2009-03-03
20 SH AMERICAN INTERNATIONAL GROUP	P	2006-07-27	2009-03-03
12 SH AMERICAN INTERNATIONAL GROUP	P	2008-02-12	2009-03-03
10 SH AMERICAN INTERNATIONAL GROUP	P	2008-02-13	2009-03-03
7 SH CATERPILLAR INC	P	2008-02-12	2009-03-03
1 SH CATERPILLAR INC	P	2007-12-26	2009-03-03
10 SH DEERE & CO	P	2007-09-11	2009-03-04
1027 39100 SH BERNSTEIN INTERMEDIATE DURATION PORTFOLIO	P	2005-08-18	2009-03-10
5 SH BANK OF AMERICA	P	2007-06-26	2009-03-12
5 SH BANK OF AMERICA	P	2005-08-18	2009-03-12
30 SH BANK OF AMERICA	P	2006-01-20	2009-03-12
10 SH BANK OF AMERICA	P	2007-04-02	2009-03-12
175 SH SANMINA-SCI	P	2005-08-18	2009-03-12
10 SH JPMORGAN CHASE & CO	P	2006-09-18	2009-03-19
5 SH JPMORGAN CHASE&CO	P	2006-09-18	2009-03-19
5 SH BANK OF AMERICA	P	2007-06-26	2009-03-23
30 SH BANK OF AMERICA	P	2008-02-06	2009-03-23
15 SH BANK OF AMERICA	P	2007-12-26	2009-03-23
15 SH ROYAL DUTCH SHELL PLC	P	2007-08-30	2009-03-23

Form 990PF Part IV - Capital Gains and Losses for Tax on Investment Income - Lines e - h

(e) Gross sales price	(f) Depreciation allowed (or allowable)	(g) Cost or other basis plus expense of sale	(h) Gain or (loss) (e) plus (f) minus (g)
381		763	-382
74		220	-146
103		1,303	-1,200
46		383	-337
665		586	79
475		419	56
950		821	129
90		318	-228
247		847	-600
3		466	-463
11		1,535	-1,524
9		1,383	-1,374
9		1,208	-1,199
5		549	-544
4		458	-454
159		494	-335
23		74	-51
266		690	-424
11,815		13,685	-1,870
26		246	-220
26		220	-194
156		1,328	-1,172
52		504	-452
39		833	-794
271		466	-195
135		233	-98
37		245	-208
221		1,283	-1,062
111		630	-519
700		1,138	-438

Form 990PF Part IV - Capital Gains and Losses for Tax on Investment Income - Lines i - l

Complete only for assets showing gain in column (h) and owned by the foundation on 12/31/69			(l) Gains (Col (h) gain minus col (k), but not less than -0-) or Losses (from col (h))
(i) F M V as of 12/31/69	(j) Adjusted basis as of 12/31/69	(k) Excess of col (i) over col (j), if any	
			-382
			-146
			-1,200
			-337
			79
			56
			129
			-228
			-600
			-463
			-1,524
			-1,374
			-1,199
			-544
			-454
			-335
			-51
			-424
			-1,870
			-220
			-194
			-1,172
			-452
			-794
			-195
			-98
			-208
			-1,062
			-519
			-438

Form 990PF Part IV - Capital Gains and Losses for Tax on Investment Income - Lines a - d

(a) List and describe the kind(s) of property sold (e g , real estate, 2-story brick warehouse, or common stock, 200 shs MLC Co)	(b) How acquired P—Purchase D—Donation	(c) Date acquired (mo , day, yr)	(d) Date sold (mo , day, yr)
20 SH FIDELITY NATIONAL	P	2007-04-25	2009-03-25
10 SH MORGAN STANLEY	P	2007-08-09	2009-03-25
5 SH MONSANTO CO	P	2006-07-27	2009-03-25
13 SH GENENTECH INC	P	2007-06-18	2009-03-26
10 SH GENENTECH INC	P	2006-01-25	2009-03-26
10 SH METLIFE INC	P	2007-01-17	2009-03-26
7 SH METLIFE INC	P	2007-08-14	2009-03-26
3 SH METLIFE INC	P	2007-01-17	2009-03-26
20 SH PFIZER INC	P	2006-04-10	2009-03-26
10 SH JC PENNEY CO INC	P	2008-02-07	2009-03-30
70,000 SH SIRIUS XM RADIO	P	2009-01-06	2009-04-16
180,000 SH SIRIUS XM RADIO	P	2009-01-06	2009-04-17
100,000 SH SIRIUS XM RADIO	P	2009-01-06	2009-04-20
50,000 SH SIRIUS XM RADIO	P	2004-12-28	2009-04-20
50,000 SH SIRIUS XM RADIO	P	2005-08-16	2009-04-20
8,800 SH SIRIUS XM RADIO	P	2005-08-12	2009-04-20
11,200 SH SIRIUS XM RADIO	P	2005-08-16	2009-04-20
50,000 SH SIRIUS XM RADIO	P	2005-09-30	2009-04-20
30,000 SH SIRIUS XM RADIO	P	2005-10-18	2009-04-20
50 SH CORNING INC	P	2008-11-21	2009-04-09
30 SH CORNING INC	P	2008-12-05	2009-04-09
50 SH NOKIA CORP	P	2008-10-09	2009-04-09
10 SH WYETH	P	2008-08-28	2009-04-09
40 SH INGRAM MICRO INC	P	2008-04-22	2009-04-16
20 SH TJX COMPANIES INC	P	2009-01-15	2009-04-16
4 SH TOYOTA MOTOR CORP	P	2008-08-06	2009-04-17
3 SH TOYOTA MOTOR CORP	P	2008-06-25	2009-04-17
10 SH NOKIA CORP	P	2009-01-22	2009-04-22
10 SH NOKIA CORP	P	2008-10-09	2009-04-22
3 SH TOYOTA MOTOR CORP	P	2008-08-06	2009-04-24

Form 990PF Part IV - Capital Gains and Losses for Tax on Investment Income - Lines e - h

(e) Gross sales price	(f) Depreciation allowed (or allowable)	(g) Cost or other basis plus expense of sale	(h) Gain or (loss) (e) plus (f) minus (g)
398		521	-123
252		623	-371
416		213	203
1,235		999	236
950		868	82
252		618	-366
176		435	-259
75		185	-110
289		494	-205
203		475	-272
29,254		9,726	19,528
78,613		25,009	53,604
56,848		13,894	42,954
28,424		385,115	-356,691
28,424		328,011	-299,587
5,002		57,739	-52,737
6,367		73,483	-67,116
28,425		328,011	-299,586
17,055		181,507	-164,452
760		387	373
456		240	216
682		831	-149
423		431	-8
537		658	-121
542		397	145
307		344	-37
231		292	-61
149		122	27
149		166	-17
241		258	-17

Form 990PF Part IV - Capital Gains and Losses for Tax on Investment Income - Lines i - l

Complete only for assets showing gain in column (h) and owned by the foundation on 12/31/69			(l) Gains (Col (h) gain minus col (k), but not less than -0-) or Losses (from col (h))
(i) F M V as of 12/31/69	(j) Adjusted basis as of 12/31/69	(k) Excess of col (i) over col (j), if any	
			-123
			-371
			203
			236
			82
			-366
			-259
			-110
			-205
			-272
			19,528
			53,604
			42,954
			-356,691
			-299,587
			-52,737
			-67,116
			-299,586
			-164,452
			373
			216
			-149
			-8
			-121
			145
			-37
			-61
			27
			-17
			-17

Form 990PF Part IV - Capital Gains and Losses for Tax on Investment Income - Lines a - d

(a) List and describe the kind(s) of property sold (e g , real estate, 2-story brick warehouse, or common stock, 200 shs MLC Co)	(b) How acquired P—Purchase D—Donation	(c) Date acquired (mo , day, yr)	(d) Date sold (mo , day, yr)
9 SH AUTOLIV INC	P	2009-03-10	2009-04-28
50 SH MOTOROLA INC	P	2008-06-18	2009-04-28
10 SH TJX COMPANIES INC	P	2009-01-15	2009-04-29
15 SH PACCAR INC	P	2009-04-14	2009-04-30
5 SH TRAVELERS CO INC	P	2005-08-22	2009-04-02
15 SH WISCONSIN ENERGY CORP	P	2005-08-18	2009-04-02
6 SH ABBOTT LABORATORIES	P	2007-08-09	2009-04-08
1 SH ABBOTT LABORATORIES	P	2007-11-08	2009-04-08
5 SH COLGATE-PALMOLIVE CO	P	2007-07-09	2009-04-08
7 SH DEUTSCHE BANK AG	P	2007-08-15	2009-04-08
5 SH DEUTSCHE BANK AG	P	2008-02-08	2009-04-08
3 SH DEUTSCHE BANK AG	P	2007-11-15	2009-04-08
2 SH GOLDMAN SACHS GROUP	P	2005-08-18	2009-04-09
1 SH GOLDMAN SACHS GROUP	P	2007-08-30	2009-04-09
5 SH MEDCO HEALTH SOLUTIONS INC	P	2007-05-08	2009-04-09
10 SH MORGAN STANLEY	P	2007-08-09	2009-04-14
8 SH METLIFE INC	P	2007-08-14	2009-04-14
2 SH METLIFE INC	P	2007-11-27	2009-04-14
9 SH ABBOTT LAB	P	2007-11-08	2009-04-16
1 SH ABBOTT LAB	P	2007-12-06	2009-04-01
4 SH COLGATE-PALMOLIVE CO	P	2008-01-11	2009-04-16
3 sh colgate-palmolive co	P	2007-07-09	2009-04-16
2 SH DEUTSCHE BANK AG	P	2008-03-20	2009-04-20
2 SH DEUTSCHE BANK AG	P	2008-02-08	2009-04-20
1 SH GOOGLE INC	P	2005-08-18	2009-04-20
11 SH AUTOLIV INC	P	2007-02-26	2009-04-28
5 SH ALTRIA GROUP INC	P	2006-06-01	2009-04-28
20 SH ALTRIA GROUP INC	P	2005-08-19	2009-04-28
5 SH ABBOTT LAB	P	2007-12-06	2009-04-28
10 SH WAL-MART STORES INC	P	2009-02-12	2009-04-28

Form 990PF Part IV - Capital Gains and Losses for Tax on Investment Income - Lines e - h

(e) Gross sales price	(f) Depreciation allowed (or allowable)	(g) Cost or other basis plus expense of sale	(h) Gain or (loss) (e) plus (f) minus (g)
212		120	92
277		434	-157
282		198	84
530		468	62
208		225	-17
617		567	50
261		332	-71
44		53	-9
301		331	-30
315		872	-557
225		550	-325
135		373	-238
238		222	16
119		172	-53
211		184	27
243		623	-380
216		498	-282
54		124	-70
383		482	-99
43		58	-15
236		319	-83
177		198	-21
97		218	-121
97		220	-123
380		278	102
259		636	-377
84		85	-1
337		327	10
216		290	-74
488		504	-16

Form 990PF Part IV - Capital Gains and Losses for Tax on Investment Income - Lines i - l

Complete only for assets showing gain in column (h) and owned by the foundation on 12/31/69			(l) Gains (Col (h) gain minus col (k), but not less than -0-) or Losses (from col (h))
(i) F M V as of 12/31/69	(j) Adjusted basis as of 12/31/69	(k) Excess of col (i) over col (j), if any	
			92
			-157
			84
			62
			-17
			50
			-71
			-9
			-30
			-557
			-325
			-238
			16
			-53
			27
			-380
			-282
			-70
			-99
			-15
			-83
			-21
			-121
			-123
			102
			-377
			-1
			10
			-74
			-16

Form 990PF Part IV - Capital Gains and Losses for Tax on Investment Income - Lines a - d

(a) List and describe the kind(s) of property sold (e g , real estate, 2-story brick warehouse, or common stock, 200 shs MLC Co)	(b) How acquired P—Purchase D—Donation	(c) Date acquired (mo , day, yr)	(d) Date sold (mo , day, yr)
5 SH ROYAL DUTCH SHELL PLC	P	2007-10-24	2009-04-29
3 SH ROYAL DUTCH SHELL PLC	P	2008-04-04	2009-04-29
2 SH ROYAL DUTCH SHELL PLC	P	2007-08-30	2009-04-29
5 SH GILEAD SCIENCES INC	P	2005-08-18	2009-04-30
15 SH VERIZON COMMUNICATIONS INC	P	2007-06-13	2009-04-30
10 SH VERIZON COMMUNICATIONS INC	P	2007-10-22	2009-04-30
10 SH VERIZON COMMUNICATIONS INC	P	2006-11-01	2009-04-30
CASH IN LIEU-TIME WARNER INC	P	2009-01-01	2009-04-06
6 SH BECTON DICKINSON & CO	P	2008-07-01	2009-05-01
40 SH ERICSSON L M TEL CO	P	2008-09-09	2009-05-01
10 SH ERICSSON L M TEL CO	P	2008-10-15	2009-05-01
5 SH MICROSOFT CORP	P	2009-03-05	2009-05-01
6 SH PHILIP MORRIS INTERNATIONAL	P	2008-07-10	2009-05-01
4 SH WAL-MART STORES INC	P	2008-09-29	2009-05-04
5 SH BECTON DICKINSON & CO	P	2008-07-25	2009-05-05
5 SH COLGATE-PALMOLIVE CO	P	2008-05-05	2009-05-05
5 SH MOLSON COORS BREWING CO	P	2009-03-10	2009-05-05
5 SH MOLSON COORS BREWING CO	P	2008-11-25	2009-05-05
1 sh ABBOTT LABORATORIES	P	2008-09-22	2009-05-06
10 SH HONEYWELL INTERNATIONAL INC	P	2009-01-21	2009-05-06
10 SH HONEYWELL INTERNATIONAL INC	P	2009-01-20	2009-05-06
5 SH LOCKHEED MARTIN CORP	P	2008-09-15	2009-05-07
5 SH MICROSOFT CORP	P	2009-04-09	2009-05-07
10 SH MICROSOFT CORP	P	2009-03-05	2009-05-07
5 SH PACCAR INC	P	2009-04-14	2009-05-07
5 SH QUALCOMM INC	P	2008-06-12	2009-05-07
25 SH HOME DEPOT INC	P	2008-10-23	2009-05-12
15 SH TJX COMPANIES INC	P	2009-01-15	2009-05-13
5 SH ABBOTT LABORATORIES	P	2008-09-22	2009-05-20
6 SH DEVON ENERGY CORPORATION	P	2008-07-22	2009-05-20

Form 990PF Part IV - Capital Gains and Losses for Tax on Investment Income - Lines e - h

(e) Gross sales price	(f) Depreciation allowed (or allowable)	(g) Cost or other basis plus expense of sale	(h) Gain or (loss) (e) plus (f) minus (g)
230		422	-192
138		215	-77
92		152	-60
227		106	121
455		644	-189
304		441	-137
304		357	-53
12			12
366		489	-123
333		417	-84
83		64	19
100		79	21
221		320	-99
203		241	-38
306		426	-120
309		367	-58
210		166	44
210		223	-13
43		58	-15
328		318	10
328		326	2
397		581	-184
97		97	0
193		158	35
164		156	8
210		244	-34
614		479	135
415		298	117
218		292	-74
386		604	-218

Form 990PF Part IV - Capital Gains and Losses for Tax on Investment Income - Lines i - l

Complete only for assets showing gain in column (h) and owned by the foundation on 12/31/69			(l) Gains (Col (h) gain minus col (k), but not less than -0-) or Losses (from col (h))
(i) F M V as of 12/31/69	(j) Adjusted basis as of 12/31/69	(k) Excess of col (i) over col (j), if any	
			-192
			-77
			-60
			121
			-189
			-137
			-53
			12
			-123
			-84
			19
			21
			-99
			-38
			-120
			-58
			44
			-13
			-15
			10
			2
			-184
			0
			35
			8
			-34
			135
			117
			-74
			-218

Form 990PF Part IV - Capital Gains and Losses for Tax on Investment Income - Lines a - d

(a) List and describe the kind(s) of property sold (e g , real estate, 2-story brick warehouse, or common stock, 200 shs MLC Co)	(b) How acquired P—Purchase D—Donation	(c) Date acquired (mo , day, yr)	(d) Date sold (mo , day, yr)
5 SH DEVON ENERGY CORPORATION	P	2008-07-23	2009-05-20
7 SH JACOBS ENGINEERING GROUP INC	P	2009-01-12	2009-05-20
5 SH GAP INC	P	2009-02-18	2009-05-22
30 SH GAP INC	P	2009-02-11	2009-05-22
10 SH THE WALT DISNEY CO	P	2008-11-25	2009-05-26
10 SH THE WALT DISNEY CO	P	2008-10-17	2009-05-26
15 SH SCHWAB	P	2008-12-03	2009-05-26
10 SH SCHWAB	P	2009-01-20	2009-05-26
10 SH SCHWAB	P	2008-10-21	2009-05-26
10 SH WYETH	P	2008-08-28	2009-05-27
15 SH NETAPP INC	P	2009-04-20	2009-05-28
7 SH METLIFE INC	P	2008-10-08	2009-05-29
10 SH SCHWAB	P	2009-01-20	2009-05-29
15 SH ALLSTATE CORP	P	2007-08-24	2009-05-01
1 SH BECTON DICKINSON & CO	P	2008-04-15	2009-05-01
5 SH COCA-COLA CO	P	2008-01-10	2009-05-01
8 SH EOG RES INC	P	2007-10-08	2009-05-01
1 SH EOG RES INC	P	2007-12-11	2009-05-01
10 SH HEWLETT-PACKARD CO	P	2005-08-18	2009-05-01
15 SH MICROSOFT CORP	P	2007-12-11	2009-05-01
7 SH PHILIP MORRIS INTERNATIONAL	P	2007-06-04	2009-05-01
6 SH PHILIP MORRIS INTERNATIONAL	P	2006-10-09	2009-05-01
5 SH TEVA PHARMACEUTICAL	P	2007-07-26	2009-05-04
10 SH J C PENNEY CO	P	2008-02-07	2009-05-05
4 SH ABBOTT LAB	P	2007-12-06	2009-05-06
5 SH TEVA PHARMACEUTICAL	P	2007-07-26	2009-05-07
3 SH ALCON INC	P	2005-08-18	2009-05-08
1 SH ALCON INC	P	2005-08-26	2009-05-08
3 SH COCA-COLA CO	P	2008-04-04	2009-05-08
2 SH COCA-COLA CO	P	2008-01-10	2009-05-08

Form 990PF Part IV - Capital Gains and Losses for Tax on Investment Income - Lines e - h

(e) Gross sales price	(f) Depreciation allowed (or allowable)	(g) Cost or other basis plus expense of sale	(h) Gain or (loss) (e) plus (f) minus (g)
322		490	-168
283		342	-59
82		56	26
491		345	146
240		222	18
240		241	-1
261		236	25
174		149	25
174		207	-33
441		431	10
281		266	15
218		185	33
175		149	26
351		848	-497
61		84	-23
212		326	-114
529		613	-84
66		89	-23
358		266	92
300		519	-219
258		347	-89
221		249	-28
221		213	8
320		475	-155
171		232	-61
222		213	9
289		354	-65
96		114	-18
128		182	-54
86		130	-44

Form 990PF Part IV - Capital Gains and Losses for Tax on Investment Income - Lines i - l

Complete only for assets showing gain in column (h) and owned by the foundation on 12/31/69			(l) Gains (Col (h) gain minus col (k), but not less than -0-) or Losses (from col (h))
(i) F M V as of 12/31/69	(j) Adjusted basis as of 12/31/69	(k) Excess of col (i) over col (j), if any	
			-168
			-59
			26
			146
			18
			-1
			25
			25
			-33
			10
			15
			33
			26
			-497
			-23
			-114
			-84
			-23
			92
			-219
			-89
			-28
			8
			-155
			-61
			9
			-65
			-18
			-54
			-44

Form 990PF Part IV - Capital Gains and Losses for Tax on Investment Income - Lines a - d

(a) List and describe the kind(s) of property sold (e g , real estate, 2-story brick warehouse, or common stock, 200 shs MLC Co)	(b) How acquired P—Purchase D—Donation	(c) Date acquired (mo , day, yr)	(d) Date sold (mo , day, yr)
5 SH PEPSICO INC	P	2005-08-18	2009-05-12
15 SH CISCO SYSTEMS INC	P	2006-11-08	2009-05-13
10 SH CELGENE CORP	P	2007-05-09	2009-05-18
6 SH ALLSTATE CORP	P	2007-08-24	2009-05-26
14 SH ALLSTATE CORP	P	2007-09-24	2009-05-26
20 SH CISCO SYSTEMS INC	P	2006-11-08	2009-05-26
6 SH MONSANTO CO	P	2006-07-27	2009-05-28
8 SH EMERSON ELECTRIC CO	P	2007-08-28	2009-05-29
2 SH EMERSON ELECTRIC CO	P	2007-05-30	2009-05-29
8 SH METLIFE INC	P	2007-11-27	2009-05-29
3 SH DEUTSCHE BANK AG	P	2009-01-12	2009-06-01
1 SH DEUTSCHE BANK AG	P	2009-01-12	2009-06-01
50 SH NVIDIA CORP	P	2008-09-08	2009-06-01
30 SH SANOFI-AVENTIS	P	2009-01-12	2009-06-11
3 SH PHILIP MORRIS INTERNATIONAL	P	2008-08-22	2009-06-12
2 SH PHILIP MORRIS INTERNATIONAL	P	2008-07-10	2009-06-12
10 SH EASTMAN CHEMICAL CO	P	2009-03-10	2009-06-19
9 SH AMGEN INC	P	2008-07-10	2009-06-22
6 SH AMGEN INC	P	2009-04-17	2009-06-22
6 SH AMGEN INC	P	2009-04-02	2009-06-22
10 SH WESTERN DIGITAL CORP	P	2008-08-22	2009-06-25
15 SH METLIFE INC	P	2008-10-08	2009-06-26
10 SH NOKIA CORP	P	2009-01-30	2009-06-26
10 SH NOKIA CORP	P	2009-01-22	2009-06-26
2 SH DEUTSCHE BANK AG	P	2008-03-20	2009-06-01
20 SH WESTERN DIGITAL CORP	P	2008-05-27	2009-06-01
6 SH MCDONALD'S CORP	P	2006-11-02	2009-06-02
5 SH FRANKLIN RESOURCES INC	P	2005-08-18	2009-06-04
3 SH FRANKLIN RESOURCES INC	P	2006-09-19	2009-06-04
10 SH HEWLETT-PACKARD CO	P	2005-08-18	2009-06-04

Form 990PF Part IV - Capital Gains and Losses for Tax on Investment Income - Lines e - h

(e) Gross sales price	(f) Depreciation allowed (or allowable)	(g) Cost or other basis plus expense of sale	(h) Gain or (loss) (e) plus (f) minus (g)
246		273	-27
272		376	-104
392		640	-248
158		339	-181
368		777	-409
370		501	-131
475		256	219
255		377	-122
64		95	-31
249		495	-246
209		99	110
69		33	36
542		561	-19
977		946	31
130		164	-34
87		107	-20
384		195	189
461		462	-1
307		284	23
307		292	15
257		288	-31
447		398	49
149		124	25
149		122	27
139		218	-79
513		714	-201
363		252	111
363		406	-43
218		312	-94
358		266	92

Form 990PF Part IV - Capital Gains and Losses for Tax on Investment Income - Lines i - l

Complete only for assets showing gain in column (h) and owned by the foundation on 12/31/69			(l) Gains (Col (h) gain minus col (k), but not less than -0-) or Losses (from col (h))
(i) F M V as of 12/31/69	(j) Adjusted basis as of 12/31/69	(k) Excess of col (i) over col (j), if any	
			-27
			-104
			-248
			-181
			-409
			-131
			219
			-122
			-31
			-246
			110
			36
			-19
			31
			-34
			-20
			189
			-1
			23
			15
			-31
			49
			25
			27
			-79
			-201
			111
			-43
			-94
			92

Form 990PF Part IV - Capital Gains and Losses for Tax on Investment Income - Lines a - d

(a) List and describe the kind(s) of property sold (e g , real estate, 2-story brick warehouse, or common stock, 200 shs MLC Co)	(b) How acquired P—Purchase D—Donation	(c) Date acquired (mo , day, yr)	(d) Date sold (mo , day, yr)
6 SH MONSANTO CO	P	2006-07-27	2009-06-04
10 SH CHEVRON CORP	P	2005-08-18	2009-06-10
9 SH CHEVRON CORP	P	2005-08-18	2009-06-16
3 SH PHILIP MORRIS INTERNATIONAL	P	2005-08-19	2009-06-17
16 SH PHILIP MORRIS INTERNATIONAL	P	2006-06-01	2009-06-17
1 SH PHILIP MORRIS INTERNATIONAL	P	2007-06-04	2009-06-17
5 SH MORGAN STANLEY	P	2007-10-01	2009-06-18
10 SH MORGAN STANLEY	P	2007-08-30	2009-06-18
15 SH HEWLETT-PACKARD CO	P	2005-08-18	2009-06-24
5 SH TRAVELERS COS	P	2007-06-12	2009-06-24
10 SH TRAVELERS COS	P	2007-05-23	2009-06-24
9 SH EOG RESOURCES INC	P	2008-02-07	2009-06-25
3 SH EOG RESOURCES INC	P	2007-12-11	2009-06-25
5 SH MONSANTO CO	P	2006-07-27	2009-06-26
40 SH TYSON FOODS INC	P	2008-05-05	2009-06-26
1 SH EOG RESOURCES INC	P	2008-07-17	2009-07-09
20 SH ELI LILLY & CO	P	2009-04-06	2009-07-10
4 SH EOG RESOURCES INC	P	2009-03-31	2009-07-13
4 SH EOG RESOURCES INC	P	2008-07-17	2009-07-13
10 SH PROCTER & GAMBLE CO	P	2008-09-11	2009-07-13
9 SH AMGEN INC	P	2009-04-17	2009-07-15
9 SH MCDONALD'S CORP	P	2008-07-30	2009-07-16
45 SH BRISTOL-MYERS SQUIBB CO	P	2009-03-10	2009-07-17
15 SH THE WALT DISNEY CO	P	2009-01-13	2009-07-20
10 SH AUTOLIV INC	P	2009-03-10	2009-07-21
10 SH CAPITAL ONE FINANCIAL CORP	P	2009-01-16	2009-07-23
15 SH LIBERTY ENTERTAINMENT	P	2009-04-20	2009-07-23
20 SH GAP INC	P	2009-02-18	2009-07-27
5 SH PHILIP MORRIS INTERNATIONAL	P	2008-08-22	2009-07-27
5 SH CISCO SYSTEMS INC	P	2006-11-08	2009-07-01

Form 990PF Part IV - Capital Gains and Losses for Tax on Investment Income - Lines e - h

(e) Gross sales price	(f) Depreciation allowed (or allowable)	(g) Cost or other basis plus expense of sale	(h) Gain or (loss) (e) plus (f) minus (g)
492		256	236
708		590	118
631		531	100
127		111	16
676		612	64
42		49	-7
140		318	-178
280		603	-323
563		398	165
206		271	-65
411		558	-147
617		808	-191
205		267	-62
378		213	165
507		714	-207
62		109	-47
668		652	16
251		228	23
251		435	-184
527		723	-196
520		425	95
514		541	-27
900		888	12
374		323	51
324		133	191
266		243	23
404		340	64
319		225	94
233		273	-40
95		125	-30

Form 990PF Part IV - Capital Gains and Losses for Tax on Investment Income - Lines i - l

Complete only for assets showing gain in column (h) and owned by the foundation on 12/31/69			(l) Gains (Col (h) gain minus col (k), but not less than -0-) or Losses (from col (h))
(i) F M V as of 12/31/69	(j) Adjusted basis as of 12/31/69	(k) Excess of col (i) over col (j), if any	
			236
			118
			100
			16
			64
			-7
			-178
			-323
			165
			-65
			-147
			-191
			-62
			165
			-207
			-47
			16
			23
			-184
			-196
			95
			-27
			12
			51
			191
			23
			64
			94
			-40
			-30

Form 990PF Part IV - Capital Gains and Losses for Tax on Investment Income - Lines a - d

(a) List and describe the kind(s) of property sold (e g , real estate, 2-story brick warehouse, or common stock, 200 shs MLC Co)	(b) How acquired P—Purchase D—Donation	(c) Date acquired (mo , day, yr)	(d) Date sold (mo , day, yr)
15 SH CISCO SYSTEMS INC	P	2006-11-21	2009-07-01
1 SH CME GROUP INC	P	2007-08-15	2009-07-07
15 SH CARDINAL HEALTH INC	P	2008-04-23	2009-07-08
4 SH EOG RESOURCES INC	P	2008-02-07	2009-07-09
9 SH EXXON MOBIL CORP	P	2006-01-20	2009-07-10
6 SH CHEVRON CORP	P	2006-07-21	2009-07-13
3 SH CHEVRON CORP	P	2007-05-23	2009-07-13
1 SH CHEVRON CORP	P	2005-08-18	2009-07-13
5 SH HEWLETT-PACKARD CO	P	2006-11-21	2009-07-16
10 SH HEWLETT-PACKARD CO	P	2006-11-02	2009-07-16
20 SH ROYAL DUTCH SHELL PLC	P	2008-04-04	2009-07-20
4 SH MONSANTO CO	P	2007-04-12	2009-07-22
3 SH MONSANTO CO	P	2006-07-27	2009-07-22
4 SH APACHE CORP	P	2008-06-09	2009-07-23
2 SH APACHE CORP	P	2008-06-26	2009-07-23
15 sh WALT DISNEY CO	P	2009-01-13	2009-08-03
3 SH EOG RESOURCES INC	P	2009-03-31	2009-08-03
8 SH MCDONALD'S CORP	P	2008-10-01	2009-08-04
15 SH TORCHMARK CORP	P	2009-05-11	2009-08-04
8 SH EMERSON ELECTRIC CO	P	2009-01-12	2009-08-05
10 SH EMERSON ELECTRIC CO	P	2009-02-11	2009-08-05
20 SH HARTFORD FINANCIAL SVCS GRP	P	2009-01-22	2009-08-05
10 SH HARTFORD FINANCIAL SVCS GRP	P	2008-10-31	2009-08-05
5 SH PROCTER & GAMBLE CO	P	2008-09-11	2009-08-07
1 SH PROCTER & GAMBLE CO	P	2009-06-12	2009-08-07
30 SH SAFEWAY INC	P	2008-09-05	2009-08-07
5 SH CHEVRON CORP	P	2008-09-04	2009-08-10
40 SH TYSON FOODS INC	P	2009-01-12	2009-08-12
55 SH ERICSSON LM	P	2008-10-15	2009-08-18
10 SH EMERSON ELECTRIC CO	P	2009-02-11	2009-08-19

Form 990PF Part IV - Capital Gains and Losses for Tax on Investment Income - Lines e - h

(e) Gross sales price	(f) Depreciation allowed (or allowable)	(g) Cost or other basis plus expense of sale	(h) Gain or (loss) (e) plus (f) minus (g)
285		404	-119
283		557	-274
448		776	-328
250		359	-109
586		552	34
371		390	-19
185		246	-61
62		59	3
196		199	-3
391		386	5
1,022		1,435	-413
319		230	89
239		128	111
315		562	-247
157		269	-112
383		323	60
231		171	60
440		499	-59
587		546	41
279		281	-2
349		328	21
327		241	86
164		101	63
260		362	-102
52		52	0
556		767	-211
346		419	-73
445		334	111
515		355	160
346		328	18

Form 990PF Part IV - Capital Gains and Losses for Tax on Investment Income - Lines i - l

Complete only for assets showing gain in column (h) and owned by the foundation on 12/31/69			(l) Gains (Col (h) gain minus col (k), but not less than -0-) or Losses (from col (h))
(i) F M V as of 12/31/69	(j) Adjusted basis as of 12/31/69	(k) Excess of col (i) over col (j), if any	
			-119
			-274
			-328
			-109
			34
			-19
			-61
			3
			-3
			5
			-413
			89
			111
			-247
			-112
			60
			60
			-59
			41
			-2
			21
			86
			63
			-102
			0
			-211
			-73
			111
			160
			18

Form 990PF Part IV – Capital Gains and Losses for Tax on Investment Income - Lines a - d

(a) List and describe the kind(s) of property sold (e g , real estate, 2-story brick warehouse, or common stock, 200 shs MLC Co)	(b) How acquired P—Purchase D—Donation	(c) Date acquired (mo , day, yr)	(d) Date sold (mo , day, yr)
3 SH EOG RESOURCES INC	P	2009-03-31	2009-08-20
8 SH METLIFE INC	P	2008-10-08	2009-08-24
2 SH METLIFE INC	P	2009-01-15	2009-08-24
10 SH CARDINAL HEALTH INC	P	2009-05-07	2009-08-25
50 SH NEWS CORP	P	2009-01-15	2009-08-25
144 991 SH BERNSTEIN INTERMEDIATE DURATION PORTFOLIO	P	2008-12-09	2009-08-27
71 194 SH BERNSTEIN EMERGING MKTS PORTFOLIO	P	2008-12-09	2009-08-27
216 115 SH BERNSTEIN INTERNATIONAL PORTFOLIO	P	2009-03-10	2009-08-27
1070 205 SH BERNSTEIN INTERNATIONAL PORTFOLIO	P	2008-12-03	2009-08-27
5 SH AMAZON COM INC	P	2009-05-26	2009-08-27
1300 223 SH BERNSTEIN GLOBAL R/E INVT FD	P	2009-03-10	2009-08-27
15 SH AMERICAN TOWER CORP	P	2009-07-08	2009-08-27
8 SH ALCON INC	P	2009-08-17	2009-08-27
3 SH ALCON INC	P	2009-07-29	2009-08-27
2 SH ALCON INC	P	2009-07-08	2009-08-27
45 SH ALTRIA GROUP INC	P	2008-08-29	2009-08-27
30 SH ALTRIA GROUP INC	P	2009-07-09	2009-08-27
20 SH ALTRIA GROUP INC	P	2009-07-10	2009-08-27
15 SH ALTRIA GROUP INC	P	2009-07-13	2009-08-27
15 SH ALTRIA GROUP INC	P	2009-04-09	2009-08-27
35 SH AT&T INC	P	2009-06-24	2009-08-27
25 SH AT&T INC	P	2009-06-15	2009-08-27
10 SH AT&T INC	P	2009-08-10	2009-08-27
20 SH ARCELORMITTAL	P	2009-08-04	2009-08-27
10 SH ARCELORMITTAL	P	2009-06-05	2009-08-27
10 SH ARCELORMITTAL	P	2009-06-02	2009-08-27
20 SH ACE LTD	P	2009-04-20	2009-08-27
35 SH ALTERA CORPORATION	P	2009-07-24	2009-08-27
15 SH ALTERA CORPORATION	P	2009-07-17	2009-08-27
40 SH AK STEEL HOLDING CORP	P	2009-08-26	2009-08-27

Form 990PF Part IV - Capital Gains and Losses for Tax on Investment Income - Lines e - h

(e) Gross sales price	(f) Depreciation allowed (or allowable)	(g) Cost or other basis plus expense of sale	(h) Gain or (loss) (e) plus (f) minus (g)
221		171	50
319		212	107
80		53	27
353		367	-14
559		395	164
1,869		1,662	207
1,738		1,048	690
3,082		2,025	1,057
15,306		12,500	2,806
419		375	44
9,882		5,825	4,057
485		451	34
1,042		1,010	32
391		386	5
261		229	32
810		960	-150
540		491	49
360		329	31
270		249	21
270		244	26
921		869	52
658		614	44
263		255	8
722		756	-34
361		353	8
361		364	-3
1,037		887	150
665		650	15
285		260	25
817		822	-5

Form 990PF Part IV - Capital Gains and Losses for Tax on Investment Income - Lines i - l

Complete only for assets showing gain in column (h) and owned by the foundation on 12/31/69			(l) Gains (Col (h) gain minus col (k), but not less than -0-) or Losses (from col (h))
(i) F M V as of 12/31/69	(j) Adjusted basis as of 12/31/69	(k) Excess of col (i) over col (j), if any	
			50
			107
			27
			-14
			164
			207
			690
			1,057
			2,806
			44
			4,057
			34
			32
			5
			32
			-150
			49
			31
			21
			26
			52
			44
			8
			-34
			8
			-3
			150
			15
			25
			-5

Form 990PF Part IV - Capital Gains and Losses for Tax on Investment Income - Lines a - d

(a) List and describe the kind(s) of property sold (e g , real estate, 2-story brick warehouse, or common stock, 200 shs MLC Co)	(b) How acquired P—Purchase D—Donation	(c) Date acquired (mo , day, yr)	(d) Date sold (mo , day, yr)
25 SH ALLSTATE CORP	P	2009-02-09	2009-08-27
2 SH APACHE CORP	P	2008-10-10	2009-08-27
4 SH APACHE CORP	P	2009-01-15	2009-08-27
3 SH APACHE CORP	P	2009-06-02	2009-08-27
6 SH APACHE CORP	P	2008-10-10	2009-08-27
5 SH APPLE INC	P	2008-11-17	2009-08-27
70 SH ARCHER DANIELS-MIDLAND CO	P	2009-01-20	2009-08-27
10 SH ARCHER DANIELS-MIDLAND CO	P	2009-02-02	2009-08-27
4 SH BUNGE LTD	P	2009-07-23	2009-08-27
15 SH BUNGE LTD	P	2008-12-01	2009-08-27
10 SH BANK OF NEW YORK MELLON CORP	P	2009-04-17	2009-08-27
15 SH BAXTER INTERNATIONAL INC	P	2008-10-09	2009-08-27
20 SH CREDIT SUISSE GROUP	P	2009-05-11	2009-08-27
20 SH CROWN CASTLE INTL CORP	P	2009-07-09	2009-08-27
5 SH COSTCO WHOLESALE CORP	P	2009-04-02	2009-08-27
18 SH COSTCO WHOLESALE CORP	P	2009-01-13	2009-08-27
40 SH CONSTELLATION	P	2009-08-17	2009-08-27
7 SH CHEVRON CORP	P	2009-03-24	2009-08-27
5 SH CHEVRON CORP	P	2009-04-14	2009-08-27
3 SH CHEVRON CORP	P	2009-09-04	2009-08-27
15 SH CIMAREX ENERGY CO	P	2009-07-28	2009-08-27
45 SH CBS CORP	P	2009-01-12	2009-08-27
40 SH CBS CORP	P	2009-02-09	2009-08-27
14 SH CAMERON INTERNATIONAL CORP	P	2009-03-31	2009-08-27
10 SH CAPITAL ONE FINANCIAL CORP	P	2009-01-16	2009-08-27
30 SH CAPITAL ONE FINANCIAL CORP	P	2009-01-16	2009-08-27
15 SH CONOCOPHILLIPS	P	2009-08-25	2009-08-27
5 SH CATERPILLAR INC	P	2009-07-28	2009-08-27
15 SH CATERPILLAR INC	P	2009-07-15	2009-08-27
15 SH CATERPILLAR INC	P	2009-05-27	2009-08-27

Form 990PF Part IV - Capital Gains and Losses for Tax on Investment Income - Lines e - h

(e) Gross sales price	(f) Depreciation allowed (or allowable)	(g) Cost or other basis plus expense of sale	(h) Gain or (loss) (e) plus (f) minus (g)
719		571	148
173		133	40
346		288	58
259		256	3
519		398	121
831		445	386
1,952		1,794	158
279		269	10
269		271	-2
1,009		585	424
288		306	-18
847		914	-67
1,015		821	194
557		476	81
252		237	15
907		887	20
591		575	16
492		488	4
351		333	18
211		251	-40
587		514	73
487		355	132
433		249	184
500		312	188
366		243	123
1,095		728	367
679		682	-3
233		214	19
700		504	196
700		529	171

Form 990PF Part IV - Capital Gains and Losses for Tax on Investment Income - Lines i - l

Complete only for assets showing gain in column (h) and owned by the foundation on 12/31/69			(l) Gains (Col (h) gain minus col (k), but not less than -0-) or Losses (from col (h))
(i) F M V as of 12/31/69	(j) Adjusted basis as of 12/31/69	(k) Excess of col (i) over col (j), if any	
			148
			40
			58
			3
			121
			386
			158
			10
			-2
			424
			-18
			-67
			194
			81
			15
			20
			16
			4
			18
			-40
			73
			132
			184
			188
			123
			367
			-3
			19
			196
			171

Form 990PF Part IV – Capital Gains and Losses for Tax on Investment Income - Lines a - d

(a) List and describe the kind(s) of property sold (e g , real estate, 2-story brick warehouse, or common stock, 200 shs MLC Co)	(b) How acquired P—Purchase D—Donation	(c) Date acquired (mo , day, yr)	(d) Date sold (mo , day, yr)
25 SH CISCO SYSTEMS INC	P	2008-10-09	2009-08-27
8 SH COCA-COLA CO	P	2008-11-12	2009-08-27
7 SH COLGATE-PALMOLIVE CO	P	2009-01-15	2009-08-27
60 SH CORNING INC	P	2009-01-22	2009-08-27
7 SH DEVON ENERGY CORPORATION	P	2009-02-09	2009-08-27
7 SH DEVON ENERGY CORPORATION	P	2009-01-29	2009-08-27
6 SH DEVON ENERGY CORPORATION	P	2009-07-14	2009-08-27
5 SH DEVON ENERGY CORPORATION	P	2009-03-26	2009-08-27
5 SH DEVON ENERGY CORPORATION	P	2009-04-02	2009-08-27
5 SH DEVON ENERGY CORPORATION	P	2009-02-18	2009-08-27
5 SH DEVON ENERGY CORPORATION	P	2008-09-24	2009-08-27
5 SH DEUTSCHE BANK	P	2009-01-12	2009-08-27
14 SH DEUTSCHE BANK	P	2009-05-07	2009-08-27
10 SH DEUTSCHE BANK	P	2009-03-05	2009-08-27
70 SH DELL INC	P	2009-07-15	2009-08-27
50 SH DELL INC	P	2009-08-17	2009-08-27
50 SH DR HORTON INC	P	2009-06-15	2009-08-27
9 SH DANAHER CORP	P	2009-03-06	2009-08-27
11 SH DANAHER CORP	P	2009-05-27	2009-08-27
5 SH WALT DISNEY CO	P	2009-01-13	2009-08-27
15 SH WALT DISNEY CO	P	2009-02-17	2009-08-27
25 SH DU PONT	P	2009-06-18	2009-08-27
20 SH DU PONT	P	2009-06-25	2009-08-27
15 SH DU PONT	P	2009-04-17	2009-08-27
10 SH DU PONT	P	2009-05-13	2009-08-27
10 SH DU PONT	P	2009-04-30	2009-08-27
10 SH DU PONT	P	2009-06-10	2009-08-27
10 SH DU PONT	P	2009-05-28	2009-08-27
13 SH EOG RESOURCES INC	P	2009-02-04	2009-08-27
45 SH EMC CORP	P	2009-07-24	2009-08-27

Form 990PF Part IV - Capital Gains and Losses for Tax on Investment Income - Lines e - h

(e) Gross sales price	(f) Depreciation allowed (or allowable)	(g) Cost or other basis plus expense of sale	(h) Gain or (loss) (e) plus (f) minus (g)
540		464	76
394		352	42
511		438	73
946		563	383
429		415	14
429		443	-14
367		315	52
306		242	64
306		243	63
306		244	62
306		506	-200
341		165	176
957		749	208
683		243	440
1,024		860	164
731		693	38
670		467	203
557		450	107
681		672	9
134		108	26
402		268	134
801		634	167
641		503	138
480		426	54
320		268	52
320		279	41
320		264	56
320		276	44
941		895	46
709		677	32

Form 990PF Part IV - Capital Gains and Losses for Tax on Investment Income - Lines i - l

Complete only for assets showing gain in column (h) and owned by the foundation on 12/31/69			(l) Gains (Col (h) gain minus col (k), but not less than -0-) or Losses (from col (h))
(i) F M V as of 12/31/69	(j) Adjusted basis as of 12/31/69	(k) Excess of col (i) over col (j), if any	
			76
			42
			73
			383
			14
			-14
			52
			64
			63
			62
			-200
			176
			208
			440
			164
			38
			203
			107
			9
			26
			134
			167
			138
			54
			52
			41
			56
			44
			46
			32

Form 990PF Part IV - Capital Gains and Losses for Tax on Investment Income - Lines a - d

(a) List and describe the kind(s) of property sold (e g , real estate, 2-story brick warehouse, or common stock, 200 shs MLC Co)	(b) How acquired P—Purchase D—Donation	(c) Date acquired (mo , day, yr)	(d) Date sold (mo , day, yr)
15 SH EASTMAN CHEMICAL CO	P	2009-03-10	2009-08-27
5 SH EMERSON ELECTRIC CO	P	2009-02-11	2009-08-27
10 SH EMERSON ELECTRIC CO	P	2009-03-31	2009-08-27
15 SH ENSCO INTERNATIONAL INC	P	2009-05-27	2009-08-27
7 SH FEDEX CORP	P	2009-08-04	2009-08-27
6 SH FREEPORT-MCMORAN COPPER&GOLD	P	2009-08-06	2009-08-27
20 SH FREEPORT-MCMORAN COPPER&GOLD	P	2009-05-05	2009-08-27
10 SH FREEPORT-MCMORAN COPPER&GOLD	P	2009-07-08	2009-08-27
8 SH GOLDMAN SACHS GROUP	P	2009-01-21	2009-08-27
7 SH GOLDMAN SACHS GROUP	P	2009-05-11	2009-08-27
6 SH GOLDMAN SACHS GROUP	P	2008-11-04	2009-08-27
3 SH GOLDMAN SACHS GROUP	P	2009-05-06	2009-08-27
3 SH GOLDMAN SACHS GROUP	P	2009-04-22	2009-08-27
2 SH GOLDMAN SACHS GROUP	P	2008-10-31	2009-08-27
5 SH GOLDMAN SACHS GROUP	P	2008-12-03	2009-08-27
4 SH GOLDMAN SACHS GROUP	P	2008-09-12	2009-08-27
2 SH GOLDMAN SACHS GROUP	P	2009-06-19	2009-08-27
6 SH GENERAL MILLS INC	P	2008-11-04	2009-08-27
7 SH GILEAD SCIENCES INC	P	2009-03-31	2009-08-27
5 SH GILEAD SCIENCES INC	P	2008-11-17	2009-08-27
30 SH GLAXOSMITHKLINE	P	2009-03-19	2009-08-27
45 SH INGERSOLL-RAND	P	2009-06-03	2009-08-27
25 SH HOME DEPOT INC	P	2009-02-26	2009-08-27
15 SH HOME DEPOT INC	P	2009-02-10	2009-08-27
10 SH ILLINOIS TOOL WORKS	P	2009-06-26	2009-08-27
10 SH ILLINOIS TOOL WORKS	P	2009-05-26	2009-08-27
40 SH INTEL CORP	P	2009-07-20	2009-08-27
25 SH INTEL CORP	P	2009-07-15	2009-08-27
25 SH INTEL CORP	P	2009-04-30	2009-08-27
25 SH INTEL CORP	P	2008-09-29	2009-08-27

Form 990PF Part IV - Capital Gains and Losses for Tax on Investment Income - Lines e - h

(e) Gross sales price	(f) Depreciation allowed (or allowable)	(g) Cost or other basis plus expense of sale	(h) Gain or (loss) (e) plus (f) minus (g)
805		292	513
186		164	22
372		285	87
556		545	11
471		477	-6
375		385	-10
1,250		986	264
625		457	168
1,318		522	796
1,153		963	190
988		534	454
494		410	84
494		356	138
329		179	150
823		325	498
659		629	30
329		286	43
357		411	-54
317		323	-6
227		232	-5
1,181		876	305
1,400		949	451
685		517	168
411		337	74
424		374	50
424		326	98
773		746	27
483		445	38
483		395	88
483		462	21

Form 990PF Part IV - Capital Gains and Losses for Tax on Investment Income - Lines i - l

Complete only for assets showing gain in column (h) and owned by the foundation on 12/31/69			(l) Gains (Col (h) gain minus col (k), but not less than -0-) or Losses (from col (h))
(i) F M V as of 12/31/69	(j) Adjusted basis as of 12/31/69	(k) Excess of col (i) over col (j), if any	
			513
			22
			87
			11
			-6
			-10
			264
			168
			796
			190
			454
			84
			138
			150
			498
			30
			43
			-54
			-6
			-5
			305
			451
			168
			74
			50
			98
			27
			38
			88
			21

Form 990PF Part IV - Capital Gains and Losses for Tax on Investment Income - Lines a - d

(a) List and describe the kind(s) of property sold (e g , real estate, 2-story brick warehouse, or common stock, 200 shs MLC Co)	(b) How acquired P—Purchase D—Donation	(c) Date acquired (mo , day, yr)	(d) Date sold (mo , day, yr)
20 SH INTEL CORP	P	2009-03-05	2009-08-27
15 SH INTEL CORP	P	2009-07-02	2009-08-27
15 SH INTEL CORP	P	2009-05-27	2009-08-27
15 SH INTEL CORP	P	2009-04-17	2009-08-27
8 SH JPMORGAN CHASE & CO	P	2009-06-05	2009-08-27
48 SH JPMORGAN CHASE & CO	P	2008-09-26	2009-08-27
25 SH JPMORGAN CHASE & CO	P	2009-04-14	2009-08-27
20 SH JPMORGAN CHASE & CO	P	2009-03-31	2009-08-27
15 SH JPMORGAN CHASE & CO	P	2009-04-30	2009-08-27
10 SH JPMORGAN CHASE & CO	P	2009-05-11	2009-08-27
10 SH JPMORGAN CHASE & CO	P	2009-05-12	2009-08-27
7 SH JPMORGAN CHASE & CO	P	2008-09-26	2009-08-27
12 SH JPMORGAN CHASE & CO	P	2009-05-27	2009-08-27
10 SH JPMORGAN CHASE & CO	P	2009-06-03	2009-08-27
10 SH JPMORGAN CHASE & CO	P	2009-07-06	2009-08-27
20 SH JOHNSON CONTROLS INC	P	2009-08-10	2009-08-27
6 SH KOHLS CORP	P	2008-09-08	2009-08-27
5 SH KOHLS CORP	P	2009-06-19	2009-08-27
16 SH KOHLS CORP	P	2009-01-20	2009-08-27
10 SH KOHLS CORP	P	2009-05-08	2009-08-27
30 SH ELI LILLY & CO	P	2009-04-06	2009-08-27
30 SH LINCOLN NATIONAL CORP	P	2009-01-29	2009-08-27
5 SH LOWE'S COS INC	P	2009-02-24	2009-08-27
15 SH LOWE'S COS INC	P	2009-05-12	2009-08-27
15 SH LOWE'S COS INC	P	2009-05-08	2009-08-27
15 SH LOWE'S COS INC	P	2009-04-21	2009-08-27
10 SH LOWE'S COS INC	P	2009-05-05	2009-08-27
25 SH LOWE'S COS INC	P	2008-10-27	2009-08-27
20 SH LOWE'S COS INC	P	2009-07-09	2009-08-27
10 SH LOWE'S COS INC	P	2009-02-24	2009-08-27

Form 990PF Part IV - Capital Gains and Losses for Tax on Investment Income - Lines e - h

(e) Gross sales price	(f) Depreciation allowed (or allowable)	(g) Cost or other basis plus expense of sale	(h) Gain or (loss) (e) plus (f) minus (g)
386		251	135
290		252	38
290		235	55
290		238	52
344		279	65
2,064		1,944	120
1,075		823	252
860		515	345
645		511	134
430		371	59
430		346	84
301		284	17
516		435	81
430		344	86
430		320	110
496		522	-26
315		317	-2
262		219	43
840		592	248
525		440	85
1,012		977	35
755		518	237
108		78	30
325		286	39
325		295	30
325		297	28
216		210	6
541		433	108
433		378	55
217		156	61

Form 990PF Part IV - Capital Gains and Losses for Tax on Investment Income - Lines i - l

Complete only for assets showing gain in column (h) and owned by the foundation on 12/31/69			(l) Gains (Col (h) gain minus col (k), but not less than -0-) or Losses (from col (h))
(i) F M V as of 12/31/69	(j) Adjusted basis as of 12/31/69	(k) Excess of col (i) over col (j), if any	
			135
			38
			55
			52
			65
			120
			252
			345
			134
			59
			84
			17
			81
			86
			110
			-26
			-2
			43
			248
			85
			35
			237
			30
			39
			30
			28
			6
			108
			55
			61

Form 990PF Part IV - Capital Gains and Losses for Tax on Investment Income - Lines a - d

(a) List and describe the kind(s) of property sold (e g , real estate, 2-story brick warehouse, or common stock, 200 shs MLC Co)	(b) How acquired P—Purchase D—Donation	(c) Date acquired (mo , day, yr)	(d) Date sold (mo , day, yr)
25 SH METLIFE INC	P	2009-01-15	2009-08-27
15 SH METLIFE INC	P	2009-01-22	2009-08-27
50 SH MASCO CORP	P	2009-06-03	2009-08-27
7 SH MCDONALD'S CORP	P	2008-10-01	2009-08-27
5 SH MCDONALD'S CORP	P	2008-11-17	2009-08-27
5 SH MCDONALD'S CORP	P	2009-04-02	2009-08-27
10 SH MERCK & CO INC	P	2009-01-29	2009-08-27
10 SH MICROSOFT CORP	P	2009-04-09	2009-08-27
155 SH MOTOROLA INC	P	2008-09-26	2009-08-27
125 SH MOTOROLA INC	P	2009-03-10	2009-08-27
10 SH NATIONAL-OILWELL INC	P	2009-05-26	2009-08-27
25 SH NEXEN INC	P	2009-05-26	2009-08-27
15 SH NEXEN INC	P	2009-05-29	2009-08-27
10 SH NEXEN INC	P	2009-07-27	2009-08-27
90 SH NEWS CORP	P	2009-01-15	2009-08-27
50 SH NEWS CORP	P	2009-07-06	2009-08-27
160 SH NEWS CORP	P	2009-03-10	2009-08-27
40 SH NOKIA CORP	P	2009-02-05	2009-08-27
35 SH NOKIA CORP	P	2009-02-06	2009-08-27
25 SH NOKIA CORP	P	2009-02-23	2009-08-27
25 SH NOKIA CORP	P	2009-03-03	2009-08-27
10 SH NOKIA CORP	P	2009-01-30	2009-08-27
1 SH NVR INC	P	2009-06-15	2009-08-27
5 SH NORTHROP GRUMMAN CORP	P	2009-04-17	2009-08-27
15 SH NORTHROP GRUMMAN CORP	P	2009-03-25	2009-08-27
10 SH NORTHROP GRUMMAN CORP	P	2009-08-17	2009-08-27
5 SH NUCOR CORP	P	2009-05-06	2009-08-27
5 SH NUCOR CORP	P	2009-06-02	2009-08-27
15 SH QUANTA SERVICES INC	P	2009-08-25	2009-08-27
9 SH OCCIDENTAL PETROLEUM	P	2009-02-03	2009-08-27

Form 990PF Part IV - Capital Gains and Losses for Tax on Investment Income - Lines e - h

(e) Gross sales price	(f) Depreciation allowed (or allowable)	(g) Cost or other basis plus expense of sale	(h) Gain or (loss) (e) plus (f) minus (g)
942		667	275
565		373	192
727		540	187
399		437	-38
285		282	3
285		281	4
326		290	36
244		194	50
1,141		1,164	-23
920		409	511
372		356	16
494		556	-62
296		372	-76
198		207	-9
971		712	259
540		425	115
1,727		836	891
536		520	16
469		468	1
335		255	80
335		231	104
137		124	13
680		501	179
247		240	7
741		644	97
494		466	28
223		225	-2
223		236	-13
337		349	-12
657		497	160

Form 990PF Part IV - Capital Gains and Losses for Tax on Investment Income - Lines i - l

Complete only for assets showing gain in column (h) and owned by the foundation on 12/31/69			(l) Gains (Col (h) gain minus col (k), but not less than -0-) or Losses (from col (h))
(i) F M V as of 12/31/69	(j) Adjusted basis as of 12/31/69	(k) Excess of col (i) over col (j), if any	
			275
			192
			187
			-38
			3
			4
			36
			50
			-23
			511
			16
			-62
			-76
			-9
			259
			115
			891
			16
			1
			80
			104
			13
			179
			7
			97
			28
			-2
			-13
			-12
			160

Form 990PF Part IV - Capital Gains and Losses for Tax on Investment Income - Lines a - d

(a) List and describe the kind(s) of property sold (e g , real estate, 2-story brick warehouse, or common stock, 200 shs MLC Co)	(b) How acquired P—Purchase D—Donation	(c) Date acquired (mo , day, yr)	(d) Date sold (mo , day, yr)
6 SH OCCIDENTAL PETROLEUM	P	2009-02-04	2009-08-27
10 SH OCCIDENTAL PETROLEUM	P	2009-06-26	2009-08-27
14 SH OCCIDENTAL PETROLEUM	P	2009-06-17	2009-08-27
1 SH OCCIDENTAL PETROLEUM	P	2009-02-04	2009-08-27
5 SH PETROLEO BRASILEIRO SA	P	2009-06-01	2009-08-27
5 SH PETROLEO BRASILEIRO SA	P	2009-06-02	2009-08-27
20 SH JC PENNY CO INC	P	2009-03-10	2009-08-27
7 SH PEPSICO INC	P	2008-10-15	2009-08-27
10 SH PEPSICO INC	P	2009-02-19	2009-08-27
25 SH PFIZER INC	P	2009-06-25	2009-08-27
25 SH PFIZER INC	P	2009-07-08	2009-08-27
20 SH PFIZER INC	P	2009-06-19	2009-08-27
55 SH PULTE HOMES INC	P	2009-08-06	2009-08-27
4 SH PROCTER & GAMBLE CO	P	2009-06-12	2009-08-27
9 SH PROCTER & GAMBLE CO	P	2008-11-04	2009-08-27
14 SH PROCTER & GAMBLE CO	P	2009-04-16	2009-08-27
20 SH QUALCOMM INC	P	2009-03-31	2009-08-27
10 SH QUALCOMM INC	P	2008-10-09	2009-08-27
10 SH QUALCOMM INC	P	2008-11-12	2009-08-27
10 SH QUALCOMM INC	P	2008-09-29	2009-08-27
115 SH REGIONS FINANCIAL CORP	P	2009-05-20	2009-08-27
70 SH RRI ENERGY INC	P	2009-06-26	2009-08-27
35 SH RRI ENERGY INC	P	2008-09-04	2009-08-27
10 SH SPX CORP	P	2009-06-30	2009-08-27
25 SH SCHERING-PLOUGH CORP	P	2009-04-30	2009-08-27
20 SH SCHERING-PLOUGH CORP	P	2009-04-29	2009-08-27
10 SH SCHERING-PLOUGH CORP	P	2009-03-24	2009-08-27
10 SH SCHLUMBERGER LTD	P	2008-11-04	2009-08-27
10 SH SCHLUMBERGER LTD	P	2009-03-06	2009-08-27
40 SH SMITHFIELD FOODS INC	P	2009-06-29	2009-08-27

Form 990PF Part IV - Capital Gains and Losses for Tax on Investment Income - Lines e - h

(e) Gross sales price	(f) Depreciation allowed (or allowable)	(g) Cost or other basis plus expense of sale	(h) Gain or (loss) (e) plus (f) minus (g)
438		335	103
730		642	88
1,022		892	130
73		56	17
206		229	-23
206		226	-20
615		290	325
404		376	28
577		516	61
419		370	49
419		368	51
336		301	35
719		660	59
211		210	1
476		588	-112
740		705	35
939		783	156
470		410	60
470		341	129
470		434	36
665		460	205
424		312	112
212		548	-336
568		488	80
706		576	130
565		455	110
282		243	39
559		518	41
559		367	192
490		557	-67

Form 990PF Part IV - Capital Gains and Losses for Tax on Investment Income - Lines i - l

Complete only for assets showing gain in column (h) and owned by the foundation on 12/31/69			(l) Gains (Col (h) gain minus col (k), but not less than -0-) or Losses (from col (h))
(i) F M V as of 12/31/69	(j) Adjusted basis as of 12/31/69	(k) Excess of col (i) over col (j), if any	
			103
			88
			130
			17
			-23
			-20
			325
			28
			61
			49
			51
			35
			59
			1
			-112
			35
			156
			60
			129
			36
			205
			112
			-336
			80
			130
			110
			39
			41
			192
			-67

Form 990PF Part IV – Capital Gains and Losses for Tax on Investment Income - Lines a - d

(a) List and describe the kind(s) of property sold (e g , real estate, 2-story brick warehouse, or common stock, 200 shs MLC Co)	(b) How acquired P—Purchase D—Donation	(c) Date acquired (mo , day, yr)	(d) Date sold (mo , day, yr)
75 SH SPRINT NEXTEL CORP	P	2009-08-17	2009-08-27
50 SH SPRINT NEXTEL CORP	P	2008-09-22	2009-08-27
165 SH SPRINT NEXTEL CORP	P	2009-07-30	2009-08-27
100 SH SPRINT NEXTEL CORP	P	2009-08-06	2009-08-27
30 SH SYMANTEC CORP	P	2009-03-12	2009-08-27
25 SH SYMANTEC CORP	P	2009-02-25	2009-08-27
20 SH SYMANTEC CORP	P	2009-03-03	2009-08-27
25 SH TAIWAN SEMICONDUCTOR	P	2009-06-01	2009-08-27
25 SH TAIWAN SEMICONDUCTOR	P	2009-05-18	2009-08-27
20 SH TAIWAN SEMICONDUCTOR	P	2009-05-06	2009-08-27
10 SH TARGET CORP	P	2009-06-25	2009-08-27
10 SH TARGET CORP	P	2009-06-12	2009-08-27
10 SH TARGET CORP	P	2009-04-17	2009-08-27
8 SH TIME WARNER INC	P	2009-01-15	2009-08-27
35 SH TIME WARNER INC	P	2008-12-08	2009-08-27
25 SH TIME WARNER INC	P	2009-03-10	2009-08-27
17 SH TIME WARNER INC	P	2009-04-17	2009-08-27
55 SH TYCO ELECTRONICS LTD	P	2009-04-27	2009-08-27
25 SH TYCO ELECTRONICS LTD	P	2009-05-15	2009-08-27
15 SH TYCO ELECTRONICS LTD	P	2009-08-21	2009-08-27
8 SH TIME WARNER CABLE	P	2008-12-08	2009-08-27
6 SH TIME WARNER CABLE	P	2009-03-10	2009-08-27
2 SH TIME WARNER CABLE	P	2009-01-15	2009-08-27
15 SH TIME WARNER CABLE	P	2009-07-23	2009-08-27
15 SH TIME WARNER CABLE	P	2009-08-25	2009-08-27
13 SH TIME WARNER CABLE	P	2009-05-07	2009-08-27
10 SH TIME WARNER CABLE	P	2009-05-05	2009-08-27
50 SH TEXTRON INC	P	2009-07-24	2009-08-27
4 SH TOYOTA MOTOR CORP	P	2009-05-06	2009-08-27
75 SH US BANCORP	P	2009-05-11	2009-08-27

Form 990PF Part IV - Capital Gains and Losses for Tax on Investment Income - Lines e - h

(e) Gross sales price	(f) Depreciation allowed (or allowable)	(g) Cost or other basis plus expense of sale	(h) Gain or (loss) (e) plus (f) minus (g)
283		286	-3
189		337	-148
622		663	-41
377		387	-10
458		408	50
382		348	34
305		262	43
262		287	-25
262		261	1
210		220	-10
471		399	72
471		395	76
471		402	69
226		173	53
989		727	262
706		424	282
480		396	84
1,255		919	336
570		422	148
342		354	-12
293		257	36
220		150	70
73		61	12
550		490	60
550		539	11
477		451	26
367		339	28
770		551	219
345		334	11
1,656		1,350	306

Form 990PF Part IV - Capital Gains and Losses for Tax on Investment Income - Lines i - l

Complete only for assets showing gain in column (h) and owned by the foundation on 12/31/69			(l) Gains (Col (h) gain minus col (k), but not less than -0-) or Losses (from col (h))
(i) F M V as of 12/31/69	(j) Adjusted basis as of 12/31/69	(k) Excess of col (i) over col (j), if any	
			-3
			-148
			-41
			-10
			50
			34
			43
			-25
			1
			-10
			72
			76
			69
			53
			262
			282
			84
			336
			148
			-12
			36
			70
			12
			60
			11
			26
			28
			219
			11
			306

Form 990PF Part IV – Capital Gains and Losses for Tax on Investment Income - Lines a - d

(a) List and describe the kind(s) of property sold (e g , real estate, 2-story brick warehouse, or common stock, 200 shs MLC Co)	(b) How acquired P—Purchase D—Donation	(c) Date acquired (mo , day, yr)	(d) Date sold (mo , day, yr)
30 SH UNUM GROUP	P	2009-05-01	2009-08-27
8 SH UNION PACIFIC CORP	P	2009-05-05	2009-08-27
25 SH VALERO ENERGY CORP	P	2009-07-23	2009-08-27
25 SH VALERO ENERGY CORP	P	2009-08-06	2009-08-27
15 SH VALERO ENERGY CORP	P	2009-07-28	2009-08-27
15 SH VALERO ENERGY CORP	P	2009-08-05	2009-08-27
15 SH VALERO ENERGY CORP	P	2009-08-18	2009-08-27
7 SH VISA INC	P	2009-04-21	2009-08-27
11 SH VISA INC	P	2009-05-06	2009-08-27
40 SH VODAFONE GROUP PLC	P	2009-04-28	2009-08-27
15 SH VODAFONE GROUP PLC	P	2009-05-08	2009-08-27
8 SH WALMART STORES INC	P	2008-10-01	2009-08-27
6 SH WALMART STORES INC	P	2008-10-21	2009-08-27
5 SH WALMART STORES INC	P	2009-01-13	2009-08-27
2 SH WALMART STORES INC	P	2008-09-29	2009-08-27
10 SH WESTERN DIGITAL CORP	P	2008-08-28	2009-08-27
30 SH XL CAPITAL LTD	P	2009-05-21	2009-08-27
25 SH XL CAPITAL LTD	P	2009-05-07	2009-08-27
15 SH CISCO SYSTEMS INC	P	2007-01-08	2009-08-03
15 SH CISCO SYSTEMS INC	P	2006-11-21	2009-08-03
5 SH CISCO SYSTEMS INC	P	2007-01-30	2009-08-03
2 SH EMERSON ELECTRIC CO	P	2007-08-28	2009-08-05
3 SH MONSANTO CO	P	2007-04-12	2009-08-06
2 SH APACHE CORP	P	2008-06-26	2009-08-07
1 SH APACHE CORP	P	2008-07-18	2009-08-07
1 SH APACHE CORP	P	2008-07-25	2009-08-07
6 SH PROCTER & GAMBLE CO	P	2006-01-12	2009-08-07
6 SH CHEVRON CORP	P	2007-05-23	2009-08-10
5 SH CHEVRON CORP	P	2007-06-28	2009-08-10
5 SH CARDINAL HEALTH INC	P	2008-05-07	2009-08-17

Form 990PF Part IV - Capital Gains and Losses for Tax on Investment Income - Lines e - h

(e) Gross sales price	(f) Depreciation allowed (or allowable)	(g) Cost or other basis plus expense of sale	(h) Gain or (loss) (e) plus (f) minus (g)
672		499	173
478		418	60
470		449	21
470		468	2
282		272	10
282		281	1
282		260	22
487		390	97
766		736	30
870		723	147
326		274	52
410		478	-68
308		325	-17
256		259	-3
103		120	-17
340		282	58
501		291	210
418		263	155
338		429	-91
338		404	-66
113		131	-18
70		94	-24
252		173	79
175		269	-94
87		111	-24
87		109	-22
311		353	-42
416		491	-75
346		422	-76
164		274	-110

Form 990PF Part IV - Capital Gains and Losses for Tax on Investment Income - Lines i - l

Complete only for assets showing gain in column (h) and owned by the foundation on 12/31/69			(l) Gains (Col (h) gain minus col (k), but not less than -0-) or Losses (from col (h))
(i) F M V as of 12/31/69	(j) Adjusted basis as of 12/31/69	(k) Excess of col (i) over col (j), if any	
			173
			60
			21
			2
			10
			1
			22
			97
			30
			147
			52
			-68
			-17
			-3
			-17
			58
			210
			155
			-91
			-66
			-18
			-24
			79
			-94
			-24
			-22
			-42
			-75
			-76
			-110

Form 990PF Part IV - Capital Gains and Losses for Tax on Investment Income - Lines a - d

(a) List and describe the kind(s) of property sold (e g , real estate, 2-story brick warehouse, or common stock, 200 shs MLC Co)	(b) How acquired P—Purchase D—Donation	(c) Date acquired (mo , day, yr)	(d) Date sold (mo , day, yr)
10 SH CARDINAL HEALTH INC	P	2008-04-23	2009-08-17
21 SH EXXON MOBIL CORP	P	2006-01-20	2009-08-17
20 SH GENWORTH FINANCIAL INC	P	2006-09-12	2009-08-19
15 SH GENWORTH FINANCIAL INC	P	2005-09-13	2009-08-19
10 SH GENWORTH FINANCIAL INC	P	2006-11-27	2009-08-19
3 SH MONSANTO CO	P	2007-04-12	2009-08-24
5 SH CARDINAL HEALTH INC	P	2008-05-07	2009-08-25
8 SH JPMORGAN CHASE & CO	P	2007-11-26	2009-08-25
920 06 SH BERNSTEIN INTERMEDIATE DURATION PORTFOLIO	P	2007-02-27	2009-08-27
91 954 SH BERNSTEIN INTERMEDIATE DURATION PORTFOLIO	P	2008-02-14	2009-08-27
533 687 SH BERNSTEIN INTERMEDIATE DURATION PORTFOLIO	P	2007-11-02	2009-08-27
4 011 SH BERNSTEIN INTERMEDIATE DURATION PORTFOLIO	P	2005-12-07	2009-08-27
235 562 SH BERNSTEIN INTERMEDIATE DURATION PORTFOLIO	P	2007-02-06	2009-08-27
197 828 SH BERNSTEIN INTERMEDIATE DURATION PORTFOLIO	P	2006-07-27	2009-08-27
167 428 SH BERNSTEIN INTERMEDIATE DURATION PORTFOLIO	P	2006-09-26	2009-08-27
11,023 79 SH BERNSTEIN INTRMEDIATE DURATION PORTFOLIO	P	2005-08-18	2009-08-27
86 541 SH BERNSTEIN EMERGING MKTS PORTFOLIO	P	2006-12-12	2009-08-27
242 962 SH BERNSTEIN EMERGING MKTS PORTFOLIO	P	2005-08-18	2009-08-27
117 611 SH BERNSTEIN EMERGING MKTS PORTFOLIO	P	2007-12-11	2009-08-27
108 837 SH BERNSTEIN EMERGING MKTS PORTFOLIO	P	2005-12-07	2009-08-27
522 895 SH BERNSTEIN INTERNATIONAL PORFOLIO	P	2006-12-12	2009-08-27
482 442 SH BERNSTEIN INTERNATIONAL PORTFOLIO	P	2007-12-11	2009-08-27
44 546 SH BERNSTEIN INTERNATIONAL PORTFOLIO	P	2005-12-07	2009-08-27
2939 456 SH BERNSTEIN INTERNATIONAL PORTFOLIO	P	2005-08-18	2009-08-27
532 757 SH ALLIANCEBERNSTEIN GLOBAL R/E INVT FD	P	2007-12-27	2009-08-27
192 661 SH ALLIANCEBERNSTEIN GLOBAL R/E INVT FD	P	2008-03-25	2009-08-27
1737 318 SH ALLIANCEBERNSTEIN GLOBAL R/E INVT	P	2005-08-18	2009-08-27
4 SH ALCON INC	P	2005-08-26	2009-08-27
8 SH ALTRIA GROUP INC	P	2007-06-04	2009-08-27
6 SH ALTRIA GROUP INC	P	2006-10-09	2009-08-27

Form 990PF Part IV - Capital Gains and Losses for Tax on Investment Income - Lines e - h

(e) Gross sales price	(f) Depreciation allowed (or allowable)	(g) Cost or other basis plus expense of sale	(h) Gain or (loss) (e) plus (f) minus (g)
327		517	-190
1,401		1,287	114
158		722	-564
118		478	-360
79		329	-250
254		173	81
176		274	-98
350		330	20
11,887		12,200	-313
1,188		1,200	-12
6,895		7,050	-155
52		53	-1
3,044		3,100	-56
2,556		2,550	6
2,163		2,200	-37
142,431		146,837	-4,406
2,117		3,175	-1,058
5,943		9,748	-3,805
2,877		4,817	-1,940
2,662		3,735	-1,073
7,478		13,412	-5,934
6,900		12,186	-5,286
637		1,049	-412
42,039		64,727	-22,688
4,049		6,164	-2,115
1,464		2,100	-636
13,204		25,000	-11,796
521		456	65
144		175	-31
108		110	-2

Form 990PF Part IV - Capital Gains and Losses for Tax on Investment Income - Lines i - l

Complete only for assets showing gain in column (h) and owned by the foundation on 12/31/69			(l) Gains (Col (h) gain minus col (k), but not less than -0-) or Losses (from col (h))
(i) F M V as of 12/31/69	(j) Adjusted basis as of 12/31/69	(k) Excess of col (i) over col (j), if any	
			-190
			114
			-564
			-360
			-250
			81
			-98
			20
			-313
			-12
			-155
			-1
			-56
			6
			-37
			-4,406
			-1,058
			-3,805
			-1,940
			-1,073
			-5,934
			-5,286
			-412
			-22,688
			-2,115
			-636
			-11,796
			65
			-31
			-2

Form 990PF Part IV – Capital Gains and Losses for Tax on Investment Income - Lines a - d

(a) List and describe the kind(s) of property sold (e g , real estate, 2-story brick warehouse, or common stock, 200 shs MLC Co)	(b) How acquired P—Purchase D—Donation	(c) Date acquired (mo , day, yr)	(d) Date sold (mo , day, yr)
5 SH ALTRIA GROUP INC	P	2007-07-31	2009-08-27
5 SH ALTRIA GROUP INC	P	2007-08-10	2009-08-27
11 SH ALTRIA GROUP INC	P	2006-06-01	2009-08-27
50 SH AT&T INC	P	2007-08-20	2009-08-27
30 SH AT&T INC	P	2007-10-01	2009-08-27
15 SH AT&T INC	P	2007-09-25	2009-08-27
15 SH AT&T INC	P	2007-09-17	2009-08-27
10 SH AT&T INC	P	2007-11-21	2009-08-27
10 SH AT&T INC	P	2007-10-26	2009-08-27
6 SH AIR PRODUCTS & CHEMICALS INC	P	2007-11-08	2009-08-27
15 SH ALLSTATE CORP	P	2008-03-05	2009-08-27
3 SH APACHE CORP	P	2008-07-18	2009-08-27
2 SH APACHE CORP	P	2008-07-25	2009-08-27
2 SH APACHE CORP	P	2008-07-18	2009-08-27
7 SH APPLE INC	P	2008-03-05	2009-08-27
6 SH APPLE INC	P	2006-06-07	2009-08-27
5 SH APPLE INC	P	2008-04-15	2009-08-27
2 SH APPLE INC	P	2008-05-22	2009-08-27
10 SH APPLE INC	P	2006-07-27	2009-08-27
5 SH BP PLC	P	2007-10-16	2009-08-27
15 SH BP PLC	P	2008-01-23	2009-08-27
10 SH BAXTER INTERNATIONAL INC	P	2008-05-05	2009-08-27
9 SH COSTCO WHOLESALE CORP	P	2008-06-16	2009-08-27
8 SH COSTCO WHOLESALE CORP	P	2008-05-27	2009-08-27
35 SH CBS CORP	P	2006-04-18	2009-08-27
15 SH CBS CORP	P	2006-09-20	2009-08-27
15 SH CBS CORP	P	2006-06-28	2009-08-27
2 SH GOOGLE INC	P	2006-06-23	2009-08-27
2 SH GOOGLE INC	P	2007-08-15	2009-08-27
2 SH GOOGLE INC	P	2005-08-26	2009-08-27

Form 990PF Part IV - Capital Gains and Losses for Tax on Investment Income - Lines e - h

(e) Gross sales price	(f) Depreciation allowed (or allowable)	(g) Cost or other basis plus expense of sale	(h) Gain or (loss) (e) plus (f) minus (g)
90		103	-13
90		102	-12
198		186	12
1,316		1,931	-615
789		1,267	-478
395		637	-242
395		605	-210
263		378	-115
263		413	-150
450		594	-144
432		719	-287
259		334	-75
173		219	-46
173		223	-50
1,164		865	299
997		360	637
831		743	88
332		357	-25
1,662		636	1,026
256		383	-127
769		918	-149
565		630	-65
453		629	-176
403		574	-171
379		859	-480
162		430	-268
162		398	-236
928		811	117
928		1,017	-89
928		568	360

Form 990PF Part IV - Capital Gains and Losses for Tax on Investment Income - Lines i - l

Complete only for assets showing gain in column (h) and owned by the foundation on 12/31/69			(l) Gains (Col (h) gain minus col (k), but not less than -0-) or Losses (from col (h))
(i) F M V as of 12/31/69	(j) Adjusted basis as of 12/31/69	(k) Excess of col (i) over col (j), if any	
			-13
			-12
			12
			-615
			-478
			-242
			-210
			-115
			-150
			-144
			-287
			-75
			-46
			-50
			299
			637
			88
			-25
			1,026
			-127
			-149
			-65
			-176
			-171
			-480
			-268
			-236
			117
			-89
			360

Form 990PF Part IV - Capital Gains and Losses for Tax on Investment Income - Lines a - d

(a) List and describe the kind(s) of property sold (e g , real estate, 2-story brick warehouse, or common stock, 200 shs MLC Co)	(b) How acquired P—Purchase D—Donation	(c) Date acquired (mo , day, yr)	(d) Date sold (mo , day, yr)
1 SH GOOGLE INC	P	2008-07-23	2009-08-27
28 SH GILEAD SCIENCES INC	P	2005-08-18	2009-08-27
20 SH GILEAD SCIENCES INC	P	2006-02-22	2009-08-27
16 SH GILEAD SCIENCES INC	P	2006-08-21	2009-08-27
14 SH GILEAD SCIENCES INC	P	2007-03-13	2009-08-27
20 SH HEWLETT-PACKARD CO	P	2007-03-14	2009-08-27
15 SH HEWLETT-PACKARD CO	P	2008-07-10	2009-08-27
10 SH HEWLETT-PACKARD CO	P	2008-06-03	2009-08-27
10 SH HEWLETT-PACKARD CO	P	2006-11-21	2009-08-27
10 SH HEWLETT-PACKARD CO	P	2008-04-28	2009-08-27
10 SH HEWLETT-PACKARD CO	P	2008-04-24	2009-08-27
10 SH HEWLETT-PACKARD CO	P	2007-01-30	2009-08-27
10 SH HEWLETT-PACKARD CO	P	2008-01-15	2009-08-27
4 SH JPMORGAN CHASE & CO	P	2006-01-20	2009-08-27
2 SH JPMORGAN CHASE & CO	P	2007-11-26	2009-08-27
15 SH JPMORGAN CHASE & CO	P	2008-03-05	2009-08-27
11 SH JPMORGAN CHASE & CO	P	2007-11-26	2009-08-27
10 SH JPMORGAN CHASE & CO	P	2008-01-10	2009-08-27
8 SH KOHLS CORP	P	2008-08-13	2009-08-27
10 SH KOHLS CORP	P	2007-09-13	2009-08-27
5 SH MORGAN STANLEY	P	2007-10-01	2009-08-27
10 SH MORGAN STANLEY	P	2007-10-04	2009-08-27
10 SH MORGAN STANLEY	P	2008-07-25	2009-08-27
10 SH MORGAN STANLEY	P	2008-02-14	2009-08-27
7 SH MEDCO HEALTH SOLUTIONS INC	P	2007-05-08	2009-08-27
6 SH MEDCO HEALTH SOLUTIONS INC	P	2008-02-14	2009-08-27
12 SH MEDCO HEALTH SOLUTIONS INC	P	2007-11-19	2009-08-27
10 SH MEDCO HEALTH SLUTIONS INC	P	2008-03-27	2009-08-27
5 SH MACY'S INC	P	2007-05-14	2009-08-27
8 SH CAMERON INTERNATIONAL CORP	P	2007-11-20	2009-08-27

Form 990PF Part IV - Capital Gains and Losses for Tax on Investment Income - Lines e - h

(e) Gross sales price	(f) Depreciation allowed (or allowable)	(g) Cost or other basis plus expense of sale	(h) Gain or (loss) (e) plus (f) minus (g)
464		483	-19
1,270		593	677
907		609	298
726		508	218
635		489	146
886		792	94
664		628	36
443		466	-23
443		398	45
443		475	-32
443		484	-41
443		425	18
443		452	-9
172		154	18
86		83	3
645		582	63
473		454	19
430		408	22
420		386	34
525		557	-32
147		318	-171
294		669	-375
294		372	-78
294		425	-131
389		258	131
333		297	36
667		584	83
555		438	117
77		206	-129
286		369	-83

Form 990PF Part IV - Capital Gains and Losses for Tax on Investment Income - Lines i - l

Complete only for assets showing gain in column (h) and owned by the foundation on 12/31/69			(l) Gains (Col (h) gain minus col (k), but not less than -0-) or Losses (from col (h))
(i) F M V as of 12/31/69	(j) Adjusted basis as of 12/31/69	(k) Excess of col (i) over col (j), if any	
			-19
			677
			298
			218
			146
			94
			36
			-23
			45
			-32
			-41
			18
			-9
			18
			3
			63
			19
			22
			34
			-32
			-171
			-375
			-78
			-131
			131
			36
			83
			117
			-129
			-83

Form 990PF Part IV - Capital Gains and Losses for Tax on Investment Income - Lines a - d

(a) List and describe the kind(s) of property sold (e g , real estate, 2-story brick warehouse, or common stock, 200 shs MLC Co)	(b) How acquired P—Purchase D—Donation	(c) Date acquired (mo , day, yr)	(d) Date sold (mo , day, yr)
7 SH CAMERON INTERNATIONAL CORP	P	2008-04-02	2009-08-27
6 SH CAMERON INTERNATIONAL CORP	P	2008-07-01	2009-08-27
2 SH CME GROUP INC	P	2008-01-25	2009-08-27
1 SH CME GROUP INC	P	2008-05-27	2009-08-27
1 SH CME GROUP INC	P	2008-04-28	2009-08-27
1 SH CME GROUP INC	P	2007-08-15	2009-08-27
1 SH CME GROUP INC	P	2008-03-05	2009-08-27
5 SH CONOCOPHILLIPS	P	2007-09-13	2009-08-27
5 SH CONOCOPHILLIPS	P	2007-10-05	2009-08-27
15 SH CONOCOPHILLIPS	P	2008-01-23	2009-08-27
10 SH CONOCOPHILLIPS	P	2007-08-30	2009-08-27
10 SH CONOCOPHILLIPS	P	2007-01-08	2009-08-27
5 SH CELGENE CORP	P	2007-05-09	2009-08-27
15 SH CELEGENE CORP	P	2007-11-05	2009-08-27
10 SH CELGENE CORP	P	2008-03-26	2009-08-27
10 SH CELGENE CORP	P	2007-11-13	2009-08-27
25 SH CISCO SYSTEMS INC	P	2007-06-18	2009-08-27
25 SH CISCO SYSTEMS INC	P	2007-10-30	2009-08-27
10 SH CISCO SYSTEMS INC	P	2007-01-30	2009-08-27
2 SH COCA-COLA CO	P	2008-04-04	2009-08-27
1 SH COLGATE-PALMOLIVE CO	P	2008-05-05	2009-08-27
9 SH EXXON MOBIL CORP	P	2007-04-25	2009-08-27
5 SH EXXON MOBIL CORP	P	2007-05-23	2009-08-27
2 SH EXXON MOBIL CORP	P	2006-01-20	2009-08-27
5 SH FLUOR CORP	P	2007-03-14	2009-08-27
4 SH FRANKLIN RESOURCES INC	P	2006-09-19	2009-08-27
3 SH FRANKLIN RESOURCES INC	P	2007-02-06	2009-08-27
1 SH GOLDMAN SACHS GROUP	P	2008-04-22	2009-08-27
3 SH GOLDMAN SACHS GROUP	P	2007-08-30	2009-08-27
4 SH GOOGLE INC	P	2005-08-18	2009-08-27

Form 990PF Part IV - Capital Gains and Losses for Tax on Investment Income - Lines e - h

(e) Gross sales price	(f) Depreciation allowed (or allowable)	(g) Cost or other basis plus expense of sale	(h) Gain or (loss) (e) plus (f) minus (g)
250		301	-51
214		341	-127
549		1,274	-725
275		455	-180
275		480	-205
275		557	-282
275		508	-233
226		428	-202
226		420	-194
679		1,068	-389
453		815	-362
453		680	-227
265		320	-55
794		958	-164
529		614	-85
529		625	-96
540		680	-140
540		813	-273
216		262	-46
99		121	-22
73		73	0
633		717	-84
352		416	-64
141		123	18
268		220	48
369		416	-47
277		366	-89
165		179	-14
494		515	-21
1,856		1,111	745

Form 990PF Part IV - Capital Gains and Losses for Tax on Investment Income - Lines i - l

Complete only for assets showing gain in column (h) and owned by the foundation on 12/31/69			(l) Gains (Col (h) gain minus col (k), but not less than -0-) or Losses (from col (h))
(i) F M V as of 12/31/69	(j) Adjusted basis as of 12/31/69	(k) Excess of col (i) over col (j), if any	
			-51
			-127
			-725
			-180
			-205
			-282
			-233
			-202
			-194
			-389
			-362
			-227
			-55
			-164
			-85
			-96
			-140
			-273
			-46
			-22
			0
			-84
			-64
			18
			48
			-47
			-89
			-14
			-21
			745

Form 990PF Part IV – Capital Gains and Losses for Tax on Investment Income - Lines a - d

(a) List and describe the kind(s) of property sold (e g , real estate, 2-story brick warehouse, or common stock, 200 shs MLC Co)	(b) How acquired P—Purchase D—Donation	(c) Date acquired (mo , day, yr)	(d) Date sold (mo , day, yr)
2 SH GOOGLE INC	P	2008-02-15	2009-08-27
25 SH MACY'S INC	P	2008-07-17	2009-08-27
20 SH MACY'S INC	P	2008-06-06	2009-08-27
15 SH MACY'S INC	P	2007-06-05	2009-08-27
20 SH MERCK & CO	P	2008-06-20	2009-08-27
15 SH MERCK & CO	P	2008-06-23	2009-08-27
15 SH MERCK & CO	P	2007-03-20	2009-08-27
15 SH MERCK & CO	P	2008-04-23	2009-08-27
15 SH MERCK & CO	P	2008-07-25	2009-08-27
10 SH MERCK & CO INC	P	2006-11-17	2009-08-27
10 SH MERCK & CO INC	P	2008-07-01	2009-08-27
10 SH MERCK & CO INC	P	2008-06-02	2009-08-27
20 SH MOTOROLA INC	P	2008-06-18	2009-08-27
9 SH NIKE INC	P	2008-04-30	2009-08-27
7 SH PEPSICO INC	P	2007-07-06	2009-08-27
11 SH PEPSICO INC	P	2005-08-18	2009-08-27
50 SH PFIZER INC	P	2007-05-23	2009-08-27
35 SH PFIZER INC	P	2006-05-08	2009-08-27
35 SH PFIZER INC	P	2006-06-13	2009-08-27
30 SH PFIZER INC	P	2007-03-12	2009-08-27
25 SH PFIZER INC	P	2006-05-16	2009-08-27
25 SH PFIZER INC	P	2007-07-20	2009-08-27
15 SH PFIZER INC	P	2006-11-20	2009-08-27
15 SH PFIZER INC	P	2006-04-10	2009-08-27
15 SH QUALCOMM INC	P	2008-07-30	2009-08-27
10 SH QUALCOMM INC	P	2008-07-22	2009-08-27
10 SH QUALCOMM INC	P	2008-06-12	2009-08-27
45 SH SCHERING-PLOUGH CORP	P	2009-03-27	2009-08-27
7 SH SCHLUMBERGER LTD	P	2007-04-03	2009-08-27
6 SH SCHLUMBERGER LTD	P	2007-03-27	2009-08-27

Form 990PF Part IV - Capital Gains and Losses for Tax on Investment Income - Lines e - h

(e) Gross sales price	(f) Depreciation allowed (or allowable)	(g) Cost or other basis plus expense of sale	(h) Gain or (loss) (e) plus (f) minus (g)
928		1,057	-129
387		436	-49
310		455	-145
232		601	-369
652		704	-52
489		537	-48
489		652	-163
489		577	-88
489		490	-1
326		447	-121
326		383	-57
326		382	-56
147		173	-26
511		610	-99
404		464	-60
635		602	33
839		1,371	-532
587		894	-307
587		814	-227
503		760	-257
419		623	-204
419		625	-206
252		407	-155
252		370	-118
704		826	-122
470		455	15
470		488	-18
1,270		869	401
391		497	-106
335		418	-83

Form 990PF Part IV - Capital Gains and Losses for Tax on Investment Income - Lines i - l

Complete only for assets showing gain in column (h) and owned by the foundation on 12/31/69			(l) Gains (Col (h) gain minus col (k), but not less than -0-) or Losses (from col (h))
(i) F M V as of 12/31/69	(j) Adjusted basis as of 12/31/69	(k) Excess of col (i) over col (j), if any	
			-129
			-49
			-145
			-369
			-52
			-48
			-163
			-88
			-1
			-121
			-57
			-56
			-26
			-99
			-60
			33
			-532
			-307
			-227
			-257
			-204
			-206
			-155
			-118
			-122
			15
			-18
			401
			-106
			-83

Form 990PF Part IV - Capital Gains and Losses for Tax on Investment Income - Lines a - d

(a) List and describe the kind(s) of property sold (e g , real estate, 2-story brick warehouse, or common stock, 200 shs MLC Co)	(b) How acquired P—Purchase D—Donation	(c) Date acquired (mo , day, yr)	(d) Date sold (mo , day, yr)
5 SH SCHLUMBERGER LTD	P	2008-04-11	2009-08-27
12 SH SCHLUMBERGER LTD	P	2007-06-18	2009-08-27
10 SH SCHLUMBERGER LTD	P	2006-01-25	2009-08-27
10 SH SCHLUMBERGER LTD	P	2007-11-05	2009-08-27
35 SH SPRINT NEXTEL CORP	P	2005-09-15	2009-08-27
25 SH SPRINT NEXTEL CORP	P	2007-12-26	2009-08-27
150 SH SPRINT NEXTEL CORP	P	2008-04-11	2009-08-27
5 SH TRAVELERS COS INC	P	2007-06-12	2009-08-27
10 SH TRAVELERS COS INC	P	2007-07-13	2009-08-27
10 SH TRAVELERS COS INC	P	2007-11-15	2009-08-27
16 SH TIME WARNER INC	P	2008-06-18	2009-08-27
14 SH TIME WARNER INC	P	2005-08-18	2009-08-27
10 SH TIME WARNER INC	P	2006-09-22	2009-08-27
5 SH TIME WARNER CABLE	P	2005-08-18	2009-08-27
4 SH TIME WARNER CABLE	P	2008-06-18	2009-08-27
2 SH TIME WARNER CABLE	P	2006-09-22	2009-08-27
20 SH TEVA PHARMACEUTICAL	P	2008-03-31	2009-08-27
15 SH TEVA PHARMACEUTICAL	P	2007-11-19	2009-08-27
10 SH TEVA PHARMACEUTICAL	P	2008-07-25	2009-08-27
10 SH TEVA PHARMACEUTICAL	P	2008-06-27	2009-08-27
20 SH WESTERN DIGITAL CORP	P	2008-08-22	2009-08-27
25 SH XL CAPITAL LTD	P	2005-08-18	2009-08-27
CASH IN LIEU-TAI SEMICONDUCTOR MFG CO LTD	P	2009-06-01	2009-08-18
LITIGATION SETTLEMENT INCOME-TYCO INTERNATIONAL LTD	P	2002-01-01	2009-03-09
LITIGATION SETTLEMENT INCOME-AT&T	P	2002-09-30	2009-05-07
Capital Gains Dividends	P		

Form 990PF Part IV - Capital Gains and Losses for Tax on Investment Income - Lines e - h

(e) Gross sales price	(f) Depreciation allowed (or allowable)	(g) Cost or other basis plus expense of sale	(h) Gain or (loss) (e) plus (f) minus (g)
279		457	-178
671		1,018	-347
559		618	-59
559		980	-421
132		790	-658
94		344	-250
565		979	-414
245		271	-26
489		535	-46
489		531	-42
452		547	-95
395		539	-144
282		389	-107
183		191	-8
147		193	-46
73		138	-65
1,029		925	104
772		664	108
514		458	56
514		458	56
679		577	102
418		1,754	-1,336
4			4
22,012			22,012
41			41
2,208			2,208


Form 990PF Part IV - Capital Gains and Losses for Tax on Investment Income - Lines i - l

Complete only for assets showing gain in column (h) and owned by the foundation on 12/31/69			(l) Gains (Col (h) gain minus col (k), but not less than -0-) or Losses (from col (h))
(i) F M V as of 12/31/69	(j) Adjusted basis as of 12/31/69	(k) Excess of col (i) over col (j), if any	
			-178
			-347
			-59
			-421
			-658
			-250
			-414
			-26
			-46
			-42
			-95
			-144
			-107
			-8
			-46
			-65
			104
			108
			56
			56
			102
			-1,336
			4
			22,012
			41
			2,208

Form 990PF Part XV Line 1a - List any managers of the foundation who have contributed more than 2% of the total contributions received by the foundation before the close of any tax year (but only if they have contributed more than \$5,000).

DAVID T CHASE
RHODA L CHASE

Form 990PF Part XV Line 3a - Grants and Contributions Paid During the Year

Recipient	If recipient is an individual, show any relationship to any foundation manager or substantial contributor	Foundation status of recipient	Purpose of grant or contribution	Amount
Name and address (home or business)				
a Paid during the year				
ALZHEIMER'S COMMUNITY CARE 800 NORTH POINT PKWY WEST PALM BEACH, FL 334071978	NONE	PUBLIC CHARITY	2009 PALM BEACH GALA	25,000
AMERICAN ASSOCIATES BEN-GURION UNIVERSITY 1430 BROADWAY 8TH FL NEW YORK, NY 10018	NONE	PUBLIC CHARITY	UNRESTRICTED PURPOSE	500
AMERICAN BAPTIST CHURCH 90A NORTH MAIN STREET WEST HARTFORD, CT 061071924	NONE	PUBLIC CHARITY	UNRESTRICTED PURPOSE	5,000
AMERICAN CANCER SOCIETY 42 LAWLER RD WEST HARTFORD, CT 061172749	NONE	PUBLIC CHARITY	UNRESTRICTED PURPOSE	300
AMERICAN CANCER SOCIETY 235 SOUTH COUNTY RD SUITE 20 PALM BEACH, FL 334804294	NONE	PUBLIC CHARITY	2009 BALL IN PALM BEACH	30,000
AMERICAN FOUNDATION FOR THE BLIND 11 PENN PLAZA NEW YORK, NY 100012006	NONE	PUBLIC CHARITY	UNRESTRICTED PURPOSE	100
AMERICAN FRIENDS OF THE HEBREW UNIVERSITY 1 BATTERY PARK PLAZA NEW YORK, NY 100041405	NONE	PUBLIC CHARITY	UNRESTRICTED PURPOSE	500
AMERICAN HEART ASSOCIATION 2300 CENTREPARK WEST DRIVE WEST PALM BEACH, FL 334096470	NONE	PUBLIC CHARITY	44TH ANNUAL PALM BEACH HEART BALL	25,000
AMERICAN HEART ASSOCIATION 1101 NORTHCHASE PARKWAY MARIETTA, GA 300676411	NONE	PUBLIC CHARITY	UNRESTRICTED PURPOSE	850
AMERICAN JEWISH COMMITTEE PO BOX 170800 MILWAUKEE, WI 532178065	NONE	PUBLIC CHARITY	UNRESTRICTED PURPOSE	100
AMERICAN KIDNEY FOUNDATION PO BOX 1837 MERRIFIELD, VA 221167023	NONE	PUBLIC CHARITY	UNRESTRICTED PURPOSE	100
AMERICAN LUNG ASSOCIATION OF FLORIDA 2701 NORTH AUSTRALIAN AVE WEST PALM BEACH, FL 334074504	NONE	PUBLIC CHARITY	7TH ANNUAL JEWELS OF LIFE BALL	25,000
AMERICAN PARKINSONS ASSOC 135 PARKINSON AVE STATEN ISLAND, NY 103051425	NONE	PUBLIC CHARITY	UNRESTRICTED PURPOSE	100
ARTHRITIS FOUNDATION 400 HIBISCUS ST WEST PALM BEACH, FL 334015822	NONE	PUBLIC CHARITY	UNRESTRICTED PURPOSE	200
BASCOM PALMER EYE INSTITUTE 900 N W 17TH ST MIAMI, FL 331016880	NONE	PUBLIC CHARITY	UNRESTRICTED PURPOSE	25,000
Total  3a				638,539

Form 990PF Part XV Line 3a - Grants and Contributions Paid During the Year

Recipient	If recipient is an individual, show any relationship to any foundation manager or substantial contributor	Foundation status of recipient	Purpose of grant or contribution	Amount
Name and address (home or business)				
a Paid during the year				
BESS & PAUL SIGEL HEBREW ACADEMY OF GREATER HTFD 53 GABB RD BLOOMFIELD,CT 060022306	NONE	PUBLIC CHARITY	UNRESTRICTED PURPOSE	18
BETH HILLEL SYNAGOGUE 160 WINTONBURY AVE BLOOMFIELD,CT 060021909	NONE	PUBLIC CHARITY	UNRESTRICTED PURPOSE	500
B'NAI B'RITH INTERNATIONAL 2020 K ST NW 7TH WASHINGTON,DC 200061806	NONE	PUBLIC CHARITY	UNRESTRICTED PURPOSE	100
BOYS TOWN JERUSALEM 12 WEST 31ST ST NEW YORK,NY 100014415	NONE	PUBLIC CHARITY	UNRESTRICTED PURPOSE	100
BRIDGE FAMILY 1022 FARMINGTON AVE WEST HARTFORD,CT 061072105	NONE	PUBLIC CHARITY	UNRESTRICTED PURPOSE	100
BUSHNELL 166 CAPITOL AVE HARTFORD,CT 06106	NONE	PUBLIC CHARITY	UNRESTRICTED PURPOSE	5,000
BUSHNELL PARK FOUNDATION PO BOX 230778 HARTFORD,CT 06123	NONE	PUBLIC CHARITY	UNRESTRICTED PURPOSE	100
CANCER CARE INC 275 7TH AVE NEW YORK,NY 10001	NONE	PUBLIC CHARITY	UNRESTRICTED PURPOSE	100
CARE 151 ELLIS ST NE ATLANTA,GA 30303	NONE	PUBLIC CHARITY	UNRESTRICTED PURPOSE	50
CHABAD HOUSE OF GREATER HARTFORD 2352 ALBANY AVENUE WEST HARTFORD,CT 06117	NONE	PUBLIC CHARITY	CHABAD FOUNDERS'DINNER	18,000
CHABAD HOUSE OF GREATER HARTFORD 2352 ALBANY AVENUE WEST HARTFORD,CT 06117	NONE	PUBLIC CHARITY	CHABAD FOUNDERS'DINNER	15,000
CHABAD CHEVRA 100 BLOOMFIELD AVE HARTFORD,CT 06105	NONE	PUBLIC CHARITY	HOME AWAY FROM HOME FOR JEWISH STUDENTS	25,000
CHABAD HOUSE OF GREATER HARTFORD 2352 ALBANY AVENUE WEST HARTFORD,CT 06117	NONE	PUBLIC CHARITY	FRIENDS OF CHABAD ASSOCIATION	10,800
CHABAD LUBAVITCH 770 EASTERN PARKWAY BROOKLYN,NY 11213	NONE	PUBLIC CHARITY	UNRESTRICTED PURPOSE	180
CHABAD HOUSE LUBAVITCH OF PALM BEACH 844 PROSPERITY FAMRS RD NORTH PALM BEACH,FL 33408	NONE	PUBLIC CHARITY	UNRESTRICTED PURPOSE	2,000
Total  3a				638,539


Form 990PF Part XV Line 3a - Grants and Contributions Paid During the Year

Recipient	If recipient is an individual, show any relationship to any foundation manager or substantial contributor	Foundation status of recipient	Purpose of grant or contribution	Amount
Name and address (home or business)				
a Paid during the year				
CHABAD OF THE VALLEY 141 HOPMEADOW ST SIMSBURY,CT 06089	NONE	PUBLIC CHARITY	YIDDISH-KITE	10,000
CHARITABLE SOCIETY OF FRIENDS FOUNDATION 3600 MYSTIC DR AVENTURA,FL 33180	NONE	PUBLIC CHARITY	UNRESTRICTED PURPOSE	7,500
CHILDREN'S CANCER RESEARCH FUND PO BOX 7006 ALBERT,MN 56007	NONE	PUBLIC CHARITY	UNRESTRICTED PURPOSE	50
CHRISTOPHER&DANA REEVE FOUNDATION PO BOX 939 OXON HILL,MD 20750	NONE	PUBLIC CHARITY	UNRESTRICTED PURPOSE	52
CIESLA FOUNDATION 3721 JENIFER ST NW WASHINGTON,DC 20015	NONE	PUBLIC CHARITY	UNRESTRICTED PURPOSE	10,000
CLAL 440 PARK AVE SOUTH NEW YORK,NY 10016	NONE	PUBLIC CHARITY	UNRESTRICTED PURPOSE	100
CONGREGATION BETH ISRAEL 701 FARMINGTON AVE WEST HARTFORD,CT 06119	NONE	PUBLIC CHARITY	UNRESTRICTED PURPOSE	108
CONGREGATION BETH ISRAEL 701 FARMINGTON AVE WEST HARTFORD,CT 06119	NONE	PUBLIC CHARITY	UNRESTRICTED PURPOSE	3,600
CONGREGATION BETH ISRAEL 701 FARMINGTON AVE WEST HARTFORD,CT 06119	NONE	PUBLIC CHARITY	HONOR RENEE DUBIN	250
CONGREGATION BETH ISRAEL 701 FARMINGTON AVE WEST HARTFORD,CT 06119	NONE	PUBLIC CHARITY	HONOR ARTHUR GIDDON	250
CONNECTICUT APPLESEED 25 DUDLEY ROAD WILTON,CT 06897	NONE	PUBLIC CHARITY	OCT 6TH EVENT	500
CONNECTICUT APPLESEED 25 DUDLEY ROAD WILTON,CT 06897	NONE	PUBLIC CHARITY	NOV 19TH EVENT	500
CONNECTICUT CHILDREN'S MEDICAL CTR 282 WASHINGTON ST HARTFORD,CT 06106	NONE	PUBLIC CHARITY	BCH GOLD CLASSIC	1,000
CONNECTICUT CHILDREN'S MEDICAL CTR 282 WASHINGTON ST HARTFORD,CT 06106	NONE	PUBLIC CHARITY	CLINICAL CARE CTR FOR CANCER	500
CONNECTICUT PUBLIC BROADCASTING INC 1049 ASYLUM AVE HARTFORD,CT 06105	NONE	PUBLIC CHARITY	UNRESTRICTED PURPOSE	100
Total  3a				638,539


Form 990PF Part XV Line 3a - Grants and Contributions Paid During the Year

Recipient	If recipient is an individual, show any relationship to any foundation manager or substantial contributor	Foundation status of recipient	Purpose of grant or contribution	Amount
Name and address (home or business)				
a Paid during the year				
CONNECTICUT SCIENCE CENTER 50 COLUMBUS BLVD SUITE 500 HARTFORD, CT 06106	NONE	PUBLIC CHARITY	OUT OF THIS WORLD	1,667
CYSTIC FIBROSIS FOUNDATION 2200 NORTH FLORIDA MANGO ROAD SUITE 304 WEST PALM BEACH, FL 33409	NONE	PUBLIC CHARITY	SIXTY-FIVE ROSES	25,000
DANA FARBER CANCER INSTITUTE 10 BROOKLINE PLACE WEST BROOKLINE, MA 02445	NONE	PUBLIC CHARITY	OVARIAN CANCER FUND	1,500
DIAMOND BLACKFAN ANEMIA FOUNDATION 20 TRACY LYNNE LANE WEST SENECA, NY 14224	NONE	PUBLIC CHARITY	HONOR LAUREN BROMET	1,000
DOROT INC 171 W 85TH ST NEW YORK, NY 10024	NONE	PUBLIC CHARITY	UNRESTRICTED PURPOSE	72
EASTERN CT STATE UNIVERSITY 83 WINDHAM ST WILLIMANTIC, CT 06226	NONE	PUBLIC CHARITY	DAVID T CHASE FREE ENTERPRISES INSTITUTE ENDOWED FUND	15,000
FEED THE CHILDREN INC PO BOX 36 OKLAHOMA CITY, OK 73101	NONE	PUBLIC CHARITY	UNRESTRICTED PURPOSE	25
FIDELCO GUIDE DOG 103 OLD IRON ORE RD BLOOMFIELD, CT 06002	NONE	PUBLIC CHARITY	UNRESTRICTED PURPOSE	100
FLORENCE GRISWOLD MUSEUM 96 LYME ST OLD LYME, CT 06371	NONE	PUBLIC CHARITY	UNRESTRICTED PURPOSE	1,000
FOODSHARE 450 WOODLAND AVE BLOOMFIELD, CT 06002	NONE	PUBLIC CHARITY	BETH ISRAEL FOOD DRIVE	500
FOUNDATION FOR THE ADVANCEMENT OF CATHOLIC SCHOOLS 467 BLOOMFIELD AVE BLOOMFIELD, CT 06002	NONE	PUBLIC CHARITY	UNRESTRICTED PURPOSE	750
FRIENDS OF AKIM USA INC 220 E23RD NEW YORK, NY 10010	NONE	PUBLIC CHARITY	UNRESTRICTED PURPOSE	20,000
GOODSPEED OPERA HOUSE FOUNDATION INC PO BOX A E HADDAM, CT 06423	NONE	PUBLIC CHARITY	UNRESTRICTED PURPOSE	100
GREATER HTFD ARTS COUNCIL 45 PRATT ST HARTFORD, CT 06123	NONE	PUBLIC CHARITY	2009 UNITED ARTS CAMPAIGN	1,000
GULF STREAM COUNCIL BOY SCOUTS 8335 NORTH MILITARY TRAIL PALM BEACH GARDENS, FL 33410	NONE	PUBLIC CHARITY	UNRESTRICTED PURPOSE	5,000
Total ▶ 3a				638,539


Form 990PF Part XV Line 3a - Grants and Contributions Paid During the Year

Recipient	If recipient is an individual, show any relationship to any foundation manager or substantial contributor	Foundation status of recipient	Purpose of grant or contribution	Amount
Name and address (home or business)				
a Paid during the year				
HADASSAH MEDICAL ORG 740 NMAIN ST WEST HARTFORD,CT 06117	NONE	PUBLIC CHARITY	UNRESTRICTED PURPOSE	1,000
HADASSH YOUTH ALIYAH C/O FAITH HELEN 43 CARLYLE RD WEST HARTFORD,CT 06117	NONE	PUBLIC CHARITY	UNRESTRICTED PURPOSE	100
HARTFORD SYMPHONY ORCHESTRA 99 PRATT ST HARTFORD,CT 06103	NONE	PUBLIC CHARITY	ANNUAL FUND	5,000
HEBREW ACADEMY OF GREATER HTFD 53 GABB RD BLOOMFIELD,CT 06002	NONE	PUBLIC CHARITY	UNRESTRICTED PURPOSE	180
HELEN & HARRY GRAY CANCER CENTER 80 SEYMOUR ST HARTFORD,CT 061063300	NONE	PUBLIC CHARITY	WILLIAM DEITCH MEMORIAL	100
HILLEL PO BOX 92994 WASHINGTON,DC 20090	NONE	PUBLIC CHARITY	UNRESTRICTED PURPOSE	100
HOPE SCHOOL FOUNDATION 50 HAZEL LANE SPRINGFIELD,IL 62712	NONE	PUBLIC CHARITY	UNRESTRICTED PURPOSE	50
HOSPITAL OF CENTRAL CONNECTICUT 100 GRAND ST NEW BRITAIN,CT 06050	NONE	PUBLIC CHARITY	UNRESTRICTED PURPOSE	500
INSTITUTE OF LIVING 80 SEYMOUR ST PO BOX 5037 HARTFORD,CT 061025037	NONE	PUBLIC CHARITY	UNRESTRICTED PURPOSE	1,250
INTERNATIONAL SOCIETY OF THE PALM BEACHES 44 COCOANUT ROW PALM BEACH,FL 334804005	NONE	PUBLIC CHARITY	UNRESTRICTED PURPOSE	30,000
ISRAEL CANCER ASSOCUSA 55 SOUTH FLAGLER DR WEST PALM BEACH,FL 33401	NONE	PUBLIC CHARITY	2009 GALA	30,000
JAMES A MICHENER ART MUSEUM 138 SOUTH PINE ST DOYLESTOWN,PA 18901	NONE	PUBLIC CHARITY	UNRESTRICTED PURPOSE	125
JEWISH CHAUTAUGUA PO BOX 1000 MEMPHIS,TN 38101	NONE	PUBLIC CHARITY	UNRISTRICTED PURPOSE	100
JEWISH FEDERATION OF GREATER HARTFORD 333 BLOOMFIELD AVE WEST HARTFORD,CT 06117	NONE	PUBLIC CHARITY	UNRESTRICTED PURPOSE	5,000
JEWISH NATIONAL FUND PO BOX 5609 HICKSVILLE,NY 118025609	NONE	PUBLIC CHARITY	UNRESTRICTED PURPOSE	180
Total  3a				638,539

Form 990PF Part XV Line 3a - Grants and Contributions Paid During the Year

Recipient	If recipient is an individual, show any relationship to any foundation manager or substantial contributor	Foundation status of recipient	Purpose of grant or contribution	Amount
Name and address (home or business)				
a Paid during the year				
JOSLIN DIABETES CENTER ONE JOSLIN PLACE BOSTON,MA 02215	NONE	PUBLIC CHARITY	HIGH HOPES FUND	500
JUDY DWORIN PERFORMANCE PROJECT 233 PEARL ST HARTFORD,CT 06103	NONE	PUBLIC CHARITY	UNRESTRICTED PURPOSE	250
JUVENILE DIABETES RESEARCH FOUNDATION 1450 CENTREPARK BLVD WEST PALM BEACH,FL 33401	NONE	PUBLIC CHARITY	UNRESTRICTED PURPOSE	166
JUVENILE DIABETES RESEARCH FOUNDATION 1450 CENTREPARK BLVD WEST PALM BEACH,FL 33401	NONE	PUBLIC CHARITY	GEM OF AN EVENING GALA	27,500
KEREN OR 350 SEVENTH AVE SUITE 200 NEW YORK,NY 100011928	NONE	PUBLIC CHARITY	UNRESTRICTED PURPOSE	100
KID SANCTUARY INC 350 SOUTH COUNTY ROAD SUITE 208 PALM BEACH,FL 33480	NONE	PUBLIC CHARITY	UNRESTRICTED PURPOSE	1,000
KODIMOH SYNAGOGUE 1280 WILLIAMS ST LONGMEADOW,MA 011062162	NONE	PUBLIC CHARITY	UNRESTRICTED PURPOSE	555
KOLEL CHIBAS JERUSALEM 4802-A 12TH AVE BROOKLYN,NY 11219	NONE	PUBLIC CHARITY	UNRESTRICTED PURPOSE	1,500
KOMEN CT RACE FOR THE CURE 350 CHURCH ST HARTFORD,CT 06103	NONE	PUBLIC CHARITY	UNRESTRICTED PURPOSE	1,000
LEUKEMIA & LYMPHOMA SOCIETY 4360 NORTHLAKE BLVD PALM BEACH GARDENS,FL 33410	NONE	PUBLIC CHARITY	UNRESTRICTED PURPOSE	11,500
LIFE 6274 LINTON BLVD DELRAY BEACH,FL 33484	NONE	PUBLIC CHARITY	LADY IN RED	16,500
LUBAVITCHER YESHIVA ACADEMY 1148 CONVERSE ST LONGMEADOW,MA 01106	NONE	PUBLIC CHARITY	UNRESTRICTED PURPOSE	556
MACHNE ISRAEL 770 EASTERN PARKWAY BROOKLYN,NY 11213	NONE	PUBLIC CHARITY	CHABAD MUNBAI RELIEF FUND	1,000
MAKE A WISH FOUNDATION PO BOX 97104 WASHINGTON,DC 20090	NONE	PUBLIC CHARITY	UNRESTRICTED PURPOSE	100
MARCH OF DIMES PO BOX 8972 TOPEKA,KS 66608	NONE	PUBLIC CHARITY	UNRESTRICTED PURPOSE	100
Total  3a				638,539

Form 990PF Part XV Line 3a - Grants and Contributions Paid During the Year

Recipient	If recipient is an individual, show any relationship to any foundation manager or substantial contributor	Foundation status of recipient	Purpose of grant or contribution	Amount
Name and address (home or business)				
a Paid during the year				
MARK TWAIN HOUSE 351 FARMINGTON AVE HARTFORD, CT 06105	NONE	PUBLIC CHARITY	UNRESTRICTED PURPOSE	1,000
MIKVEH BESS ISRAEL OF WEST HTFD 61 N MAIN ST WEST HARTFORD, CT 06107	NONE	PUBLIC CHARITY	UNRESTRICTED PURPOSE	100
MISHKIN ISRAEL DAY CAMP 77 MOUNT PLEASANT DR TRUMBULL, CT 06611	NONE	PUBLIC CHARITY	UNRESTRICTED PURPOSE	180
MUSCULAR DYSTROPHY 78 EASTERN BOULEVARD GLASTONBURY, CT 060334325	NONE	PUBLIC CHARITY	UNRESTRICTED PURPOSE	100
NATIONAL CONFERENCE FOR COMMUNITY & JUSTICE 1095 DAY HLL RD WINDSOR, CT 06095	NONE	PUBLIC CHARITY	HUMAN RELATIONS AWARD BANQUET	333
NATIONAL FEDERATION FOR THE BLIND PO BOX 7482 BALTIMORE, MA 21230	NONE	PUBLIC CHARITY	UNRESTRICTED PURPOSE	100
NATIONAL GALLERY OF ART SIXTH ST CONSTITUTION AVE NW WASHINGTON, DC 20565	NONE	PUBLIC CHARITY	UNRESTRICTED PURPOSE	1,000
NATIONAL GLAUCOMA RESEARCH 22512 GATEWAY CTR DR CLARKSBURG, MD 20871	NONE	PUBLIC CHARITY	UNRESTRICTED PURPOSE	50
NATIONAL JEWISH MEDICAL RESEARCH CTR PO BOX 5898 DENVER, CO 80206	NONE	PUBLIC CHARITY	UNRESTRICTED PURPOSE	100
NATIONAL MULTIPLE SCLEROSIS SOCIETY PO BOX 1748 HARTFORD, CT 06144	NONE	PUBLIC CHARITY	UNRESTRICTED PURPOSE	100
NATIONAL OSTEOPOROSIS FOUNDATION 1232 22ND NW WASHINGTON, DC 20037	NONE	PUBLIC CHARITY	UNRESTRICTED PURPOSE	100
NATIONAL OSTEOPOROSIS FOUNDATION 1232 22ND NW WASHINGTON, DC 20037	NONE	PUBLIC CHARITY	GIFT FROM MOTHERS TO DAUGHTERS LUNCHEON	1,000
NEW BRITAIN BOYS & GIRLS CLUB 150 WASHINGTON ST NEW BRITAIN, CT 06051	NONE	PUBLIC CHARITY	UNRESTRICTED PURPOSE	1,000
NEW BRITAIN MUSEUM OF AMERICAN ART 56 LEXINGTON ST NEW BRITAIN, CT 06052	NONE	PUBLIC CHARITY	UNRESTRICTED PURPOSE	100
NEW BRITAIN MUSEUM OF AMERICAN ART 56 LEXINGTON ST NEW BRITAIN, CT 06052	NONE	PUBLIC CHARITY	SPRING GALA FUNDRAISER	1,667
Total  3a				638,539

Form 990PF Part XV Line 3a - Grants and Contributions Paid During the Year

Recipient	If recipient is an individual, show any relationship to any foundation manager or substantial contributor	Foundation status of recipient	Purpose of grant or contribution	Amount
Name and address (home or business)				
a Paid during the year				
NEW BRITAIN MUSEUM OF AMERICAN ART 56 LEXINGTON ST NEW BRITAIN, CT 06052	NONE	PUBLIC CHARITY	UNRESTRICTED PURPOSE	10,000
NEW ENGLAND COGNITIVE CTR 151 NEW PARK AVE HARTFORD, CT 06106	NONE	PUBLIC CHARITY	UNRESTRICTED PURPOSE	100
NEW YORK UNIVERSITY 726 BROADWAY 2ND FLOOR NEW YORK, NY 100039580	NONE	PUBLIC CHARITY	MEMORY OF MARLENE KITTREDGE	556
OPEN HEARTH 437 SHELDON ST HARTFORD, CT 06143	NONE	PUBLIC CHARITY	UNRESTRICTED PURPOSE	500
ORT AMERICA 75 MAIDEN LANE NEW YORK, NY 10038	NONE	PUBLIC CHARITY	UNRESTRICTED PURPOSE	1,000
OVERSEAS PASSOVER CAMPAIGN 42 BROADWAY NEW YORK, NY 10004	NONE	PUBLIC CHARITY	UNRESTRICTED PURPOSE	36
PALM BEACH SYNAGOGUE PO BOX 1028 PALM BEACH, FL 33480	NONE	PUBLIC CHARITY	PESACH MEALS	1,000
PALM BEACH POPS 500 AUSTRALIAN AVE WEST PALM BEACH, FL 33401	NONE	PUBLIC CHARITY	UNRESTRICTED PURPOSE	10,000
PALM BEACH ROUND TABLE 44 COCOANUT ROW PALM BEACH, FL 33480	NONE	PUBLIC CHARITY	SCHOLARSHIP PROGRAM	10,000
PLANNED PARENTHOOD PO BOX 96771 WASHINGTON, DC 20090	NONE	PUBLIC CHARITY	UNRESTRICTED PURPOSE	100
RABBINICAL COLLEGE OF AMERICA 226 SUSSEX AVE MORRISTOWN, NJ 07962	NONE	PUBLIC CHARITY	UNRESTRICTED PURPOSE	112,200
RICHARD D KANN MELANOMA FOUNDATION 621 CLEARWATER PARK RD WEST PALM BEACH, FL 33401	NONE	PUBLIC CHARITY	UNRESTRICTED PURPOSE	5,000
ST JUDES CHILDREN'S RESEARCH HOSPITAL 501 ST JUDE PLACE MEMPHIS, TN 38105	NONE	PUBLIC CHARITY	UNRESTRICTED PURPOSE	110
SALVATION ARMY PO BOX 509 HARTFORD, CT 06141	NONE	PUBLIC CHARITY	UNRESTRICTED PURPOSE	100
SMITHSONIAN INSTITUTE PO BOX 9016 PITTSFIELD, MA 01202	NONE	PUBLIC CHARITY	UNRESTRICTED PURPOSE	150
Total  3a				638,539

Form 990PF Part XV Line 3a - Grants and Contributions Paid During the Year

Recipient	If recipient is an individual, show any relationship to any foundation manager or substantial contributor	Foundation status of recipient	Purpose of grant or contribution	Amount
Name and address (home or business)				
a Paid during the year				
SOLOMAN SCHECTER DAY SCHOOL 26 BUENA VISTA RD WEST HARTFORD,CT 06107	NONE	PUBLIC CHARITY	UNRESTRICTED PURPOSE	180
TELSHE YESHIVA 28400 EUCLID AVE WICKLIFFE,OH 440922523	NONE	PUBLIC CHARITY	UNRESTRICTED PURPOSE	18
TEMPLE BETH ISRAEL 701 FARMINGTON AVE WEST HARTFORD,CT 06119	NONE	PUBLIC CHARITY	UNRESTRICTED PURPOSE	500
TEMPLE BETH TEFILAH 465 OAK ST EAST HARTFORD,CT 06118	NONE	PUBLIC CHARITY	UNRESTRICTED PURPOSE	180
TRI COUNTY HUMANE SOCIETY 21287 BOCA RIO RD BOCA RATION,FL 33433	NONE	PUBLIC CHARITY	DINNER ON THE RANGE	700
US FUND FOR UNICEF PO BOX 972943 WASHINGTON,DC 10016	NONE	PUBLIC CHARITY	UNRESTRICTED PURPOSE	125
UCONN FOUNDATION 10 TALCOTT NOTCH RD FARMINGTON,CT 06032	NONE	PUBLIC CHARITY	32 ANNUAL UCONN CANCER SESEARCH GOLF TOURNAMENT	1,000
UNITED WAY 30 LAUREAL ST HARTFORD,CT 06106	NONE	PUBLIC CHARITY	UNRESTRICTED PURPOSE	12,500
UNIVERSITY OF HARTFORD 200 BLOOMFIELD AVE WEST HARTFORD,CT 06117	NONE	PUBLIC CHARITY	MAURICE GREENBERG CTR	1,250
VILLAGE FOR FAMILIES & CHILDREN 1680 ALBANY AVE HARTFORD,CT 06105	NONE	PUBLIC CHARITY	UNRESTRICTED PURPOSE	120
WEST HARTFORD POLICE OFFICER'S ASSOC 103 RAYMOND RD WEST HARTFORD,CT 061072538	NONE	PUBLIC CHARITY	UNRESTRICTED PURPOSE	50
WXEL GARNET PO BOX 6607 WEST PALM BEACH,FL 33405	NONE	PUBLIC CHARITY	UNRESTRICTED PURPOSE	5,000
YESHIVA ACADEMY 1148 CONVERSE ST LONGMEADOW,MA 011061787	NONE	PUBLIC CHARITY	UNRESTRICTED PURPOSE	1,000
ZIONIST ORGANIZATION 4 E 34TH STH NEW YORK,NY 10016	NONE	PUBLIC CHARITY	UNRESTRICTED PURPOSE	100
Total  3a				638,539

Form 990PF Part XV Line 3b - Grants and Contributions Approved for Future Payment

Recipient	If recipient is an individual, show any relationship to any foundation manager or substantial contributor	Foundation status of recipient	Purpose of grant or contribution	Amount
Name and address (home or business)				
b <i>Approved for future payment</i>				
AMERICAN CANCER SOCIETY42 LAWLER RD WEST HARTFORD,CT 06107	NONE	PUBLIC CHARITY	UNRESTRICTED PURPOSE	100
AMERICAN DIABETES ASSOC306 INDUSTRIAL PARK RD MIDDLETOWN,CT 064571517	NONE	PUBLIC CHARITY	UNRESTRICTED PURPOSE	100
AMERICAN JEWISH CONGRESSPO BOX 170305 MILWAUKEE,WI 532178091	NONE	PUBLIC CHARITY	UNRESTRICTED PURPOSE	100
CAMERAPO BOX 35040 BOSTON,MA 02135	NONE	PUBLIC CHARITY	UNRESTRICTED PURPOSE	100
CONGREGATION SISTERHOOD165 WOOD POND RD WEST HARTFORD,CT 06119	nONE	pUBLIC CHARITY	uNRESTRICTED PURPOSE	55
CONNECTICUT OPERA226 FARMINGTON AVE HARTFORD,CT 06105	NONE	PUBLIC CHARITY	UNRESTRICTED PURPOSE	150
HADASSAH MEDICAL ORG740 NMAIN ST WEST HARTFORD,CT 06117	NONE	PUBLIC CHARITY	UNRESTRICTED PURPOSE	1,000
HEBREW FREE BURIAL ASSOCIATION185 SANTA FE AVE HAMDEN,CT 06517	NONE	PUBLIC CHARITY	UNRESTRICTED PURPOSE	100
JEWISH FAMILY SERVICES740 N MAIN ST WEST HARTFORD,CT 06117	NONE	PUBLIC CHARITY	UNRESTRICTED PURPOSE	150
MEMRIPO BOX 27837 WASHINGTON,DC 200387837	NONE	PUBLIC CHARITY	UNRESTRICTED PURPOSE	180
SPECIAL OLYMPICSPO BOX 4000 HAMDEN,CT 065140010	NONE	PUBLIC CHARITY	UNRESTRICTED PURPOSE	100
Total				2,135

TY 2008 Accounting Fees Schedule

Name: RHODA & DAVID CHASE FAMILY FOUNDATION INC

EIN: 06-1499922

Category	Amount	Net Investment Income	Adjusted Net Income	Disbursements for Charitable Purposes
TAX PREPARATION FEES	7,500	6,750		750

**TY 2008 Investments Corporate
Bonds Schedule**

Name: RHODA & DAVID CHASE FAMILY FOUNDATION INC
EIN: 06-1499922

Name of Bond	End of Year Book Value	End of Year Fair Market Value
BANK AMER FDG CORP SR NT	149,169	166,899

TY 2008 Investments Corporate
Stock Schedule

Name: RHODA & DAVID CHASE FAMILY FOUNDATION INC
EIN: 06-1499922

Name of Stock	End of Year Book Value	End of Year Fair Market Value
SIRIUS SATELLITE RADIO	1,021,511	127,000
UIL HOLDING CORP	1,074,020	1,055,600
CENTEX CORP	0	0
KB HOME	0	0
ALLSTATE CORP	0	0
TRAVELERS COS INC	0	0
XL CAPITAL LTD-CL A	0	0
CHICAGO MERCANTILE EXCHANGE	0	0
DEUTSCHE BANK AG	0	0
FRANKLIN RESOURCES INC	0	0
GOLDMAN SACHS GROUP INC	0	0
MORGAN STANLEY	0	0
GENWORTH FINANCIAL INC	0	0
METLIFE INC	0	0
AMERICAN INTERNATIONAL GROUP	0	0
FIDELITY NATIONAL CL A	0	0
HARTFORD FINANCIAL SERVICES	0	0
CITIGROUP INC	0	0
JP MORGAN CHASE & CO	0	0
BANK OF AMER CORP	0	0
AT&T INC	0	0
SPRINT NEXTEL CORP	0	0
VERIZON COMMUNICATIONS INC	0	0
RELIANT ENERGY INC	0	0
WISCONSIN ENERGY	0	0
CBS CORP	0	0
TIME WARNER INC	0	0
GANNETT CO	0	0
AMGEN INC	0	0
CELGENE CORP	0	0

Name of Stock	End of Year Book Value	End of Year Fair Market Value
GENENTECH INC	0	0
GILEAD SCIENCES INC	0	0
MERCK & CO INC	0	0
PFIZER INC	0	0
SCHERING-PLOUGH CORP	0	0
TEVA PHARMACEUTICAL INDS	0	0
WYETH	0	0
ABBOTT LABORATORIES	0	0
BAXTER INTERNATIONAL INC	0	0
BECTON DICKINSON & CO	0	0
MEDCOHEALTH SOLUTIONS INC	0	0
ALCON INC	0	0
AMERISOURCEBERGEN CORP	0	0
CARDINAL HEALTH INC	0	0
COLGATE-PALMOLIVE CO	0	0
PROCTER & GAMBLE CO	0	0
ALTRIA GROUP INC	0	0
PHILIP MORRIS INTERNATIONAL	0	0
KELLOGG CO	0	0
TYSON FOODS INC	0	0
WRIGLEY WM JR CO	0	0
COCA-COLA CO	0	0
PEPSICO INC	0	0
MCDONALDS CORP	0	0
NIKE INC	0	0
ELECTRONIC ARTS INC	0	0
BLACK & DECKER CORP	0	0
GOOGLE INC	0	0
AUTOLIV INC	0	0
TOYOTA MOTOR CORP	0	0

Name of Stock	End of Year Book Value	End of Year Fair Market Value
COSTCO WHOLESALE CORP	0	0
J C PENNEY CO INC	0	0
KOHL'S CORP	0	0
MACY'S	0	0
SAFEWAY INC	0	0
SUPERVALU INC	0	0
TARGET CORP	0	0
WAL-MART STORES INC	0	0
ALCOA INC	0	0
ARCELOR MITTAL STEEL	0	0
AIR PRODUCTS & CHEMICALS INC	0	0
ASHLAND INC	0	0
DOW CHEMICAL	0	0
MONSANTO CO	0	0
EMERSON ELECTRIC	0	0
GENERAL ELECTRIC	0	0
HONEYWELL INTERNATIONAL INC	0	0
FLUOR CORP	0	0
TYCO INTERNATIONAL LTD	0	0
LOCKHEED MARTIN CORP	0	0
CATERPILLAR INC	0	0
DEERE & CO	0	0
BROADCOM CORP	0	0
CISCO SYSTEMS INC	0	0
QUALCOMM INC	0	0
RESEARCH IN MOTION	0	0
ERICSSON L M TEL CO	0	0
INTEL	0	0
MOTOROLA INC	0	0
NVIDIA CORP	0	0

Name of Stock	End of Year Book Value	End of Year Fair Market Value
APPLE COMPUTER INC	0	0
HEWLETT PACKARD CO	0	0
MICROSOFT CORP	0	0
SANMINA CORP	0	0
WESTERN DIGITAL CORP	0	0
INGRAM MICRO INC	0	0
AMERICA MOVIL S A DE CV	0	0
ALLIED WASTE INDUSTRIES INC	0	0
UNION PACIFIC CORP	0	0
RYDER SYSTEM INC	0	0
TRANSOCEAN INC	0	0
CAMERON INTERNATIONAL	0	0
NATIONAL-OILWELL INC	0	0
SCHLUMBERGER LTD	0	0
APACHE CORP	0	0
EOG RES INC	0	0
BP AMOCO PLC	0	0
CHEVRON CORP	0	0
EXXON MOBIL CORP	0	0
ROYAL DUTCH SHELL PLC	0	0
CONOCOPHILLIPS	0	0
DEVON ENERGY CORP	0	0
BERNSTEIN EMERGING MKTS	0	0
BERNSTEIN INTERNATIONAL	0	0
ALLIANCE BERNSTEIN REIT INSTL F	0	0
BERNSTEIN INTERMEDIATE	0	0

TY 2008 Legal Fees Schedule

Name: RHODA & DAVID CHASE FAMILY FOUNDATION INC

EIN: 06-1499922

Category	Amount	Net Investment Income	Adjusted Net Income	Disbursements for Charitable Purposes
LEGAL FEES	25	23		2

TY 2008 Other Expenses Schedule

Name: RHODA & DAVID CHASE FAMILY FOUNDATION INC

EIN: 06-1499922

Description	Revenue and Expenses per Books	Net Invest ment Income	Adjusted Net Income	Disbursements for Charit able Purposes
INVESTMENT RELATED FEES	2,574	2,574		0

TY 2008 Other Income Schedule

Name: RHODA & DAVID CHASE FAMILY FOUNDATION INC

EIN: 06-1499922

Description	Revenue And Expenses Per Books	Net Invest ment Income	Adjusted Net Income
CANCELLATION OF PRIOR YEAR CONTRIBUTION APPROVED FOR FUTURE PAYMENT	6,000		6,000

TY 2008 Taxes Schedule

Name: RHODA & DAVID CHASE FAMILY FOUNDATION INC

EIN: 06-1499922

Category	Amount	Net Investment Income	Adjusted Net Income	Disbursements for Charitable Purposes
FOREIGN TAXES WITHHELD AT SOURCE	78	78		0