



See a Social Security Number? Say Something!
Report Privacy Problems to <https://public.resource.org/privacy>
Or call the IRS Identity Theft Hotline at 1-800-908-4490



Return of Private Foundation
or Section 4947(a)(1) Nonexempt Charitable Trust
Treated as a Private Foundation

2008

Note. The foundation may be able to use a copy of this return to satisfy state reporting requirements.

For calendar year 2008, or tax year beginning OCT 1, 2008, and ending SEP 30, 2009

G Check all that apply: ☐ Initial return ☐ Final return ☐ Amended return ☐ Address change ☐ Name change

Use the IRS label. Otherwise, print or type. See Specific Instructions.

Name of foundation: **DUNIRY FOUNDATION**

Number and street (or P.O. box number if mail is not delivered to street address): **CHOATE HALL & STEWART LLP TWO INT'L PL**

Room/suite:

City or town, state, and ZIP code: **BOSTON, MA 02110**

A Employer identification number: **04-6746970**

B Telephone number: **(617) 248-5255**

C If exemption application is pending, check here ☐

D 1. Foreign organizations, check here ☐
2. Foreign organizations meeting the 85% test, check here and attach computation ☐

E If private foundation status was terminated under section 507(b)(1)(A), check here ☐

F If the foundation is in a 60-month termination under section 507(b)(1)(B), check here ☐

H Check type of organization: ☒ Section 501(c)(3) exempt private foundation
☐ Section 4947(a)(1) nonexempt charitable trust ☐ Other taxable private foundation

I Fair market value of all assets at end of year (from Part II, col. (c), line 16): **7,470,231.**

J Accounting method: ☒ Cash ☐ Accrual
☐ Other (specify) (Part I, column (d) must be on cash basis)

Part I Analysis of Revenue and Expenses		(a) Revenue and expenses per books	(b) Net investment income	(c) Adjusted net income	(d) Disbursements for charitable purposes (cash basis only)
Contributions, gifts, grants, etc., received				N/A	
Check <input checked="" type="checkbox"/> if the foundation is not required to attach Sch B					
Interest on savings and temporary cash investments		2,082.	2,082.		STATEMENT 2
Dividends and interest from securities		141,722.	141,722.		STATEMENT 3
6a Gross rents					
b Net rental income or (loss)					
6a Net gain or (loss) from sale of assets not on line 10		-1,050,688.			STATEMENT 1
b Gross sales price for all assets on line 6a		3,908,156.			
7 Capital gain net income (from Part IV, line 2)			0.		
8 Net short-term capital gain					
9 Income modifications					
10a Gross sales less returns and allowances					
b Less Cost of goods sold					
c Gross profit or (loss)					
11 Other income					
12 Total. Add lines 1 through 11		-906,884.	143,804.		
13 Compensation of officers, directors, trustees, etc		0.	0.		0.
14 Other employee salaries and wages					
15 Pension plans, employee benefits					
16a Legal fees STMT 4		1,815.	1,815.		0.
b Accounting fees STMT 5		6,100.	3,050.		3,050.
c Other professional fees STMT 6		40,020.	28,014.		12,006.
17 Interest					
18 Taxes STMT 7		5,143.	4,143.		0.
19 Depreciation and depletion					
20 Occupancy					
21 Travel, conferences, and meetings					
22 Printing and publications					
23 Other expenses STMT 8		82.	12.		70.
24 Total operating and administrative expenses. Add lines 13 through 23		53,160.	37,034.		15,126.
25 Contributions, gifts, grants paid		403,000.			403,000.
26 Total expenses and disbursements. Add lines 24 and 25		456,160.	37,034.		418,126.
27 Subtract line 26 from line 12:					
a Excess of revenue over expenses and disbursements		-1,363,044.			
b Net investment income (if negative, enter -0-)			106,770.		
c Adjusted net income (if negative, enter -0-)				N/A	

LHA For Privacy Act and Paperwork Reduction Act Notice, see the instructions.

Form 990-PF (2008)

Part II Balance Sheets		Attached schedules and amounts in the description column should be for end-of-year amounts only		
		Beginning of year	End of year	
		(a) Book Value	(b) Book Value	(c) Fair Market Value
Assets	1 Cash - non-interest-bearing	850.		
	2 Savings and temporary cash investments	333,536.	21,120.	21,120.
	3 Accounts receivable ▶			
	Less: allowance for doubtful accounts ▶			
	4 Pledges receivable ▶			
	Less: allowance for doubtful accounts ▶			
	5 Grants receivable			
	6 Receivables due from officers, directors, trustees, and other disqualified persons			
	7 Other notes and loans receivable ▶			
	Less: allowance for doubtful accounts ▶			
	8 Inventories for sale or use			
	9 Prepaid expenses and deferred charges			
	10a Investments - U.S. and state government obligations STMT 9	99,094.	99,094.	106,031.
	b Investments - corporate stock STMT 10	6,808,984.	5,815,608.	7,027,662.
	c Investments - corporate bonds STMT 11	354,138.	298,287.	315,418.
Liabilities	11 Investments - land, buildings, and equipment basis ▶			
	Less: accumulated depreciation ▶			
	12 Investments - mortgage loans			
	13 Investments - other			
	14 Land, buildings, and equipment basis ▶			
	Less: accumulated depreciation ▶			
	15 Other assets (describe ▶)			
	16 Total assets (to be completed by all filers)	7,596,602.	6,234,109.	7,470,231.
	17 Accounts payable and accrued expenses			
	18 Grants payable			
Net Assets or Fund Balances	19 Deferred revenue			
	20 Loans from officers, directors, trustees, and other disqualified persons			
	21 Mortgages and other notes payable			
	22 Other liabilities (describe ▶)			
	23 Total liabilities (add lines 17 through 22)	0.	0.	
	Foundations that follow SFAS 117, check here ▶ <input type="checkbox"/>			
	and complete lines 24 through 26 and lines 30 and 31			
	24 Unrestricted			
	25 Temporarily restricted			
	26 Permanently restricted			
Net Assets or Fund Balances	Foundations that do not follow SFAS 117, check here ▶ <input checked="" type="checkbox"/>			
	and complete lines 27 through 31.			
	27 Capital stock, trust principal, or current funds	7,596,602.	6,234,109.	
	28 Paid-in or capital surplus, or land, bldg., and equipment fund	0.	0.	
	29 Retained earnings, accumulated income, endowment, or other funds	0.	0.	
	30 Total net assets or fund balances	7,596,602.	6,234,109.	
	31 Total liabilities and net assets/fund balances	7,596,602.	6,234,109.	

Part III Analysis of Changes in Net Assets or Fund Balances

1 Total net assets or fund balances at beginning of year - Part II, column (a), line 30 (must agree with end-of-year figure reported on prior year's return)	1	7,596,602.
2 Enter amount from Part I, line 27a	2	-1,363,044.
3 Other increases not included in line 2 (itemize) ▶ 9/30/08 INTEREST RECEIVED 10/2/08	3	557.
4 Add lines 1, 2, and 3	4	6,234,115.
5 Decreases not included in line 2 (itemize) ▶ 9/30/09 INTEREST RECEIVED 10/2/09	5	6.
6 Total net assets or fund balances at end of year (line 4 minus line 5) - Part II, column (b), line 30	6	6,234,109.

Part IV Capital Gains and Losses for Tax on Investment Income

(a) List and describe the kind(s) of property sold (e.g., real estate, 2-story brick warehouse; or common stock, 200 shs. MLC Co.)	(b) How acquired P - Purchase D - Donation	(c) Date acquired (mo., day, yr.)	(d) Date sold (mo., day, yr.)
1a SEE STATEMENT ATTACHED	P	VARIOUS	VARIOUS
b SEE STATEMENT ATTACHED	P	VARIOUS	VARIOUS
c TYCO CLASS ACTION SETTLEMENT	P	VARIOUS	07/28/09
d CAPITAL GAINS DIVIDENDS			
e			

(e) Gross sales price	(f) Depreciation allowed (or allowable)	(g) Cost or other basis plus expense of sale	(h) Gain or (loss) (e) plus (f) minus (g)
a 645,630.		756,489.	-110,859.
b 3,222,244.		4,202,355.	-980,111.
c 5,812.			5,812.
d 34,470.			34,470.
e			

Complete only for assets showing gain in column (h) and owned by the foundation on 12/31/69			(i) Gains (Col. (h) gain minus col. (k), but not less than -0-) or Losses (from col. (h))
(i) F.M.V. as of 12/31/69	(j) Adjusted basis as of 12/31/69	(k) Excess of col. (i) over col. (j), if any	
a			-110,859.
b			-980,111.
c			5,812.
d			34,470.
e			

2 Capital gain net income or (net capital loss)	{ If gain, also enter in Part I, line 7 If (loss), enter -0- in Part I, line 7 }	2	-1,050,688.
3 Net short-term capital gain or (loss) as defined in sections 1222(5) and (6): If gain, also enter in Part I, line 8, column (c). If (loss), enter -0- in Part I, line 8	{ }	3	N/A

Part V Qualification Under Section 4940(e) for Reduced Tax on Net Investment Income

(For optional use by domestic private foundations subject to the section 4940(a) tax on net investment income.)

If section 4940(d)(2) applies, leave this part blank.

Was the foundation liable for the section 4942 tax on the distributable amount of any year in the base period?

☐ Yes ☒ No

If "Yes," the foundation does not qualify under section 4940(e). Do not complete this part.

1 Enter the appropriate amount in each column for each year; see instructions before making any entries.

(a) Base period years Calendar year (or tax year beginning in)	(b) Adjusted qualifying distributions	(c) Net value of noncharitable-use assets	(d) Distribution ratio (col. (b) divided by col. (c))
2007	240,462.	8,929,197.	.026930
2006	377,242.	7,390,422.	.051045
2005	288,165.	5,871,337.	.049080
2004	261,608.	5,797,940.	.045121
2003	271,472.	5,574,672.	.048697

2 Total of line 1, column (d)	2	.220873
3 Average distribution ratio for the 5-year base period - divide the total on line 2 by 5, or by the number of years the foundation has been in existence if less than 5 years	3	.044175
4 Enter the net value of noncharitable-use assets for 2008 from Part X, line 5	4	6,775,310.
5 Multiply line 4 by line 3	5	299,299.
6 Enter 1% of net investment income (1% of Part I, line 27b)	6	1,068.
7 Add lines 5 and 6	7	300,367.
8 Enter qualifying distributions from Part XII, line 4 If line 8 is equal to or greater than line 7, check the box in Part VI, line 1b, and complete that part using a 1% tax rate. See the Part VI instructions.	8	418,126.

Part VI Excise Tax Based on Investment Income (Section 4940(a), 4940(b), 4940(e), or 4948 - see instructions)

1a Exempt operating foundations described in section 4940(d)(2), check here <input type="checkbox"/> and enter "N/A" on line 1. Date of ruling letter: _____ (attach copy of ruling letter if necessary-see instructions)		1	1,068.
b Domestic foundations that meet the section 4940(e) requirements in Part V, check here <input checked="" type="checkbox"/> and enter 1% of Part I, line 27b		2	0.
c All other domestic foundations enter 2% of line 27b. Exempt foreign organizations enter 4% of Part I, line 12, col. (b)		3	1,068.
2 Tax under section 511 (domestic section 4947(a)(1) trusts and taxable foundations only. Others enter -0-)		4	0.
3 Add lines 1 and 2		5	1,068.
4 Subtitle A (income) tax (domestic section 4947(a)(1) trusts and taxable foundations only. Others enter -0-)			
5 Tax based on investment income. Subtract line 4 from line 3. If zero or less, enter -0-			
6 Credits/Payments:			
a 2008 estimated tax payments and 2007 overpayment credited to 2008	6a	3,107.	
b Exempt foreign organizations - tax withheld at source	6b		
c Tax paid with application for extension of time to file (Form 8868)	6c		
d Backup withholding erroneously withheld	6d		
7 Total credits and payments. Add lines 6a through 6d	7	3,107.	
8 Enter any penalty for underpayment of estimated tax. Check here <input type="checkbox"/> if Form 2220 is attached	8		
9 Tax due. If the total of lines 5 and 8 is more than line 7, enter amount owed	9		
10 Overpayment. If line 7 is more than the total of lines 5 and 8, enter the amount overpaid	10	2,039.	
11 Enter the amount of line 10 to be: Credited to 2009 estimated tax <input checked="" type="checkbox"/> 2,039. Refunded <input type="checkbox"/>	11	0.	

Part VII-A Statements Regarding Activities

	Yes	No
1a During the tax year, did the foundation attempt to influence any national, state, or local legislation or did it participate or intervene in any political campaign?		X
b Did it spend more than \$100 during the year (either directly or indirectly) for political purposes (see instructions for definition)? If the answer is "Yes" to 1a or 1b, attach a detailed description of the activities and copies of any materials published or distributed by the foundation in connection with the activities.		X
c Did the foundation file Form 1120-POL for this year?		X
d Enter the amount (if any) of tax on political expenditures (section 4955) imposed during the year: (1) On the foundation. <input checked="" type="checkbox"/> \$ 0. (2) On foundation managers. <input checked="" type="checkbox"/> \$ 0.		
e Enter the reimbursement (if any) paid by the foundation during the year for political expenditure tax imposed on foundation managers. <input checked="" type="checkbox"/> \$ 0.		
2 Has the foundation engaged in any activities that have not previously been reported to the IRS? If "Yes," attach a detailed description of the activities.		X
3 Has the foundation made any changes, not previously reported to the IRS, in its governing instrument, articles of incorporation, or bylaws, or other similar instruments? If "Yes," attach a conformed copy of the changes		X
4a Did the foundation have unrelated business gross income of \$1,000 or more during the year?		X
b If "Yes," has it filed a tax return on Form 990-T for this year?		
5 Was there a liquidation, termination, dissolution, or substantial contraction during the year? If "Yes," attach the statement required by General Instruction T.		X
6 Are the requirements of section 508(e) (relating to sections 4941 through 4945) satisfied either: • By language in the governing instrument, or • By state legislation that effectively amends the governing instrument so that no mandatory directions that conflict with the state law remain in the governing instrument?	X	
7 Did the foundation have at least \$5,000 in assets at any time during the year? If "Yes," complete Part II, col (c), and Part XV	X	
8a Enter the states to which the foundation reports or with which it is registered (see instructions) <input checked="" type="checkbox"/> MA		
b If the answer is "Yes" to line 7, has the foundation furnished a copy of Form 990-PF to the Attorney General (or designate) of each state as required by General Instruction G? If "No," attach explanation	X	
9 Is the foundation claiming status as a private operating foundation within the meaning of section 4942(j)(3) or 4942(j)(5) for calendar year 2008 or the taxable year beginning in 2008 (see instructions for Part XIV)? If "Yes," complete Part XIV		X
10 Did any persons become substantial contributors during the tax year? If "Yes," attach a schedule listing their names and addresses		X

N/A

Part VII-A Statements Regarding Activities (continued)

11	At any time during the year, did the foundation, directly or indirectly, own a controlled entity within the meaning of section 512(b)(13)? If "Yes," attach schedule (see instructions)	11		X
12	Did the foundation acquire a direct or indirect interest in any applicable insurance contract before August 17, 2008?	12		X
13	Did the foundation comply with the public inspection requirements for its annual returns and exemption application? Website address ► <u>N/A</u>	13	X	
14	The books are in care of ► <u>CHOATE HALL & STEWART LLP</u> Telephone no. ► <u>(617) 248-5255</u> Located at ► <u>TWO INTERNATIONAL PLACE, BOSTON, MA</u> ZIP+4 ► <u>02110</u>			
15	Section 4947(a)(1) nonexempt charitable trusts filing Form 990-PF in lieu of Form 1041 - Check here and enter the amount of tax-exempt interest received or accrued during the year	15		N/A

Part VII-B Statements Regarding Activities for Which Form 4720 May Be Required

File Form 4720 if any item is checked in the "Yes" column, unless an exception applies.

	Yes	No
1a During the year did the foundation (either directly or indirectly):		
(1) Engage in the sale or exchange, or leasing of property with a disqualified person?	<input type="checkbox"/> Yes <input checked="" type="checkbox"/> No	
(2) Borrow money from, lend money to, or otherwise extend credit to (or accept it from) a disqualified person?	<input type="checkbox"/> Yes <input checked="" type="checkbox"/> No	
(3) Furnish goods, services, or facilities to (or accept them from) a disqualified person?	<input type="checkbox"/> Yes <input checked="" type="checkbox"/> No	
(4) Pay compensation to, or pay or reimburse the expenses of, a disqualified person?	<input checked="" type="checkbox"/> Yes <input type="checkbox"/> No	
(5) Transfer any income or assets to a disqualified person (or make any of either available for the benefit or use of a disqualified person)?	<input type="checkbox"/> Yes <input checked="" type="checkbox"/> No	
(6) Agree to pay money or property to a government official? (Exception. Check "No" if the foundation agreed to make a grant to or to employ the official for a period after termination of government service, if terminating within 90 days.)	<input type="checkbox"/> Yes <input checked="" type="checkbox"/> No	
b If any answer is "Yes" to 1a(1)-(6), did any of the acts fail to qualify under the exceptions described in Regulations section 53.4941(d)-3 or in a current notice regarding disaster assistance (see page 20 of the instructions)? Organizations relying on a current notice regarding disaster assistance check here		1b X
c Did the foundation engage in a prior year in any of the acts described in 1a, other than excepted acts, that were not corrected before the first day of the tax year beginning in 2008?		1c X
2 Taxes on failure to distribute income (section 4942) (does not apply for years the foundation was a private operating foundation defined in section 4942(j)(3) or 4942(j)(5)):		
a At the end of tax year 2008, did the foundation have any undistributed income (lines 6d and 6e, Part XIII) for tax year(s) beginning before 2008? If "Yes," list the years ►	<input type="checkbox"/> Yes <input checked="" type="checkbox"/> No	
b Are there any years listed in 2a for which the foundation is not applying the provisions of section 4942(a)(2) (relating to incorrect valuation of assets) to the year's undistributed income? (If applying section 4942(a)(2) to all years listed, answer "No" and attach statement - see instructions.)	N/A	2b
c If the provisions of section 4942(a)(2) are being applied to any of the years listed in 2a, list the years here. ►		
3a Did the foundation hold more than a 2% direct or indirect interest in any business enterprise at any time during the year?	<input type="checkbox"/> Yes <input checked="" type="checkbox"/> No	
b If "Yes," did it have excess business holdings in 2008 as a result of (1) any purchase by the foundation or disqualified persons after May 26, 1969; (2) the lapse of the 5-year period (or longer period approved by the Commissioner under section 4943(c)(7)) to dispose of holdings acquired by gift or bequest; or (3) the lapse of the 10-, 15-, or 20-year first phase holding period? (Use Schedule C, Form 4720, to determine if the foundation had excess business holdings in 2008.)	N/A	3b
4a Did the foundation invest during the year any amount in a manner that would jeopardize its charitable purposes?		4a X
b Did the foundation make any investment in a prior year (but after December 31, 1969) that could jeopardize its charitable purpose that had not been removed from jeopardy before the first day of the tax year beginning in 2008?		4b X

Form 990-PF (2008)

Part VII-B Statements Regarding Activities for Which Form 4720 May Be Required (continued)

5a During the year did the foundation pay or incur any amount to:

(1) Carry on propaganda, or otherwise attempt to influence legislation (section 4945(e))?

☐ Yes ☒ No

(2) Influence the outcome of any specific public election (see section 4955); or to carry on, directly or indirectly, any voter registration drive?

☐ Yes ☒ No

(3) Provide a grant to an individual for travel, study, or other similar purposes?

☐ Yes ☒ No

(4) Provide a grant to an organization other than a charitable, etc., organization described in section 509(a)(1), (2), or (3), or section 4940(d)(2)?

☐ Yes ☒ No

(5) Provide for any purpose other than religious, charitable, scientific, literary, or educational purposes, or for the prevention of cruelty to children or animals?

☐ Yes ☒ No

b If any answer is "Yes" to 5a(1)-(5), did any of the transactions fail to qualify under the exceptions described in Regulations section 53.4945 or in a current notice regarding disaster assistance (see instructions)?

N/A

5b

Organizations relying on a current notice regarding disaster assistance check here

☒

c If the answer is "Yes" to question 5a(4), does the foundation claim exemption from the tax because it maintained expenditure responsibility for the grant?

N/A

☐ Yes ☐ No

If "Yes," attach the statement required by Regulations section 53.4945-5(d)

6a Did the foundation, during the year, receive any funds, directly or indirectly, to pay premiums on a personal benefit contract?

☐ Yes ☒ No

b Did the foundation, during the year, pay premiums, directly or indirectly, on a personal benefit contract?

6b

X

If you answered "Yes" to 6b, also file Form 8870

7a At any time during the tax year, was the foundation a party to a prohibited tax shelter transaction?

☐ Yes ☒ No

b If yes, did the foundation receive any proceeds or have any net income attributable to the transaction?

N/A

7b

Part VIII Information About Officers, Directors, Trustees, Foundation Managers, Highly Paid Employees, and Contractors

1 List all officers, directors, trustees, foundation managers and their compensation.

(a) Name and address	(b) Title, and average hours per week devoted to position	(c) Compensation (If not paid, enter -0-)	(d) Contributions to employee benefit plans and deferred compensation	(e) Expense account, other allowances
WILLIAM P. EGAN 128 BEACON STREET, UNIT A BOSTON, MA 02116	TRUSTEE 1.00	0.	0.	0.
F. DAVIS DASSORI CHOATE HALL & STEWART LLP TWO INT'L BOSTON, MA 02110	TRUSTEE 1.00	0.	0.	0.

2 Compensation of five highest-paid employees (other than those included on line 1). If none, enter "NONE."

(a) Name and address of each employee paid more than \$50,000	(b) Title, and average hours per week devoted to position	(c) Compensation	(d) Contributions to employee benefit plans and deferred compensation	(e) Expense account, other allowances
NONE				

Total number of other employees paid over \$50,000

0

Form 990-PF (2008)

Part VIII**Information About Officers, Directors, Trustees, Foundation Managers, Highly Paid Employees, and Contractors** (continued)**3** Five highest-paid independent contractors for professional services. If none, enter "NONE."

(a) Name and address of each person paid more than \$50,000	(b) Type of service	(c) Compensation
NONE		

Total number of others receiving over \$50,000 for professional services

0

Part IX-A Summary of Direct Charitable Activities

List the foundation's four largest direct charitable activities during the tax year. Include relevant statistical information such as the number of organizations and other beneficiaries served, conferences convened, research papers produced, etc.

	Expenses
1 N/A	
	0.
2	
3	
4	

Part IX-B Summary of Program-Related Investments

Describe the two largest program-related investments made by the foundation during the tax year on lines 1 and 2.

	Amount
1 N/A	
	0.
2	
All other program-related investments. See instructions.	
3 N/A	

Total. Add lines 1 through 3

0.

Form 990-PF (2008)

Part X Minimum Investment Return (All domestic foundations must complete this part. Foreign foundations, see instructions.)

1	Fair market value of assets not used (or held for use) directly in carrying out charitable, etc., purposes:		
a	Average monthly fair market value of securities	1a	6,628,272.
b	Average of monthly cash balances	1b	250,215.
c	Fair market value of all other assets	1c	
d	Total (add lines 1a, b, and c)	1d	6,878,487.
e	Reduction claimed for blockage or other factors reported on lines 1a and 1c (attach detailed explanation)	1e	0.
2	Acquisition indebtedness applicable to line 1 assets	2	0.
3	Subtract line 2 from line 1d	3	6,878,487.
4	Cash deemed held for charitable activities. Enter 1 1/2% of line 3 (for greater amount, see instructions)	4	103,177.
5	Net value of noncharitable-use assets. Subtract line 4 from line 3. Enter here and on Part V, line 4	5	6,775,310.
6	Minimum investment return. Enter 5% of line 5	6	338,766.

Part XI Distributable Amount (see instructions) (Section 4942(j)(3) and (j)(5) private operating foundations and certain foreign organizations check here ☐ and do not complete this part.)

1	Minimum investment return from Part X, line 6	1	338,766.
2a	Tax on investment income for 2008 from Part VI, line 5	2a	1,068.
b	Income tax for 2008. (This does not include the tax from Part VI.)	2b	
c	Add lines 2a and 2b	2c	1,068.
3	Distributable amount before adjustments. Subtract line 2c from line 1	3	337,698.
4	Recoveries of amounts treated as qualifying distributions	4	0.
5	Add lines 3 and 4	5	337,698.
6	Deduction from distributable amount (see instructions)	6	0.
7	Distributable amount as adjusted. Subtract line 6 from line 5. Enter here and on Part XIII, line 1	7	337,698.

Part XII Qualifying Distributions (see instructions)

1	Amounts paid (including administrative expenses) to accomplish charitable, etc., purposes:		
a	Expenses, contributions, gifts, etc. - total from Part I, column (d), line 26	1a	418,126.
b	Program-related investments - total from Part IX-B	1b	0.
2	Amounts paid to acquire assets used (or held for use) directly in carrying out charitable, etc., purposes	2	
3	Amounts set aside for specific charitable projects that satisfy the:		
a	Suitability test (prior IRS approval required)	3a	
b	Cash distribution test (attach the required schedule)	3b	
4	Qualifying distributions. Add lines 1a through 3b. Enter here and on Part V, line 8, and Part XIII, line 4	4	418,126.
5	Foundations that qualify under section 4940(e) for the reduced rate of tax on net investment income. Enter 1% of Part I, line 27b	5	1,068.
6	Adjusted qualifying distributions. Subtract line 5 from line 4	6	417,058.

Note. The amount on line 6 will be used in Part V, column (b), in subsequent years when calculating whether the foundation qualifies for the section 4940(e) reduction of tax in those years.

Part XIII Undistributed Income (see instructions)

	(a) Corpus	(b) Years prior to 2007	(c) 2007	(d) 2008
1 Distributable amount for 2008 from Part XI, line 7				337,698.
2 Undistributed income, if any, as of the end of 2007				
a Enter amount for 2007 only			388,736.	
b Total for prior years:		0.		
3 Excess distributions carryover, if any, to 2008:				
a From 2003				
b From 2004				
c From 2005				
d From 2006				
e From 2007				
f Total of lines 3a through e	0.			
4 Qualifying distributions for 2008 from Part XII, line 4: ► \$ 418,126.				
a Applied to 2007, but not more than line 2a			388,736.	
b Applied to undistributed income of prior years (Election required - see instructions)		0.		
c Treated as distributions out of corpus (Election required - see instructions)	0.			
d Applied to 2008 distributable amount				29,390.
e Remaining amount distributed out of corpus	0.			
5 Excess distributions carryover applied to 2008 (If an amount appears in column (d), the same amount must be shown in column (a).)	0.			0.
6 Enter the net total of each column as indicated below:				
a Corpus. Add lines 3f, 4c, and 4e. Subtract line 5	0.			
b Prior years' undistributed income. Subtract line 4b from line 2b		0.		
c Enter the amount of prior years' undistributed income for which a notice of deficiency has been issued, or on which the section 4942(a) tax has been previously assessed		0.		
d Subtract line 6c from line 6b. Taxable amount - see instructions		0.		
e Undistributed income for 2007. Subtract line 4a from line 2a. Taxable amount - see instr.			0.	
f Undistributed income for 2008. Subtract lines 4d and 5 from line 1. This amount must be distributed in 2009				308,308.
7 Amounts treated as distributions out of corpus to satisfy requirements imposed by section 170(b)(1)(F) or 4942(g)(3)	0.			
8 Excess distributions carryover from 2003 not applied on line 5 or line 7	0.			
9 Excess distributions carryover to 2009. Subtract lines 7 and 8 from line 6a	0.			
10 Analysis of line 9:				
a Excess from 2004				
b Excess from 2005				
c Excess from 2006				
d Excess from 2007				
e Excess from 2008				

Part XV **Supplementary Information** (continued)

3 Grants and Contributions Paid During the Year or Approved for Future Payment				
Recipient	If recipient is an individual, show any relationship to any foundation manager or substantial contributor	Foundation status of recipient	Purpose of grant or contribution	Amount
Name and address (home or business)				
a Paid during the year				
SEE SCHEDULE ATTACHED	N/A	PUBLIC	GENERAL	403,000.
Total				▶ 3a 403,000.
b Approved for future payment				
NONE				
Total				▶ 3b 0.

Part XVI-A Analysis of Income-Producing Activities

Enter gross amounts unless otherwise indicated.

Enter gross amounts unless otherwise indicated.		Unrelated business income		Excluded by section 512, 513, or 514		(e) Related or exempt function income
	(a) Business code	(b) Amount	(c) Exclu- sion code	(d) Amount		
1 Program service revenue:						
a _____						
b _____						
c _____						
d _____						
e _____						
f _____						
g Fees and contracts from government agencies						
2 Membership dues and assessments						
3 Interest on savings and temporary cash investments			14	2,082.		
4 Dividends and interest from securities			14	141,722.		
5 Net rental income or (loss) from real estate:						
a Debt-financed property						
b Not debt-financed property						
6 Net rental income or (loss) from personal property						
7 Other investment income						
8 Gain or (loss) from sales of assets other than inventory			18	-1,050,688.		
9 Net income or (loss) from special events						
10 Gross profit or (loss) from sales of inventory						
11 Other revenue:						
a _____						
b _____						
c _____						
d _____						
e _____						
12 Subtotal. Add columns (b), (d), and (e)		0.		-906,884.		0.
13 Total Add line 12, columns (b), (d), and (e)						-906,884.

(See worksheet in line 13 instructions to verify calculations.)

Part XVI-B Relationship of Activities to the Accomplishment of Exempt Purposes

[illegible]

Information Regarding Transfers To and Transactions and Relationships With Noncharitable Exempt Organizations

		Yes	No
1	Did the organization directly or indirectly engage in any of the following with any other organization described in section 501(c) of the Code (other than section 501(c)(3) organizations) or in section 527, relating to political organizations?		
a	Transfers from the reporting foundation to a noncharitable exempt organization of:		
	(1) Cash		X
	(2) Other assets		X
b	Other transactions:		
	(1) Sales of assets to a noncharitable exempt organization		X
	(2) Purchases of assets from a noncharitable exempt organization		X
	(3) Rental of facilities, equipment, or other assets		X
	(4) Reimbursement arrangements		X
	(5) Loans or loan guarantees		X
	(6) Performance of services or membership or fundraising solicitations		X
c	Sharing of facilities, equipment, mailing lists, other assets, or paid employees		X
d	If the answer to any of the above is "Yes," complete the following schedule. Column (b) should always show the fair market value of the goods, other assets, or services given by the reporting foundation. If the foundation received less than fair market value in any transaction or sharing arrangement, show in column (d) the value of the goods, other assets, or services received.		





[illegible]

- 2a** Is the foundation directly or indirectly affiliated with, or related to, one or more tax-exempt organizations described in section 501(c) of the Code (other than section 501(c)(3)) or in section 527? ☐ Yes ☒ No
- b** If "Yes," complete the following schedule.

(a) Name of organization	(b) Type of organization	(c) Description of relationship
N/A		

Under penalties of perjury, I declare that I have examined this return, including accompanying schedules and statements, and to the best of my knowledge and belief, it is true, correct, and complete. Declaration of preparer (other than taxpayer or fiduciary) is based on all information of which preparer has any knowledge.

Sign Here

Signature of officer or trustee 		Date <u>January 4, 2010</u>		Title TRUSTEE	
Paid Preparer's Use Only	Preparer's signature 		Date <u>1/4/10</u>		Check if self-employed <input type="checkbox"/>
	Firm's name (or yours if self-employed), address, and ZIP code CHOATE HALL & STEWART LLP TWO INTERNATIONAL PLACE BOSTON, MA 02110		EIN 		Preparer's identifying number 
				Phone no. (617) 248-5255	

Form **990-PF** (2008)

FORM 990-PF GAIN OR (LOSS) FROM SALE OF ASSETS STATEMENT 1

(A) DESCRIPTION OF PROPERTY	(B) GROSS SALES PRICE	(C) COST OR OTHER BASIS	(D) EXPENSE OF SALE	MANNER ACQUIRED PURCHASED	DATE ACQUIRED VARIOUS	DATE SOLD VARIOUS
SEE STATEMENT ATTACHED	645,630.	756,489.	0.			
				(E) DEPREC.	(F) GAIN OR LOSS	
						-110,859.

(A) DESCRIPTION OF PROPERTY	(B) GROSS SALES PRICE	(C) COST OR OTHER BASIS	(D) EXPENSE OF SALE	MANNER ACQUIRED PURCHASED	DATE ACQUIRED VARIOUS	DATE SOLD VARIOUS
SEE STATEMENT ATTACHED	3,222,244.	4,202,355.	0.			
				(E) DEPREC.	(F) GAIN OR LOSS	
						-980,111.

(A) DESCRIPTION OF PROPERTY	(B) GROSS SALES PRICE	(C) COST OR OTHER BASIS	(D) EXPENSE OF SALE	MANNER ACQUIRED PURCHASED	DATE ACQUIRED VARIOUS	DATE SOLD 07/28/09
TYCO CLASS ACTION SETTLEMENT	5,812.	0.	0.			
				(E) DEPREC.	(F) GAIN OR LOSS	
						5,812.

CAPITAL GAINS DIVIDENDS FROM PART IV	34,470.
TOTAL TO FORM 990-PF, PART I, LINE 6A	-1,050,688.

FORM 990-PF INTEREST ON SAVINGS AND TEMPORARY CASH INVESTMENTS STATEMENT 2

SOURCE	AMOUNT
BLACKROCK FEDERAL TRUST FUND	2,082.
TOTAL TO FORM 990-PF, PART I, LINE 3, COLUMN A	2,082.

FORM 990-PF DIVIDENDS AND INTEREST FROM SECURITIES STATEMENT 3

SOURCE	GROSS AMOUNT	CAPITAL GAINS DIVIDENDS	COLUMN (A) AMOUNT
DIVIDENDS AND INTEREST FROM SECURITIES	176,192.	34,470.	141,722.
TOTAL TO FM 990-PF, PART I, LN 4	176,192.	34,470.	141,722.

FORM 990-PF LEGAL FEES STATEMENT 4

DESCRIPTION	(A) EXPENSES PER BOOKS	(B) NET INVEST- MENT INCOME	(C) ADJUSTED NET INCOME	(D) CHARITABLE PURPOSES
CHOATE HALL & STEWART LLP - LEGAL RE: ZWEIG DIMENNA MERGER	1,815.	1,815.		0.
TO FM 990-PF, PG 1, LN 16A	1,815.	1,815.		0.

FORM 990-PF ACCOUNTING FEES STATEMENT 5

DESCRIPTION	(A) EXPENSES PER BOOKS	(B) NET INVEST- MENT INCOME	(C) ADJUSTED NET INCOME	(D) CHARITABLE PURPOSES
CHOATE HALL & STEWART LLP - TAX PREPARATION FEE	6,100.	3,050.		3,050.
TO FORM 990-PF, PG 1, LN 16B	6,100.	3,050.		3,050.

FORM 990-PF	OTHER PROFESSIONAL FEES	STATEMENT	6
-------------	-------------------------	-----------	---

DESCRIPTION	(A) EXPENSES PER BOOKS	(B) NET INVEST- MENT INCOME	(C) ADJUSTED NET INCOME	(D) CHARITABLE PURPOSES
CHOATE HALL & STEWART LLP				
INVESTMENT MANAGEMENT, RECORDKEEPING, CUSTODY, AND GRANT ADMINISTRATION	40,020.	28,014.		12,006.
TO FORM 990-PF, PG 1, LN 16C	40,020.	28,014.		12,006.

FORM 990-PF	TAXES	STATEMENT	7
-------------	-------	-----------	---

DESCRIPTION	(A) EXPENSES PER BOOKS	(B) NET INVEST- MENT INCOME	(C) ADJUSTED NET INCOME	(D) CHARITABLE PURPOSES
ESTIMATED EXCISE TAX F/Y/E 9/30/09	1,000.	0.		0.
FOREIGN TAXES WITHHELD ON DIVIDENDS	4,143.	4,143.		0.
TO FORM 990-PF, PG 1, LN 18	5,143.	4,143.		0.

FORM 990-PF	OTHER EXPENSES	STATEMENT	8
-------------	----------------	-----------	---

DESCRIPTION	(A) EXPENSES PER BOOKS	(B) NET INVEST- MENT INCOME	(C) ADJUSTED NET INCOME	(D) CHARITABLE PURPOSES
COMMONWEALTH OF MASSACHUSETTS - FILING FEE FOR PC FOR F/Y/E 9/30/08	70.	0.		70.
FOREIGN DIVIDEND AGENCY FEES	12.	12.		0.
TO FORM 990-PF, PG 1, LN 23	82.	12.		70.

FORM 990-PF	U.S. AND STATE/CITY GOVERNMENT OBLIGATIONS	STATEMENT	9
-------------	--	-----------	---

DESCRIPTION	U.S. GOV'T	OTHER GOV'T	BOOK VALUE	FAIR MARKET VALUE
SEE SCHEDULE ATTACHED	X		99,094.	106,031.
TOTAL U.S. GOVERNMENT OBLIGATIONS			99,094.	106,031.
TOTAL STATE AND MUNICIPAL GOVERNMENT OBLIGATIONS				
TOTAL TO FORM 990-PF, PART II, LINE 10A			99,094.	106,031.

FORM 990-PF	CORPORATE STOCK	STATEMENT	10
-------------	-----------------	-----------	----

DESCRIPTION	BOOK VALUE	FAIR MARKET VALUE
SEE SCHEDULE ATTACHED	4,719,192.	5,833,835.
SEE SCHEDULE ATTACHED	1,096,416.	1,193,827.
TOTAL TO FORM 990-PF, PART II, LINE 10B	5,815,608.	7,027,662.

FORM 990-PF	CORPORATE BONDS	STATEMENT	11
-------------	-----------------	-----------	----

DESCRIPTION	BOOK VALUE	FAIR MARKET VALUE
SEE SCHEDULE ATTACHED	298,287.	315,418.
TOTAL TO FORM 990-PF, PART II, LINE 10C	298,287.	315,418.

Statement of Assets

Account: 853260016

Duniry Foundation Trust
Dated November 24, 1993

As of 9/30/2009



Symbol	Asset Description	Maturity Date	Units/Shares or Face Value	Total Cost	Market Price	Market Value
012 Exchange Traded Fund						
EWC	I Shares Canada Index Fund		3,660.0000	\$70,836.73	\$25.48	\$93,256.80
EEM	Ishares Trust MSCI Emerging Mkts		540.0000	\$15,805.80	\$38.91	\$21,011.40
IJR	S&P Small Cap 600 Fund		2,670.0000	\$143,723.96	\$52.34	\$139,747.80
MDY	Midcap Spdr		1,965.0000	\$231,245.71	\$125.27	\$246,155.55
VVO	Vanguard Intl Eq Index Emerging Mkts		5,500.0000	\$155,531.75	\$38.53	\$211,915.00
			Total:	\$617,143.95		\$712,086.55
040 Equity Mutual Funds						
BLUEX	Brandywine Blue Fund Inc		8,076.9230	\$151,200.00	\$20.67	\$166,950.00
DODGX	Dodge & Cox Stock Fund Com		1,994.9860	\$151,200.00	\$92.24	\$184,017.51
VIFSX	Vanguard 500 Index Signal Shares		20,001.4520	\$1,377,100.00	\$80.50	\$1,610,116.89
99999ZDI6	Zweig-Dimenna International Limited Class A Series 5		19.9680	\$999,671.70	\$85,368.50	\$1,704,638.21
			Total:	\$2,679,171.70		\$3,665,722.61
100 International Equity Mutual Funds						
FIGRX	Fidelity Invt Tr Intl Discovery Fund		14,520.0750	\$556,700.00	\$29.63	\$430,229.83
FSIVX	Fidelity Intl Mkt Index		14,728.3810	\$402,976.47	\$33.55	\$494,137.18
LZEMX	Lazard Fds Inc Emerging Mkts Instl Sh		12,946.0060	\$148,700.00	\$17.46	\$226,037.26
MINIX	MFS Ser Tr X Intl Value Fd Cl I		12,879.1020	\$314,500.00	\$23.73	\$305,621.09
			Total:	\$1,422,876.47		\$1,456,025.36
200 Corporate Bonds						
263534BK4	Dupont Dtd 11/12/2002 4.75% 11/15/2012	11/15/2012	75,000.0000	\$75,750.00	\$107.49	\$80,617.73
38141GEA8	Goldman Sachs Group Dtd 1/12/2005 5.125% 1/15/2015	1/15/2015	75,000.0000	\$73,387.50	\$104.50	\$78,377.10
			Total:	\$149,137.50		\$158,994.83
305 Fixed Income Mutual Fund						
PTTRX	Pimco Total Return Fd-Inst		7,232.2200	\$74,149.73	\$10.92	\$78,975.84
VBTSX	Vanguard Total BD MKT Index Signal Shs		7,418.3980	\$75,000.00	\$10.44	\$77,448.08
			Total:	\$149,149.73		\$156,423.92
410 U.S. Treasury Notes & Bonds						
9128276T4	United States Treas Bds Dtd 2/15/2000 5% 2/15/2011	2/15/2011	100,000.0000	\$99,093.75	\$106.03	\$106,031.25
			Total:	\$99,093.75		\$106,031.25
500 Money Market Funds						

Statement of Assets

Account: 853260016

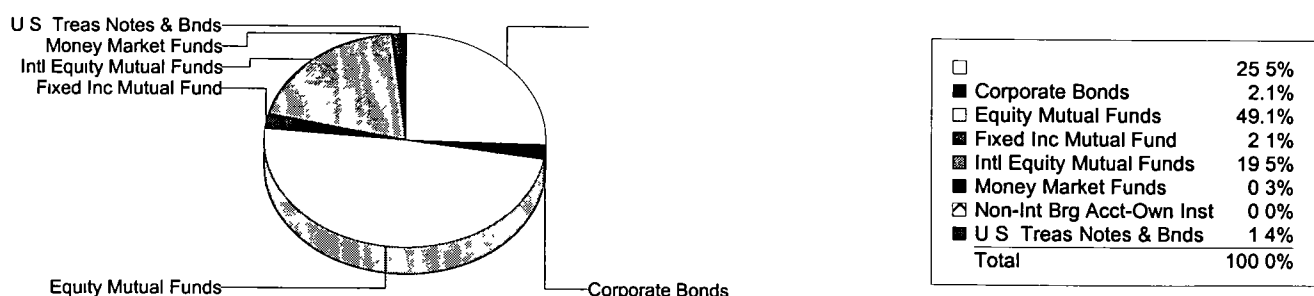
Duniry Foundation Trust

Dated November 24, 1993

As of 9/30/2009

Symbol	Asset Description	Maturity Date	Units/Shares or Face Value	Total Cost	Market Price	Market Value
09248U874	Blackrock Federal Trust Fund		21,119.7000	\$21,119.70	\$1.00	\$21,119.70
			Total:	\$21,119.70		\$21,119.70
900 Alternative						
FFD	Morgan Stanley Frontier Emerging Mkts Fd		10,800.0000	\$98,776.67	\$11.78	\$127,224.00
RWX	Spdr Index Fds DJ Wilshire Intl RI Est		2,575.0000	\$78,628.77	\$35.34	\$91,000.50
BWX	Spdr Ser Tr Barclays Cap Intl Treas Bd		3,120.0000	\$161,411.00	\$58.43	\$182,301.60
			Total	\$338,816.44		\$400,526.10
901 Alternative						
CRSOX	Credit Suisse Commod Return Strat Fd Com		26,459.9220	\$197,000.00	\$8.36	\$221,204.95
MEDIX	MFS Ser Tr X Emerging Mkts Debt Fd CI I		14,620.7590	\$175,000.00	\$14.03	\$205,129.25
TRIAX	Price T Rowe Instl Fds Africa & Mid East		22,168.6750	\$92,000.00	\$5.55	\$123,036.15
TRREX	T Rowe Price Real Estate Fd Inc		19,027.3500	\$293,600.00	\$12.82	\$243,930.64
			Total:	\$757,600.00		\$793,300.99
Grand Total:				\$6,234,109.24		\$7,470,231.31

Market Value by Asset Type



ACCT 2YX6 853260016
FROM 10/01/2008
TO 09/30/2009

CHOATE, HALL & STEWART LLP
STATEMENT OF CAPITAL GAINS AND LOSSES
DUNIRY FOUNDATION TRUST

PAGE 49

RUN 10/30/2009
02.38.22 PM

TRUST YEAR ENDING 09/30/2009

TAX PREPARER TPK
TRUST ADMINISTRATOR FDL
INVESTMENT OFFICER MS3

LEGEND F - FEDERAL S - STATE I - INHERITED
E - EXEMPT FROM STATE U - ACQ COST UNKNOWN

PROPERTY DESCRIPTION	SHARES	DATE	SALES PRICE	COST BASIS	GAIN/LOSS	TERM
500 0000 AFLAC INC COM - 001055102						
SOLD		11/04/2008	23867 03			
ACQ	500 0000	08/03/2007	23867 03	25932 50	-2065 47	LT15
5 0000 BERKSHIRE HATHAWAY INC DEL CL B - 084670207						
SOLD		11/04/2008	19609 59			
ACQ	5 0000	02/06/2007	19609 59	18130 50	1479 09	LT15
500 0000 CHEVRONTXACO CORP COM - 166764100						
SOLD		11/04/2008	38755 78			
ACQ	500 0000	01/08/2001	38755 78	20499 37	18256 41	LT15
1000 0000 CISCO SYS INC COM - 17275R102						
SOLD		11/04/2008	18280 70			
ACQ	1000 0000	01/08/2001	18280 70	34937 50	-16656 80	LT15
500 0000 COGNIZANT TECNOLOGY SOLUTIONS CL A - 192446102						
SOLD		11/04/2008	10191 74			
ACQ	500 0000	02/06/2007	10191 74	23135 00	-12943 26	LT15
900 0000 COMCAST CORP NEW CL A - 20030N101						
SOLD		11/04/2008	15938 91			
ACQ	900 0000	07/30/2007	15938 91	24552 00	-8613 09	LT15
1700 0000 COMCAST CORP NEW CL A - 20030N101						
SOLD		11/04/2008	30106 83			
ACQ	1700 0000	11/20/2007	30106.83	32503 83	-2397 00	ST
600 0000 CONOCOPHILLIPS - 20825C104						
SOLD		11/04/2008	32525.94			
ACQ	600 0000	02/06/2007	32525.94	40008 00	-7482 06	LT15
1300 0000 DELL INC - 24702R101						
SOLD		11/04/2008	16795.91			
ACQ	1300 0000	05/09/2003	16795.91	40456.00	-23660 09	LT15
500 0000 ENCAN CORP COM - 292505104						
SOLD		11/04/2008	26358.85			
ACQ	500 0000	02/06/2007	26358 85	24375 00	1983 85	LT15
500 0000 EXXON MOBIL CORP COM - 30231G102						
SOLD		11/04/2008	38234 64			
ACQ	500 0000	01/08/2001	38234.64	20983 12	17251 52	LT15
400 0000 GENERAL DYNAMICS CORP COM - 369550108						
SOLD		11/04/2008	25227.13			
ACQ	400 0000	09/18/2007	25227.13	32319 76	-7092 63	LT15
100 0000 JOHNSON & JOHNSON COM - 478160104						
SOLD		11/04/2008	6150 11			
ACQ	100 0000	01/19/1999	6150.11	4951 25	1198 86	LT15
500 0000 JOHNSON & JOHNSON COM - 478160104						
SOLD		11/04/2008	30750 52			
ACQ	500 0000	07/30/2007	30750 52	30085 00	665 52	LT15
1300 0000 MICROSOFT CORP COM - 594918104						
SOLD		11/04/2008	30198 83			
ACQ	1300 0000	01/08/2001	30198.83	31037 50	-838 67	LT15
200 0000 MICROSOFT CORP COM - 594918104						
SOLD		11/04/2008	4645.97			
ACQ	200 0000	08/03/2007	4645.97	5832 00	-1186 03	LT15
1300 0000 MOODYS CORP COM - 615369105						
SOLD		11/04/2008	32562.20			
ACQ	1300 0000	09/18/2007	32562 20	61214 40	-28652 20	LT15
500 0000 NOKIA CORP SPONSORED ADR - 654902204						
SOLD		11/04/2008	8274.95			
ACQ	500 0000	08/08/2007	8274.95	15310 00	-7035 05	LT15
1000 0000 OMNICO GROUP COM - 681919106						
SOLD		11/04/2008	29960.63			
ACQ	1000.0000	02/06/2007	29960 63	52340 00	-22379 37	LT15
1200 0000 PFIZER INC COM - 717081103						
SOLD		11/04/2008	21779 88			
ACQ	1200 0000	06/29/1995	21779 88	7243 12	14536 76	LT15
200 0000 PFIZER INC COM - 717081103						
SOLD		11/04/2008	3629 98			
ACQ	200.0000	01/08/2001	3629.98	8442.50	-4812 52	LT15
600 0000 PFIZER INC COM - 717081103						
SOLD		11/04/2008	10889 94			
ACQ	600.0000	08/08/2007	10889 94	14634 00	-3744 06	LT15
500 0000 PROCTER & GAMBLE CO COM - 742718109						
SOLD		11/04/2008	32861 96			
ACQ	500 0000	07/30/2007	32861 96	31758 33	1103 63	LT15
2500 0000 CEF SELECT SECTOR SPDR FUND - 81369Y100						
SOLD		11/04/2008	67174 62			
ACQ	2500 0000	04/03/2008	67174 62	106150 00	-38975 38	ST
1500 0000 STAPLES INC COM - 855030102						
SOLD		11/04/2008	28784 83			
ACQ	1500 0000	07/20/2007	28784 83	37635 00	-8850 17	LT15
800 0000 TJX COS INC NEW COM - 872540109						
SOLD		11/04/2008	20919.96			
ACQ	800 0000	02/06/2007	20919 96	22672 73	-1752.77	LT15
100 0000 TEVA PHARMACEUTICAL INDS LTD ADR - 881624209						
SOLD		11/04/2008	4217 98			
ACQ	100 0000	08/06/2004	4217 98	2848 00	1369 98	LT15
500 0000 TEVA PHARMACEUTICAL INDS LTD ADR - 881624209						
SOLD		11/04/2008	21089 88			
ACQ	500 0000	08/08/2007	21089 88	21735 00	-645 12	LT15

ACCT 2YX6 853260016
FROM 10/01/2008
TO 09/30/2009

CHOATE, HALL & STEWART LLP
STATEMENT OF CAPITAL GAINS AND LOSSES
DUNIRY FOUNDATION TRUST

PAGE 50

RUN 10/30/2009
02:38 22 PM

TRUST YEAR ENDING 09/30/2009

TAX PREPARER TPK
TRUST ADMINISTRATOR FDL
INVESTMENT OFFICER: MS3

LEGEND: F - FEDERAL S - STATE I - INHERITED
E - EXEMPT FROM STATE U - ACQ COST UNKNOWN

PROPERTY DESCRIPTION	SHARES	DATE	SALES PRICE	COST BASIS	GAIN/LOSS	TERM
400 0000 3 M CO COM - 88579Y101						
SOLD		11/04/2008	26025.62			
ACQ 400 0000		07/31/2007	26025.62	35836 00	-9810 38	LT15
350 0000 3 M CO COM - 88579Y101						
SOLD		11/04/2008	22772.41			
ACQ 350 0000		02/06/2007	22772.41	26103 00	-3330 59	LT15
450 0000 UNITED TECHNOLOGIES CORP COM - 913017109						
SOLD		11/04/2008	25459.10			
ACQ 450 0000		07/31/2007	25459.10	33134 50	-7675.40	LT15
50 0000 UNITED TECHNOLOGIES CORP COM - 913017109						
SOLD		11/04/2008	2828.79			
ACQ 50 0000		02/06/2007	2828.79	3422.38	-593 59	LT15
600 0000 WALGREEN CO COM - 931422109						
SOLD		11/04/2008	15197.92			
ACQ 600 0000		07/30/2007	15197 92	26944 33	-11746 41	LT15
750 0000 WELLS FARGO & CO NEW - 949746101						
SOLD		11/04/2008	26115 97			
ACQ 750 0000		02/06/2007	26115.97	26977 50	-861 53	LT15
1200 0000 IPATH COMMODITY INDEX ETN - 06738C778						
SOLD		01/21/2009	40215.61			
ACQ 1200 0000		09/02/2008	40215.61	67692 12	-27476 51	ST
800 0000 IPATH COMMODITY INDEX ETN - 06738C778						
SOLD		01/21/2009	26810 41			
ACQ 800 0000		11/04/2008	26810 41	33608 64	-6798 23	ST
300 0000 CHEVRONTXACO CORP COM - 166764100						
SOLD		01/21/2009	21096.30			
ACQ 300 0000		01/08/2001	21096.30	12299 62	8796 68	LT15
700 0000 CISCO SYS INC COM - 17275R102						
SOLD		01/21/2009	10639.94			
ACQ 700 0000		01/08/2001	10639.94	24456 25	-13816 31	LT15
300 0000 COGNIZANT TECHNOLOGY SOLUTIONS CL A - 192446102						
SOLD		01/21/2009	5673.86			
ACQ 300 0000		02/06/2007	5673 86	13881 00	-8207 14	LT15
1000 0000 COMCAST CORP NEW CL A - 20030N101						
SOLD		01/21/2009	14660 91			
ACQ 1000 0000		11/20/2007	14660 91	19119 90	-4458 99	LT15
700 0000 DELL INC - 24702R101						
SOLD		01/21/2009	6947 11			
ACQ 700.0000		05/16/2007	6947 11	18032 00	-11084 89	LT15
1000 0000 DELL INC - 24702R101						
SOLD		01/21/2009	9924 44			
ACQ 1000.0000		07/30/2007	9924.44	27830.00	-17905 56	LT15
1300 0000 DELL INC - 24702R101						
SOLD		01/21/2009	12901.78			
ACQ 1300 0000		08/02/2007	12901.78	36699 00	-23797 22	LT15
500 0000 DELL INC - 24702R101						
SOLD		01/21/2009	4962.22			
ACQ 500 0000		05/09/2003	4962.22	15560 00	-10597 78	LT15
1600 0000 EBAY INC COM - 278642103						
SOLD		01/21/2009	20687.88			
ACQ 1600 0000		11/20/2007	20687 88	50526 56	-29838 68	LT15
300 0000 EXXON MOBIL CORP COM - 30231G102						
SOLD		01/21/2009	23516.86			
ACQ 300 0000		01/08/2001	23516.86	12589 88	10926 98	LT15
350 0000 GENERAL DYNAMICS CORP COM - 369550108						
SOLD		01/21/2009	18636 69			
ACQ 350 0000		09/18/2007	18636 69	28279 79	-9643 10	LT15
700 0000 JPMORGAN USD EMERGING MKTS BD FD - 464288281						
SOLD		01/21/2009	57469 67			
ACQ 700 0000		09/02/2008	57469.67	69605 62	-12135 95	ST
600 0000 JOHNSON & JOHNSON COM - 478160104						
SOLD		01/21/2009	33593 81			
ACQ 600 0000		01/19/1999	33593 81	29707.50	3886 31	LT15
300 0000 MICROSOFT CORP COM - 594918104						
SOLD		01/21/2009	5675 97			
ACQ 300 0000		01/08/2001	5675 97	7162 50	-1486 53	LT15
500 0000 MICROSOFT CORP COM - 594918104						
SOLD		01/21/2009	9459 94			
ACQ 500 0000		06/16/1998	9459 94	10843 75	-1383 81	LT15
4651 1630 PIMCO TOTAL RETURN FD-INST - 693390700						
SOLD		01/21/2009	47395 35			
ACQ 4651.1630		09/04/2008	47395 35	50000 00	-2604 65	ST
255 6080 PIMCO TOTAL RETURN FD-INST - 693390700						
SOLD		01/21/2009	2604 65			
ACQ 255 6080		11/09/2007	2604 65	2719 67	-115 02	LT15
450.0000 PEPSICO INC COM - 713448108						
SOLD		01/21/2009	22444 52			
ACQ 450 0000		08/08/2007	22444 52	31243 50	-8798 98	LT15
150 0000 PEPSICO INC COM - 713448108						
SOLD		01/21/2009	7481.51			
ACQ 150 0000		07/30/2007	7481.51	9909.00	-2427 49	LT15
100 0000 PROCTER & GAMBLE CO COM - 742718109						
SOLD		01/21/2009	5706.64			
ACQ 100 0000		07/30/2007	5706.64	6351 67	-645 03	LT15

ACCT 2YX6 853260016
FROM 10/01/2008
TO 09/30/2009

CHOATE, HALL & STEWART LLP
STATEMENT OF CAPITAL GAINS AND LOSSES
DUNIRY FOUNDATION TRUST

PAGE 51

RUN 10/30/2009
02:38 22 PM

TRUST YEAR ENDING 09/30/2009

TAX PREPARER TPK
TRUST ADMINISTRATOR FDL
INVESTMENT OFFICER MS3

LEGEND. F - FEDERAL S - STATE I - INHERITED
E - EXEMPT FROM STATE U - ACQ COST UNKNOWN

PROPERTY DESCRIPTION	SHARES	DATE	SALES PRICE	COST BASIS	GAIN/LOSS	TERM
500 0000 PROCTER & GAMBLE CO COM - 742718109						
SOLD		01/21/2009	28533.18			
ACQ	500 0000	07/31/2007	28533.18	31298.00	-2764.82	LT15
1500 0000 STAPLES INC COM - 855030102						
SOLD		01/21/2009	24138.91			
ACQ	1500 0000	07/20/2007	24138.91	37635.00	-13496.09	LT15
800 0000 TJX COS INC NEW COM - 872540109						
SOLD		01/21/2009	15683.91			
ACQ	800 0000	02/06/2007	15683.91	22672.73	-6988.82	LT15
600 0000 TEVA PHARMACEUTICAL INDS LTD ADR - 881624209						
SOLD		01/21/2009	25626.15			
ACQ	600 0000	08/06/2004	25626.15	17088.00	8538.15	LT15
250 0000 3 M CO COM - 88579Y101						
SOLD		01/21/2009	13413.52			
ACQ	250 0000	02/06/2007	13413.52	18645.00	-5231.48	LT15
300 0000 V F CORP - 918204108						
SOLD		01/21/2009	16024.71			
ACQ	300 0000	07/31/2007	16024.71	26037.00	-10012.29	LT15
200 0000 V F CORP - 918204108						
SOLD		01/21/2009	10683.14			
ACQ	200 0000	02/06/2007	10683.14	15591.38	-4908.24	LT15
300 0000 WAL MART STORES INC COM - 931142103						
SOLD		01/21/2009	14606.91			
ACQ	300 0000	08/02/2007	14606.91	14037.00	569.91	LT15
100 0000 WALGREEN CO COM - 931422109						
SOLD		01/21/2009	2607.63			
ACQ	100 0000	07/30/2007	2607.63	4490.72	-1883.09	LT15
800 0000 WALGREEN CO COM - 931422109						
SOLD		01/21/2009	20861.00			
ACQ	800 0000	08/02/2007	20861.00	35895.20	-15034.20	LT15
850 0000 CITIGROUP INC - 172967101						
SOLD		01/30/2009	3101.65			
ACQ	850 0000	08/02/2007	3101.65	39933.00	-36831.35	LT15
800 0000 CITIGROUP INC - 172967101						
SOLD		01/30/2009	2919.20			
ACQ	800 0000	02/06/2007	2919.20	44072.00	-41152.80	LT15
900 0000 CITIGROUP INC - 172967101						
SOLD		01/30/2009	3284.11			
ACQ	900 0000	08/06/2004	3284.11	39123.00	-35838.89	LT15
750 0000 CITIGROUP INC - 172967101						
SOLD		01/30/2009	2736.75			
ACQ	750 0000	11/13/2003	2736.75	35400.00	-32663.25	LT15
100 0000 AFLAC INC COM - 001055102						
SOLD		05/01/2009	2944.85			
ACQ	100 0000	08/03/2007	2944.85	5186.50	-2241.65	LT15
2000 0000 AFLAC INC COM - 001055102						
SOLD		05/01/2009	58897.08			
ACQ	2000 0000	02/06/2007	58897.08	97920.00	-39022.92	LT15
500 0000 ABBOTT LABS COM - 002824100						
SOLD		05/01/2009	20655.46			
ACQ	500 0000	01/21/2009	20655.46	26215.40	-5559.94	ST
300 0000 BARD C R CO COM - 067383109						
SOLD		05/01/2009	21398.95			
ACQ	300 0000	01/21/2009	21398.95	25916.73	-4517.78	ST
10 0000 BERKSHIRE HATHAWAY INC DEL CL B - 084670207						
SOLD		05/01/2009	30375.35			
ACQ	10 0000	07/30/2007	30375.35	35981.50	-5606.15	LT15
25 0000 BERKSHIRE HATHAWAY INC DEL CL B - 084670207						
SOLD		05/01/2009	75938.37			
ACQ	25 0000	02/06/2007	75938.37	90652.50	-14714.13	LT15
1300 0000 CHEVRONTXACO CORP COM - 166764100						
SOLD		05/01/2009	86379.79			
ACQ	1300 0000	01/08/2001	86379.79	53298.38	33081.41	LT15
600 0000 CISCO SYS INC COM - 17275R102						
SOLD		05/01/2009	11761.44			
ACQ	600 0000	08/03/2007	11761.44	17856.00	-6094.56	LT15
500 0000 CISCO SYS INC COM - 17275R102						
SOLD		05/01/2009	9801.20			
ACQ	500 0000	07/30/2007	9801.20	14775.00	-4973.80	LT15
1800 0000 CISCO SYS INC COM - 17275R102						
SOLD		05/01/2009	35284.31			
ACQ	1800 0000	01/08/2001	35284.31	62887.50	-27603.19	LT15
400 0000 COGNIZANT TECHNOLOGY SOLUTIONS CL A - 192446102						
SOLD		05/01/2009	9966.58			
ACQ	400 0000	11/05/2007	9966.58	15640.00	-5673.42	LT15
800 0000 COGNIZANT TECHNOLOGY SOLUTIONS CL A - 192446102						
SOLD		05/01/2009	19933.16			
ACQ	800 0000	07/20/2007	19933.16	34390.00	-14456.84	LT15
800 0000 COGNIZANT TECHNOLOGY SOLUTIONS CL A - 192446102						
SOLD		05/01/2009	19933.16			
ACQ	800 0000	02/06/2007	19933.16	37016.00	-17082.84	LT15
400 0000 COMCAST CORP NEW CL A - 20030N101						
SOLD		05/01/2009	6460.35			
ACQ	400 0000	11/20/2007	6460.35	7647.96	-1187.61	LT15

ACCT 2YX6 853260016
FROM 10/01/2008
TO 09/30/2009

CHOATE, HALL & STEWART LLP
STATEMENT OF CAPITAL GAINS AND LOSSES
DUNIRY FOUNDATION TRUST

PAGE 52

RUN 10/30/2009
02:38:22 PM

TRUST YEAR ENDING 09/30/2009

TAX PREPARER TPK
TRUST ADMINISTRATOR FDL
INVESTMENT OFFICER MS3

LEGEND: F - FEDERAL S - STATE I - INHERITED
E - EXEMPT FROM STATE U - ACQ COST UNKNOWN

PROPERTY DESCRIPTION	SHARES	DATE	SALES PRICE	COST BASIS	GAIN/LOSS	TERM
3600 0000 COMCAST CORP NEW CL A - 20030N101						
SOLD		05/01/2009	58143 18			
ACQ 3600 0000		01/10/1985	58143 18	5018 53	53124 65	LT15
600 0000 CONOCOPHILLIPS - 20825C104						
SOLD		05/01/2009	25451 33			
ACQ 600 0000		02/06/2007	25451 33	40008 00	-14556 67	LT15
2200 0000 DELL INC - 24702R101						
SOLD		05/01/2009	25963 72			
ACQ 2200 0000		02/06/2007	25963.72	52316 00	-26352 28	LT15
300 0000 DELL INC - 24702R101						
SOLD		05/01/2009	3540.51			
ACQ 300 0000		05/16/2007	3540 51	7728 00	-4187.49	LT15
1700 0000 EBAY INC COM - 278642103						
SOLD		05/01/2009	27947 27			
ACQ 1700 0000		11/20/2007	27947 27	53684 47	-25737 20	LT15
1000 0000 ENCANNA CORP COM - 292505104						
SOLD		05/01/2009	47872 07			
ACQ 1000.0000		02/06/2007	47872 07	48750 00	-877 93	LT15
1140 0000 EXXON MOBIL CORP COM - 30231G102						
SOLD		05/01/2009	76681 15			
ACQ 1140 0000		07/30/1997	76681 15	32877.35	43803 80	LT15
160 0000 EXXON MOBIL CORP COM - 30231G102						
SOLD		05/01/2009	10762 27			
ACQ 160 0000		01/08/2001	10762 27	6714 60	4047.67	LT15
599 6060 FIDELITY INTL MKT INDEX - 315911875						
SOLD		05/01/2009	15200 00			
ACQ 599 6060		09/04/2008	15200 00	22023.53	-6823 53	ST
550 0000 GENERAL DYNAMICS CORP COM - 369550108						
SOLD		05/01/2009	28665 59			
ACQ 550 0000		09/18/2007	28665 59	44439 67	-15774 08	LT15
800 0000 GENERAL ELEC CO COM - 369604103						
SOLD		05/01/2009	10183 82			
ACQ 800 0000		11/05/2007	10183 82	32144 00	-21960 18	LT15
1000 0000 GENERAL ELEC CO COM - 369604103						
SOLD		05/01/2009	12729 77			
ACQ 1000 0000		08/08/2007	12729 77	39830 00	-27100 23	LT15
1300 0000 GENERAL ELEC CO COM - 369604103						
SOLD		05/01/2009	16548 70			
ACQ 1300 0000		05/16/2007	16548 70	47853 00	-31304 30	LT15
1100 0000 GENERAL ELEC CO COM - 369604103						
SOLD		05/01/2009	14002 75			
ACQ 1100 0000		06/29/1995	14002 75	8752 50	5250 25	LT15
900 0000 GENERAL ELEC CO COM - 369604103						
SOLD		05/01/2009	11456.79			
ACQ 900 0000		07/30/1997	11456 79	21345 00	-9888 21	LT15
300 0000 GENERAL ELEC CO COM - 369604103						
SOLD		05/01/2009	3818 93			
ACQ 300 0000		01/08/2001	3818 93	13657 50	-9838 57	LT15
80 0000 GOOGLE INC - 38259P508						
SOLD		05/01/2009	31552.88			
ACQ 80.0000		01/21/2009	31552 88	23968 00	7584 88	ST
700 0000 HEWLETT PACKARD CO COM - 428236103						
SOLD		05/01/2009	25325 34			
ACQ 700 0000		01/21/2009	25325 34	24299 52	1025 82	ST
300 0000 INTERNATIONAL BUSINESS MACHS COM - 459200101						
SOLD		05/01/2009	31254 18			
ACQ 300.0000		01/21/2009	31254.18	27159 30	4094 88	ST
3900 0000 ISHARES TRUST MSCI EAFE INDEX FUND - 464287465						
SOLD		05/01/2009	165156 07			
ACQ 3900 0000		02/06/2007	165156 07	293026 16	-127870 09	LT15
700 0000 JPMORGAN USD EMERGING MKTS BD FD - 464288281						
SOLD		05/01/2009	63244.07			
ACQ 700 0000		11/04/2008	63244.07	56220 43	7023 64	ST
1000 0000 JOHNSON & JOHNSON COM - 478160104						
SOLD		05/01/2009	52280.05			
ACQ 1000.0000		01/19/1999	52280.05	49512 50	2767 55	LT15
400 0000 JOHNSON & JOHNSON COM - 478160104						
SOLD		05/01/2009	20912 02			
ACQ 400 0000		01/08/2001	20912.02	19617 50	1294 52	LT15
2500 0000 MICROSOFT CORP COM - 594918104						
SOLD		05/01/2009	49819 71			
ACQ 2500.0000		06/16/1998	49819.71	23856 25	25963 46	LT15
585 0000 MIDCAP SPDR - 595635103						
SOLD		05/01/2009	59480 04			
ACQ 585.0000		01/21/2009	59480 04	52939 40	6540 64	ST
1300 0000 MOODYS CORP COM - 615369105						
SOLD		05/01/2009	38156 87			
ACQ 1300 0000		09/18/2007	38156 87	61214 40	-23057 53	LT15
100 0000 NOKIA CORP SPONSORED ADR - 654902204						
SOLD		05/01/2009	1420 87			
ACQ 100 0000		08/08/2007	1420 87	3062 00	-1641 13	LT15
500 0000 NOKIA CORP SPONSORED ADR - 654902204						
SOLD		05/01/2009	7104 37			
ACQ 500 0000		07/30/2007	7104.37	14370 00	-7265 63	LT15

ACCT 2YX6 853260016
FROM 10/01/2008
TO 09/30/2009

CHOATE, HALL & STEWART LLP
STATEMENT OF CAPITAL GAINS AND LOSSES
DUNIRY FOUNDATION TRUST

PAGE 53

RUN 10/30/2009
02:38 22 PM

TRUST YEAR ENDING 09/30/2009

TAX PREPARER TPK
TRUST ADMINISTRATOR FDL
INVESTMENT OFFICER MS3

LEGEND: F - FEDERAL S - STATE I - INHERITED
E - EXEMPT FROM STATE U - ACQ COST UNKNOWN

PROPERTY DESCRIPTION	SHARES	DATE	SALES PRICE	COST BASIS	GAIN/LOSS	TERM
2900 0000 NOKIA CORP SPONSORED ADR - 654902204						
SOLD		05/01/2009	41205 32			
ACQ 2900 0000		10/17/2002	41205 32	39912 00	1293 32	LT15
500 0000 OMNICOM GROUP COM - 681919106						
SOLD		05/01/2009	15917 49			
ACQ 500 0000		07/30/2007	15917 49	26135 00	-10217 51	LT15
100 0000 OMNICOM GROUP COM - 681919106						
SOLD		05/01/2009	3183 50			
ACQ 100.0000		02/06/2007	3183 50	5234 00	-2050 50	LT15
750 0000 OMNICOM GROUP COM - 681919106						
SOLD		05/01/2009	23876 23			
ACQ 750 0000		11/07/2005	23876 23	31271 25	-7395 02	LT15
82 5500 PIMCO TOTAL RETURN FD-INST - 693390700						
SOLD		05/01/2009	842.84			
ACQ 82 5500		08/03/2007	842.84	850 27	-7 43	LT15
7263 1890 PIMCO TOTAL RETURN FD-INST - 693390700						
SOLD		05/01/2009	74157 16			
ACQ 7263 1890		11/09/2007	74157.16	77280 33	-3123 17	LT15
450 0000 PEPSICO INC COM - 713448108						
SOLD		05/01/2009	22347.86			
ACQ 450 0000		07/30/2007	22347.86	29727 00	-7379 14	LT15
1350 0000 PEPSICO INC COM - 713448108						
SOLD		05/01/2009	67043.60			
ACQ 1350 0000		02/06/2007	67043.60	87136 56	-20092 96	LT15
2000 0000 PFIZER INC COM - 717081103						
SOLD		05/01/2009	26859.30			
ACQ 2000 0000		06/29/1995	26859 30	12071 88	14787 42	LT15
1200 0000 PROCTER & GAMBLE CO COM - 742718109						
SOLD		05/01/2009	58644 52			
ACQ 1200 0000		04/19/1996	58644 52	25158 95	33485 57	LT15
200 0000 PROCTER & GAMBLE CO COM - 742718109						
SOLD		05/01/2009	9774 09			
ACQ 200 0000		01/08/2001	9774 09	7636 69	2137 40	LT15
450 0000 SPDR INDEX FDS SHS S&P EMERGING EUR ETF - 78463X608						
SOLD		05/01/2009	12651.60			
ACQ 450 0000		11/04/2008	12651.60	14985 13	-2333 53	ST
400 0000 SPDR INDEX FDS SHS S&P EMERGING EUR ETF - 78463X608						
SOLD		05/01/2009	11245.87			
ACQ 400.0000		09/02/2008	11245.87	20985 16	-9739 29	ST
250 0000 SPDR INDEX S&P EMRG MID EAST AND AFRICA - 78463X806						
SOLD		05/01/2009	11297 21			
ACQ 250 0000		11/04/2008	11297 21	11125.00	172 21	ST
350 0000 SPDR INDEX S&P EMRG MID EAST AND AFRICA - 78463X806						
SOLD		05/01/2009	15816.09			
ACQ 350 0000		09/02/2008	15816.09	21090 93	-5274 84	ST
2395 7830 SSGA FDS EMERGING MKTS FD SELECT CL - 784924425						
SOLD		05/01/2009	31696 21			
ACQ 2395.7830		09/04/2008	31696 21	50000 00	-18303 79	ST
2419 9540 SSGA FDS EMERGING MKTS FD SELECT CL - 784924425						
SOLD		05/01/2009	32015.99			
ACQ 2419.9540		09/21/2007	32015.99	75000 00	-42984 01	LT15
3594 5300 SSGA FDS EMERGING MKTS FD SELECT CL - 784924425						
SOLD		05/01/2009	47555 63			
ACQ 3594 5300		04/07/2008	47555.63	100000 00	-52444 37	LT15
783 3790 SSGA FDS EMERGING MKTS FD SELECT CL - 784924425						
SOLD		05/01/2009	10364 10			
ACQ 783 3790		11/09/2007	10364 10	25000 00	-14635 90	LT15
1937 9840 SSGA FDS EMERGING MKTS FD SELECT CL - 784924425						
SOLD		05/01/2009	25639 53			
ACQ 1937 9840		01/23/2009	25639 53	20000 00	5639 53	ST
700 0000 STAPLES INC COM - 855030102						
SOLD		05/01/2009	14048 71			
ACQ 700 0000		07/31/2007	14048 71	16251.36	-2202 65	LT15
1500 0000 STAPLES INC COM - 855030102						
SOLD		05/01/2009	30104 37			
ACQ 1500 0000		07/30/2007	30104 37	35108 63	-5004 26	LT15
700 0000 TJX COS INC NEW COM - 872540109						
SOLD		05/01/2009	19593 40			
ACQ 700 0000		07/30/2007	19593 40	19824 00	-230 60	LT15
1300 0000 TJX COS INC NEW COM - 872540109						
SOLD		05/01/2009	36387 75			
ACQ 1300 0000		02/06/2007	36387 75	36843 18	-455 43	LT15
900 0000 TEVA PHARMACEUTICAL INDS LTD ADR - 881624209						
SOLD		05/01/2009	39501 60			
ACQ 900 0000		08/06/2004	39501 60	25632 00	13869 60	LT15
1000 0000 TEVA PHARMACEUTICAL INDS LTD ADR - 881624209						
SOLD		05/01/2009	43890 67			
ACQ 1000 0000		11/23/2004	43890.67	26940 70	16949 97	LT15
2200 0000 THERMO ELECTRON CORP COM - 883556102						
SOLD		05/01/2009	79974.54			
ACQ 2200.0000		09/18/2007	79974.54	125532 88	-45558 34	LT15
500 0000 3 M CO COM - 88579Y101						
SOLD		05/01/2009	28789 25			
ACQ 500 0000		02/06/2007	28789 25	37290 00	-8500 75	LT15

ACCT 2YX6 853260016
FROM 10/01/2008
TO 09/30/2009

CHOATE, HALL & STEWART LLP
STATEMENT OF CAPITAL GAINS AND LOSSES
DUNIRY FOUNDATION TRUST

PAGE 54

RUN 10/30/2009
02:38:22 PM

TRUST YEAR ENDING 09/30/2009

TAX PREPARER. TPK
TRUST ADMINISTRATOR FDL
INVESTMENT OFFICER MS3

LEGEND: F - FEDERAL S - STATE I - INHERITED
E - EXEMPT FROM STATE U - ACQ COST UNKNOWN

PROPERTY DESCRIPTION	SHARES	DATE	SALES PRICE	COST BASIS	GAIN/LOSS	TERM
800 0000 UNITED TECHNOLOGIES CORP COM - 913017109						
SOLD		05/01/2009	39414.11			
ACQ	800 0000	02/06/2007	39414.11	54758 08	-15343 97	LT15
600 0000 UNITED TECHNOLOGIES CORP COM - 913017109						
SOLD		05/01/2009	29560.58			
ACQ	600.0000	11/07/2005	29560.58	31039 68	-1479 10	LT15
1100 0000 V F CORP - 918204108						
SOLD		05/01/2009	65853.32			
ACQ	1100 0000	02/06/2007	65853.32	85752 59	-19899 27	LT15
500 0000 WAL MART STORES INC COM - 931142103						
SOLD		05/01/2009	24889.11			
ACQ	500 0000	08/03/2007	24889 11	22960.00	1929 11	LT15
500 0000 WAL MART STORES INC COM - 931142103						
SOLD		05/01/2009	24889.11			
ACQ	500.0000	07/31/2007	24889 11	23160.00	1729.11	LT15
1500 0000 WALGREEN CO COM - 931422109						
SOLD		05/01/2009	47094.13			
ACQ	1500.0000	06/29/1995	47094.13	19105 62	27988 51	LT15
300 0000 WALGREEN CO COM - 931422109						
SOLD		05/01/2009	9418 83			
ACQ	300.0000	06/16/1998	9418.83	5844.38	3574 45	LT15
250 0000 WELLS FARGO & CO NEW - 949746101						
SOLD		05/01/2009	4959.88			
ACQ	250 0000	11/05/2007	4959.88	7975 00	-3015 12	LT15
500 0000 WELLS FARGO & CO NEW - 949746101						
SOLD		05/01/2009	9919.74			
ACQ	500 0000	08/08/2007	9919.74	17340.00	-7420 26	LT15
1750 0000 WELLS FARGO & CO NEW - 949746101						
SOLD		05/01/2009	34719 10			
ACQ	1750 0000	02/06/2007	34719.10	62947 50	-28228 40	LT15
1500 0000 TYCO INTERNATIONAL LTD - H89128104						
SOLD		05/01/2009	37415.48			
ACQ	1500 0000	04/03/2008	37415 48	67991 40	-30575 92	LT15

TOTALS

3867874.13

4958843 35

(1,090,969.22)
(110,858.82)
(980,110.40)

SUMMARY OF CAPITAL GAINS/LOSSES

S/T

645,629.92

756,488.74

L/T

3,222,244.21

4,202,354.60

DUNIRY FOUNDATION
FORM 990-PF
FYE 9/30/09
O4-6746970

Part XV, Line 3a – Grants and Contributions Paid During the Year

<u>Recipient</u>	<u>Amount</u>
Boston Arts Academy 174 Ipswich Street Boston, MA 02215	\$ 5,000.00
Boston Symphony Orchestra Artistic Initiative Fund Symphony Hall 301 Massachusetts Avenue Boston, MA 02115-4511	50,000 00
The Catholic Schools Foundation, Inc. Benefit of Cathedral High School 260 Franklin Street, Suite 630 Boston, MA 02110	10,000.00
Cystic Fibrosis Foundation 220 N Main Street, #104 Natick, MA 01760	10,000.00
Dexter School 20 Newton Street Brookline, MA 02445-7498	1,000 00
Fairfield University Support the Awards Dinner 1073 North Benson Road, DSB 100 Fairfield, CT 06824	5,000.00
Hope Found 170 Morton Street Jamaica Plain, MA 02130-3735	2,500 00
Hope Funds for Cancer Research 226 Bellevue Avenue, Room 11 Newport, RI 02840	10,000 00
Horizons for Homeless Children Champions for Homeless Children Campaign 1705 Columbus Avenue Roxbury, MA 02119	66,000.00
Isabella Stewart Gardner Museum 280 The Fenway Boston, MA 02115-5897	25,000 00

DUNIRY FOUNDATION
FORM 990-PF
FYE 9/30/09
O4-6746970

Part XV, Line 3a – Grants and Contributions Paid During the Year (continued)

<u>Recipient</u>	<u>Amount</u>
Kids in Need P O Box 802 Norwell, MA 02061	2,500.00
Natick High School Scholarship Fund 15 West Street Natick, MA 01760	2,000.00
New England Province of Jesuits 85 School Street Watertown, MA 02471	5,000 00
Newport Art Museum Annual Fund 76 Bellevue Avenue Newport, RI 02840	30,000 00
Newport Art Museum Support the Summer Dance 76 Bellevue Avenue Newport, RI 02840	10,000.00
Newport Boys and Girls Club 95 Church Street Newport, RI 02840	50,000.00
Newport Country Club Preservation Foundation 39 Bellevue Avenue P O Box 429 Newport, RI 02840	1,000.00
Newport Hospital Foundation 11 Friendship Street Newport, RI 02840	5,000.00
Newton Country Day School of the Sacred Heart 785 Centre Street Newton, MA 02458	5,000.00
Newton-Wellesley Hospital Charitable Foundation 2014 Washington Street Newton, MA 02462	13,500.00

DUNIRY FOUNDATION
FORM 990-PF
FYE 9/30/09
O4-6746970

Part XV, Line 3a – Grants and Contributions Paid During the Year (continued)

<u>Recipient</u>	<u>Amount</u>
Park Street School Annual Fund 67 Brimmer Street Boston, MA 02108	10,000 00
The Preservation Society of Newport County 424 Bellevue Avenue Newport, RI 02840	3,500.00
Project Healthy Children 27 Wood Ridge Road Weston, MA 02493	25,000 00
St Sebastian's School 1191 Greendale Avenue Needham, MA 02492	20,000 00
United Way of Massachusetts Bay Big Brothers/Big Sisters 51 Sleeper Street Boston, MA 02210	10,000 00
The Wharton School The Wharton Fund University of Pennsylvania 344 Vance Hall, 3733 Spruce Street Philadelphia, PA 19104-6360	25,000.00
Year Up Providence 10 Dorrance Street, Suite 1108 Providence, RI 02903	1,000 00
TOTAL	<u>\$403,000.00</u>

ALL OF THE ABOVE ORGANIZATIONS ARE PUBLIC CHARITIES UNLESS OTHERWISE INDICATED, THE GRANTS ARE FOR THE GENERAL PURPOSES OF THE ORGANIZATION