




See a Social Security Number? Say Something!
Report Privacy Problems to <https://public.resource.org/privacy>
Or call the IRS Identity Theft Hotline at 1-800-908-4490



Form 990  Department of the Treasury Internal Revenue Service	Return of Organization Exempt From Income Tax Under section 501(c), 527, or 4947(a)(1) of the Internal Revenue Code (except black lung benefit trust or private foundation)	OMB No 1545-0047
	The organization may have to use a copy of this return to satisfy state reporting requirements	<div> <div>2008</div> <div>Open to Public Inspection</div> </div>

A For the 2008 calendar year, or tax year beginning 09-01-2008 and ending 08-31-2009		C Name of organization STANFORD UNIVERSITY BOARD OF TRUSTEES OF THE LELAND STANFORD JUNIOR UNIVERSITY		D Employer identification number 94-1156365	
B Check if applicable <input type="checkbox"/> Address change <input type="checkbox"/> Name change <input type="checkbox"/> Initial return <input type="checkbox"/> Termination <input type="checkbox"/> Amended return <input type="checkbox"/> Application pending		Please use IRS label or print or type. See Specific Instructions.		E Telephone number (650) 725-1732	
		Doing Business As		G Gross receipts \$ 17,169,630,520	
		Number and street (or P O box if mail is not delivered to street address) Room/suite 3145 PORTER DRIVE			
		City or town, state or country, and ZIP + 4 PALO ALTO, CA 94304			
		F Name and address of Principal Officer John Hennessy Building 10 Stanford, CA 94305		H(a) Is this a group return for affiliates? <input type="checkbox"/> Yes <input checked="" type="checkbox"/> No	
I Tax-exempt status <input checked="" type="checkbox"/> 501(c) (3) (insert no) <input type="checkbox"/> 4947(a)(1) or <input type="checkbox"/> 527				H(b) Are all affiliates included? <input type="checkbox"/> Yes <input type="checkbox"/> No (If "No," attach a list See instructions)	
J Web site: WWW.STANFORD.EDU				H(c) Group Exemption Number ▶	
K Type of organization <input checked="" type="checkbox"/> Corporation <input type="checkbox"/> trust <input type="checkbox"/> association <input type="checkbox"/> other ▶		L Year of Formation 1885		M State of legal domicile CA	

Part I Summary

Activities & Governance	1	Briefly describe the organization's mission or most significant activities STANFORD UNIVERSITY IS ONE OF A SELECT GROUP OF AMERICAN UNIVERSITIES THAT HAVE ACHIEVED EMINENCE IN BOTH UNDERGRADUATE AND GRADUATE EDUCATION AND IN A BROAD RANGE OF ACADEMIC DISCIPLINES SEE Sch-O		
	2	Check this box <input type="checkbox"/> if the organization discontinued its operations or disposed of more than 25% of its assets		
	3	Number of voting members of the governing body (Part VI, line 1a)	3	33
	4	Number of independent voting members of the governing body (Part VI, line 1b)	4	28
	5	Total number of employees (Part V, line 2a)	5	30,959
	6	Total number of volunteers (estimate if necessary)	6	
	7a	Total gross unrelated business revenue from Part VIII, line 12, column (C) . . .	7a	8,878,816
	b	Net unrelated business taxable income from Form 990-T, line 34 . . .	7b	-23,671,903
Revenue	8	Contributions and grants (Part VIII, line 1h)	Prior Year	Current Year
	9	Program service revenue (Part VIII, line 2g)	1,851,647,989	1,357,086,693
	10	Investment income (Part VIII, column (A), lines 3, 4, and 7d)	1,453,912,797	1,593,226,281
	11	Other revenue (Part VIII, column (A), lines 5, 6d, 8c, 9c, 10c, and 11e)	1,558,790,794	-785,797,726
	12	Total revenue—add lines 8 through 11 (must equal Part VIII, column (A), line 12)	69,180,459	66,656,998
			4,933,532,039	2,231,172,246
Expenses	13	Grants and similar amounts paid (Part IX, column (A), lines 1–3)	270,621,832	296,122,743
	14	Benefits paid to or for members (Part IX, column (A), line 4)	0	0
	15	Salaries, other compensation, employee benefits (Part IX, column (A), lines 5–10)	1,795,944,117	1,995,888,847
	16a	Professional fundraising fees (Part IX, column (A), line 11e)	0	0
	b	(Total fundraising expenses, Part IX, column (D), line 25 <u>78,875,459</u>)		
	17	Other expenses (Part IX, column (A), lines 11a–11d, 11f–24f)	1,354,987,839	1,102,835,223
	18	Total expenses—add lines 13–17 (must equal Part IX, line 25, column (A))	3,421,553,788	3,394,846,813
	19	Revenue less expenses Subtract line 18 from line 12	1,511,978,251	-1,163,674,567
	Net Assets or Fund Balances			Beginning of Year
20		Total assets (Part X, line 16)	26,703,620,253	22,671,549,045
21		Total liabilities (Part X, line 26)	4,012,992,916	4,632,508,400
22		Net assets or fund balances Subtract line 21 from line 20	22,690,627,337	18,039,040,645

Part II Signature Block

Please Sign Here	Under penalties of perjury, I declare that I have examined this return, including accompanying schedules and statements, and to the best of my knowledge and belief, it is true, correct, and complete. Declaration of preparer (other than officer) is based on all information of which preparer has any knowledge.				
	<div>Signature of officer</div> <div>Randall Livingston VP & CFO</div> <div>Type or print name and title</div>			<div>2010-07-13</div> <div>Date</div>	
Paid Preparer's Use Only	Preparer's signature	PRICEWATERHOUSECOOPERS LLP	Date	Check if self-employed <input type="checkbox"/>	Preparer's PTIN (See Gen Inst)
	Firm's name (or yours if self-employed), address, and ZIP + 4	PricewaterhouseCoopers LLP			EIN
		125 High Street			Phone no (617) 530-5000
		Boston, MA 02110			

May the IRS discuss this return with the preparer shown above? (See instructions) ☒ Yes ☐ No

Part III

Statement of Program Service Accomplishments (See the instructions.)

1

Briefly describe the organization's mission

STANFORD UNIVERSITY IS ONE OF A SELECT GROUP OF AMERICAN UNIVERSITIES THAT HAVE ACHIEVED EMINENCE IN BOTH UNDERGRADUATE AND GRADUATE EDUCATION AND IN A BROAD RANGE OF ACADEMIC DISCIPLINES SEE Sch-O

2

Did the organization undertake any significant program services during the year which were not listed on the prior Form 990 or 990-EZ?

YesNo

If "Yes," describe these new services on Schedule O

3

Did the organization cease conducting or make significant changes in how it conducts any program services?

YesNo

If "Yes," describe these changes on Schedule O

4

Describe the exempt purpose achievements for each of the organization's three largest program services by expenses
Section 501(c)(3) and (4) organizations and 4947(a)(1) trusts are required to report the amount of grants and allocations to others, the total expenses, and revenue, if any, for each program service reported

4a

(Code) (Expenses \$ 1,098,245,235 including grants of \$ 28,342,827) (Revenue \$ 837,747,240)

INSTRUCTION AND DEPARTMENTAL RESEARCH- See Schedule O

4b

(Code) (Expenses \$ 816,476,930 including grants of \$ 21,297,059) (Revenue \$ 216,435,638)

ORGANIZED RESEARCH - See Schedule O

4c

(Code) (Expenses \$ 593,458,955 including grants of \$ 450,288) (Revenue \$ 539,043,403)

UNIVERSITY AUXILIARY ACTIVITIES - See Schedule O

4d

Other program services (Describe in Schedule O)

(Expenses \$ 541,284,829 including grants of \$ 246,032,569) (Revenue \$)

4e


























Total program service expenses \$ 3,049,465,949

Must equal Part IX, Line 25, column (B).

Form 990 (2008)

Part IV

Checklist of Required Schedules

		Yes	No	
1	Is the organization described in section 501(c)(3) or 4947(a)(1) (other than a private foundation)? If "Yes," complete Schedule A 	1	Yes	
2	Is the organization required to complete Schedule B, Schedule of Contributors? 	2	Yes	
3	Did the organization engage in direct or indirect political campaign activities on behalf of or in opposition to candidates for public office? If "Yes," complete Schedule C, Part I 	3		No
4	Section 501(c)(3) organizations Did the organization engage in lobbying activities? If "Yes," complete Schedule C, Part II 	4	Yes	
5	Section 501(c)(4), 501(c)(5), and 501(c)(6) organizations Is the organization subject to the section 6033(e) notice and reporting requirement and proxy tax? If "Yes," complete Schedule C, Part III	5		
6	Did the organization maintain any donor advised funds or any accounts where donors have the right to provide advice on the distribution or investment of amounts in such funds or accounts? If "Yes," complete Schedule D, Part I 	6	Yes	
7	Did the organization receive or hold a conservation easement, including easements to preserve open space, the environment, historic land areas or historic structures? If "Yes," complete Schedule D, Part II 	7		No
8	Did the organization maintain collections of works of art, historical treasures, or other similar assets? If "Yes," complete Schedule D, Part III 	8	Yes	
9	Did the organization report an amount in Part X, line 21, serve as a custodian for amounts not listed in Part X, or provide credit counseling, debt management, credit repair, or debt negotiation services? If "Yes," complete Schedule D, Part IV 	9	Yes	
10	Did the organization hold assets in term, permanent, or quasi-endowments? If "Yes," complete Schedule D, Part V 	10	Yes	
11	Did the organization report an amount in Part X, lines 10, 12, 13, 15, or 25? If "Yes," complete Schedule D, Parts VI, VII, VIII, IX, or X as applicable 	11	Yes	
12	Did the organization receive an audited financial statement for the year for which it is completing this return that was prepared in accordance with GAAP? If "Yes," complete Schedule D, Parts XI, XII, and XIII 	12	Yes	
13	Is the organization a school as described in section 170(b)(1)(A)(ii)? If "Yes," complete Schedule E 	13	Yes	
14a	Did the organization maintain an office, employees, or agents outside of the U S?	14a	Yes	
b	Did the organization have aggregate revenues or expenses of more than \$10,000 from grantmaking, fundraising, business, and program service activities outside the U S? If "Yes," complete Schedule F, Part I 	14b	Yes	
15	Did the organization report on Part IX, column (A), line 3, more than \$5,000 of grants or assistance to any organization or entity located outside the United States? If "Yes," complete Schedule F, Part II 	15	Yes	
16	Did the organization report on Part IX, column (A), line 3, more than \$5,000 of aggregate grants or assistance to individuals located outside the United States? If "Yes," complete Schedule F, Part III 	16	Yes	
17	Did the organization report more than \$15,000 on Part IX, column (A), line 11e? If "Yes," complete Schedule G, Part I 	17		No
18	Did the organization report more than \$15,000 total on Part VIII, lines 1c and 8a? If "Yes," complete Schedule G, Part II 	18	Yes	
19	Did the organization report more than \$15,000 on Part VIII, line 9a? If "Yes," complete Schedule G, Part III 	19		No
20	Did the organization operate one or more hospitals? If "Yes," complete Schedule H	20		No
21	Did the organization report more than \$5,000 on Part IX, column (A), line 1? If "Yes," complete Schedule I, Parts I and II 	21	Yes	
22	Did the organization report more than \$5,000 on Part IX, column (A), line 2? If "Yes," complete Schedule I, Parts I and III 	22	Yes	
23	Did the organization answer "Yes" to Part VII, Section A, questions 3, 4, or 5? If "Yes," complete Schedule J	23	Yes	
24a	Did the organization have a tax-exempt bond issue with an outstanding principal amount of more than \$100,000 as of the last day of the year, that was issued after December 31, 2002? If "Yes," answer questions 24b–24d and complete Schedule K. If "No," go to question 25 	24a	Yes	
b	Did the organization invest any proceeds of tax-exempt bonds beyond a temporary period exception?	24b		No
c	Did the organization maintain an escrow account other than a refunding escrow at any time during the year to defease any tax-exempt bonds?	24c		No
d	Did the organization act as an "on behalf of" issuer for bonds outstanding at any time during the year?	24d		No
25a	Section 501(c)(3) and 501(c)(4) organizations Did the organization engage in an excess benefit transaction with a disqualified person during the year? If "Yes," complete Schedule L, Part I 	25a		No
b	Did the organization become aware that it had engaged in an excess benefit transaction with a disqualified person from a prior year? If "Yes," complete Schedule L, Part I 	25b		No
26	Was a loan to or by a current or former officer, director, trustee, key employee, highly compensated employee, or disqualified person outstanding as of the end of the organization's tax year? If "Yes," complete Schedule L, Part II 	26	Yes	
27	Did the organization provide a grant or other assistance to an officer, director, trustee, key employee, or substantial contributor, or to a person related to such an individual? If "Yes," complete Schedule L, Part III 	27		No

Part IV

Checklist of Required Schedules (Continued)

		Yes	No
28	During the tax year, did any person who is a current or former officer, director, trustee, or key employee		
a	Have a direct business relationship with the organization (other than as an officer, director, trustee, or employee), or an indirect business relationship through ownership of more than 35% in another entity (individually or collectively with other person(s) listed in Part VII, Section A)? If "Yes," complete Schedule L, Part IV		No
b	Have a family member who had a direct or indirect business relationship with the organization? If "Yes," complete Schedule L, Part IV	Yes	
c	Serve as an officer, director, trustee, key employee, partner, or member of an entity (or a shareholder of a professional corporation) doing business with the organization? If "Yes," complete Schedule L, Part IV	Yes	
29	Did the organization receive more than \$25,000 in non-cash contributions? If "Yes," complete Schedule M	Yes	
30	Did the organization receive contributions of art, historical treasures, or other similar assets, or qualified conservation contributions? If "Yes," complete Schedule M	Yes	
31	Did the organization liquidate, terminate, or dissolve and cease operations? If "Yes," complete Schedule N, Part I		No
32	Did the organization sell, exchange, dispose of, or transfer more than 25% of its net assets? If "Yes," complete Schedule N, Part II		No
33	Did the organization own 100% of an entity disregarded as separate from the organization under Regulations section 301.7701-2 and 301.7701-3? If "Yes," complete Schedule R, Part I	Yes	
34	Was the organization related to any tax-exempt or taxable entity? If "Yes," complete Schedule R, Parts II, III, IV, and V, line 1	Yes	
35	Is any related organization a controlled entity within the meaning of section 512(b)(13)? If "Yes," complete Schedule R, Part V, line 2	Yes	
36	501(c)(3) organizations Did the organization make any transfers to an exempt non-charitable related organization? If "Yes," complete Schedule R, Part V, line 2	Yes	
37	Did the organization conduct more than 5 percent of its activities through an entity that is not a related organization and that is treated as a partnership for federal income tax purposes? If "Yes," complete Schedule R, Part VI		No

Part V

Statements Regarding Other IRS Filings and Tax Compliance

			Yes	No
1a	Enter the number reported in Box 3 of Form 1096, <i>Annual Summary and Transmittal of U.S. Information Returns</i> . Enter -0- if not applicable	1a	25,572	
b	Enter the number of Forms W-2G included in line 1a. Enter -0- if not applicable	1b	0	
c	Did the organization comply with backup withholding rules for reportable payments to vendors and reportable gaming (gambling) winnings to prize winners?	1c	Yes	
2a	Enter the number of employees reported on Form W-3, <i>Transmittal of Wage and Tax Statements</i> filed for the calendar year ending with or within the year covered by this return	2a	30,959	
b	If at least one is reported in 2a, did the organization file all required federal employment tax returns? . . . Note: <i>If the sum of lines 1a and 2a is greater than 250, you may be required to e-file this return.</i>	2b	Yes	
3a	Did the organization have unrelated business gross income of \$1,000 or more during the year covered by this return?	3a	Yes	
b	If "Yes," has it filed a Form 990-T for this year? If "No," provide an explanation in Schedule O	3b	Yes	
4a	At any time during the calendar year, did the organization have an interest in, or a signature or other authority over, a financial account in a foreign country (such as a bank account, securities account, or other financial account)?	4a	Yes	
b	If "Yes," enter the name of the foreign country _____ See the instructions for exceptions and filing requirements for Form TD F 90-22.1, Report of Foreign Bank and Financial Accounts .			
5a	Was the organization a party to a prohibited tax shelter transaction at any time during the tax year? . . .	5a		No
b	Did any taxable party notify the organization that it was or is a party to a prohibited tax shelter transaction?	5b		No
c	If "Yes," to 5a or 5b, did the organization file Form 8886-T, <i>Disclosure by Tax-Exempt Entity Regarding Prohibited Tax Shelter Transaction</i> ?	5c		
6a	Did the organization solicit any contributions that were not tax deductible?	6a		No
b	If "Yes," did the organization include with every solicitation an express statement that such contributions or gifts were not tax deductible?	6b		
7	Organizations that may receive deductible contributions under section 170(c).			
a	Did the organization provide goods or services in exchange for any quid pro quo contribution of \$75 or more?	7a	Yes	
b	If "Yes," did the organization notify the donor of the value of the goods or services provided?	7b	Yes	
c	Did the organization sell, exchange, or otherwise dispose of tangible personal property for which it was required to file Form 8282?	7c	Yes	
d	If "Yes," indicate the number of Forms 8282 filed during the year	7d	9	
e	Did the organization, during the year, receive any funds, directly or indirectly, to pay premiums on a personal benefit contract?	7e		No
f	Did the organization, during the year, pay premiums, directly or indirectly, on a personal benefit contract? . . .	7f		No
g	For all contributions of qualified intellectual property, did the organization file Form 8899 as required?	7g		
h	For contributions of cars, boats, airplanes, and other vehicles, did the organization file a Form 1098-C as required?	7h		
8	Section 501(c)(3) and other sponsoring organizations maintaining donor advised funds and section 509(a)(3) supporting organizations. Did the supporting organization, or a fund maintained by a sponsoring organization, have excess business holdings at any time during the year?	8		No
9	Section 501(c)(3) and other sponsoring organizations maintaining donor advised funds.			
a	Did the organization make any taxable distributions under section 4966?	9a		No
b	Did the organization make a distribution to a donor, donor advisor, or related person?	9b		No
10	Section 501(c)(7) organizations. Enter			
a	Initiation fees and capital contributions included on Part VIII, line 12	10a		
b	Gross receipts, included on Form 990, Part VIII, line 12, for public use of club facilities	10b		
11	Section 501(c)(12) organizations. Enter			
a	Gross income from members or shareholders	11a		
b	Gross income from other sources (Do not net amounts due or paid to other sources against amounts due or received from them)	11b		
12a	Section 4947(a)(1) non-exempt charitable trusts. Is the organization filing Form 990 in lieu of Form 1041?	12a		
b	If "Yes," enter the amount of tax-exempt interest received or accrued during the year	12b		

Part VI

Governance, Management, and Disclosure (Sections A, B, and C request information about policies not required by the Internal Revenue Code.)

Section A. Governing Body and Management

For each "Yes" response to lines 2-7 below, and for a "No" response to lines 8 or 9b below, describe the circumstances, processes, or changes in Schedule O. See instructions.

		Yes	No
1a	Enter the number of voting members of the governing body		
1b	Enter the number of voting members that are independent		
2	Did any officer, director, trustee, or key employee have a family relationship or a business relationship with any other officer, director, trustee, or key employee?	Yes	
3	Did the organization delegate control over management duties customarily performed by or under the direct supervision of officers, directors or trustees, or key employees to a management company or other person?		No
4	Did the organization make any significant changes to its organizational documents since the prior Form 990 was filed?		No
5	Did the organization become aware during the year of a material diversion of the organization's assets?		No
6	Does the organization have members or stockholders?		No
7a	Does the organization have members, stockholders, or other persons who may elect one or more members of the governing body?		No
7b	Are any decisions of the governing body subject to approval by members, stockholders, or other persons?		No
8	Did the organization contemporaneously document the meetings held or written actions undertaken during the year by the following		
8a	the governing body?	Yes	
8b	each committee with authority to act on behalf of the governing body?	Yes	
9a	Does the organization have local chapters, branches, or affiliates?		No
9b	If "Yes," does the organization have written policies and procedures governing the activities of such chapters, affiliates, and branches to ensure their operations are consistent with those of the organization?		
10	Was a copy of the Form 990 provided to the organization's governing body before it was filed? All organizations must describe in Schedule O the process, if any, the organization uses to review the Form 990	Yes	
11	Is there any officer, director or trustee, or key employee listed in Part VII, Section A, who cannot be reached at the organization's mailing address? If "Yes," provide the names and addresses in Schedule O		No

Section B. Policies

		Yes	No
12a	Does the organization have a written conflict of interest policy? If "No", go to line 13	Yes	
12b	Are officers, directors or trustees, and key employees required to disclose annually interests that could give rise to conflicts?	Yes	
12c	Does the organization regularly and consistently monitor and enforce compliance with the policy? If "Yes," describe in Schedule O how this is done	Yes	
13	Does the organization have a written whistleblower policy?	Yes	
14	Does the organization have a written document retention and destruction policy?	Yes	
15	Did the process for determining compensation of the following persons include a review and approval by independent persons, comparability data, and contemporaneous substantiation of the deliberation and decision		
15a	The organization's CEO, Executive Director, or top management official?	Yes	
15b	Other officers or key employees of the organization?	Yes	
	Describe the process in Schedule O		
16a	Did the organization invest in, contribute assets to, or participate in a joint venture or similar arrangement with a taxable entity during the year?		No
16b	If "Yes," has the organization adopted a written policy or procedure requiring the organization to evaluate its participation in joint venture arrangements under applicable Federal tax law, and taken steps to safeguard the organization's exempt status with respect to such arrangements?		

Section C. Disclosure

17	List the States with which a copy of this Form 990 is required to be filed <u>CA</u>
18	Section 6104 requires an organization to make its Form 1023 (or 1024 if applicable), 990, and 990-T (501(c)(3)s only) available for public inspection. Indicate how you make these available. Check all that apply. <input checked="" type="checkbox"/> own website <input type="checkbox"/> another's website <input checked="" type="checkbox"/> upon request
19	Describe in Schedule O whether (and if so, how), the organization makes its governing documents, conflict of interest policy, and financial statements available to the public. See Additional Data Table.
20	State the name, physical address, and telephone number of the person who possesses the books and records of the organization. CHRISTOPHER CANELLOS 3145 PORTER DRIVE Palo Alto, CA 94304 (650) 725-1732

Section A Officers, Directors, Trustees, Key Employees, and Highest Compensated Employees

☐ Check this box if the organization did not compensate any officer, director, trustee or key employee

[illegible]

(A) Name and Title	(B) Average hours per week	(C) Position (check all that apply)						(D) Reportable compensation from the organization (W-2/1099-MISC)	(E) Reportable compensation from related organizations (W-2/1099-MISC)	(F) Estimated amount of other compensation from the organization and related organizations
		Individual Trustee or Director	Institutional Trustee	Officer	Key employee	Highest compensated employee	Former			
1b Total								15,494,450	0	3,135,782

		Yes	No
3	Did the organization list any former officer, director or trustee, key employee, or highest compensated employee on line 1a? <i>If "Yes," complete Schedule J for such individual</i>	3 Yes	
4	For any individual listed online 1a, is the sum of reportable compensation and other compensation from the organization and related organizations greater than \$150,000? <i>If "Yes," complete Schedule J for such individual</i>	4 Yes	
5	Did any person listed on line 1a receive or accrue compensation from any unrelated organization for services rendered to the organization? <i>If "Yes," complete Schedule J for such person</i>	5	No

1 Complete this table for your five highest compensated independent contractors that received more than \$100,000 of compensation from the organization

(A)	(B)	(C)
Name and business address	Description of services	Compensation
VANCE BROWN INC 3197 PARK BOULEVARD PALO ALTO, CA 94306	CONSTRUCTION	127,914,819
DEVCON CONSTRUCTION INC 690 GIBALTAR DRIVE MILPITAS, CA 94035	CONSTRUCTION	75,098,455
THE WHITING-TURNER CONTRACTING CO PO BOX 17596 BALTIMORE, MD 21297	CONSTRUCTION	54,830,906
HATHAWAY DINWIDDIE CONSTR CO 565 LAURELWOOD ROAD SANTA CLARA, CA 95054	CONSTRUCTION	45,885,353
TURNER CONSTRUCTION 1625 CLAY STREET OAKLAND, CA 94612	CONSTRUCTION	28,585,373
2 Total number of independent contractors (including those in 1) who received more than \$100,000 in compensation from the organization		577

Part VIII

Statement of Revenue

				(A) Total Revenue	(B) Related or Exempt Function Revenue	(C) Unrelated Business Revenue	(D) Revenue Excluded from Tax under IRC 512, 513, or 514	
Contributions, gifts, grants and other similar amounts	1a	Federated campaigns . . . 1a		1,357,086,693				
	b	Membership dues 1b						
	c	Fundraising events 1c						
	d	Related organizations 1d						
	e	Government grants (contributions)	1e					814,909,301
	f	All other contributions, gifts, grants, and similar amounts not included above	1f					542,177,392
	g	Noncash contributions included in lines 1a-1f \$ 127,300,240						
	h	Total (Add lines 1a-1f)						
	Program Service Revenue	2a	STUDENT INCOME					Business Code 900,099
b		NONGOVERNMENT RESEARCH	900,099	216,435,638	216,435,638			
c		PATIENT CARE	900,099	429,088,355	429,088,355			
d		SPECIAL PROGRAMS	900,099	334,955,982	334,955,982			
e		DRIVING RANGE	713,910	516,354		516,354		
f		All other program service revenue		415,004		415,004		
g		Total. Add lines 2a-2f						
		\$ 1,593,226,281						
Other Revenue	3	Investment income (including dividends, interest other similar amounts)		155,335,427		1,144,329	154,191,098	
	4	Income from investment of tax-exempt bond proceeds		445,104			445,104	
	5	Royalties		0				
	6a	Gross Rents	(i) Real 99,993,345	(ii) Personal	63,142,993	7,044,974	56,098,019	
	b	Less rental expenses	36,850,352					
	c	Rental income or (loss)	63,142,993					
	d	Net rental income or (loss)						
	7a	Gross amount from sales of assets other than inventory	(i) Securities 13,954,466,344	(ii) Other 3,700,000	-941,578,257	-701,047	-940,877,210	
	b	Less cost or other basis and sales expenses	14,895,733,608	4,010,993				
	c	Gain or (loss)	-941,267,264	-310,993				
	d	Net gain or (loss)						
	8a	Gross income from fundraising events (not including \$ 30,419 of contributions reported on line 1c) See Part IV, line 18 Attach Schedule G if total exceeds \$15,000 a		-28,825			-28,825	
	b	Less direct expenses b	59,244					
	c	Net income or (loss) from fundraising events						
	9a	Gross income from gaming activities See part IV, line 19 Complete Schedule G if total exceeds \$15,000 a		0				
	b	Less direct expenses b						
	c	Net income or (loss) from gaming activities						
	10a	Gross sales of inventory, less returns and allowances a	4,887,705	3,083,628			3,083,628	
	b	Less cost of goods sold b	1,804,077					
	c	Net income or (loss) from sales of inventory						
		Miscellaneous Revenue	Business Code					
	11a	NET RECOVERY OF PY STATE TAXES	900,099	459,202		459,202		
	b							
c								
d	All other revenue							
e	Total. Add lines 11a-11d \$ 459,202							
12	Total Revenue. Add lines 1h, 2g, 3, 4, 5, 6d, 7d, 8c, 9c, 10c, and 11e			2,231,172,246	1,592,294,923	8,878,816	-727,088,186	

Part IX

Statement of Functional Expenses

Section 501(c)(3) and 501(c)(4) organizations must complete all columns. All other organizations must complete column (A) but are not required to complete columns (B), (C), and (D).					
Do not include amounts reported on lines 6b, 7b, 8b, 9b, and 10b of Part VIII.		(A) Total expenses	(B) Program service expenses	(C) Management and general expenses	(D) Fundraising expenses
1	Grants and other assistance to governments and organizations in the U S See Part IV, line 21	2,781,500	2,781,500		
2	Grants and other assistance to individuals in the U S See Part IV, line 22	289,334,744	289,334,744		
3	Grants and other assistance to governments, organizations and individuals outside the U S See Part IV, lines 15 and 16	4,006,499	4,006,499		
4	Benefits paid to or for members	0			
5	Compensation of current officers, directors, trustees, and key employees	8,143,183	1,413,892	5,834,867	894,424
6	Compensation not included above, to disqualified persons (as defined under section 4958(f)(1)) and persons described in section 4958(c)(3)(B)	541,719	0	0	541,719
7	Other salaries and wages	1,604,714,476	1,441,791,102	0	41,505,292
8	Pension plan contributions (include section 401(k) and section 403(b) employer contributions)	97,401,335	86,371,721	7,994,505	3,035,109
9	Other employee benefits	192,502,270	169,886,030	16,440,723	6,175,517
10	Payroll taxes	92,585,864	81,571,040	8,018,338	2,996,486
11	Fees for services (non-employees)				
a	Management	212,248	0	212,248	0
b	Legal	8,624,683	0	8,624,683	0
c	Accounting	941,577	0	941,577	0
d	Lobbying	0	0	0	0
e	Professional fundraising See Part IV, line 17	0			0
f	Investment management fees	27,853,495	0	27,853,495	0
g	Other	155,779,456	124,094,054	24,525,963	7,159,439
12	Advertising and promotion	257,061		183,712	73,349
13	Office expenses	179,768,197	173,613,833	1,700,032	4,454,332
14	Information technology	17,364,184	9,815,896	7,122,766	425,522
15	Royalties	5,012,151	5,088,843	-76,692	0
16	Occupancy	129,422,227	109,622,309	17,626,444	2,173,474
17	Travel	49,114,956	46,313,595	1,453,451	1,347,910
18	Payments of travel or entertainment expenses for any Federal, state or local public officials	1,377	0	1,377	0
19	Conferences, conventions and meetings	6,720,791	6,393,127	266,030	61,634
20	Interest	57,901,197	51,469,569	6,079,199	352,429
21	Payments to affiliates	0	0	0	0
22	Depreciation, depletion, and amortization	213,672,577	181,214,920	30,789,650	1,668,007
23	Insurance	17,231,299	13,503,478	3,705,372	22,449
24	Other expenses—Itemize expenses not covered above (Expenses grouped together and labeled miscellaneous may not exceed 5% of total expenses shown on line 25 below)				
a	EQUIPMENT RENTAL & MAINTENANCE	4,162,144	3,559,376	446,619	156,149
b	PRINTING & PUBLICATION	12,220,928	9,509,519	1,504,277	1,207,132
c	SLAC NON-SALARY EXPENSE	146,645,770	146,574,200	71,562	8
d	RESEARCH SUBAWARDS	47,380,302	47,379,741	561	
e	EMPLOYEE RELATED EXPENSES	40,039,524	31,903,704	4,009,873	4,125,947
f	All other expenses	-17,490,921	12,253,257	-30,243,309	499,131
25	Total functional expenses. Add lines 1 through 24f	3,394,846,813	3,049,465,949	266,505,405	78,875,459
26	Joint Costs. Check <input type="checkbox"/> if following SOP 98-2 Complete this line only if the organization reported in column (B) joint costs from a combined educational campaign and fundraising solicitation				

Part X Balance Sheet

		(A)		(B)
		Beginning of year		End of year
Assets	1 Cash—non-interest-bearing	262,138	1	290,086
	2 Savings and temporary cash investments	514,435,242	2	1,334,855,154
	3 Pledges and grants receivable, net	769,223,903	3	782,522,827
	4 Accounts receivable, net	255,163,205	4	238,554,287
	5 Receivables from current and former officers, directors, trustees, key employees or other related parties <i>Complete Part II of Schedule L</i>	1,200,000	5	3,808,771
	6 Receivables from other disqualified persons (as defined under section 4958(f)(1)) and persons described in section 4958(c)(3)(B) <i>Complete Part II of Schedule L</i>		6	
	7 Notes and loans receivable, net	446,241,304	7	489,618,017
	8 Inventories for sale or use	6,235,467	8	6,359,196
	9 Prepaid expenses and deferred charges	66,037,541	9	45,235,898
	10a Land, buildings, and equipment cost basis			
		10a 5,830,427,629		
	b Less accumulated depreciation <i>Complete Part VI of Schedule D</i>			
		10b 2,560,792,334	2,887,105,731	10c 3,269,635,295
	11 Investments—publicly traded securities	7,174,837,907	11	4,310,821,720
	12 Investments—other securities See Part IV, line 11 <i>Complete Part VII of Schedule D</i>	14,582,877,815	12	12,189,847,794
	13 Investments—program-related See Part IV, line 11 <i>Complete Part VIII of Schedule D</i>		13	
14 Intangible assets		14		
15 Other assets See Part IV, line 11 <i>Complete Part IX of Schedule D</i>		15		
16 Total assets. Add lines 1 through 15 (must equal line 34)	26,703,620,253	16	22,671,549,045	
Liabilities	17 Accounts payable and accrued expenses	1,067,779,811	17	1,119,774,523
	18 Grants payable		18	
	19 Deferred revenue	388,018,115	19	378,495,919
	20 Tax-exempt bond liabilities	1,090,916,342	20	1,167,506,905
	21 Escrow account liability <i>Complete Part IV of Schedule D</i>	423,196,653	21	316,403,754
	22 Payable to current and former officers, directors, trustees, key employees, highest compensated employees, and disqualified persons <i>Complete Part II of Schedule L</i>		22	
	23 Secured mortgages and notes payable to unrelated third parties	441,282,278	23	1,349,077,011
	24 Unsecured notes and loans payable		24	
	25 Other liabilities <i>Complete Part X of Schedule D</i>	601,799,717	25	301,250,288
	26 Total liabilities. Add lines 17 through 25	4,012,992,916	26	4,632,508,400
Net Assets or Fund Balances	Organizations that follow SFAS 117, check here <input checked="" type="checkbox"/> and complete lines 27 through 29, and lines 33 and 34.			
	27 Unrestricted net assets	16,617,042,891	27	8,286,639,279
	28 Temporarily restricted net assets	1,314,713,495	28	5,094,032,811
	29 Permanently restricted net assets	4,758,870,951	29	4,658,368,555
	Organizations that do not follow SFAS 117, check here <input type="checkbox"/> and complete lines 30 through 34.			
	30 Capital stock or trust principal, or current funds		30	
	31 Paid-in or capital surplus, or land, building or equipment fund		31	
	32 Retained earnings, endowment, accumulated income, or other funds		32	
	33 Total net assets or fund balances	22,690,627,337	33	18,039,040,645
	34 Total liabilities and net assets/fund balances	26,703,620,253	34	22,671,549,045

Part XI Financial Statements and Reporting

		Yes	No
1	Accounting method used to prepare the Form 990 <input type="checkbox"/> cash <input checked="" type="checkbox"/> accrual <input type="checkbox"/> other		
2a	Were the organization's financial statements compiled or reviewed by an independent accountant?	2a	No
b	Were the organization's financial statements audited by an independent accountant?	2b Yes	
c	If "Yes" to lines 2a or 2b, does the organization have a committee that assumes responsibility for oversight of the audit, review, or compilation of its financial statements and selection of an independent accountant?	2c Yes	
3a	As a result of a federal award, was the organization required to undergo an audit or audits as set forth in the Single Audit Act and OMB Circular A-133?	3a Yes	
b	If "Yes," did the organization undergo the required audit or audits?	3b Yes	

SCHEDULE A

(Form 990 or 990EZ)

Department of the Treasury
Internal Revenue Service

Public Charity Status and Public Support

To be completed by all section 501(c)(3) organizations and section 4947(a)(1) nonexempt charitable trusts.
Attach to Form 990 or Form 990-EZ. See separate instructions.

OMB No 1545-0047

2008

Open to Public Inspection

Name of the organization STANFORD UNIVERSITY BOARD OF TRUSTEES OF THE LELAND STANFORD JUNIOR UNIVERSITY	Employer identification number 94-1156365
---	--

Part I Reason for Public Charity Status (to be completed by all organizations) (See Instructions)

The organization is not a private foundation because it is (Please check only **one** organization)

1	<input type="checkbox"/>	A church, convention of churches, or association of churches described in Section 170(b)(1)(A)(i) .
2	<input checked="" type="checkbox"/>	A school described in Section 170(b)(1)(A)(ii) . (Attach Schedule E)
3	<input type="checkbox"/>	A hospital or a cooperative hospital service organization described in Section 170(b)(1)(A)(iii) . (Attach Schedule H)
4	<input type="checkbox"/>	A medical research organization operated in conjunction with a hospital described in Section 170(b)(1)(A)(iii) . Enter the hospital's name, city, and state
5	<input type="checkbox"/>	An organization operated for the benefit of a college or university owned or operated by a governmental unit described in Section 170(b)(1)(A)(iv) . (Complete Part II)
6	<input type="checkbox"/>	A federal, state, or local government or governmental unit described in Section 170(b)(1)(A)(v) .
7	<input type="checkbox"/>	An organization that normally receives a substantial part of its support from a governmental unit or from the general public described in Section 170(b)(1)(A)(vi) (Complete Part II)
8	<input type="checkbox"/>	A community trust described in Section 170(b)(1)(A)(vi) (Complete Part II)
9	<input type="checkbox"/>	An organization that normally receives (1) more than 33 1/3% of its support from contributions, membership fees, and gross receipts from activities related to its exempt functions—subject to certain exceptions, and (2) no more than 33 1/3% of its support from gross investment income and unrelated business taxable income (less section 511 tax) from businesses acquired by the organization after June 30, 1975 See Section 509(a)(2) . (Complete Part III)
10	<input type="checkbox"/>	An organization organized and operated exclusively to test for public safety See Section 509(a)(4) . (See instructions)
11	<input type="checkbox"/>	An organization organized and operated exclusively for the benefit of, to perform the functions of, or to carry out the purposes of one or more publicly supported organizations described in section 509(a)(1) or section 509(a)(2) See Section 509(a)(3) . Check the box that describes the type of supporting organization and complete lines 11e through 11h a <input type="checkbox"/> Type I b <input type="checkbox"/> Type II c <input type="checkbox"/> Type III - Functionally Integrated d <input type="checkbox"/> Type III - Other
e	<input type="checkbox"/>	By checking this box, I certify that the organization is not controlled directly or indirectly by one or more disqualified persons other than foundation managers and other than one or more publicly supported organizations described in section 509(a)(1) or section 509(a)(2)
f	<input type="checkbox"/>	If the organization received a written determination from the IRS that it is a Type I, Type II or Type III supporting organization, check this box
g	<input type="checkbox"/>	Since August 17, 2006, has the organization accepted any gift or contribution from any of the following persons? (i) a person who directly or indirectly controls, either alone or together with persons described in (ii) and (iii) below, the governing body of the the supported organization? (ii) a family member of a person described in (i) above? (iii) a 35% controlled entity of a person described in (i) or (ii) above?
h	<input type="checkbox"/>	Provide the following information about the organizations the organization supports

	Yes	No
11g(i)		
11g(ii)		
11g(iii)		

(i) Name of Supported Organization	(ii) EIN	(iii) Type of organization (described on lines 1- 9 above or IRC section (See Instructions))	(iv) Is the organization in col (i) listed in your governing document?		(v) Did you notify the organization in col (i) of your support?		(vi) Is the organization in col (i) organized in the U S ?		(vii) Amount of support?
			Yes	No	Yes	No	Yes	No	
Total									

Part II

Support Schedule for Organizations Described in IRC 170(b)(1)(A)(iv) and 170(b)(1)(A)(vi)
(Complete only if you checked the box on line 5, 7, or 8 of Part I.)

Public Support						
Calendar year (or fiscal year beginning in)	(a) 2004	(b) 2005	(c) 2006	(d) 2007	(e) 2008	(f) Total
1 Gifts, grants, contributions, and membership fees received (Do not include any "unusual grants ")						
2 Tax revenues levied for the organization's benefit and either paid to or expended on its behalf						
3 The value of services or facilities furnished by a governmental unit to the organization without charge						
4 Total. Add line 1-3						
5 The portion of total contribution by each person (other than a government unit or publicly supported organization) included on line 1 that exceed 2% of the amount shown on line 11, column (f)						
6 Public Support subtract line 5 from line 4						

Total Support						
Calendar year (or fiscal year beginning in)	(a) 2004	(b) 2005	(c) 2006	(d) 2007	(e) 2008	(f) Total
7 Amounts from line 4						
8 Gross income from interest, dividends, payments received on securities loans, rents, royalties and income from similar sources						
9 Net income from unrelated business activities, whether or not the business is regularly carried on						
10 Other income Do not include gain or loss from the sale of capital assets (Explain in Part IV)						
11 Total Support (Add lines 7 through 10)						
12 Gross receipts from related activities, etc (See instructions)					12	
13 First Five Years. If the Form 990 is for the organization's first, second, third, fourth, or fifth tax year as a 501(c)(3) organization, check this box and stop here						<input type="checkbox"/>

Computation of Public Support Percentage		
14 Public Support Percentage for 2008 (line 6 column (f) divided by line 11 column (f))	14	
15 Public Support Percentage for 2007 Schedule A, Part IV-A, line 26f	15	
16a 33 1/3% Test - 2008. If the organization did not check the box on line 13, and line 14 is 33 1/3% or more, check this box and stop here. The organization qualifies as a publicly supported organization		<input type="checkbox"/>
b 33 1/3% Test - 2007. If the organization did not check the box on line 13 or 16a, and line 15 is 33 1/3% or more, check this box and stop here. The organization qualifies as a publicly supported organization		<input type="checkbox"/>
17a 10% Facts and Circumstances Test - 2008. If the organization did not check a box on line 13, 16a, or 16b and line 14 is 10% or more, and if the organization meets the "facts and circumstances" test, check this box and stop here. Explain in Part IV how the organization meets the "facts and circumstances" test The organization qualifies as a publicly supported organization		<input type="checkbox"/>
b 10% Facts and Circumstances Test - 2007. If the organization did not check a box on line 13, 16a, 16b, or 17a and line 15 is 10% or more, and if the organization meets the "facts and circumstances" test, check this box and stop here. Explain in Part IV how the organization meets the "facts and circumstances" test The organization qualifies as a publicly supported organization		<input type="checkbox"/>
18 Private Foundation. If the organization did not check the box on line 13, 16a, 16b, 17a or 17b, check this box and see instructions		<input type="checkbox"/>

Part IIISupport Schedule for Organizations Described in IRC 509(a)(2)
(Complete only if you checked the box on line 9 of Part I.)

Section A. Public Support						
Calendar year (or fiscal year beginning in)	(a) 2004	(b) 2005	(c) 2006	(d) 2007	(e) 2008	(f) Total
1Gifts, grants, contributions, and membership fees received (Do not include any "unusual grants ")						
2Gross receipts from admissions, merchandise sold or services performed, or facilities furnished in any activity that is related to the organization's tax-exempt purpose						
3Gross receipts from activities that are not an unrelated trade or business under section 513						
4Tax revenues levied for the organization's benefit and either paid to or expended on its behalf						
5The value of services or facilities furnished by a governmental unit to the organization without charge						
6Total Add lines 1-5						
7aAmounts included on lines 1, 2, and 3 received from disqualified persons						
bAmounts included on lines 2 and 3 received from other than disqualified persons that exceed the greater of 1% of the total of lines 9, 10c, 11, and 12 for the year or \$5,000						
cTotal of lines 7a and 7b						
8Public Support (Subtract line 7c from line 6)						

Total Support						
Calendar year (or fiscal year beginning in)	(a) 2004	(b) 2005	(c) 2006	(d) 2007	(e) 2008	(f) Total
9Amounts from line 6						
10aGross income from interest, dividends, payments received on securities loans, rents, royalties and income from similar sources						
bUnrelated business taxable income (less section 511 taxes) from businesses acquired after 30 June, 1975						
cAdd lines 10a and 10b						
11Net income from unrelated business activities not included in line 10b, whether or not the business is regularly carried on						
12Other income Do not include gain or loss from the sale of capital assets (Explain in Part IV)						
13Total Support (Add lines 9, 10c, 11 and 12)						
14First Five Years If the Form 990 is for the organization's first, second, third, fourth, or fifth tax year as a 501(c)(3) organization, check this box and stop here						

Computation of Public Support Percentage			
15	Public Support Percentage for 2008 (line 8 column (f) divided by line 13 column (f))	15	
16	Public Support Percentage for 2007 Schedule A, Part IV -A, line 27g	16	

Computation of Investment Income Percentage			
17	Investment Income Percentage for 2008 (line 10c column (f) divided by line 13 column (f))	17	
18	Investment Income Percentage from 2007 Schedule A, Part IV -A, line 27h	18	
19a	33 1/3% Tests - 2008. If the organization did not check the box on line 14, and line 15 is more than 33 1/3%, and line 17 is not more than 33 1/3%, check this box and stop here. The organization qualifies as a publicly supported organization		
b	33 1/3% Tests - 2007. If the organization did not check a box on line 14 or line 19a, and line 16 is more than 33 1/3% and line 18 is not more than 33 1/3%, check this box and stop here. The organization qualifies as a publicly supported organization		
20	Private Foundation If the organization did not check a box on line 14, 19a or 19b, check this box and see instructions		

Part IV

Supplemental Information. Complete this part to provide the information required by Part II, line 10; Part II, line 17a or 17b, or Part III, line 12. Provide and any other additional information. (see instructions)

Facts and Circumstances Test

SCHEDULE C

(Form 990 or 990-EZ)

Department of the Treasury
Internal Revenue Service

Political Campaign and Lobbying Activities

For Organizations Exempt From Income Tax Under section 501(c) and section 527

To be completed by organizations described below. Attach to Form 990 or Form 990-EZ

OMB No 1545-0047

2008

Open to Public Inspection

If the organization answered “Yes,” to Form 990, Part IV, Line 3, or Form 990-EZ, Part VI, line 46 (Political Campaign Activities)

- Section 501(c)(3) organizations complete Parts I-A and B Do not complete Part I-C
- Section 501(c) (other than section 501(c)(3)) organizations complete Parts I-A and C below Do not complete Part I-B
- Section 527 organizations complete Part I-A only

If the organization answered “Yes,” to Form 990, Part IV, Line 4, or Form 990EZ, Part VI, line 47 (Lobbying Activities)

- Section 501(c)(3) organizations that have filed Form 5768 (election under section 501(h)) complete Part II-A Do not complete Part II-B
 - Section 501(c)(3) organizations that have NOT filed Form 5768 (election under section 501(h)) Complete Part II-B Do not complete Part II-A
- If the organization answered “Yes,” to Form 990, Part IV, Line 5 (Proxy Tax)
- Section 501(c)(4), (5), or (6) organizations complete Part III

Name of the organization STANFORD UNIVERSITY BOARD OF TRUSTEES OF THE LELAND STANFORD JUNIOR UNIVERSITY	Employer identification number 94-1156365
---	--

Part I-A To be completed by all organizations exempt under section 501(c) and section 527 organizations. (See the instructions for Schedule C for details.)

- 1

Provide a description of the organization's direct and indirect political campaign activities in Part IV
- 2

Political expenditures

\$
- 3

Volunteer hours

Part I-B To be completed by all organizations exempt under section 501(c)(3). (See the instructions for Schedule C for details.)

- 1

Enter the amount of any excise tax incurred by the organization under section 4955

\$
- 2

Enter the amount of any excise tax incurred by organization managers under section 4955

\$
- 3

If the organization incurred in a section 4955 tax, did it file Form 4720 for this year?

☐ Yes

☐ No
- 4a

Was a correction made?

☐ Yes

☐ No
- b

If "Yes," describe in Part IV

Part I-C To be completed by all organizations exempt under section 501(c), except section 501(c)(3). (See the instructions for Schedule C for details.)

- 1

Enter the amount directly expended by the filing organization for section 527 exempt function activities

\$
- 2

Enter the amount of the filing organization's internal funds contributed to other organizations for section 527 exempt funtion activities

\$
- 3

Total of direct and indirect exempt function expenditures. Add lines 1 and 2 and enter here and on Form 1120-POL, line 17b

\$
- 4

Did the filing organization file **Form 1120-POL** for this year?

☐ Yes

☐ No
- 5

State the names, addresses and Employer Identification Number (EIN) of all section 527 political organizations to which payments were made. Enter the amount paid and indicate if the amount was paid from the filing organization's own internal funds or were political contributions received and promptly and directly delivered to a separate political organization, such as a separate segregated fund or a political action committee (PAC). If additional space is needed, provide information in Part IV

(a) Name	(b) Address	(c) EIN	(d) Amount paid from filing organization's internal funds. If none, enter -0-	(e) Amount of political contributions received and promptly and directly delivered to a separate political organization. If none, enter -0-

Part II-A

To be completed by organizations exempt under section 501(c)(3) that filed Form 5768 (election under section 501(h)). (See the instructions for Schedule C for details.)

- A

Check

☐

if the filing organization belongs to an affiliated group
- B

Check

☐

if the filing organization checked box A and "limited control" provisions apply

Limits on Lobbying Expenditures— (The term "expenditures" means amounts paid or incurred.)		(a) Filing Organization's Totals	(b) Affiliated Group Totals
1a Total lobbying expenditures to influence public opinion (grass roots lobbying)			
b Total lobbying expenditures to influence a legislative body (direct lobbying)			
c Total lobbying expenditures (add lines 1a and 1b)			
d Other exempt purpose expenditures			
e Total exempt purpose expenditures (add lines 1c and 1d)			
f Lobbying nontaxable amount Enter the amount from the following table in both columns— If the amount on line 1e, column (a) or (b) is: Not over \$500,000 Over \$500,000 but not over \$1,000,000 Over \$1,000,000 but not over \$1,500,000 Over \$1,500,000 but not over \$17,000,000 Over \$17,000,000 The lobbying nontaxable amount is: 20% of the amount on line 1e \$100,000 plus 15% of the excess over \$500,000 \$175,000 plus 10% of the excess over \$1,000,000 \$225,000 plus 5% of the excess over \$1,500,000 \$1,000,000			
g Grassroots nontaxable amount (enter 25% of line 1f)			
h Subtract line 1g from line 1a Enter -0- if line g is more than line a			
i Subtract line 1f from line 1c Enter -0- if line f is more than line c			
j If there is an amount other than zero on either line 1h or line 1i, did the organization file Form 4720 reporting section 4911 tax for this year?		<input type="checkbox"/> Yes <input checked="" type="checkbox"/> No	

4-Year Averaging Period Under Section 501(h)
(Some organizations that made a section 501(h) election do not have to complete all of the five columns below. See the instructions for lines 1a through 1f of the instructions.)

Lobbying Expenditures During 4-Year Averaging Period					
Calendar year (or fiscal year beginning in)	(a) 2005	(b) 2006	(c) 2007	(d) 2008	(e) Total
2a Lobbying non-taxable amount					
b Lobbying ceiling amount (150% of line 2a, column(e))					
c Total lobbying expenditures					
d Grassroots non-taxable amount					
e Grassroots ceiling amount (150% of line d, column (e))					
f Grassroots lobbying expenditures					

Part II-B

To be completed by organizations exempt under section 501(c)(3) that have NOT filed Form 5768 (election under section 501(h)). (See the instructions for Schedule C for details.)

		(a)		(b)
		Yes	No	Amount
1	During the year, did the filing organization attempt to influence foreign, national, state or local legislation, including any attempt to influence public opinion on a legislative matter or referendum, through the use of			
a	Volunteers?	Yes		
b	Paid staff or management (include compensation in expenses reported on lines c through i)?	Yes		
c	Media advertisements?	Yes		4,413
d	Mailings to members, legislators, or the public?	Yes		194,793
e	Publications, or published or broadcast statements?	Yes		4,413
f	Grants to other organizations for lobbying purposes?	Yes		6,819
g	Direct contact with legislators, their staffs, government officials, or a legislative body?	Yes		377,909
h	Rallies, demonstrations, seminars, conventions, speeches, lectures, or any other means?	Yes		71,718
i	Other activities If "Yes," describe in Part IV		No	
j	Total lines 1c through 1i			660,065
2a	Did the activities in line 1 cause the organization to be not described in section 501(c)(3)?		No	
b	If "Yes" enter the amount of any tax incurred under section 4912			
c	If "Yes" enter the amount of any tax incurred by organization managers under section 4912			
d	If the filing organization incurred a section 4912 tax, did it file Form 4720 for this year?			

Part III-A

To be completed by all organizations exempt under section 501(c)(4), section 501(c)(5), or section 501(c)(6). (See the instructions for Schedule C for details.)

		Yes	No
1	Were substantially all (90% or more) dues received nondeductible by members?	1	
2	Did the organization make only in-house lobbying expenditures of \$2,000 or less?	2	
3	Did the organization agree to carryover lobbying and political expenditures from the prior year?	3	

Part III-B

To be completed by all organizations exempt under section 501(c)(4), section 501(c)(5), or section 501(c)(6) if BOTH Part III-A, questions 1 and 2 are answered "No" OR if Part III-A, question 3 is answered "Yes." (See the instructions for Schedule C for details.)

1	Dues, assessments and similar amounts from members	1 \$
2	Section 162(e) non-deductible lobbying and political expenditures (do not include amounts of political expenses for which the section 527(f) tax was paid).	
a	Current Year	2a \$
b	Carryover from last year	2b \$
c	Total	2c \$
3	Aggregate amount reported in section 6033(e)(1)(A) notices of nondeductible section 162(e) dues	3 \$
4	If notices were sent and the amount on line 2c exceeds the amount on line 3, what portion of the excess does the organization agree to carryover to the reasonable estimate of nondeductible lobbying and political expenditure next year?	4 \$
5	Taxable amount of lobbying and political expenditures (line 2c total minus 3 and 4)	5 \$

Part IV

Supplemental Information

Complete this part to provide the descriptions required for Part I-A, line 1, Part I-B, line 4, Part I-C, line 5, and Part II-B, line 1i. Also, complete this part for any additional information.

Identifier	Return Reference	Explanation
PART II-B - LOBBYING ACTIVITY EXPLANATION		An insubstantial portion of Stanford University's total activities involved legislative and regulatory matters of direct concern to higher education or of compelling importance to Stanford in particular. Institutional efforts to influence legislation and regulation are directed by the Office of Government and Community Relations. During fiscal year 2008-2009, the office consisted of four professional staff members, one intern, and two support persons. The University does not have a lobbying office in either Washington or Sacramento, and during this period, the University did not hire any outside registered lobbyist(s). Activities of Government & Community Relations staff include contacts by letters, phone calls and meetings with legislators, members of their staffs, or other government officials, and meetings with local citizens regarding Stanford issues with local governments. In fiscal year 2008-2009, legislative, executive and local regulatory issues handled by the university included the following: Local Issues: Zoning and land uses related to property owned by the University and contiguous to the University's academic campus. State Issues: Student aid, taxation, research funding issues, privacy issues, accounting issues, intellectual property issues, competency education issues, stem cell research issues. Federal Issues: Student aid, taxation, reimbursement of federal research costs, funding levels of research (e.g., NIH, DOE, NASA, DOD, NSF), funding for SLAC National Accelerator Laboratory, Medicare funding for teaching hospitals, research policy, and immigration policy. The total budget expended by the Office of Government and Community Relations was \$1,062,674. The estimated total expenses for lobbying are as follows: Salaries and benefits \$525,829; General Office Overhead \$115,728; Grants to Other Organizations \$6,819; Travel \$11,689; Total \$660,065. Amounts appearing on part II-B are reasonable estimated allocations of the above expenses, even allowing for the additional activities of Stanford University employees outside the Government and Community Relations Office working on behalf of the university. The total amount spent by Stanford in lobbying represents an insignificant part of the University's total expenditures.

Supplemental Information

Explanation

SCHEDULE D
(Form 990)

Supplemental Financial Statements

OMB No 1545-0047

2008

Open to Public Inspection

Department of the Treasury
Internal Revenue Service

▶ Attach to Form 990. To be completed by organizations that answered "Yes," to Form 990, Part IV, line 6, 7, 8, 9, 10, 11, or 12.

Name of the organization STANFORD UNIVERSITY BOARD OF TRUSTEES OF THE LELAND STANFORD JUNIOR UNIVERSITY	Employer identification number 94-1156365
---	--

Part I Organizations Maintaining Donor Advised Funds or Other Similar Funds or Accounts. Complete if the organization answered "Yes" to Form 990, Part IV, line 6.

	(a) Donor advised funds	(b) Funds and other accounts
1	Total number at end of year	26
2	Aggregate Contributions to (during year)	3,771,978
3	Aggregate Grants from (during year)	2,781,500
4	Aggregate value at end of year	204,547,919
5	Did the organization inform all donors and donor advisors in writing that the assets held in donor advised funds are the organization's property, subject to the organization's exclusive legal control? <div>YesNo</div>	
6	Did the organization inform all grantees, donors, and donor advisors in writing that grant funds may be used only for charitable purposes and not for the benefit of the donor or donor advisor or other impermissible private benefit? <div>YesNo</div>	

Part II Conservation Easements. Complete if the organization answered "Yes" to Form 990, Part IV, line 7.

1	Purpose(s) of conservation easements held by the organization (check all that apply) <div><div><input type="checkbox"/> Preservation of land for public use (e g , recreation or pleasure)</div><div><input type="checkbox"/> Preservation of an historically importantly land area</div><div><input type="checkbox"/> Protection of natural habitat</div><div><input type="checkbox"/> Preservation of certified historic structure</div><div><input type="checkbox"/> Preservation of open space</div></div>										
2	Complete lines 2a–2d if the organization held a qualified conservation contribution in the form of a conservation easement on the last day of the tax year										
	<table><tr><td></td><td>Held at the End of the Year</td></tr><tr><td>a</td><td>Total number of conservation easements</td></tr><tr><td>b</td><td>Total acreage restricted by conservation easements</td></tr><tr><td>c</td><td>Number of conservation easements on a certified historic structure included in (a)</td></tr><tr><td>d</td><td>Number of conservation easements included in (c) acquired after 8/17/06</td></tr></table>		Held at the End of the Year	a	Total number of conservation easements	b	Total acreage restricted by conservation easements	c	Number of conservation easements on a certified historic structure included in (a)	d	Number of conservation easements included in (c) acquired after 8/17/06
	Held at the End of the Year										
a	Total number of conservation easements										
b	Total acreage restricted by conservation easements										
c	Number of conservation easements on a certified historic structure included in (a)										
d	Number of conservation easements included in (c) acquired after 8/17/06										
3	Number of conservation easements modified, transferred, released, extinguished, or terminated by the organization during the taxable year ▶										
4	Number of states where property subject to conservation easement is located ▶										
5	Does the organization have a written policy regarding the periodic monitoring, inspection, violations, and enforcement of the conservation easements it holds? <div>YesNo</div>										
6	Staff or volunteer hours devoted to monitoring, inspecting and enforcing easements during the year ▶										
7	Amount of expenses incurred in monitoring, inspecting, and enforcing easements during the year ▶ \$										
8	Does each conservation easement reported on line 2(d) above satisfy the requirements of section 170(h)(4)(B)(i) and 170(h)(4)(B)(ii)? <div>YesNo</div>										
9	In Part XIV, describe how the organization reports conservation easements in its revenue and expense statement, and balance sheet, and include, if applicable, the text of the footnote to the organization's financial statements that describes the organization's accounting for conservation easements										

Part III Organizations Maintaining Collections of Art, Historical Treasures, or Other Similar Assets. Complete if the organization answered "Yes" to Form 990, Part IV, line 8.

1a	If the organization elected, as permitted under SFAS 116, not to report in its revenue statement and balance sheet works of art, historical treasures, or other similar assets held for public exhibition, education or research in furtherance of public service, provide, in Part XIV, the text of the footnote to its financial statements that describes these items
b	If the organization elected, as permitted under SFAS 116, to report in its revenue statement and balance sheet works of art, historical treasures, or other similar assets held for public exhibition, education, or research in furtherance of public service, provide the following amounts relating to these items
	(i) Revenues included in Form 990, Part VIII, line 1 ▶ \$
	(ii) Assets included in Form 990, Part X ▶ \$
2	If the organization received or held works of art, historical treasures, or other similar assets for financial gain, provide the following amounts required to be reported under SFAS 116 relating to these items
a	Revenues included in Form 990, Part VIII, line 1 ▶ \$
b	Assets included in Form 990, Part X ▶ \$

Part III

Organizations Maintaining Collections of Art, Historical Treasures, or Other Similar Assets (continued)

3

Using the organization's accession and other records, check any of the following that are a significant use of its collection items (check all that apply)

a

☒

Public exhibition

b

☒

Scholarly research

c

☒

Preservation for future generations

d

☒

Loan or exchange programs

e

☐

Other

4

Provide a description of the organization's collections and explain how they further the organization's exempt purpose in Part XIV

5

During the year, did the organization solicit or receive donations of art, historical treasures or other similar assets to be sold to raise funds rather than to be maintained as part of the organization's collection?

☐ Yes

☒ No

Part IV

Trust, Escrow and Custodial Arrangements. Complete if the organization answered "Yes" to Form 990, Part IV, line 9, or reported an amount on Form 990, Part X, line 21.

1a

Is the organization an agent, trustee, custodian or other intermediary for contributions or other assets not included on Form 990, Part X?

☐ Yes

☒ No

b

If "Yes," explain why in Part XIV and complete the following table

	Amount
1c	
1d	
1e	
1f	

2a

Did the organization include an amount on Form 990, Part X, line 21?

☒ Yes

☐ No

b

If "Yes," explain the arrangement in Part XIV

Part V

Endowment Funds. Complete if the organization answered "Yes" to Form 990, Part IV, line 10.

	(a)Current Year	(b)Prior Year	(c)Two Years Back	(d)Three Years Back	(e)Four Years Back
1a	Beginning of year balance	17,214,373,000			
b	Contributions	155,359,000			
c	Investment earnings or losses	-3,470,843,000			
d	Grants or scholarships	209,983,118			
e	Other expenditures for facilities and programs	1,069,811,882			
f	Administrative expenses				
g	End of year balance	12,619,094,000			

2

Provide the estimated percentage of the year end balance held as

a

Board designated or quasi-endowment ▶ 37 431 %

b

Permanent endowment ▶ 62 063 %

c

Term endowment ▶ 0 507 %

3a

Are there endowment funds not in the possession of the organization that are held and administered for the organization by

(i)

unrelated organizations

3a(i)

Yes

No

(ii)

related organizations

3a(ii)

Yes

No

b

If "Yes" to 3a(ii), are the related organizations listed as required on Schedule R?

3b

Yes

No

4

Describe in Part XIV the intended uses of the organization's endowment funds

Part VI

Investments—Land, Buildings, and Equipment. See Form 990, Part X, line 10.

Description of investment	(a) Cost or other basis (investment)	(b)Cost or other basis (other)	(c) Depreciation	(d) Book value
1a Land		95,859,814		95,859,814
b Buildings		3,622,638,652	1,360,971,603	2,261,667,049
c Leasehold improvements		145,700,954	118,651,951	27,049,003
d Equipment		1,385,377,017	1,081,168,780	304,208,237
e Other		580,851,192		580,851,192
Total. Add lines 1a-1e (Column (d) should equal Form 990, Part X, column (B), line 10(c).)				3,269,635,295

(a) Description of security or category (including name of security)	(b) Book value	(c) Method of valuation Cost or end-of-year market value
Financial derivatives and other financial products		
Closely-held equity interests		
Other LAND, BUILDINGS & EQUIPMENT	2,054,793,146	
Other ENDOWMENT CASH & ST INVESTMENT	534,155,338	
Other ASSETS HELD BY OTHER TRUSTEES	139,473,956	
Other LIMITED PARTNERSHIPS	10,507,461,109	
Other MINERAL RIGHTS & OTHER	70,240,989	
Other AND LSP CHILDREN'S HOSPITAL	-1,116,276,744	
Total. (Column (b) should equal Form 990, Part X, col (B) line 12)	12,189,847,794	

(a) Description of investment type	(b) Book value	(c) Method of valuation Cost or end-of-year market value
Total. (Column (b) should equal Form 990, Part X, col (B) line 13) 		

(a) Description	(b) Book value
Total. (Column (b) should equal Form 990, Part X, col.(B) line 15.)	

(a) Description of Liability	(b) Amount
Federal Income Taxes	
FOR SECURITIES LOANED	248,047,548
FUNDS	53,202,740
Total. (Column (b) should equal Form 990, Part X, col (B) line 25)	301,250,288

Schedule D (Form 990) 2008

Part XI Reconciliation of Change in Net Assets from Form 990 to Financial Statements				
1	Total revenue (Form 990, Part VIII, column (A), line 12)	1	2,231,172,246	
2	Total expenses (Form 990, Part IX, column (A), line 25)	2	3,394,846,813	
3	Excess or (deficit) for the year Subtract line 2 from line 1	3	-1,163,674,567	
4	Net unrealized gains (losses) on investments	4	-3,236,876,520	
5	Donated services and use of facilities	5		
6	Investment expenses	6		
7	Prior period adjustments	7		
8	Other (Describe in Part XIV)	8	-251,035,605	
9	Total adjustments (net) Add lines 4 - 8	9	-3,487,912,125	
10	Excess or (deficit) for the year per financial statements Combine lines 3 and 9	10	-4,651,586,692	
Part XII Reconciliation of Revenue per Audited Financial Statements With Revenue per Return				
1	Total revenue, gains, and other support per audited financial statements	1	-1,521,742,000	
2	Amounts included on line 1 but not on Form 990, Part VIII, line 12			
a	Net unrealized gains on investments	2a	-3,236,876,520	
b	Donated services and use of facilities	2b		
c	Recoveries of prior year grants	2c		
d	Other (Describe in Part XIV)	2d	-461,355,503	
e	Add lines 2a through 2d	2e	-3,698,232,023	
3	Subtract line 2e from line 1	3	2,176,490,023	
4	Amounts included on Form 990, Part VIII, line 12, but not on line 1			
a	Investment expenses not included on Form 990, Part VIII, line 7b	4a	56,544,597	
b	Other (Describe in Part XIV)	4b	-1,862,374	
c	Add lines 4a and 4b	4c	54,682,223	
5	Total Revenue Add lines 3 and 4c. (This should equal Form 990, Part I, line 12)	5	2,231,172,246	

Part XIII Reconciliation of Expenses per Audited Financial Statements With Expenses per Return				
1	Total expenses and losses per audited financial statements	1	3,129,846,000	
2	Amounts included on line 1 but not on Form 990, Part IX, line 25			
a	Donated services and use of facilities	2a		
b	Prior year adjustments	2b		
c	Losses reported on Form 990, Part IX, line 25	2c		
d	Other (Describe in Part XIV)	2d	1,863,682	
e	Add lines 2a through 2d	2e	1,863,682	
3	Subtract line 2e from line 1	3	3,127,982,318	
4	Amounts included on Form 990, Part IX, line 25, but not on line 1:			
a	Investment expenses not included on Form 990, Part VIII, line 7b	4a	56,544,597	
b	Other (Describe in Part XIV)	4b	210,319,898	
c	Add lines 4a and 4b	4c	266,864,495	
5	Total expenses Add lines 3 and 4c. (This should equal Form 990, Part I, line 18)	5	3,394,846,813	

Part XIV Supplemental Information		
Complete this part to provide the descriptions required for Part II, lines 3, 5, and 9, Part III, lines 1a and 4, Part XIV, lines 1b and 2b, Part V, line 4, Part X, Part XI, line 8, Part XII, lines 2d and 4b, and Part XIII, lines 2d and 4b		
Identifier	Return Reference	Explanation
Schedule D, Part III, Line 1a	Works of Art and Special Collections	Works of art, historical treasures, literary works and artifacts, which are preserved and protected for educational, research and public exhibition purposes, are not capitalized Purchases of such collections are recorded as operating expenses in the period in which they are acquired
Schedule D, Part III, Line 4		The Cantor Arts Center at Stanford University is a museum committed to intellectual exploration and the pursuit of knowledge, fostering a sense of discovery through direct experiences with works of art The Center collects, preserves, and studies art from all cultures and periods, serving the University and the public through exhibitions and programs that inspire the understanding and enjoyment of art Schedule D, Part IV, Line 2b STANFORD UNIVERSITY SERVES AS TRUSTEE FOR CERTAIN LIVING TRUSTS INCLUDED ON ITS BALANCE SHEET Schedule D, Part V, Line 3a(i) INCLUDED IN UNIVERSITY ENDOWMENT ARE SEVERAL TRUSTS MANAGED BY TRUSTEES NOT RELATED TO THE UNIVERSITY Schedule D, Part V, Line 3a(ii) and Line 3b INCLUDED IN THE ENDOWMENT BALANCE ON LINE 1G ARE THE ASSETS OF THE FREIDENRICH SUPPORT FOUNDATION, A RELATED ORGANIZATION
schedule d, Part V, Line 4	INTENDED USES OF THE ENDOWMENT FUNDS	In 1885, Leland and Jane Lathrop Stanford said of their founding grant "it shall constitute the foundation and endowment for the University herein provided, and upon the trust that the principal thereof shall forever remain intact, and that the rents, issues, and profits thereof shall be devoted to the foundation and maintenance of the University hereby founded and endowed, and the uses and purposes herein mentioned " Today, Stanford's endowment consists of thousands of individual funds, many of which are restricted to particular uses (e g , scholarship funds for undergraduates, fellowship funds to support graduate students, research funds directed to many different areas, program support funds, funds to support professors, funds to support lectures, funds to provide building and ground maintenance, funds to support the university's museum, funds to support the acquisition of library materials) The funds are invested in perpetuity for long term growth and the payout is used for the purpose set forth in the gift document Some endowment funds do not have purpose restrictions and the payout from these funds is used to support the general operations and infrastructure of the university as well as many other parts of the university Endowment payout is a reliable source of continuing support and is crucial to the funding of the many long term commitments that the university must make The endowment makes Stanford less dependent on sources of income that are out its control and subject to change The endowment payout covers approximately 20% of Stanford's total expenses Stanford is currently directing considerable research and education efforts toward addressing the challenges crucial to the world In particular, it is seeking solutions to some of the most challenging problems in human health, international peace and security and the environment and sustainability Stanford continues to be one of few private institutions that enroll and admit the very best applicants, regardless of their families' income Endowment support contributes greatly to the success of these efforts For the year ended august 31, 2009, endowment payout supported the following broad functions of the university as follows (in millions of dollars) Instruction and Research \$448,551,303 Libraries \$ 20,098,749 Student Financial aid \$209,983,118 As a result of endowment support of student aid, Stanford is able to waive the total cost of tuition for students from most families with incomes less than \$100,000 Students from most families making less than \$60,000 will have the full cost of attendance (principally tuition, room & board and books) covered Included in the AMOUNT reported in Schedule D Part V, Line 2b are previously reinvested gains on endowment funds that are available for future payout pending approval of the Board of Trustees through the establishment of their annual approved payout rate SCHEDULE D, PART V, LINE 1E Endowment Funds "Other expenditures for facilities and programs" are net withdrawals from funds functioning as endowment of \$325,119,000 and other adjustments of \$1,842,000 schedule d, Part VI BALANCES AS REPORTED ON THE UNIVERSITY FINANCIAL STATEMENTS HAVE BEEN RECLASSIFIED TO COMPLY WITH 990 REPORTING REQUIREMENTS
schedule d, part x	STANFORD DID NOT REPORT A FIN 48 LIABILITY	Schedule D, Part XI, Line 8 Adjustment to equity relating to living trusts and derivatives (\$251,035,605)
Schedule D, Part XII, Line 2d	Financial Aid (\$210,319,898)	Other, Including adjustment to equity relating to living trusts and derivatives (\$251,035,605)
Schedule D, Part XII, Line 4b	EXPENSES OF SPECIAL EVENTS FROM 990, PART VIII, LINE 8B (59,244)	Cost of Goods Sold From 990 Part VIII, Line 10B (\$1,804,077) Financial Statement Rounding \$947
Schedule D, Part XIII Line 2d	EXPENSES OF SPECIAL EVENTS FROM 990, PART VIII, LINE 8B \$59,244	Cost of Goods Sold from 990 Part VIII Line 10B \$1,804,077 Financial Statement Rounding \$361 Schedule D, Part XIII Line 4b Financial Aid \$210,319,898

SCHEDULE E

(Form 990 or 990-EZ)

Schools

OMB No 1545-0047

2008

Open to Public Inspection

Department of the Treasury

Internal Revenue Service

Attach to Form 990 or Form 990-EZ. To be completed by organizations that answer "Yes" to Form 990, Part IV, line 13, or Form 990-EZ, Part VI, line 48.

Name of the organization STANFORD UNIVERSITY BOARD OF TRUSTEES OF THE LELAND STANFORD JUNIOR UNIVERSITY	Employer identification number 94-1156365
--	---

1 Does the organization have a racially nondiscriminatory policy toward students by statement in its charter, bylaws, other governing instrument, or in a resolution of its governing body?

2 Does the organization include a statement of its racially nondiscriminatory policy toward students in all its brochures, catalogues, and other written communications with the public dealing with student admissions, programs, and scholarships?

3 Has the organization publicized its racially nondiscriminatory policy through newspaper or broadcast media during the period of solicitation for students, or during the registration period if it has no solicitation program, in a way that makes the policy known to all parts of the general community it serves? If "Yes," please describe If "No," please explain

STANFORD MEETS THE CRITERIA OF SECTION 4 03 2(B) OF REV PROC 75-50 THROUGH ADMISSION AND FINANCIAL AID OFFICES OUTREACH PROGRAMS WHICH PUBLICIZE STANFORD UNIVERSITY'S ACADEMIC OPPORTUNITIES AT SECONDARY AND POST-SECONDARY SCHOOLS THROUGHOUT THE UNITED STATES

4 Does the organization maintain the following?

- a Records indicating the racial composition of the student body, faculty, and administrative staff?
- b Records documenting that scholarships and other financial assistance are awarded on a racially nondiscriminatory basis?
- c Copies of all catalogues, brochures, announcements, and other written communications to the public dealing with student admissions, programs, and scholarships?
- d Copies of all material used by the organization or on its behalf to solicit contributions?
- If you answered "No" to any of the above, please explain (If you need more space, attach a separate statement)

5 Does the organization discriminate by race in any way with respect to

a Students' rights or privileges?

b Admissions policies?

c Employment of faculty or administrative staff?

d Scholarships or other financial assistance?

e Educational policies?

f Use of facilities?

g Athletic programs?

h Other extracurricular activities?

If you answered "Yes" to any of the above, please explain (If you need more space, attach a separate statement)

6a Does the organization receive any financial aid or assistance from a governmental agency?

b Has the organization's right to such aid ever been revoked or suspended?

If you answered "Yes" to either 6a or b, please explain using an attached statement

7 Does the organization certify that it has complied with the applicable requirements of sections 4 01 through 4 05 of Rev Proc 75-50, 1975-2 C B 587, covering racial nondiscrimination? If "No," attach an explanation

	YES	NO
1	Yes	
2	Yes	
3		No
4a	Yes	
4b	Yes	
4c	Yes	
4d	Yes	
5a		No
5b		No
5c		No
5d		No
5e		No
5f		No
5g		No
5h		No
6a	Yes	
6b		No
7	Yes	

OMB No 1545-0047
2008
**Open to Public
 Inspection**

▶ Attach to Form 990. Complete if the organization answered "Yes" to Form 990, Part IV, line 14b.

94-1156365

3 Activities per Region (Use Schedule F-1 (Form 990) if additional space is needed)

For Paperwork Reduction Act Notice, see the instructions for Form 990. Cat No 50082W **Schedule F (Form 990) 2008**

Part II **Grants and Other Assistance to Organizations or Entities Outside the United States.** Complete if the organization answered "Yes" to Form 990, Part IV, line 15, for any recipient who received more than \$5,000. Check this box if no one recipient received more than \$5,000 ☐ 
Use Schedule F-1 if additional space is needed.

[illegible]

2 Enter total number of organizations that are recognized as charities by the foreign country or for which the grantee or counsel has provided a section 501(c)(3) equivalency letter _____

3 Enter total number of other organizations or entities ►

Part IIIGrants and Other Assistance to Individuals Outside the United States. Complete if the organization answered "Yes" to Form 990, Part IV, line 16. Use Schedule F-1 (Form 990) if additional space is needed.

(a) Type of grant or assistance	(b) Region	(c) Number of recipients	(d) Amount of cash grant	(e) Manner of cash disbursement	(f) Amount of non-cash assistance	(g) Description of non-cash assistance	(h) Method of valuation (book, FMV, appraisal, other)
research grant - senior scholar support	Europe/Iceland/Greenland	6	285,310	check/wire			
research grant - senior scholar support	East Asia/Pacific	4	60,128	check			
research grant - senior scholar support	North America	1	15,000	check			
research grant - senior scholar support	Middle East/North Africa	1	50,000	wire			
loan forgiveness	Europe/Iceland/Greenland	2	13,797	check			
loan forgiveness	South America	2	11,000	check			
prize	North America	1	15,750	check			
prize	Europe/Iceland/Greenland	3	3,100	check			
stipends	Europe/Iceland/Greenland	42	134,461	wire			
stipends	East Asia/Pacific	21	52,300	wire/check			

Software ID:
Software Version:
EIN: 94-1156365
Name: STANFORD UNIVERSITY BOARD OF TRUSTEES
OF THE LELAND STANFORD JUNIOR UNIVERSITY

Form 990 Schedule F Part I - Activities Outside The United States

(a) Region	(b) Number of offices in the region	(c) Number of employees or agents in region	(d) Activities conducted in region (by type) (i.e., fundraising, program services, grants to recipients located in the region)	(e) If activity listed in (d) is a program service, describe specific type of service(s) in region	(f) Total expenditures in region
Europe (Including Iceland and Greenland)	5	23	Program Services	Study Abroad	7,980,073
North America			Program Services	Study Abroad	20,609
Middle East and North Africa			Program Services	study abroad	40,032
South Asia			Program Services	study abroad	87,747
East Asia and the Pacific	2	7	Program Services	study abroad	2,350,411
Russia and the Newly Independent States	1	2	Program Services	study abroad	158,196
South America	1	4	Program Services	study abroad	1,340,366
Sub-Saharan Africa	1	1	Program Services	study abroad	271,107
Europe (Including Iceland and Greenland)			Program Services	research	1,119,378
North America			Program Services	research	112,805
Middle East and North Africa			Program Services	research	15,201
South Asia			Program Services	research	258,802
East Asia and the Pacific			Program Services	research	569,706
South America			Program Services	research	21,678
Sub-Saharan Africa			Program Services	research	210,443
East Asia and the Pacific			Program Services	research sub-award	1,020,689
Europe (Including Iceland and Greenland)			Program Services	research sub-award	1,545,065
Sub-Saharan Africa			Program Services	research sub-award	35,000
East Asia and the Pacific			Program Services	Education Music	37,364
East Asia and the Pacific			Program Services	Education Executive	3,951
Europe (Including Iceland and Greenland)			Program Services	Education Executive	153,183
North America			Program Services	Education Executive	888
South Asia			Program Services	Education Executive	10,985
East Asia and the Pacific			Program Services	Education GIFTED	128,035
Europe (Including Iceland and Greenland)			Program Services	Education GIFTED	176,454
Sub-Saharan Africa			Program Services	Education Law	26,624
Europe (Including Iceland and Greenland)			Program Services	Education Travel	642,906
Middle East and North Africa			Program Services	Education Travel	12,927
North America			Program Services	Education Travel	4,500
Russia and the Newly Independent States			Program Services	Education Travel	100,222
South America			Program Services	Education Travel	7,024
South Asia			Program Services	Education Travel	167,312
Sub-Saharan Africa			Program Services	Education Travel	6,068
East Asia and the Pacific			Grantmaking	Research sub-award	791,843
Europe (Including Iceland and Greenland)			Grantmaking	Research sub-award	1,420,285
Middle East and North Africa			Grantmaking	Research sub-award	203,851
North America			Grantmaking	Research sub-award	386,286
South America			Grantmaking	Research sub-award	61,511
South Asia			Grantmaking	Research sub-award	65,402
Sub-Saharan Africa			Grantmaking	Research sub-award	436,485
Europe (Including Iceland and Greenland)			Grantmaking	Awards/Prizes	3,100
North America			Grantmaking	Awards/Prizes	15,750
Europe (Including Iceland and Greenland)			Grantmaking	Internships	134,461
East Asia and the Pacific			Grantmaking	Internships	35,800
Europe (Including Iceland and Greenland)			Grantmaking	Student Loan	13,797
South America			Grantmaking	Student Loan	11,000
East Asia and the Pacific			Grantmaking	Research fellowships	60,128
Europe (Including Iceland and Greenland)			Grantmaking	Research fellowships	285,310
Middle East and North Africa			Grantmaking	Research fellowships	50,000
North America			Grantmaking	Research fellowships	15,000
East Asia and the Pacific			Grantmaking	Stipends	16,500
East Asia and the Pacific			Fundraising		76,632
Europe (Including Iceland and Greenland)		1	Fundraising		436,416
Middle East and North Africa			Fundraising		1,958
North America			Fundraising		18,554
South Asia			Fundraising		936
Central America and the Caribbean			Program Services	Investments	
East Asia and the Pacific			Program Services	Investments	
Europe (Including Iceland and Greenland)			Program Services	Investments	
North America			Program Services	Investments	
Russia and the Newly Independent States			Program Services	Investments	
South America			Program Services	Investments	
South Asia			Program Services	Investments	
Sub-Saharan Africa			Program Services	Investments	

Form 990 Schedule F Part II - Grants and Other Assistance to Organizations or Entities Outside The United States

(a) Name of organization	(b) IRS code section and EIN(if applicable)	(c) Region	(d) Purpose of grant	(e) Amount of cash grant	(f) Manner of cash disbursement	(g) Amount of non-cash assistance	(h) Description of non-cash assistance	(i) Method of valuation (book, FMV, appraisal, other)
		Europe/Iceland/Greenland	Sub-award	63,021	wire			
		Europe/Iceland/Greenland	sub-award	39,552	check			
		Europe/Iceland/Greenland	sub-award	420,344	check			
		Europe/Iceland/Greenland	sub-award	17,916	wire			
		Europe/Iceland/Greenland	sub-award	7,814	check			
		Europe/Iceland/Greenland	sub-award	120,000	check			
		Europe/Iceland/Greenland	sub-award	7,528	wire			
		Europe/Iceland/Greenland	sub-award	389,117	check			
		Europe/Iceland/Greenland	sub-award	96,049	check			
		Europe/Iceland/Greenland	sub-award	146,213	check			
		Europe/Iceland/Greenland	sub-award	39,070	check			
		Europe/Iceland/Greenland	sub-award	73,661	check			
		Sub-Saharan Africa	sub-award	50,000	wire			
		Sub-Saharan Africa	sub-award	41,367	wire/check			
		Sub-Saharan Africa	sub-award	11,600	wire			
		Sub-Saharan Africa	sub award	287,649	wire			
		East Asia/Pacific	sub-award	20,906	check			
		East Asia/Pacific	sub-award	98,490	check			
		East Asia/Pacific	sub-award	20,519	check			
		East Asia/Pacific	sub-award	6,959	wire			
		East Asia/Pacific	sub-award	465,673	wire/check			
		East Asia/Pacific	sub-award	179,296	check			
		Middle East/North Africa	sub-award	11,987	check			
		Middle East/North Africa	sub-award	191,864	check			
		North America	sub-award	55,093	check			
		North America	sub-award	16,174	check			
		North America	sub-award	153,230	check			
		North America	sub-award	20,055	check			
		North America	sub-award	30,488	check			
		North America	sub-award	111,245	check			

(a) Name of organization	(b) IRS code section and EIN (if applicable)	(c) Region	(d) Purpose of grant	(e) Amount of cash grant	(f) Manner of cash disbursement	(g) Amount of non-cash assistance	(h) Description of non-cash assistance	(i) Method of valuation (book, FMV, appraisal, other)
		South America	sub-award	61,511	check			
		South Asia	sub-award	20,260	wire			
		South Asia	sub-award	29,697	wire			
		South Asia	sub-award	15,445	check			
		Sub-Saharan Africa	sub-award	45,860	wire			

2008

Open to Public Inspection

Department of the Treasury
Internal Revenue Service

▶ Attach to Form 990 or Form 990-EZ. Must be completed by organizations that answer "Yes" to Form 990, Part IV, lines 17, 18, or 19, and by organizations that enter more than \$15,000 on Form 990-EZ, line 6a.

Name of the organization
STANFORD UNIVERSITY BOARD OF TRUSTEES
OF THE LELAND STANFORD JUNIOR UNIVERSITY

Employer identification number

94-1156365

Part I Fundraising Activities. Complete if the organization answered "Yes" to Form 990, Part IV, line 17.

1 Indicate whether the organization raised funds through any of the following activities. Check all that apply.

a ☐ Mail solicitations

b Email solicitations

c Phone solicitations

d ☐ In-person solicitations

e ☐ Solicitation of non-government grants

f ☐ Solicitation of government grants

g ☐ Special fundraising events

2a Did the organization have a written or oral agreement with any individual (including officers, directors, trustees or key employees listed in Form 990, Part VII) or entity in connection with professional fundraising activities?

☐ Yes ☐ No

b If "Yes," list the ten highest paid individuals or entities (fundraisers) pursuant to agreements under which the fundraiser is to be compensated at least \$5,000 by the organization. Form 990-EZ filers are not required to complete this table.

(i) Name of individual or entity (fundraiser)	(ii) Activity	(iii) Did fundraiser have custody or control of contributions?		(iv) Gross receipts from activity	(v) Amount paid to (or retained by) fundraiser listed in col (i)	(vi) Amount paid to (or retained by) organization
		Yes	No			
Total						

3 List all states in which the organization is registered or licensed to solicit funds or has been notified it is exempt from registration or licensing

Part II Fundraising Events. Complete if the organization answered "Yes" to Form 990, Part IV, line 18, or reported more than \$15,000 on Form 990-EZ, line 6a. List events with gross receipts greater than \$5,000.

		(a) Event #1	(b) Event #2	(c) Other Events	(d) Total Events
		<u>shultz tour.</u> (event type)	<u>coaching swing</u> (event type)	<u>2</u> (total number)	(Add col (a) through col (c))
Revenue	1	Gross receipts	8,125	10,462	11,832
	2	Less Charitable contributions			
	3	Gross revenue (line 1 minus line 2)	8,125	10,462	11,832
Direct Expenses	4	Cash Prizes			
	5	Non-cash Prizes			
	6	Rent/Facility costs	1,000		1,000
	7	Other direct expenses	26,530	4,169	27,545
	8	Direct expense summary Add lines 4 through 7 in column (d) ▶			59,244
	9	Net income summary Combine lines 3 and 8 in column (d). ▶			-28,825

Part III Gaming. Complete if the organization answered "Yes" to Form 990, Part IV, line 19, or reported more than \$15,000 on Form 990-EZ, line 6a.

		(a) Bingo	(b) Pull tabs/Instant bingo/progressive bingo	(c) Other gaming	(d) Total gaming (Add col (a) through col (c))
Direct Expenses	1	Gross revenue			
	2	Cash prizes			
	3	Non-cash prizes			
	4	Rent/facility costs			
	5	Other direct expenses			
	6	Volunteer labor <input type="checkbox"/> Yes _____ % <input type="checkbox"/> No	<input type="checkbox"/> Yes _____ % <input type="checkbox"/> No	<input type="checkbox"/> Yes _____ % <input type="checkbox"/> No	
	7	Direct expense summary Add lines 2 through 5 in column (d) ▶			
	8	Net gaming income summary Combine lines 1 and 7 in column (d) ▶			

		Yes	No
9	Enter the state(s) in which the organization operates gaming activities _____		
a	Is the organization licensed to operate gaming activities in each of these states?	9a	
b	If "No," Explain _____ _____		
10a	Were any of the organization's gaming licenses revoked, suspended or terminated during the tax year?	10a	
b	If "Yes," Explain _____ _____		
11	Does the organization operate gaming activities with nonmembers?	11	
12	Is the organization a grantor, beneficiary or trustee of a trust or a member of a partnership or other entity formed to administer charitable gaming?	12	

		Yes	No
13	Indicate the percentage of gaming activity operated in		
a	The organization's facility 13a		
b	An outside facility 13b		
14	Provide the name and address of the person who prepares the organization's gaming/special events books and records		
Name ► _____			
Address ► _____			
15a	Does the organization have a contract with a third party from whom the organization receives gaming revenue?	15a	
b	If "Yes," enter the amount of gaming revenue received by the organization ► \$ _____ and the amount of gaming revenue retained by the third party ► \$ _____		
c	If "Yes," enter name and address		
Name ► _____			
Address ► _____			
16	Gaming manager information		
Name ► _____			
Gaming manager compensation ► \$ _____			
Description of services provided ► _____			
<input type="checkbox"/> Director/officer <input type="checkbox"/> Employee <input type="checkbox"/> Independent contractor			
17	Mandatory distributions		
a	Is the organization required under state law to make charitable distributions from the gaming proceeds to retain the state gaming license?	17a	
b	Enter the amount of distributions required under state law distributed to other exempt organizations or spent in the organization's own exempt activities during the tax year ► \$ _____		

Schedule I
(Form 990)

Department of the Treasury
Internal Revenue Service

Grants and Other Assistance to Organizations,
Governments and Individuals in the U.S.

OMB No 1545-0047

2008

Open to Public
Inspection

Complete if the organization answered "Yes," on Form 990, Part IV, lines 21 or 22. Attach to Form 990.

Name of the organization
STANFORD UNIVERSITY BOARD OF TRUSTEES
OF THE LELAND STANFORD JUNIOR UNIVERSITY

Employer identification number
94-1156365

Part I

General Information on Grants and Assistance

1 Does the organization maintain records to substantiate the amount of the grants or assistance, the grantees' eligibility for the grants or assistance, and the selection criteria used to award the grants or assistance? ☒ Yes ☐ No

2 Describe in Part IV the organization's procedures for monitoring the use of grant funds in the United States

Part II

Grants and Other Assistance to Governments and Organizations in the United States. Complete if the organization answered "Yes" on Form 990, Part IV, line 21 for any recipient that received more than \$5,000. Check this box if no one recipient received more than \$5,000. Use Part IV and Schedule I-1 if additional space is needed ☐

1(a) Name and address of organization or government	(b) EIN	(c) IRC section if applicable	(d) Amount of cash grant	(e) Amount of non-cash assistance	(f) Method of valuation (book, FMV, appraisal, other)	(g) Description of non-cash assistance	(h) Purpose of grant or assistance
See Additional Data Table							

2 Enter total number of section 501(c)(3) and government organizations 24

3 Enter total number of other organizations 0

Part III

Grants and Other Assistance to Individuals in the United States. Complete if the organization answered "Yes" on Form 990, Part IV, line 22.
Use Schedule I-1 (Form 990) if additional space is needed.

(a)Type of grant or assistance	(b)Number of recipients	(c)Amount of cash grant	(d)Amount of non-cash assistance	(e) Method of valuation (book, FMV, appraisal, other)	(f)Description of non-cash assistance
SCHOLARSHIPS FOR STUDENTS	11160	289,334,744			

Part IV

Supplemental Information. Complete this part to provide the information required in Part I, line 2, and any other additional information.
See Additional Data Table

Identifier	Return Reference	Explanation
Grants and Allocations	Part I, Line 2	GRANTS AND ALLOCATIONS REFLECT NON-COMPENSATORY SUPPORT PROVIDED TO STUDENTS IN VARIOUS FORMS STANFORD IS COMMITTED TO A NEED-BLIND ADMISSIONS POLICY, ADMITTING QUALIFIED UNDERGRADUATES WITHOUT REGARD TO THEIR ABILITY TO pAY AND TO PROVIDE A COMPREHENSIVE FINANCIAL AID PROGRAM FOR ALL ADMITTED undergraduates WHO HAVE NEED AS DETERMINED BY THE UNIVERSITY AND WHO MEET OTHER REQUISITE CONDITIONS FOR FINANCIAL AID MORE THAN 75% OF UNDERGRADUATES RECEIVED SOME FORM OF FINANCIAL ASSISTANCE DURING THE TAX YEAR AS WELL AS 89% OF ALL GRADuATE STUDENTS from stanford and other sources THE TOTAL INCLUDES \$209,679,052 IN MERIT AND NEED-BASED SCHOLARSHIPS AND FELLOWSHIPS AN ADDITIONAL \$79,655,692 REFLECTS AMOUNTS PAID FOR ADDITIONAL FINANCIAL SUPPORT TO STUDENTS, INCLUDING PAYMENTS FOR HEALTH INSURANCE, LIVING EXPENSES AND SUPPORT OF POSTDOCTORAL FELLOWS GRANT REQUESTS FROM DONOR ADVISED FUNDS ARE RECEIVED AND APPROVED BY SENIOR OFFICIALS IN THE OFFICE OF DEVELOPMENT AND THE CONTROLLER'S OFFICE PRIOR TO PAYMENT SUB-GRANTS Stanford occasionally receives grant support that is disbursed to other individuals or entities per the terms of the award In most cases, prior to the grant to Stanford, the University will provide the granting entity with a list of such contemplated recipients Generally, as work on the grant progresses, changes to these recipients must be approved by the granting agency Due to these review requirements of the granting agency, Stanford does not report such payments on Form 990 as sub-grants when made to a domestic recipient

Software ID:

Software Version:

EIN: 94-1156365

Name: STANFORD UNIVERSITY BOARD OF TRUSTEES
OF THE LELAND STANFORD JUNIOR UNIVERSITY

Form 990,Schedule I, Part II, Grants and Other Assistance to Governments and Organizations in the United States

(a) Name and address of organization or government	(b) EIN	(c) IRC Code section if applicable	(d) Amount of cash grant	(e) Amount of non-cash assistance	(f) Method of valuation (book, FMV , appraisal, other)	(g) Description of non-cash assistance	(h) Purpose of grant or assistance
ALLIANCE FOR SCHOOL CHOICE1660 L ST NW STE 1000 Washington,DC 20036	52-2111508	501(C)(3)	25,000				Research and Educ
UCSB FOUNDATIONUCSB DEV OFFICE SANTA BARBARA ,CA 93106	23-7314834	501(C)(3)	250,000				public univ support
SANTA BARBARA COTTAGE HOSPITAL FDn PO BOX 689 Los Angeles,CA 93102	95-3802238	501(c)(3)	250,000				Hospital
OAKLAND CHILDREN'S FAIRYLAND699 BELLEVUE AVENUE c/o CJ Hirschfield Executive Direc OAKLAND,CA 94610	94-3209054	501(c)(3)	25,000				CHILDREN'S PARK
GIRLS INC OF ALAMEDA COUNTY13666 E 14TH STREET SAN LEANDRO,CA 94578	94-1558073	501(c)(3)	15,000				YOUTH SERVICES
Lincoln Child Center4368 Lincoln ave oakland,CA 94602	94-1156501	501(c)(3)	10,000				YOUTH SERVICES
SCHWAB CHARITABLE FUND101 MONTGOMERY ST SAN FRANCISCO,CA 94104	31-1640316	501(c)(3)	185,000				GENERAL GRANT
HIDDEN VILLA26870 MOODY ROAD LOS ALTOS HILLS,CA 94022	94-1539836	501(c)(3)	10,000				CHALLENGE GRANT
CALIFORNIA POLYTECHNIC UNIVERSITY1 GRAND AVE SAN LUIS OBISPO,CA 934070501	20-4927897	501(c)(3)	10,000				SCHOLARSHIP FUND
UNION COLLEGE807 UNION ST SCHENECTADY,NY 12308	20-0163689	501(c)(3)	25,000				ACADEMIC AFFAIRS

Form 990, Schedule I, Part II, Grants and Other Assistance to Governments and Organizations in the United States

(a) Name and address of organization or government	(b) EIN	(c) IRC Code section if applicable	(d) Amount of cash grant	(e) Amount of non-cash assistance	(f) Method of valuation (book, FMV, appraisal, other)	(g) Description of non-cash assistance	(h) Purpose of grant or assistance
TRINITY EPISCOPAL CHURCH1500 STATE STREET ATTN REV MARK E ASMAN SANTA BARBARA, CA 93101	75-1750018	501(C)(3)	103,000				GENERAL GRANT
MENLO PARK PRESBYTERIAN CHURCH 950 SANTA CRUZ AVE MENLO PARK, CA 94025	94-1167435	501(c)(3)	75,000				GENERAL GRANT
AMERICAN SOC FOR TECHNION-ISRAEL INST870 MARKET ST 800 SAN FRANCISCO, CA 94102	13-0434195	501(c)(3)	1,000,000				GENERAL GRANT
Peninsula Temple Sholom 350 PRIMROSE ROAD BURLINGAME, CA 94010	94-6024560	501(c)(3)	150,000				GENERAL GRANT
PIONEER FUND733 BROAD STREET OFFICE OF COLLEGE ALUMNI RELATIONS GRINNELL, IA 501121690	42-0680387	501(c)(3)	25,000				GENERAL GRANT
MENLO PARK ATHERTON EDUCATION FOUNDATIONPO BOX 584 MENLO PARK, CA 940260584	94-2871701	501(c)(3)	12,000				GENERAL GRANT
VALLEY PRESBYTERIAN CHURCH945 PORTOLA ROAD PORTOLA VALLEY, CA 94028	94-1556664	501(c)(3)	7,500				TEKAX WATER PROJECT
BUILD5 PALO ALTO SQUARE PALO ALTO, CA 94306	94-3386695	501(c)(3)	7,000				GENERAL GRANT
AMERICAN MUSEUM OF NATURAL HISTORY CENTRAL PARK WEST NEW YORK, NY 100245192	13-6162659	501(c)(3)	100,000				DIGITAL INITITATIVE
THE NATURE CONSERVANCY4245 N FAIRFAX DRIVE ARLINGTON, VA 22203	53-0242652	501(c)(3)	50,000				ANNUAL APPEAL

Form 990, Schedule I, Part II, Grants and Other Assistance to Governments and Organizations in the United States

(a) Name and address of organization or government	(b) EIN	(c) IRC Code section if applicable	(d) Amount of cash grant	(e) Amount of non-cash assistance	(f) Method of valuation (book, FMV, appraisal, other)	(g) Description of non-cash assistance	(h) Purpose of grant or assistance
BROOKINGS INSTITUTION1775 MASSACHUSETTS AVE WASHINGTON, DC 20036	53-0196577	501(c)(3)	100,000				CHAIRMAN'S CIRCLE
VENTURE PHILANTHROPY PARTNERS1201 15TH STREET NW WASHINGTON, DC 20005	31-1713618	501(c)(3)	200,000				3RD PYMT \$1M 5YR PLG
CATHEDRAL SCHOOL FOR BOYS1275 SACRAMENTO ST SAN FRANCISCO, CA 94108	94-1156846	501(c)(3)	15,000				US/CHINA ED EXCH
UNIVERSITY OF ROCHESTERPB BOX 270032 ROCHESTER, NY 14627	16-0743209	501(c)(3)	10,000				SCHOLARSHIP FUND

Schedule J
(Form 990)

Compensation Information

OMB No 1545-0047

2008

Open to Public Inspection

For certain Officers, Directors, Trustees, Key Employees, and Highest Compensated Employees

► Attach to Form 990. To be completed by organizations that answered "Yes" to Form 990, Part IV, line 23.

Name of the organization

STANFORD UNIVERSITY BOARD OF TRUSTEES
OF THE LELAND STANFORD JUNIOR UNIVERSITY

Employer identification number

94-1156365

Part I

Questions Regarding Compensation

		Yes	No
1a	Check the appropriate box(es) if the organization provided any of the following to or for a person listed in Form 990, Part VII, Section A, line 1a. Complete Part III to provide any relevant information regarding these items. <div><div><input checked="" type="checkbox"/> First class or charter travel</div><div><input checked="" type="checkbox"/> Housing allowance or residence for personal use</div><div><input checked="" type="checkbox"/> Travel for companions</div><div><input type="checkbox"/> Payments for business use of personal residence</div><div><input type="checkbox"/> Tax idemnification and gross-up payments</div><div><input type="checkbox"/> Health or social club dues or initiation fees</div><div><input type="checkbox"/> Discretionary spending account</div><div><input checked="" type="checkbox"/> Personal services (e g , maid, chauffeur, chef)</div></div>		
b	If line 1a is checked, did the organization follow a written policy regarding payment or reimbursement or provision of all the expenses described above? If "No," complete Part III to explain	1b	Yes
2	Did the organization require substantiation prior to reimbursing or allowing expenses incurred by all officers, directors, trustees, and the CEO/Executive Director, regarding the items checked in line 1a?	2	Yes
3	Indicate which, if any, of the following the organization uses to establish the compensation of the organization's CEO/Executive Director. Check all that apply. <div><div><input checked="" type="checkbox"/> Compensation committee</div><div><input type="checkbox"/> Written employment contract</div><div><input checked="" type="checkbox"/> Independent compensation consultant</div><div><input checked="" type="checkbox"/> Compensation survey or study</div><div><input checked="" type="checkbox"/> Form 990 of other organizations</div><div><input checked="" type="checkbox"/> Approval by the board or compensation committee</div></div>		
4	During the year, did any person listed in Form 990, Part VII, Section A, line 1a		
a	Receive a severance payment or change of control payment?	4a	Yes
b	Participate in, or receive payment from, a supplemental nonqualified retirement plan?	4b	Yes
c	Participate in, or receive payment from, an equity-based compensation arrangement? If "Yes" to any of lines 4a-c, list the persons and provide the applicable amounts for each item in Part III	4c	No
	501(c)(3) and 501(c)(4) organizations only must complete lines 5-8.		
5	For persons listed in form 990, Part VII, Section A, line 1a, did the organization pay or accrue any compensation contingent on the revenues of		
a	The organization?	5a	No
b	Any related organization? If "Yes," to line 5a or 5b, describe in Part III	5b	No
6	For persons listed in form 990, Part VII, Section A, line 1a, did the organization pay or accrue any compensation contingent on the net earnings of		
a	The organization?	6a	No
b	Any related organization? If "Yes," to line 6a or 6b, describe in Part III	6b	No
7	For persons listed in form 990, Part VII, Section A, line 1a, did the organization provide any non-fixed payments not described in lines 5 and 6? If "Yes," describe in Part III	7	Yes
8	Were any amounts reported in Form 990, Part VII, paid or accrued pursuant to a contract that was subject to the initial contract exception described in Regs section 53.4958-4(a)(3)? If "Yes," describe in Part III	8	Yes

Part II

Officers, Directors, Trustees, Key Employees, and Highest Compensated Employees. Use Schedule J-1 if additional space needed.

For each individual whose compensation must be reported in Schedule J, report compensation from the organization on row (i) and from related organizations described in the instructions on row (ii) Do not list any individuals that are not listed on Form 990, Part VII

Note. The sum of columns (B)(i)-(iii) must equal the applicable column (D) or column (E) amounts on Form 990, Part VII, line 1a

(A) Name	(B) Breakdown of W-2 and/or 1099-MISC compensation			(C) Deferred compensation	(D) Nontaxable benefits	(E) Total of columns (B)(i)-(D)	(F) Compensation reported in prior Form 990 or Form 990-EZ
	(i) Base compensation	(ii) Bonus & incentive compensation	(iii) Other compensation				
See Additional Data Table	(i)						
	(ii)						
	(i)						
	(ii)						
	(i)						
	(ii)						
	(i)						
	(ii)						
	(i)						
	(ii)						
	(i)						
	(ii)						
	(i)						
	(ii)						
	(i)						
	(ii)						
	(i)						
	(ii)						
	(i)						
	(ii)						

Software ID:

Software Version:

EIN: 94-1156365

Name: STANFORD UNIVERSITY BOARD OF TRUSTEES
OF THE LELAND STANFORD JUNIOR UNIVERSITY

Form 990, Schedule J, Part II - Officers, Directors, Trustees, Key Employees, and Highest Compensated Employees

(A) Name		(B) Breakdown of W-2 and/or 1099-MISC compensation			(C) Deferred compensation	(D) Nontaxable benefits	(E) Total of columns (B)(i)-(D)	(F) Compensation reported in prior Form 990 or Form 990-EZ
		(i) Base Compensation	(ii) Bonus & incentive compensation	(iii) Other compensation				
John Hennessy	(i) (ii)	702,771 0	0 0	0 0	259,592 0	129,226 0	1,091,589 0	494,044 0
john etchemendy	(i) (ii)	497,540 0	0 0	150 0	224,278 0	68,633 0	790,601 0	354,317 0
randall livingston	(i) (ii)	483,297 0	0 0	150 0	83,000 0	20,278 0	586,725 0	341,921 0
John B Ford	(i) (ii)	156,136 0	171,024 0	0 0	15,865 0	9,442 0	352,467 0	298,655 0
martin shell	(i) (ii)	373,057 0	35,000 0	12,054 0	98,000 0	23,542 0	541,653 0	274,236 0
debra zumwalt	(i) (ii)	493,004 0	0 0	150 0	144,250 0	19,992 0	657,396 0	343,692 0
robert c reidy	(i) (ii)	341,452 0	250,000 0	0 0	171,750 0	27,531 0	790,733 0	247,917 0
david demarest	(i) (ii)	294,649 0	10,000 0	150 0	73,000 0	19,994 0	397,793 0	209,108 0
howard wolf	(i) (ii)	286,585 0	44,250 0	0 0	23,000 0	45,890 0	399,725 0	208,958 0
william madia	(i) (ii)	191,329 0	40,000 0	275 0	0 0	2,402 0	234,006 0	132,111 0
Diane Peck	(i) (ii)	293,119 0	26,000 0	3,692 0	23,000 0	15,820 0	361,631 0	0 0
John Powers	(i) (ii)	794,278 0	1,200,200 0	0 0	813,800 0	20,880 0	2,829,158 0	566,867 0
Philip A Pizzo	(i) (ii)	585,882 0	175 0	21,716 0	223,000 0	23,712 0	854,485 0	0 0
Richard Saller	(i) (ii)	435,079 0	30,750 0	50,168 0	13,800 0	9,564 0	539,361 0	0 0
Eric Upin	(i) (ii)	71,688 0	1,160,666 0	216,011 0	14,351 0	2,126 0	1,464,842 0	1,062,510 0
Frank Hanley	(i) (ii)	392,256 0	1,075,000 0	0 0	223,000 0	18,545 0	1,708,801 0	931,250 0
Gary Steinberg	(i) (ii)	550,273 0	537,532 0	246 0	23,000 0	18,633 0	1,129,684 0	610,362 0
Thomas M Krummel	(i) (ii)	485,917 0	449,649 0	3,306 0	20,742 0	50,794 0	1,010,408 0	0 0
Michael Edwards	(i) (ii)	400,011 0	499,454 0	0 0	15,696 0	18,562 0	933,723 0	648,210 0
Vadilaya M Reddy	(i) (ii)	272,090 0	540,000 0	11,784 0	21,633 0	18,123 0	863,630 0	0 0
Edward Manche	(i) (ii)	442,083 0	141,680 0	13,053 0	22,039 0	17,827 0	636,682 0	0 0
Amin A Milki	(i) (ii)	293,464 0	103,268 0	10,937 0	23,000 0	24,470 0	455,139 0	0 0

Schedule K (Form 990)	Supplemental Information on Tax Exempt Bonds	OMB No 1545-0047
		2008
		Open to Public Inspection

To be completed by organizations that answered "Yes" to Form 990, Part IV, line 24a.
Provide descriptions, explanations, and any additional information in Schedule O.

Name of the organization STANFORD UNIVERSITY BOARD OF TRUSTEES OF THE LELAND STANFORD JUNIOR UNIVERSITY	Employer identification number 94-1156365
---	--

Part I

Bond Issues (Required for 2008)

(a) Issuer Name	(b) Issuer EIN	(c) CUSIP #	(d) Date Issued	(e) Issue Price	(f) Description of Purpose	(g) Defeased		(h) On Behalf of Issuer	
						Yes	No	Yes	No
A California Educational Facilities Authority CP	52-1705592	13018AAA8	05-22-2008	300,000,000	SEE SCHEDULE O		X		X
B California Educational Facilities Authority S	52-1705592	130175p89	06-24-2004	181,200,000	SEE SCHEDULE O		X		X
C California Educational Facilities Authority T-3	52-1705592	130178JD9	09-06-2007	153,277,097	SEE SCHEDULE O		X		X
D California Educational Facilities Authority T-4	52-1705592	130178NH5	05-15-2008	188,501,621	SEE SCHEDULE O		X		X
E California Educational Facilities Authority T-5	52-1705592	130178TQ9	08-04-2009	59,147,724	SEE SCHEDULE O		X		X

Part II

Proceeds (Optional for 2008)

	A		B		C		D		E	
	Yes	No	Yes	No	Yes	No	Yes	No	Yes	No
1 Total Proceeds of Issue										
2 Gross Proceeds in Reserve Funds										
3 Proceeds in Refunding or Defeasance Escrows										
4 Other Unspent Proceeds										
5 Issuance Costs from Proceeds										
6 Working Capital Expenditures from Proceeds										
7 Capital Expenditures from Proceeds										
8 Year of Substantial Completion										
9 Were the bonds issued as part of a current refunding issue?										
10 Were the bonds issued as part of an advance refunding issue?										
11 Has the final allocation of proceeds been made?										
12 Does the organization maintain adequate books and records to support the final allocation of proceeds?										

Part III

Private Business Use (Optional for 2008)

	A		B		C		D		E	
	Yes	No	Yes	No	Yes	No	Yes	No	Yes	No
1 Was the organization a partner in a partnership, or a member of an LLC, which owned property financed by tax-exempt bonds?										
2 Are there any lease arrangements with respect to the financed property which may result in private business use?										

Part III Private Business Use *(Continued)*

	A		B		C		D		E	
	Yes	No	Yes	No	Yes	No	Yes	No	Yes	No
3a Are there any management or service contracts with respect to the financed property which may result in private business use?										
3b Are there any research agreements with respect to the financed property which may result in private business use?										
3c Does the organization routinely engage bond counsel or other outside counsel to review any management or service contracts or research agreements relating to the financed property?										
4 Enter the percentage of financed property used in a private business use by entities other than a 501(c)(3) organization or a state or local government										
5 Enter the percentage of financed property used in a private business use as a result of unrelated trade or business activity carried on by your organization, another 501(c)(3) organization, or a state or local government										
6 Total of lines 4 and 5										
7 Has the organization adopted management practices and procedures to ensure the post-issuance compliance of its tax-exempt bond liabilities?										

Part IV Arbitrage *(Optional for 2008)*

	A		B		C		D		E	
	Yes	No	Yes	No	Yes	No	Yes	No	Yes	No
1 Has a Form 8038-T been filed wth respect to the bond issue?										
2 Is the bond issue a variable rate issue?										
3a Has the organization or the government issuer identified a hedge with respect to the bond issue on its books and records?										
b Name of provider										
c Term of hedge										
4a Were gross proceeds invested in a GIC?										
b Name of provider										
c Term of GIC										
d Was the regulatory safe harbor for establishing the fair market value of the GIC satisfied?										
5 Were any gross proceeds invested beyond an available temporary period?										
6 Did the bond issue qualify for an exception to rebate?										

Schedule L
(Form 990 or 990-EZ)

OMB No 1545-0047

2008

Open to Public Inspection

Transactions with Interested Persons

Name of the organization

STANFORD UNIVERSITY BOARD OF TRUSTEES
OF THE LELAND STANFORD JUNIOR UNIVERSITY

Employer identification number

94-1156365

Part I Excess Benefit Transactions (section 501(c)(3) and section 501 (c)(4) organizations only).

To be completed by organizations that answered "Yes" on Form 990, Part IV, line 25a or 25b, or Form 990-EZ, Part V, line 40b

1	(a) Name of disqualified person	(b) Description of transaction	(c) Corrected?	
			Yes	No

2 Enter the amount of tax imposed on the organization managers or disqualified persons during the year under section 4958 \$

3 Enter the amount of tax, if any, on line 2, above, reimbursed by the organization \$

Part II Loans to and/or From Interested Persons

To be completed by organizations that answered "Yes" on Form 990, Part IV, line 26, or Form 990-EZ, Part V, line 38a

(a) Name of interested person and purpose	(b) Loan to or from the organization?		(c)Original principal amount	(d)Balance due	(e) In default?		(f) Approved by board or committee?		(g)Written agreement?	
	To	From			Yes	No	Yes	No	Yes	No
See Additional Data Table										
Total \$						3,808,771				

Part III Grants or Assistance Benefitting Interested Persons

To be completed by organizations that answered "Yes" on Form 990, Part IV, line 27.

(a) Name of interested person	(b)Relationship between interested person and the organization	(c)Amount of grant or type of assistance

Part IV Business Transactions Involving Interested Persons

To be completed by organizations that answered "Yes" on Form 990, Part IV, line 28a, 28b, or 28c.

(a) Name of interested person	(b) Relationship between interested person and the organization	(c) Amount of transaction	(d) Description of transaction	(e) Sharing of organization's revenues?	
				Yes	No
SEE SCHEDULE O					No

Additional Data

Software ID:

Software Version:

EIN: 94-1156365

Name: STANFORD UNIVERSITY BOARD OF TRUSTEES
OF THE LELAND STANFORD JUNIOR UNIVERSITY

Form 990, Schedule L, Part II - Loans to and from Interested Persons

(a) Name of interested person and purpose	(b) Loan to or from the organization?		(c) Original principal amount \$	(d) Balance due \$	(e) In default?		(f) Approved by board or committee?		(g) Written agreement?	
	To	From			Yes	No	Yes	No	Yes	No
roberty reidy housing			200,000	200,000		No	Yes		Yes	
RICHARD SALLER HOUSING			600,000	353,515		No	Yes		Yes	
RICHARD SALLER HOUSING			300,000	300,000		No	Yes		Yes	
RICHARD SALLER HOUSING			300,000	240,000		No	Yes		Yes	
RICHARD SALLER HOUSING			25,000	25,000		No	Yes		Yes	
PHILIP PIZZO HOUSING			1,500,000	1,500,000		No	Yes		Yes	
PHILIP PIZZO HOUSING			590,000	540,256		No	Yes		Yes	
PHILIP PIZZO HOUSING			600,000	600,000		No	Yes		Yes	
PHILIP PIZZO HOUSING			125,000	50,000		No	Yes		Yes	

SCHEDULE M
(Form 990)

Department of the Treasury
Internal Revenue Service

Non-Cash Contributions

To be completed by organizations that answered
"Yes" on Form 990, Part IV, lines 29 or 30.
Attach to Form 990

OMB No 1545-0047

2008

Open to Public
Inspection

Name of the organization
STANFORD UNIVERSITY BOARD OF TRUSTEES
OF THE LELAND STANFORD JUNIOR UNIVERSITY

Employer identification number
94-1156365

Part I

Types of Property

	(a) Check if applicable	(b) Number of Contributions	(c) Revenues reported on Form 990, Part VIII, line 1g	(d) Method of determining revenues
1 Art—Works of art	X	12	0	N/A
2 Art—Historical treasures				
3 Art—Fractional interests				
4 Books and publications	X		0	N/A
5 Clothing and household goods				
6 Cars and other vehicles	X	1	500	market value
7 Boats and planes	X	1	50,000	APPRAISAL
8 Intellectual property				
9 Securities—Publicly traded	X	1,035	50,270,167	MARKET VALUE
10 Securities—Closely held stock	X	24	16,461,167	APPRAISAL
11 Securities—Partnership, LLC, or trust interests	X	1	49,755,000	APPRAISAL
12 Securities—Miscellaneous	X	1	305,446	APPRAISAL
13 Qualified conservation contribution (historic structures)				
14 Qualified conservation contribution (other)				
15 Real estate—Residential	X	4	8,750,000	APPRAISAL
16 Real estate—Commercial	X	1	175,000	APPRAISAL
17 Real estate—Other				
18 Collectibles				
19 Food inventory				
20 Drugs and medical supplies				
21 Taxidermy				
22 Historical artifacts				
23 Scientific specimens				
24 Archeological artifacts				
25 Other (describe EQUIPMENT)	X	67	1,532,960	retail
26 Other (describe HORSE)	X	1	0	N/A
27 Other (describe SOUND)	X	1	0	N/A
28 Other (describe)				
29 Number of Forms 8283 received by the organization during the tax year for contributions for which the organization completed Form 8283, Part IV, Donee Acknowledgement			29	33

30a

During the year, did the organization receive by contribution any property reported in Part I, lines 1-28 that it must hold for at least three years from the date of the initial contribution, and which is not required to be used for exempt purposes for the entire holding period?

30a

No

b

If "Yes", describe the arrangement in Part II

31

Does the organization have a gift acceptance policy that requires the review of any non-standard contributions?

31

Yes

32a

Does the organization hire or use third parties or related organizations to solicit, process, or sell non-cash contributions?

32a

No

b

If "Yes", describe in Part II

33

If the organization did not report revenues in Column (c) for a type of property for which Column (a) is checked, describe in Part II

Part II **Supplemental Information.** Complete this part to provide the information required by Part I, lines 30b, 32b, and 33. Also complete this part for any additional information.

[illegible]

SCHEDULE O
(Form 990)

Supplemental Information to Form 990

OMB No 1545-0047

2008

Open to Public Inspection

Name of the organization STANFORD UNIVERSITY BOARD OF TRUSTEES OF THE LELAND STANFORD JUNIOR UNIVERSITY	Employer identification number 94-1156365
--	---

Identifier	Return Reference	Explanation
Index of Responses Appearing in Schedule O		FormReference Description Form 990, Parts I and III, Line 1 Organization's Mission Form 990, Part I, Line 6 How Stanford Accounts for its Volunteers Form 990, Part III, Line 4a-d Statement of Program Accomplishments Form 990, Part IV, Line 12 How the Financial Statements were Audited Form 990, Part V, Line 4b Countries of Foreign Bank Accounts Form 990, Part VI, Section A, Line 10 Preparation and Review of the Form 990 Form 990, Part VI, Section A, Line 2, Section B, Line 12c, and Schedule L Conflict of Interest Form 990, Part VI, Section B, Line 15 Compensation Determination Form 990, Part VI, Section C, Line 19 How Stanford Makes Its Governing Documents Available to the Public Schedule K, Part I, Column C CUSIP Number Schedule K, Part I, Column F Description of Purpose for Tax-Exempt Bonds Schedule L, Part II Loans To/From Interested Persons Form 990, Parts I and III, Line 1 Organization's Mission IT IS INTERNATIONALLY RECOGNIZED FOR THE QUALITY OF ITS TEACHING AND RESEARCH, ITS DISTINGUISHED FACULTY AND ITS OUTSTANDING STUDENT BODY IN THE YEARS SINCE ITS FOUNDING IN 1885, STANFORD HAS GROWN TO OVER 1,900 FACULTY MEMBERS AND AN ENROLLMENT OF APPROXIMATELY 6,900 UNDERGRADUATE AND 8,500 GRADUATE STUDENTS THE OBJECTIVE AND PURPOSES OF STANFORD UNIVERSITY, JANE AND LELAND STANFORD WROTE IN THEIR FOUNDING GRANT IN 1885, ARE "TO QUALIFY ITS STUDENTS FOR PERSONAL SUCCESS, AND DIRECT USEFULNESS IN LIFE, TO PROMOTE THE PUBLIC WELFARE BY EXERCISING AN INFLUENCE IN BEHALF OF HUMANITY AND CIVILIZATION, TEACHING THE BLESSINGS OF LIBERTY REGULATED BY LAW, AND INCULCATING LOVE AND REVERENCE FOR THE GREAT PRINCIPLES OF GOVERNMENT AS DERIVED FROM THE INALIENABLE RIGHTS OF MAN TO LIFE, LIBERTY, AND THE PURSUIT OF HAPPINESS " PART I, LINE 6 HOW STANFORD ACCOUNTS FOR ITS VOLUNTEERS THERE ARE THOUSANDS OF ALUMNI AND FRIENDS OF STANFORD UNIVERSITY WHO VOLUNTEERED THEIR SERVICES TO STANFORD OVER THE COURSE OF THE YEAR THESE SERVICES RANGE FROM SERVING AS A MEMBER OF THE BOARD OF TRUSTEES OF THE UNIVERSITY TO BEING ON A FUNDRAISING COMMITTEE TO BEING ON AN ADVISORY BOARD OF AN INSTITUTE

Identifier	Return Reference	Explanation
Form 990, Part III, Line 4a	Statement of Program Service Accomplishments	(EXPENSES \$1,098,245,235 INCLUDING GRANTS OF \$28,342,827, REVENUE \$837,747,240) INSTRUCTION AND DEPARTMENTAL RESEARCH Includes the salaries, fringe benefits and supplies necessary to teach about 15,000 students, including 6,900 undergraduate and 8,500 graduate and professional school students Stanford's 1,900-person faculty includes 16 Nobel Prize winners and four Pulitzer Prize winners Stanford has seven schools Business, Earth Sciences, Education, Engineering, Humanities and Sciences, Law and Medicine Current multidisciplinary initiatives focus on worldw ide problems involving environmental sustainability, human health, global peace and security, and K-12 education Undergraduates choose among 60 majors and are encouraged to learn critical thinking skills through research Stanford strives for close interaction w ith faculty to prepare students to be tomorrow 's leaders Form 990, Part III, Line 4b (EXPENSES \$816,476,930 INCLUDING GRANTS OF \$21,297,059, REVENUE \$216,435,638) ORGANIZED RESEARCH Research is integral to the educational mssion of Stanford and involves faculty, graduate students and undergraduates w ho seek new knowledge in service to humanity Stanford faculty members have contributed to advancements in high technology, including the creation of digital subscriber lines, identity-based encryption, global position systems and the Reduced Instruction Set Computer, among other discoveries, disease identification and management, including programs used by more than 500 organizations worldw ide concerned w ith chronic health problems such as arthritis and HIV/AIDS, and genome sequencing, including discoveries that created the field of genetic engineering Today's Stanford faculty members are leaders in stem cell research, nanotechnology, bioengineering, computing technology, reform of our nation's schools and environmental sustainability Through both basic and applied research, Stanford is committed to providing new know ledge that fuels our national economy and to training graduate students w ho w ill become tomorrow 's teachers and researchers Stanford faculty members are know n for their ability to cross interdisciplinary boundaries to create teams of researchers able to provide new insights to complex, worldw ide problems Specifically, Stanford researchers are focusing their resources to make groundbreaking advances that w ill lead to improvements in human health, environmental sustainability, global peace and security, and K-12 education Organized research IRS instructions preclude the inclusion of public support in revenue reported in Part III Accordingly, \$814,909,301 of grant support w as excluded from this revenue figure FORM 990, PART III, LINE 4C (EXPENSES \$593,458,955 INCLUDING GRANTS OF \$450,288, REVENUE \$539,043,403) University auxiliary activities include among others patient care, student residence and dining, and inter-collegiate athletic programs University auxiliary activities Residential & Dining Enterprises (R&DE) is a University auxiliary generating revenues primarily through student room and board, conference fees, and other enterprises R&DE houses 6,200 Undergraduate residences (90% of total Undergraduate students) and 4,650 Graduate Residences (55% of total Graduate students) and serves 12,000 meals per day (3,935 students on Meal Plan), w hile providing stew ardship for 5 MILLION sq ft of physical plant (over 1/3 of campus) The University and R&DE have been investing in the Residential Education program to foster an environment of intellectual, educational, and community-building activities in student residences FORM 990, PART III, LINE 4D OTHER PROGRAM SERVICES (EXPENSES \$541,284,829 INCLUDING GRANTS OF \$246,032,569) ACADEMIC SUPPORT AND PUBLIC SERVICE STANFORD'S 14 MAIN AND BRANCH LIBRARIES INCLUDE MORE THAN 8 7 MILLION VOLUMES, 2 1 MILLION AUDIOVISUAL MATERIALS, 77,000 CURRENT SERIALS, THOUSANDS OF DIGITAL RESOURCES AND 5 9 MILLION MICROFORM HOLDINGS SPECIAL COLLECTIONS INCLUDE ABOUT 260,000 RARE BOOKS AND MORE THAN 59 MILLION PAGES OF MATERIALS STANFORD UNIVERSITY PRESS PUBLISHES ABOUT 130 BOOKS PER YEAR, TWO-THIRDS OF WHICH ARE SCHOLARLY MONOGRAPHS AND TEXTBOOKS IN THE HUMANITIES AND THE SOCIAL SCIENCES HIGHWIRE PRESS IS AN ELECTRONIC JOURNAL DEVELOPING AND HOSTING SERVICE THAT PRODUCES THE ONLINE VERSIONS OF 1,313 PEER-REVIEWED JOURNALS AND OTHER SCHOLARLY CONTENT THE STANFORD UNIVERSITY NETWORK INCLUDES MORE THAN 150,000 COMPUTERS WITH ASSIGNED INTERNET PROTOCOL ADDRESSES MORE THAN 9 5 TERABY TES OF DATA FLOW BETWEEN SUNET AND THE INTERNET EACH DAY STUDENT SERVICES INCLUDE, AMONG OTHERS, THE DEAN OF STUDENTS OFFICE, THE REGISTRAR, THE ADMISSIONS OFFICE, THE FINANCIAL AID OFFICE AND THE OFFICE FOR RELIGIOUS LIFE academic support and public service PART III, LINE 4D (EXPENSES \$541,284,829 INCLUDING GRANTS OF \$246,032,569) STUDENT FINANCIAL AID 210,319,898 SLAC CONSTRUCTION AND OTHER 54,401,574 ACADEMIC SUPPORT AND PUBLIC SERVICE 276,563,357 _____ TOTAL OTHER PROGRAM SERVICE EXPENSES 541,284,829 Form 990 Part IV, Line 12 how the financial statements w ere audited Stanford's consolidated financial statements as of and for the years ended August 31, 2009 and August 31, 2008 w ere audited by the accounting firm of PricewaterhouseCoopers ("Pw C") As required by general accepted accounting principles ("GAAP"), the University's financial statements are prepared on a consolidated basis and include the University accounts and those of Stanford Hospital and Clinics and the Lucile Salter Packard Children's Hospital at Stanford ("the Hospitals") The financial statements disclose separately the accounts of the University from those of the Hospitals Under separate cover, the Hospitals provide audited financial statements of their ow n accounts Pw C utilizes separate audit teams to conduct the audit engagements of Stanford and the Hospitals Each audit is conducted by qualified professional accountants w ith audit plans designed from the separate accounts for the respective entities, in accordance w ith GAAP Stanford's Form 990 represents only the accounts of the University the Hospitals file their ow n separate 990 forms

Identifier	Return Reference	Explanation
FORM 990, PART V, LINE 4b	countries of foreign bank accounts	ARGENTINA AUSTRALIA AUSTRIA BELGIUM BERMUDA BRAZIL BRITISH VIRGIN ISLANDS CANADA CAYMAN ISLANDS CHANNEL ISLANDS CHILE CHINA CYPRUS CZECH REPUBLIC DENMARK FINLAND FRANCE GERMANY GREECE HONG KONG HUNGARY INDIA INDONESIA IRELAND ISRAEL ITALY JAPAN LUXEMBOURG MALAYSIA MAURITIUS MEXICO Netherlands Netherlands Antilles NEW ZEALAND NORWAY PAKISTAN Philippines Poland Portugal Qatar Russia Singapore South Africa South Korea Spain Sweden Switzerland Taiwan Thailand Turkey United Arab Emirates United Kingdom

Identifier	Return Reference	Explanation
Form 990, Part VI, Section A, Line 10	preparation and Review of the Form 990	Each year, the university has its financial statements audited by the independent accounting firm of PricewaterhouseCoopers (PWC). Data for the 990 is extracted from the audited financial statements and supplemental information. Compensation data is extracted from payroll records, and in each case confirmed by the reported INDIVIDUAL. This return is prepared by the Assistant Tax Director and reviewed by the Tax Director, internal and external counsel, external tax accountants (PWC) and cognizant senior management of the university. The return is also reviewed by the controller, vice president for public affairs, VICE PRESIDENT FOR BUSINESS AFFAIRS AND CHIEF FINANCIAL OFFICER (cfo), representatives of the president and provost office, and the board of trustees. The final version is then signed by the CFO and PWC as paid preparer.

Identifier	Return Reference	Explanation
Form 990, Part VI, Lines 2, 12c, and Schedule L, Part IV	Conflict of Interest	Members of the University's Board of Trustees ("trustees"), officers and faculty may, from time to time, be associated, either directly or indirectly, with entities doing business with the University. The University has conflict of interest policies that are strictly enforced to ensure that all transactions with these parties are arm's length, and there is no favorable treatment as a result of these relationships. Conflicts of interest are regularly monitored, and the written conflict of interest policy is consistently enforced. University-wide compliance initiatives include training and documentation, required annual disclosure and follow-up, management controls, ENTERPRISE RISK MANAGEMENT, regular internal and external audits, whistle-blower provisions, supervision, and review. Violations are addressed through various sanctions, including financial penalties and termination, depending upon the nature and degree of the conflict. For officers, the University requires annual disclosure of significant financial interests in employment or consulting relationships with entities doing business with the university. These annual disclosures cover both officers and their immediate family. When such associations exist, measures are taken to appropriately manage, in the best interests of the University, any actual or perceived conflict. Faculty must comply with the faculty conflict of interest policy, which requires ANNUAL certification of compliance with the policy and disclosure of interests in outside entities that are sponsors of their teaching or research or other transactions with the university in which they are involved. All personal financial interests related to Stanford activities must be reported, regardless of dollar amount. For trustees, the University has a written conflict of interest policy that requires, among other things, that no member of the Board of Trustees is permitted to participate in any decision relating to an entity in which he or she (or an immediate family member) has a material financial interest. The conflict of interest policy also precludes the University from entering into certain transactions with an entity in which a trustee has a material financial interest unless measures are taken to mitigate any actual or perceived conflict. Namely, the policy requires that such transactions are conducted at arm's length, for good and sufficient consideration, based on terms that are fair and reasonable to and for the benefit of the university, and otherwise in accordance with sound conflict management practices. The conflict of interest policy requires each trustee to certify compliance with the conflict of interest policy on an annual basis. Subject to the policies and provisions outlined above, and within a well-diversified portfolio of over 600 individual alternative investments that span most regions of the world and most of the appropriate asset classes for investments of this nature, Stanford has invested a small portion of its investable assets in certain partnerships in which a trustee has a direct or indirect general partnership interest. The following investments were made based on compelling historical performance and track records of these managers, the investment strategies of these managers were also additive to the existing portfolio at the time of the investments. In accordance with its contractual arrangements as a general or limited partner, which are similar to those of all other investors in such entities, Stanford is required, from time to time, to make additional investments in such partnerships and receives cash distributions from redemption or other distribution of principal, as well as its pro-rata share of earnings and other gains generated by the partnership, net of any fees or carried interest dilution of the general partner. In the year ended August 31, 2009, transactions with the following trustees rose to the level of disclosure required by the IRS. With respect to Stanford investments where Robert Bass, a trustee, had a direct or indirect interest as a general partner, the University invested \$5,788,580 (0.045% of total investments during the year ended August 31, 2009) and received distributions of \$2,403,499. With respect to Stanford investments where Thomas Steyer, a trustee, had a direct or indirect interest as a general partner, the University made no additional investment and received distributions of \$29,608,368. With respect to Stanford investments where John Scully, a trustee, had a direct or indirect interest as a general partner, the University invested \$23,356,168 (0.18% of total investments) and received no distributions. With respect to Stanford investments where Steven Denning, a trustee, had a direct or indirect financial interest as a general partner, the University invested \$3,614,978 (0.028% of total investments) and received distributions of \$12,870,448. In aggregate, reportable transactions relating to all such investment relationships with trustees amounted to an investment by Stanford of \$32,759,726 (0.252% of total investments) and a return to Stanford of \$45,031,861. Partnerships in which Mr. Bass owns a direct or indirect general partnership interest rented facilities directly or indirectly owned by Stanford University and paid rent at fair market rates to Stanford in the amount of \$3,332,480. Mr. Denning is the father of an enrolled student of Stanford University. This student pays tuition and other fees consistent with published rates. John Hennessy, President and a trustee, is a member of the Board of Directors of Cisco Systems, Inc. (Cisco) and Google Inc. (Google). The University purchases goods and services from Cisco and Google in the normal course of business and all purchases are made, at arm's length, in accordance with Stanford procurement policies and procedures. Mr. Hennessy does not participate in ANY decisions WITH RESPECT TO these companies. During the year ended August 31, 2009, Stanford purchases from Cisco and Google amounted to \$3,846,528 and \$62,090 respectively. Jerry Yang, A TRUSTEE, is also a director of Cisco. In February 2010, consistent with the University mission of sharing and disseminating knowledge, Stanford affirmed its support for the recently amended Google Book Search settlement agreement, by expanding its earlier agreement with Google to digitize its library materials. The agreement makes the full text of millions of books available to the American public. Over the past 5 years Google has scanned over 1.7 million books owned by Stanford. President Hennessy is a member of the Google board of directors and has not been involved in any of the negotiations or decisions involving the Google Book Search project. Isaac Stein, a trustee, is a director of the non-profit Irvine Foundation, where James Canales, a trustee, serves as Chief Executive Officer. The university pays reasonable compensation and reimbursement of expenses for employees of the university and reasonable reimbursement of expenses (and no compensation) for trustees.

Identifier	Return Reference	Explanation
Form 990, Part VI, Section B, Line 15	Compensation determination	The annual process for determining compensation of both the top management official (President of the University) and of other officers/key employees includes review and approval by independent persons, use of comparability data and creation of contemporaneous substantiation of the deliberation and decision. In the case of the University's President, the VICE PRESIDENT of Human Resources, at a preliminary meeting with a subcommittee of the Committee on Compensation, presents an analysis of current relevant market data obtained from an independent HR consulting firm. One week prior to the meeting of the entire compensation committee, which follows within two weeks of the preliminary meeting, the same materials are sent to the full committee. At the meeting of the full committee, discussion occurs prior to a vote. Minutes of both meetings are on file in the office of the VICE PRESIDENT OF HUMAN RESOURCES. In the case of other officers/key employees, per guidelines in the Committee's Executive compensation policy and procedures document, each year the VICE PRESIDENT of human resources provides current relevant market data and the historical pay information relating to these persons to the president or to the provost depending on reporting arrangements. The president and provost propose changes in compensation based on each individual's performance and on the market data. The full committee on compensation reviews the recommendations at its August/September meeting and, following discussion, approves the recommendations as submitted or with modifications. Minutes of the meeting are on file in the office of the VICE PRESIDENT OF HUMAN RESOURCES. FORM 990, part vi, SECTION C, LINE 19 How Stanford makes its governing documents available to the public. STANFORD UNIVERSITY MAKES ITS GOVERNING DOCUMENTS, CONFLICT OF INTEREST POLICY AND FINANCIAL STATEMENTS AVAILABLE TO THE GENERAL PUBLIC ON STANFORD'S WEBSITE.

Identifier	Return Reference	Explanation
form 990, schedule k, part I, column c	cusip number	CEFA Tax Exempt Commerical Paper ("TECP") dated 5/22/08 was assigned a unique block of 900 CUSIP numbers upon issuance. A new CUSIP number is assigned to each tranch of TECP that is issued. The CUSIP number listed is the first CUSIP number in the series and was assigned at the original issuance date, 5/22/2008. form 990, schedule k, part I, column f description of purpose for tax-exempt bonds A California Educational Facilities Authority CP - Capital expenditures for educational facilities. Refund prior commercial paper notes issued 5/2/2008 and 3/24/2008 that were part of the same program. Costs of issuance. B California Educational Facilities Authority S - Capital expenditures for educational facilities. Refund CEFA Series L-8 issued 10/31/2000, refund CEFA Series L-9 issued 10/31/2000, Refund CEFA Tax Exempt Commercial Paper Revenue notes issued 3/18/03. Costs of issuance. C California Educational Facilities Authority T-3 - Capital expenditures for educational facilities, capital equipment, land improvements, utilities and systems. Refund CEFA Tax Exempt Commercial Paper Notes issued on various dates. Costs of issuance. D California Educational Facilities Authority T-4 - Refund prior commercial paper notes issued on or about March 3, 2008 and March 6, 2008. Costs of issuance. E California Educational Facilities Authority T-5 - Refund \$59,180,000 of CEFA Series P Revenue Bonds - issued March 30, 1999.

Identifier	Return Reference	Explanation
Schedule L, Part II	Loans To/From Interested Persons	See Statement 3 at end of this return for details regarding loans to interested persons. In each case the loan is made from Stanford to the individual (Column B). None of these loans are in default (Column E). All loans have been approved by the Board of Trustees (Column F) and for each loan issued, there exists a written agreement between Stanford and the borrower (column G). Pursuant to programs intended to facilitate housing for employees, the University holds mortgages and leaseholds on certain houses on or near campus owned and occupied by employees and their families, which, from time to time, could include officers of the university.

<div>Department of the Treasury Internal Revenue Service</div> <div>SCHEDULE R (Form 990)</div>	<div>Related Organizations and Unrelated Partnerships</div> <div>▶ Attach to Form 990. To be completed by organizations that answerd "Yes" to Form 990, Part IV, lines 33, 34, 35, 36, or 37.</div> <div>▶ See separate instructions.</div>	OMB No 1545-0047
		2008
		Open to Public Inspection

Name of the organization STANFORD UNIVERSITY BOARD OF TRUSTEES OF THE LELAND STANFORD JUNIOR UNIVERSITY	Employer identification number 94-1156365
--	---

Part I Identification of Disregarded Entities					
(A) Name, address, and EIN of disregarded entity	(B) Primary activity	(C) Legal domicile (state or foreign country)	(D) Total income	(E) End-of-year assets	(F) Direct controlling entity
See Additional Data Table					

Part II Identification of Related Tax-Exempt Organizations					
(A) Name, address, and EIN of related organization	(B) Primary activity	(C) Legal domicile (state or foreign country)	(D) Exempt Code section	(E) Public charity status (if section 501(c)(3))	(F) Direct controlling entity
STANFORD HOSPITAL AND CLINICS 300 PASTEUR DRIVE MC 5555 STANFORD, CA94305 94-6174066	HEALTHCARE	CA	501(c)(3)	3	N/A
LUCILE salter PACKARD CHILDRENS HOSPital 725 WELCH ROAD MC 5553 PALO ALTO, CA94304 77-0003859	HEALTHCARE	CA	501(c)(3)	3	N/A
THE FREIDENRICH SUPPORT FOUNDATION 3145 PORT DRIVE PALO ALTO, CA94304 30-0519583	EDUCATIONAL	CA	501(C)(3)	11, type 1	NA
PACIFIC-10 CONFERENCE 1350 TREAT BOULEVARD WALNUT CREEK, CA94597 94-1459048	educational	CA	501(C)(3)	11, TYPE 1	NA
SHR Holdings Inc 3145 PORTER DRIVE PALO ALTO, CA94304 94-3187167	REAL ESTATE	CA	501(c)(25)	n/a	na

Part III

Identification of Related Organizations Taxable as a Partnership

(A) Name, address, and EIN of related organization	(B) Primary activity	(C) Legal domicile (state or foreign country)	(D) Direct controlling entity	(E) Predominant income(related, investment, unrelated)	(F) Share of total income	(G) Share of end-of- year assets	(H) Disproporionate allocations?		(I) Code V—UBI amount on Box 20 of K-1	(J) General or managing partner?	
							Yes	No		Yes	No
See Additional Data Table											

Part IV

Identification of Related Organizations Taxable as a Corporation or Trust

(A) Name, address, and EIN of related organization	(B) Primary activity	(C) Legal domicile (state or foreign country)	(D) Direct controlling entity	(E) Type of entity (C corp, S corp, or trust)	(F) Share of total income	(G) Share of end-of-year assets	(H) Percentage ownership
See Additional Data Table							

Provide the following information for each entity taxed as a partnership through which the organization conducted more than five percent of its activities (measured by total assets or gross revenue) that was not a related organization. See instructions regarding exclusion for certain investment partnerships.

[illegible]

Form 990, Schedule R, Part I - Identification of Disregarded Entities

(A) Name, address, and EIN of disregarded entity	(B) Primary Activity	(C) Legal Domicile (State or Foreign Country)	(D) Total income (\$)	(E) End-of-year assets (\$)	(F) Direct Controlling Entity
OTL LLC 3145 PORTER DRIVE PALO ALTO, CA 94304 94-1156365	TECHNOLOGY	CA	3,141	43,494	N/A
SU ACQUISITIONS LLC 3145 PORTER DRIVE PALO ALTO, CA 94304 94-1156365	REAL ESTATE	DE	603,523	2,000,000	N/A
SAA SIERRA PROGRAMS LLC 3145 PORTER DRIVE PALO ALTO, CA 94304 94-1156365	ALUM RELATION	CA	5,549,250	8,475,507	N/A
ANTS AT WORK LLC 3145 PORTER DRIVE PALO ALTO, CA 94304 94-1156365	RESEARCH	NM	0	55,000	N/A
SHR HOTEL LLC 3145 PORTER DRIVE PALO ALTO, CA 94304 41-2277925	REAL ESTATE	CA	7,243,248	141,211,460	N/A
CARDINAL ARROWPOINT LLC C/O STANFORD MGT CO 2770 SAND HIL MENLO PARK, CA 94025 91-2035195	INVESTMENT	DE	25,102,479	123,943	N/A
CARDINAL CENTREPOINT LLC C/O STANFORD MGT CO 2770 SAND HIL MENLO PARK, CA 94025	INVESTMENT	TX	915	0	N/A
CARDINAL NEWBURY GP LLC C/O STANFORD MGT CO 2770 SAND HIL MENLO PARK, CA 94025	INVESTMENT	DE	4,023	164,956	N/A
CARDINAL NEWBURY LP LLC C/O STANFORD MGT CO 2770 SAND HIL MENLO PARK, CA 94025	INVESTMENT	DE	378,243	15,505,776	N/A
CARDINAL REGENT GP LLC C/O STANFORD MGT CO 2770 SAND HIL MENLO PARK, CA 94025 91-2116646	INVESTMENT	TX	0	0	N/A
CARDINAL REGENT LP LLC C/O STANFORD MGT CO 2770 SAND HIL MENLO PARK, CA 94025 91-2116398	INVESTMENT	DE	-360,215	7,845,450	N/A
FAIRFIELD NORTH SEA ENERGY LLC C/O STANFORD MGT CO 2770 SAND HIL MENLO PARK, CA 94025	INVESTMENT	DE	-7,512,765	22,207,142	N/A
SAND HILL INVESTMENTS GP LLC C/O STANFORD MGT CO 2770 SAND HIL MENLO PARK, CA 94025	INVESTMENT	DE	0	0	N/A
SMC DE LLC C/O STANFORD MGT CO 2770 SAND HIL MENLO PARK, CA 94025	INVESTMENT	DE	83,469	4,082,002	N/A
SAND HILL INVESTMENTS LP C/O STANFORD MGT CO 2770 SAND HIL MENLO PARK, CA 94025 35-1557441	INVESTMENT	DE	260,741	21,141,309	N/A
MENLO HEALTH ALLIANCE LLC 1300 CRANE ST MENLO PARK, CA 94025 94-3192446	HEALTH CARE	CA	26,231,656	5,589,902	SHC
SUMIT INSURANCE COMPANY LTD 8 WESLEY STREET HAMILTON, HMII BD	INSURANCE	BD	12,205,917	59,354,812	SHC
SEGREGATED ACCOUNT SOM-3	INSURANCE	BD			SUMIT INS CO
SEGREGATED ACCOUNT SHC-1	INSURANCE	BD			SUMIT INS CO
SEGREGATED ACCOUNT LPCHPPF-2	INSURANCE	BD			SUMIT INS CO
SEGREGATED ACCOUNT 2005-4	INSURANCE	BD			SUMIT INS CO

Form 990, Schedule R, Part III - Identification of Related Organizations Taxable as a Partnership

(A) Name, address, and EIN of related organization	(B) Primary activity	(C) Legal Domicile (State or Foreign Country)	(D) Direct Controlling Entity	(E) Predominant income(related, investment, unrelated)	(F) Share of total income (\$)	(G) Share of end-of-year assets (\$)	(H) Disproportionate allocations?		(I) Code V-UBI amount on Box 20 of Schedule K-1 (Form 1065) (\$)	(J) General or Managing Partner?	
							Yes	No		Yes	No
GRE PROPERTIES LLC 3145 PORTER DRIVE PALO ALTO, CA94304 94-1156365	REAL ESTATE	AZ	N/A	RELATED	198	179,080		No			No
STANFORD PET-CT LLC 300 PASTEUR DRIVE M/C 5555 STANFORD, CA94305 61-1423414	MED DIAGNOSIS	CA	N/A	RELATED	10,060,930	13,657,295		No			No
ARCOLA LP C/O GREAT PT INV 2 CTR PLAZA STE BOSTON, MA02108 20-4222260	REAL ESTATE DEV	DE	N/A	INVESTMENT	5,556	14,459,713		No			No
ATWATER 12 LP 2001 ROSS AVENUE SUITE 3400 DALLAS, TX75201 75-2944481	REAL ESTATE INV	DE	N/A	INVESTMENT	947,340	22,347,976		No			No
AVALON ON ABERNATHY APTS LP 13155 NOEL RD 500 THREE GALLERIA T DALLAS, TX75240 20-2328934	REAL ESTATE INV	TX	N/A	INVESTMENT	-51,783	0		No			No
AVENUE ASIA CAPITAL PARTNERS LP 535 MADISON AVENUE 15TH FL NEW YORK, NY10022 01-0553224	FOREIGN INV	DE	N/A	INVESTMENT	1,043,131	29,058,158		No			No
CAPITAL CENTER 20 LP C/O DRA ADVISORS INC 200 E 42ND S TH FL NEW YORK, NY10017 13-4106892	COMM REAL ESTATE	DE	N/A	INVESTMENT	6,061	50,511		No			No
CYPRESS MARINA PARTNERS LP 1999 AVENUE OF THE STARS STE 1200 LOS ANGELES, CA90067 95-4890334	REAL ESTATE DEV	CA	N/A	UNRELATED	-118,800	77,846,928		No	-173,907		No
FAIRFIELD SPECTRUM VAL VISTA LP 5510 MOREHOUSE DRIVE SUITE 200 SAN DIEGO, CA92121 20-2356060	REAL ESTATE DEV	DE	N/A	INVESTMENT	-58,873	0		No			No
JER R E QUALIFIED PARTNERS EUROPE LP C/O JE ROBERT COS 1650 TYSON BL STE MCLEAN, VA22102 54-2029560	REAL ESTATE INV	DE	N/A	INVESTMENT	453,647	5,466,278		No			No
KEB INVESTORS II LP 0000000000	FOREIGN INV	BD	N/A	INVESTMENT	23,901,992	62,440,561		No			No
LINCOLN COMMERCE PARK II LTD PO BOX 1920 DALLAS, TX75221 20-4681486	REAL ESTATE DEV	DE	N/A	INVESTMENT	-168,185	20,470,614		No			No
NC-WC LP 4100 GREENBRIAR STE 180 STAFFORD, TX77477 81-0630891	PORTFOLIO INV	DE	N/A	INVESTMENT	4,290,814	0		No			No
PALO ALTO LP WHITELEY CHAMBERS DON STREET ST HELIER, JERSEY XC JE4 9WG XC 0000000000	FOREIGN INV	XC	N/A	INVESTMENT	-17,790,194	94,045,024		No			No
PARMENTER REALTY FUND II LP 1111 BRICKELL AVENUE SUITE 2910 MIAMI, FL33131 20-0973616	REAL ESTATE INV	DE	N/A	INVESTMENT	0	1,782,769		No			No
REGENT OFFICE CENTER LP 2400 FINANCIAL CENTER BLDG SEATTLE, WA98161 91-2116424	REAL ESTATE INV	TX	N/A	INVESTMENT	-360,215	7,845,450		No			No
SANDPIPER FUND LP 2100 MCKINNEY AVENUE SUITE 1770 DALLAS, TX75201 26-0341626	INV IN SECUR	TX	N/A	INVESTMENT	4,661,062	74,059,003		No			No
SAROFIM MULTIFAMILY PARTNERS LP 8115 PRESTON ROAD SUITE 400 DALLAS, TX75225 20-1929002	REAL ESTATE DEV	DE	N/A	INVESTMENT	5,364,955	45,134,724		No			No
SIC PARTNERS LLC C/O STANFORD MGT CO 2770 SAND HIL MENLO PARK, CA94025 30-0312996	REAL ESTATE DEV	CA	N/A	UNRELATED	-576,117	79,073,866		No	-625,159		No
SKY HARBOR ASSO CIATES LP PO BOX 1920 DALLAS, TX75221 20-5803431	COMM PROP INV	DE	N/A	INVESTMENT	-215,258	6,553,439		No			No
SNOWCREEK VI PARTNERS LLC C/O STANFORD MGT CO 2770 SAND HIL MENLO PARK, CA94025 86-1089966	REAL ESTATE DEV	CA	N/A	UNRELATED	-373,366	6,164,055		No	-373,366		No
STERLING STAMOS REAL ASSETS FUND (A) LP 250 PARK AVENUE 29TH FLOOR NEW YORK, NY10022 20-3949682	INVESTMENTS	DE	N/A	UNRELATED	832,953	21,391,805		No	-390,108		No
TC ARROWPOINT LP 2001 ROSS AVENUE SUITE 3400 DALLAS, TX75201 75-2850740	REAL ESTATE INV	DE	N/A	INVESTMENT	25,102,479	123,943		No			No
DEK PORTFOLIO LLC C/O SPAULDING SLYE INV 1 PO S BOSTON, MA02109 04-3446765	REAL INV	DE	N/A	INVESTMENT	865,668	26,328,429		No			No
WATERVIEW COMMONS LP C/O KENNEDY ASSOC RE COUNSEL LP 2 SEATTLE, WA98161 91-2116747	INVESTMENTS	TX	N/A	INVESTMENT	-1,830,037	0		No			No
BROWN BARK I LP PO BOX 1068 STAFFORD, TX774971068 72-1604614	NOTES REC INV	DE	N/A	INVESTMENT	2,189,142	20,302,096		No			No
BROWN BARK II LP PO BOX 1068 STAFFORD, TX774971068 20-8727391	NOTES REC INV	DE	N/A	INVESTMENT	60,453	14,477,244		No			No
BROWN BARK III LP PO BOX 1068 STAFFORD, TX774971068 26-1780743	NOTES REC INV	DE	N/A	INVESTMENT	5,277	16,098,913		No			No
COLONY KOREA CO- INVESTMENT PARTNERS LP 1999 AVENUE OF THE STARS SUITE 120 LOS ANGELES, CA90067 95-4867607	PORTFOLIO INV	DE	N/A	INVESTMENT	1,030	45,832		No			No
COLUMBUS RETAIL LP C/O SAROFIM REALTY ADV 8115 PREST STE DALLAS, TX75225 20-1590111	COMM MALL INV	TX	N/A	INVESTMENT	-5,687,737	0		No			No

Form 990, Schedule R, Part III - Identification of Related Organizations Taxable as a Partnership

(A) Name, address, and EIN of related organization	(B) Primary activity	(C) Legal Domicile (State or Foreign Country)	(D) Direct Controlling Entity	(E) Predominant income(related, investment, unrelated)	(F) Share of total income (\$)	(G) Share of end-of-year assets (\$)	(H) Disproportionate allocations?		(I) Code V-UBI amount on Box 20 of Schedule K-1 (Form 1065) (\$)	(J) General or Managing Partner?	
							Yes	No		Yes	No
DOWNTOWN ASSOCIATES V LP 674 UNIONVILLE RD STE 105 KENNETT SQUARE, PA 19348 23-2956388	INV IN SECUR	DE	N/A	INVESTMENT	-11,127,733	11,973,830		No			No
FORTRESS IW COINVESTMENT (FUND B) LP 1345 AVE OF THE AMERICAS 23RD FL NEW YORK, NY 10105 98-0509639	INVESTMENTS	CJ	N/A	INVESTMENT	2,045,144	5,523,017		No			No
JER REAL ESTATE PARTNERS EUROPE II LP CLARGES HOUSE 6-12 CLARGES ST LONDON, ENGLAND W1J 8AD UK 000000000	REAL ESTATE INV	UK	JER ALBERTA LP	INVESTMENT	-2,995,294	26,055,293		No			No
KERN COBALT CO-INVEST PARTNERS III LP 98-0603937	ENERGY INV	CA	N/A	INVESTMENT	-45,819	507,915		No			No
MARINER VOYAGER MASTER FUND LTD C/O STUARTS CORP SRVS PO BOX 2510 GEORGE TOWN, GRAND CAYMAN CJ 20-0912066	INVESTMENTS	CJ	MV INTNL LTD	INVESTMENT	14,971,719	97,176,233		No			No
CENTREPORT TRINITY LTD 13155 NOEL ROAD 500 THREE GALLERIA DALLAS, TX 75240 75-2864754	INVESTMENTS	TX	NA	INVESTMENT	915	0		No			No
Stanford Emanuel Radiation Oncology Ctr 880 E TUOLUMNE RD TURLOCK, CA 95381 20-8885091	RADIATION	CA	NA	RELATED	106,229	2,405,747		No			No

Form 990, Schedule R, Part IV - Identification of Related Organizations Taxable as a Corporation or Trust

(A) Name, address, and EIN of related organization	(B) Primary activity	(C) Legal Domicile (State or Foreign Country)	(D) Direct Controlling Entity	(E) Type of entity (C corp, S corp, or trust)	(F) Share of total income (\$)	(G) Share of end-of-year assets (\$)	(H) Percentage ownership
MARINER VOYAGER INTERNATIONAL LTD C/O STUARTS CORP SVCS PO BOX 2510 GEORGE TOWN CJ 000000000	INVESTMENTS	CJ	N/A	C CORP	12,967,796	98,939,822	99 706 %
NWQ CONCENTRATED FUND LTD WALKER HOUSE 87 MARY STREET GEORGE TOWN KY1-9002 CJ 000000000	INVESTMENTS	CJ	N/A	C CORP	-24,915,101	98,708,437	100 %
STANFORD SGG S EUROPE INC UGLAND HOUSE S CHURCH ST PO BOX 309GT, GEORGE TOWN CJ 13-1684331	INVESTMENTS	CJ	N/A	C CORP	11,819,908	27,836,396	100 %
BLACK RIVER EMEA INVESTORS UGLAND HOUSE S CHURCH ST GEORGE TOWN CJ 98-0428006	INVESTMENTS	CJ	N/A	C CORP	5,600,495	94,390,898	82 494 %
EAST SAIL C/O INTL FS INC IFS COURT TWENTYEIGHT, CYBERCITY, EBENE MP 000000000	INVESTMENTS	MP	N/A	C CORP	-13,540,034	93,312,257	100 %
GAVEA INVESTMENT FUND II-C LP PO BOX 896GT HARBOUR CENTRE GEORGE TOWN CJ 98-0537952	INVESTMENTS	CJ	N/A	C CORP	-40,609,792	63,743,357	53 19 %
JER ALBERTA LP C/O JE ROBERT COS 1650 TYSON BLVD MCLEAN, VA22102 98-0423557	INVESTMENTS	CA	N/A	C CORP	-7,684,302	18,717,883	99 999 %
JER ALBERTA III LP c/o JE ROBERT COS 1650 TYSON BLVD MCLEAN, VA22102 98-0493425	INVESTMENTS	CA	N/A	C CORP	-2,333,341	22,499,913	100 %
ALPINE CHALET INC PO BOX 9988 SOUTH LAKE TAHOE, CA96158 94-1556099	REAL ESTATE	CA	NA	C CORP	430,559	497,364	100 %
NORTH WEST CAMPUS MIDPOINT 3145 PORTER DRIVE PALO ALTO, CA94304 20-1627958	REAL ESTATE	CA	NA	C CORP	186,421	82,972	100 %
MIDPOINT TECHNOLOGY PARK 3145 PORTER DRIVE PALO ALTO, CA94304 94-3287254	REAL ESTATE	CA	NA	C CORP	514,834	260,012	100 %
STANFORD HEALTH AFFILIATES 3145 PORTER DRIVE PALO ALTO, CA94304 77-0284664	INACTIVE	CA	NA	C CORP	0	0	100 %
SUMIT HOLDING INTL LLC	CAPTIVE INS	HI	NA	C CORP	0	0	0 %

Form 990, Schedule R, Part V - Transactions with Related Organizations

(A) Name of other organization		(B) Transaction type(a-r)	(C) Amount Involved (\$)
(1)	ARCOLA LP	B	1,260,688
(2)	ATWATER 12 LP	B	122,237
(3)	ATWATER 12 LP	R	2,034,972
(4)	AVENUE ASIA CAPITAL PARTNERS LP	R	6,111,109
(5)	BROWN BARK I LP	B	841,500
(6)	BROWN BARK II LP	R	1,485,001
(7)	BROWN PARK III LP	B	13,605,652
(8)	BROWN PARK III LP	R	7,227,000
(9)	CARDINAL ARROWPOINT LLC	R	100,000
(10)	CARDINAL REGENT LP LLC	B	215,638
(11)	CYPRESS MARINA PARTNERS LP	B	11,564,235
(12)	DOWNTOWN ASSOCIATES V LP	R	38,950,000
(13)	EAST SAIL	B	98,557
(14)	FAIRFIELD NORTH SEA ENERGY LLC	B	4,926,100
(15)	GAVEA INVESTMENT FUND II-C LP	R	5,000,000
(16)	JER ALBERTA LP	B	8,165,895
(17)	KEB INVESTORS II LP	R	21,186,016
(18)	KERN COBALT CO-INVEST PARTNERS III LP	B	4,134,027
(19)	LINCOLN COMMERCE PARK II LTD	C	442,157
(20)	LINCOLN COMMERCE PARK II LTD	R	2,438,879
(21)	MARINER VOYAGER FUND INTERNATIONAL LTD	R	46,265,022
(22)	NC-WC LP	R	3,663,755
(23)	PALO ALTO LP	R	25,000,000
(24)	PARMENTER REALTY FUND II LP	B	240,252
(25)	PARMENTER REALTY FUND II LP	R	830,838
(26)	SAND HILL INVESTMENTS LP	B	3,572,334
(27)	SANDPIPER FUND LP	B	8,000,000
(28)	SAROFIM MULTIFAMILY PARTNERS LP	B	515,341
(29)	SAROFIM MULTIFAMILY PARTNERS LP	R	12,433,290
(30)	SIC PARTNERS LLC	B	5,873,266

Form 990, Schedule R, Part V - Transactions with Related Organizations

(A) Name of other organization		(B) Transaction type(a-r)	(C) Amount Involved (\$)
(31)	SKY HARBOR ASSOCIATES LP	B	929,394
(32)	SMC DE LLC	B	1,575,889
(33)	SMC DE LLC	R	113,225
(34)	SNOWCREEK VI PARTNERS LLC	R	485,943
(35)	STANFORD SGGS EUROPE INC	B	4,758,784
(36)	STANFORD SGGS EUROPE INC	R	248,795
(37)	STERLING STAMOS REAL ASSETS FUND (A) LP	B	2,782,501
(38)	STERLING STAMOS REAL ASSETS FUND (A) LP	R	501,745
(39)	STANFORD HOSPITAL AND CLINIC	R	296,383,358
(40)	STANFORD HOSPITAL AND CLINIC	B	15,167,435
(41)	STANFORD HOSPITAL AND CLINIC	C	8,042,505
(42)	LUCILE SALTER PACKARD CHILDRENS HOSPITAL	R	116,499,931
(43)	LUCILE SALTER PACKARD CHILDRENS HOSPITAL	C	4,855,198

Additional Data

Software ID:

Software Version:

EIN: 94-1156365

Name: STANFORD UNIVERSITY BOARD OF TRUSTEES
OF THE LELAND STANFORD JUNIOR UNIVERSITY

Form 990, Part VII - Section Aaa

(A) Name and Title	(B) Average hours per week	(C) Position (check all that apply)						(D) Reportable compensation from the organization (W-2/1099-MISC)	(E) Reportable compensation from related organizations (W-2/1099-MISC)	(F) Estimated amount of other compensation from the organization and related organizations
		Individual Trustee or Director	Institutional Trustee	Officer	Key employee	Highest compensated employee	Former			
John Hennessy , president/trustee	50 0	X		X				702,771	0	388,818
William M Barnum JR , trustee	2 0	X						0	0	0
Robert M Bass , trustee	2 0	X						0	0	0
Mariann Byerwalter , trustee	2 0	X						0	0	0
James e Canales , trustee	2 0	X						0	0	0
James g Coulter , trustee	2 0	X						0	0	0
Mary b Cranston , trustee	2 0	X						0	0	0
Lauren b Dachs , trustee	2 0	X						0	0	0
steven a denning , trustee	2 0	X						0	0	0
bruce w dunlevie , trustee	2 0	X						0	0	0
ying ying goh , trustee	2 0	X						0	0	0
john gunn , trustee	2 0	X						0	0	0
pete higgins , trustee	2 0	X						0	0	0
leslie p hume , trustee	2 0	X						0	0	0
ann h lamont , trustee	2 0	X						0	0	0
john p levin , trustee	2 0	X						0	0	0
goodwin liu , trustee	2 0	X						0	0	0
hamid r moghadam , trustee	2 0	X						0	0	0
wendy munger , trustee	2 0	X						0	0	0
ellen ochoa , trustee	2 0	X						0	0	0
miriam rivera , trustee	2 0	X						0	0	0
richard a sapp , trustee	2 0	X						0	0	0
philip g satre , trustee	2 0	X						0	0	0
john h scully , trustee	2 0	X						0	0	0
isaac stein , trustee	2 0	X						0	0	0
thomas f steyer , trustee	2 0	X						0	0	0
ross h walker , trustee	2 0	X						0	0	0
w richard west jr , trustee	2 0	X						0	0	0
vaughn c williams , trustee	2 0	X						0	0	0
jerry yang , trustee	2 0	X						0	0	0

Form 990, Part VII - Section Aaa

(A) Name and Title	(B) Average hours per week	(C) Position (check all that apply)						(D) Reportable compensation from the organization (W-2/1099-MISC)	(E) Reportable compensation from related organizations (W-2/1099-MISC)	(F) Estimated amount of other compensation from the organization and related organizations
		Individual Trustee or Director	Institutional Trustee	Officer	Key employee	Highest compensated employee	Former			
William R Brody , Trustee	2 0	X						0	0	0
Christine U Hazy , Trustee	2 0	X						0	0	0
Susan R McCaw , Trustee	2 0	X						0	0	0
john etchemendy , provost	50 0			X				497,690	0	292,911
randall livingston , vp bus aff/cfo	50 0			X				483,447	0	103,278
martin shell , vp development	50 0			X				420,111	0	121,542
debra zumwalt , vp general counsel	50 0			X				493,154	0	164,242
robert c reidy , vp real estate	50 0			X				591,452	0	199,281
david demarest , vp public affairs	50 0			X				304,799	0	92,994
howard wolf , pres Of stanford alum Assoc	50 0			X				330,835	0	68,890
william madia , VP SLAC NAL	25 0			X				231,604	0	2,402
Diane Peck , VP Human Resources	50 0			X				322,811	0	38,820
John Powers , President, Stanford Mgmt Co	50 0				X			1,994,478	0	834,680
Philip A Pizzo , Dean, School of Medicine	50 0				X			607,773	0	246,712
Richard Saller , Dean, School of Hum & Sciences	50 0				X			515,997	0	23,364
Eric Upin , Chief Investment Officer, SMC	50 0					X		1,448,365	0	16,477
Frank Hanley , SRVC CHIEF, PED CARDIO THORACIC	50 0					X		1,467,256	0	241,545
Gary Steinberg , Professor, NEUROSURGERY	50 0					X		1,088,051	0	41,633
Thomas M Krummel , SeRViCe CHIEF, Surgery	50 0					X		938,872	0	71,536
Michael Edwards , srvc chief, Ped neuro Surgery	50 0					X		899,465	0	34,258
Vadilaya M Reddy , Assoc Prof Cardiothoracic Sur	50 0						X	823,874	0	39,756
Edward Manche , Professor of Ophthalmology	50 0						X	596,816	0	39,866
John B Ford , SENIOR VP University Resources	50 0						X	327,160	0	25,307
Amin A Milki , Prof, Obstetrics & Gynecology	50 0						X	407,669	0	47,470

Form 990, Part VIII - Statement of Revenue - 2a - 2g Program Service Revenue -

	Business Code	(A) Total Revenue	(B) Related or Exempt Function Revenue	(C) Unrelated Business Revenue	(D) Revenue Excluded from Tax under IRC 512, 513, or 514
a STUDENT INCOME	900,099	611,814,948	611,814,948		
b NONGOVERNMENT RESEARCH	900,099	216,435,638	216,435,638		
c PATIENT CARE	900,099	429,088,355	429,088,355		
d SPECIAL PROGRAMS	900,099	334,955,982	334,955,982		
e DRIVING RANGE	713,910	516,354		516,354	