



See a Social Security Number? Say Something!
Report Privacy Problems to <https://public.resource.org/privacy>
Or call the IRS Identity Theft Hotline at 1-800-908-4490



Form **990**
 Department of the Treasury
 Internal Revenue Service

Return of Organization Exempt From Income Tax

Under section 501(c), 527, or 4947(a)(1) of the Internal Revenue Code (except black lung benefit trust or private foundation)

OMB No 1545-0047

2008

Open to Public Inspection

The organization may have to use a copy of this return to satisfy state reporting requirements

A For the 2008 calendar year, or tax year beginning 07-01-2008 and ending 06-30-2009

- B** Check if applicable:
 Address change
 Name change
 Initial return
 Termination
 Amended return
 Application pending

C Name of organization
 ASPIRANET

Doing Business As

Number and street (or P O box if mail is not delivered to street address) Room/suite
 400 OYSTER POINT BLVD

City or town, state or country, and ZIP + 4
 SOUTH SAN FRANCISCO, CA 94080

D Employer identification number
 94-2442955

E Telephone number
 (650) 866-4080

G Gross receipts \$ 43,576,319

F Name and address of Principal Officer

H(a) Is this a group return for affiliates? Yes No

H(b) Are all affiliates included? Yes No
 (If "No," attach a list See instructions)

H(c) Group Exemption Number ▶

I Tax-exempt status 501(c) (3) (Insert no) 4947(a)(1) or 527

J Web site: ▶ WWW.ASPIRANET.ORG

K Type of organization Corporation trust association other ▶

L Year of Formation 1975 | **M** State of legal domicile CA

Part I Summary

Activities & Governance	1 Briefly describe the organization's mission or most significant activities TAKE COLLECTIVE ACTION TO SUPPORT COMMUNITIES AND FAMILIES AS THEY LOVE AND CARE FOR CHILDREN		
	2 Check this box <input type="checkbox"/> if the organization discontinued its operations or disposed of more than 25% of its assets		
	3 Number of voting members of the governing body (Part VI, line 1a)	3	7
	4 Number of independent voting members of the governing body (Part VI, line 1b)	4	7
	5 Total number of employees (Part V, line 2a)	5	1,082
	6 Total number of volunteers (estimate if necessary)	6	
	7a Total gross unrelated business revenue from Part VIII, line 12, column (C)	7a	141,470
b Net unrelated business taxable income from Form 990-T, line 34	7b	9,519	
Revenue	8 Contributions and grants (Part VIII, line 1h)	Prior Year	Current Year
	9 Program service revenue (Part VIII, line 2g)	38,527,945	42,474,530
	10 Investment income (Part VIII, column (A), lines 3, 4, and 7d)	297,607	-211,505
	11 Other revenue (Part VIII, column (A), lines 5, 6d, 8c, 9c, 10c, and 11e)	254,964	425,610
	12 Total revenue—add lines 8 through 11 (must equal Part VIII, column (A), line 12)	39,093,041	42,688,635
	Expenses	13 Grants and similar amounts paid (Part IX, column (A), lines 1–3)	7,078,228
14 Benefits paid to or for members (Part IX, column (A), line 4)			0
15 Salaries, other compensation, employee benefits (Part IX, column (A), lines 5–10)		20,672,316	24,714,213
16a Professional fundraising fees (Part IX, column (A), line 11e)			0
b (Total fundraising expenses, Part IX, column (D), line 25 135,984)			
17 Other expenses (Part IX, column (A), lines 11a–11d, 11f–24f)		11,529,636	10,893,740
18 Total expenses—add lines 13–17 (must equal Part IX, line 25, column (A))	39,328,390	42,406,568	
19 Revenue less expenses Subtract line 18 from line 12	-235,349	282,067	
Net Assets or Fund Balances	20 Total assets (Part X, line 16)	Beginning of Year	End of Year
	21 Total liabilities (Part X, line 26)	16,193,595	16,722,929
	22 Net assets or fund balances Subtract line 21 from line 20	6,168,630	6,757,124
		10,024,965	9,965,805

Part II Signature Block

Under penalties of perjury, I declare that I have examined this return, including accompanying schedules and statements, and to the best of my knowledge and belief, it is true, correct, and complete Declaration of preparer (other than officer) is based on all information of which preparer has any knowledge

Signature of officer: ***** Date: 2010-05-14

VERNON BROWN CEO
 Type or print name and title

Paid Preparer's Use Only

Preparer's signature: Kevin R Gilmore CPA Date: _____ Check if self-employed: Preparer's PTIN (See Gen Inst)

Firm's name (or yours if self-employed), address, and ZIP + 4: GILMORE & ASSOCIATES
 177 BOVET RD STE 550
 SAN MATEO, CA 944023116
 EIN: _____ Phone no: (650) 432-6110

May the IRS discuss this return with the preparer shown above? (See instructions) Yes No

Part III Statement of Program Service Accomplishments (See the instructions.)

1 Briefly describe the organization's mission
TAKE COLLECTIVE ACTION TO SUPPORT COMMUNITIES AND FAMILIES AS THEY LOVE AND CARE FOR CHILDREN

2 Did the organization undertake any significant program services during the year which were not listed on the prior Form 990 or 990-EZ? Yes No
If "Yes," describe these new services on Schedule O

3 Did the organization cease conducting or make significant changes in how it conducts any program services? Yes No
If "Yes," describe these changes on Schedule O

4 Describe the exempt purpose achievements for each of the organization's three largest program services by expenses. Section 501(c)(3) and (4) organizations and 4947(a)(1) trusts are required to report the amount of grants and allocations to others, the total expenses, and revenue, if any, for each program service reported

4a (Code) (Expenses \$ 5,241,236 including grants of \$) (Revenue \$)
THE EXCELL PROGRAM OPERATES TWO RESIDENTIAL TREATMENT FACILITIES WHICH HELP YOUTH AGES 10-17 WITH BEHAVIOR PROBLEMS TO BECOME RESPONSIBLE CITIZENS THE CENTER SERVED 60 YOUTH FOR THE YEAR ENDED JUNE 30, 2009 EXCELL ALSO OPERATES TWO STATE DEPARTMENT OF EDUCATION ACCREDITED NON-PUBLIC SCHOOLS FOR STUDENTS WITH SEVERE EMOTIONAL DISORDERS OR LEARNING DISABILITIES THE SCHOOLS ARE VALLEY OAKS SCHOOL FOR DYSLEXIA AND STANISLAUS ACADEMY THE TWO SCHOOLS SERVE 120 CHILDREN
















4b (Code) (Expenses \$ 4,923,774 including grants of \$) (Revenue \$)
THE AFTERSCHOOL CHILD AND YOUTH DEVELOPMENT PROGRAM PROVIDES AFTER-SCHOOL SERVICES FOR BOTH THE SAN FRANCISCO AND OAKLAND UNIFIED SCHOOL DISTRICTS AT VARIOUS SCHOOLS AND AT A COMMUNITY CENTER AT 3925 NORIEGA ST IN SAN FRANCISCO THE MISSION OF ASCYDL IS TO PROVIDE SUPPORT AND OPPORTUNITIES TO ENSURE THE HEALTHY DEVELOPMENT OF CHILDREN, YOUTH AND ADULTS IN THE COMMUNITY

4c (Code) (Expenses \$ 25,454,739 including grants of \$) (Revenue \$)
THE ASPIRA PROGRAM PROVIDES PLACEMENT AND SUPERVISION OF COURT WARD CHILDREN IN FOSTER HOMES, INCLUDING TRAINING FOR FOSTER PARENTS ASPIRA SERVES OVER 2,500 CHILDREN EACH YEAR IN OVER 525 FOSTER FAMILIES THROUGHOUT CALIFORNIA ASPIRA ALSO PROVIDES WRAPAROUND MENTAL HEALTH SERVICES TO CHILDREN IN OUT-OF-HOME CARE AND THEIR FAMILIES ASPIRA ALSO FACILITATES ADOPTION PLACEMENTS FOR CHILDREN IN FOSTER CARE IN NEED OF PERMANENT ADOPTIVE FAMILIES, AND HAS PROVIDED HUNDREDS OF CHILDREN WITH PERMANENT FAMILIES EACH YEAR ASPIRANET PROVIDED 333,249 DAYS OF CARE

4d Other program services (Describe in Schedule O)
(Expenses \$ 2,592,288 including grants of \$) (Revenue \$)

4e Total program service expenses \$ 38,212,037 Must equal Part IX, Line 25, column (B).

Part IV Checklist of Required Schedules

		Yes	No
1	Is the organization described in section 501(c)(3) or 4947(a)(1) (other than a private foundation)? If "Yes," complete Schedule A 	Yes	
2	Is the organization required to complete Schedule B, Schedule of Contributors?		No
3	Did the organization engage in direct or indirect political campaign activities on behalf of or in opposition to candidates for public office? If "Yes," complete Schedule C, Part I		No
4	Section 501(c)(3) organizations Did the organization engage in lobbying activities? If "Yes," complete Schedule C, Part II		No
5	Section 501(c)(4), 501(c)(5), and 501(c)(6) organizations Is the organization subject to the section 6033(e) notice and reporting requirement and proxy tax? If "Yes," complete Schedule C, Part III		No
6	Did the organization maintain any donor advised funds or any accounts where donors have the right to provide advice on the distribution or investment of amounts in such funds or accounts? If "Yes," complete Schedule D, Part I 		No
7	Did the organization receive or hold a conservation easement, including easements to preserve open space, the environment, historic land areas or historic structures? If "Yes," complete Schedule D, Part II 		No
8	Did the organization maintain collections of works of art, historical treasures, or other similar assets? If "Yes," complete Schedule D, Part III 		No
9	Did the organization report an amount in Part X, line 21, serve as a custodian for amounts not listed in Part X, or provide credit counseling, debt management, credit repair, or debt negotiation services? If "Yes," complete Schedule D, Part IV 		No
10	Did the organization hold assets in term, permanent, or quasi-endowments? If "Yes," complete Schedule D, Part V 		No
11	Did the organization report an amount in Part X, lines 10, 12, 13, 15, or 25? If "Yes," complete Schedule D, Parts VI, VII, VIII, IX, or X as applicable 	Yes	
12	Did the organization receive an audited financial statement for the year for which it is completing this return that was prepared in accordance with GAAP? If "Yes," complete Schedule D, Parts XI, XII, and XIII 	Yes	
13	Is the organization a school as described in section 170(b)(1)(A)(ii)? If "Yes," complete Schedule E		No
14a	Did the organization maintain an office, employees, or agents outside of the U S?		No
b	Did the organization have aggregate revenues or expenses of more than \$10,000 from grantmaking, fundraising, business, and program service activities outside the U S? If "Yes," complete Schedule F, Part I		No
15	Did the organization report on Part IX, column (A), line 3, more than \$5,000 of grants or assistance to any organization or entity located outside the United States? If "Yes," complete Schedule F, Part II		No
16	Did the organization report on Part IX, column (A), line 3, more than \$5,000 of aggregate grants or assistance to individuals located outside the United States? If "Yes," complete Schedule F, Part III		No
17	Did the organization report more than \$15,000 on Part IX, column (A), line 11e? If "Yes," complete Schedule G, Part I		No
18	Did the organization report more than \$15,000 total on Part VIII, lines 1c and 8a? If "Yes," complete Schedule G, Part II		No
19	Did the organization report more than \$15,000 on Part VIII, line 9a? If "Yes," complete Schedule G, Part III		No
20	Did the organization operate one or more hospitals? If "Yes," complete Schedule H		No
21	Did the organization report more than \$5,000 on Part IX, column (A), line 1? If "Yes," complete Schedule I, Parts I and II 		No
22	Did the organization report more than \$5,000 on Part IX, column (A), line 2? If "Yes," complete Schedule I, Parts I and III 	Yes	
23	Did the organization answer "Yes" to Part VII, Section A, questions 3, 4, or 5? If "Yes," complete Schedule J 	Yes	
24a	Did the organization have a tax-exempt bond issue with an outstanding principal amount of more than \$100,000 as of the last day of the year, that was issued after December 31, 2002? If "Yes," answer questions 24b-24d and complete Schedule K. If "No," go to question 25		No
b	Did the organization invest any proceeds of tax-exempt bonds beyond a temporary period exception?		No
c	Did the organization maintain an escrow account other than a refunding escrow at any time during the year to defease any tax-exempt bonds?		No
d	Did the organization act as an "on behalf of" issuer for bonds outstanding at any time during the year?		No
25a	Section 501(c)(3) and 501(c)(4) organizations Did the organization engage in an excess benefit transaction with a disqualified person during the year? If "Yes," complete Schedule L, Part I 		No
b	Did the organization become aware that it had engaged in an excess benefit transaction with a disqualified person from a prior year? If "Yes," complete Schedule L, Part I 		No
26	Was a loan to or by a current or former officer, director, trustee, key employee, highly compensated employee, or disqualified person outstanding as of the end of the organization's tax year? If "Yes," complete Schedule L, Part II 		No
27	Did the organization provide a grant or other assistance to an officer, director, trustee, key employee, or substantial contributor, or to a person related to such an individual? If "Yes," complete Schedule L, Part III 		No

Part IV Checklist of Required Schedules *(Continued)*

		Yes	No
28	During the tax year, did any person who is a current or former officer, director, trustee, or key employee		
a	Have a direct business relationship with the organization (other than as an officer, director, trustee, or employee), or an indirect business relationship through ownership of more than 35% in another entity (individually or collectively with other person(s) listed in Part VII, Section A)? <i>If "Yes," complete Schedule L, Part IV</i>	Yes	
b	Have a family member who had a direct or indirect business relationship with the organization? <i>If "Yes," complete Schedule L, Part IV</i>		No
c	Serve as an officer, director, trustee, key employee, partner, or member of an entity (or a shareholder of a professional corporation) doing business with the organization? <i>If "Yes," complete Schedule L, Part IV</i>		No
29	Did the organization receive more than \$25,000 in non-cash contributions? <i>If "Yes," complete Schedule M</i>		No
30	Did the organization receive contributions of art, historical treasures, or other similar assets, or qualified conservation contributions? <i>If "Yes," complete Schedule M</i>		No
31	Did the organization liquidate, terminate, or dissolve and cease operations? <i>If "Yes," complete Schedule N, Part I</i>		No
32	Did the organization sell, exchange, dispose of, or transfer more than 25% of its net assets? <i>If "Yes," complete Schedule N, Part II</i>		No
33	Did the organization own 100% of an entity disregarded as separate from the organization under Regulations section 301.7701-2 and 301.7701-3? <i>If "Yes," complete Schedule R, Part I</i>		No
34	Was the organization related to any tax-exempt or taxable entity? <i>If "Yes," complete Schedule R, Parts II, III, IV, and V, line 1</i>	Yes	
35	Is any related organization a controlled entity within the meaning of section 512(b)(13)? <i>If "Yes," complete Schedule R, Part V, line 2</i>	Yes	
36	501(c)(3) organizations Did the organization make any transfers to an exempt non-charitable related organization? <i>If "Yes," complete Schedule R, Part V, line 2</i>		No
37	Did the organization conduct more than 5 percent of its activities through an entity that is not a related organization and that is treated as a partnership for federal income tax purposes? <i>If "Yes," complete Schedule R, Part VI</i>		No

Part V Statements Regarding Other IRS Filings and Tax Compliance

		Yes	No
1a	Enter the number reported in Box 3 of Form 1096, <i>Annual Summary and Transmittal of U.S. Information Returns</i> . Enter -0- if not applicable		
	1a 125		
b	Enter the number of Forms W-2G included in line 1a. Enter -0- if not applicable		
	1b 0		
c	Did the organization comply with backup withholding rules for reportable payments to vendors and reportable gaming (gambling) winnings to prize winners?	Yes	
2a	Enter the number of employees reported on Form W-3, <i>Transmittal of Wage and Tax Statements</i> filed for the calendar year ending with or within the year covered by this return		
	2a 1,082		
b	If at least one is reported in 2a, did the organization file all required federal employment tax returns? Note: If the sum of lines 1a and 2a is greater than 250, you may be required to e-file this return.	Yes	
3a	Did the organization have unrelated business gross income of \$1,000 or more during the year covered by this return?	Yes	
b	If "Yes," has it filed a Form 990-T for this year? If "No," provide an explanation in Schedule O	Yes	
4a	At any time during the calendar year, did the organization have an interest in, or a signature or other authority over, a financial account in a foreign country (such as a bank account, securities account, or other financial account)?		No
b	If "Yes," enter the name of the foreign country _____ See the instructions for exceptions and filing requirements for Form TD F 90-22.1, Report of Foreign Bank and Financial Accounts .		
5a	Was the organization a party to a prohibited tax shelter transaction at any time during the tax year?		No
b	Did any taxable party notify the organization that it was or is a party to a prohibited tax shelter transaction?		No
c	If "Yes," to 5a or 5b, did the organization file Form 8886-T, <i>Disclosure by Tax-Exempt Entity Regarding Prohibited Tax Shelter Transaction</i> ?		No
6a	Did the organization solicit any contributions that were not tax deductible?		No
b	If "Yes," did the organization include with every solicitation an express statement that such contributions or gifts were not tax deductible?		No
7	<i>Organizations that may receive deductible contributions under section 170(c).</i>		
a	Did the organization provide goods or services in exchange for any quid pro quo contribution of \$75 or more?		No
b	If "Yes," did the organization notify the donor of the value of the goods or services provided?		No
c	Did the organization sell, exchange, or otherwise dispose of tangible personal property for which it was required to file Form 8282?		No
d	If "Yes," indicate the number of Forms 8282 filed during the year		
	7d 0		
e	Did the organization, during the year, receive any funds, directly or indirectly, to pay premiums on a personal benefit contract?		No
f	Did the organization, during the year, pay premiums, directly or indirectly, on a personal benefit contract?		No
g	For all contributions of qualified intellectual property, did the organization file Form 8899 as required?		No
h	For contributions of cars, boats, airplanes, and other vehicles, did the organization file a Form 1098-C as required?		No
8	<i>Section 501(c)(3) and other sponsoring organizations maintaining donor advised funds and section 509(a)(3) supporting organizations.</i> Did the supporting organization, or a fund maintained by a sponsoring organization, have excess business holdings at any time during the year?		No
9	<i>Section 501(c)(3) and other sponsoring organizations maintaining donor advised funds.</i>		
a	Did the organization make any taxable distributions under section 4966?		No
b	Did the organization make a distribution to a donor, donor advisor, or related person?		No
10	<i>Section 501(c)(7) organizations.</i> Enter		
a	Initiation fees and capital contributions included on Part VIII, line 12	10a	
b	Gross receipts, included on Form 990, Part VIII, line 12, for public use of club facilities	10b	
11	<i>Section 501(c)(12) organizations.</i> Enter		
a	Gross income from members or shareholders	11a	
b	Gross income from other sources (Do not net amounts due or paid to other sources against amounts due or received from them)	11b	
12a	<i>Section 4947(a)(1) non-exempt charitable trusts.</i> Is the organization filing Form 990 in lieu of Form 1041?		No
b	If "Yes," enter the amount of tax-exempt interest received or accrued during the year	12b	

Part VI Governance, Management, and Disclosure (Sections A, B, and C request information about policies not required by the Internal Revenue Code.)

Section A. Governing Body and Management

For each "Yes" response to lines 2-7 below, and for a "No" response to lines 8 or 9b below, describe the circumstances, processes, or changes in Schedule O. See instructions.

		Yes	No
1a	Enter the number of voting members of the governing body		
1b	Enter the number of voting members that are independent		
2	Did any officer, director, trustee, or key employee have a family relationship or a business relationship with any other officer, director, trustee, or key employee?		No
3	Did the organization delegate control over management duties customarily performed by or under the direct supervision of officers, directors or trustees, or key employees to a management company or other person?		No
4	Did the organization make any significant changes to its organizational documents since the prior Form 990 was filed?		No
5	Did the organization become aware during the year of a material diversion of the organization's assets?		No
6	Does the organization have members or stockholders?		No
7a	Does the organization have members, stockholders, or other persons who may elect one or more members of the governing body?		No
7b	Are any decisions of the governing body subject to approval by members, stockholders, or other persons?		No
8	Did the organization contemporaneously document the meetings held or written actions undertaken during the year by the following		
8a	the governing body?	Yes	
8b	each committee with authority to act on behalf of the governing body?	Yes	
9a	Does the organization have local chapters, branches, or affiliates?		No
9b	If "Yes," does the organization have written policies and procedures governing the activities of such chapters, affiliates, and branches to ensure their operations are consistent with those of the organization?		No
10	Was a copy of the Form 990 provided to the organization's governing body before it was filed? All organizations must describe in Schedule O the process, if any, the organization uses to review the Form 990	Yes	
11	Is there any officer, director or trustee, or key employee listed in Part VII, Section A, who cannot be reached at the organization's mailing address? If "Yes," provide the names and addresses in Schedule O		No

Section B. Policies

		Yes	No
12a	Does the organization have a written conflict of interest policy? If "No", go to line 13	Yes	
12b	Are officers, directors or trustees, and key employees required to disclose annually interests that could give rise to conflicts?	Yes	
12c	Does the organization regularly and consistently monitor and enforce compliance with the policy? If "Yes," describe in Schedule O how this is done	Yes	
13	Does the organization have a written whistleblower policy?	Yes	
14	Does the organization have a written document retention and destruction policy?	Yes	
15	Did the process for determining compensation of the following persons include a review and approval by independent persons, comparability data, and contemporaneous substantiation of the deliberation and decision		
15a	The organization's CEO, Executive Director, or top management official?	Yes	
15b	Other officers or key employees of the organization? Describe the process in Schedule O	Yes	
16a	Did the organization invest in, contribute assets to, or participate in a joint venture or similar arrangement with a taxable entity during the year?		No
16b	If "Yes," has the organization adopted a written policy or procedure requiring the organization to evaluate its participation in joint venture arrangements under applicable Federal tax law, and taken steps to safeguard the organization's exempt status with respect to such arrangements?		No

Section C. Disclosure

17	List the States with which a copy of this Form 990 is required to be filed <u>CA</u>
18	Section 6104 requires an organization to make its Form 1023 (or 1024 if applicable), 990, and 990-T (501(c)(3)s only) available for public inspection. Indicate how you make these available. Check all that apply. <input type="checkbox"/> own website <input checked="" type="checkbox"/> another's website <input checked="" type="checkbox"/> upon request
19	Describe in Schedule O whether (and if so, how), the organization makes its governing documents, conflict of interest policy, and financial statements available to the public. See Additional Data Table
20	State the name, physical address, and telephone number of the person who possesses the books and records of the organization LEWIS OVERTON 400 OYSTER POINT BLVD 501 SOUTH SAN FRANCISCO, CA 94080 (650) 866-4080

Part VII Compensation of Officers, Directors, Trustees, Key Employees, Highest Compensated Employees, and Independent Contractors

Section A Officers, Directors, Trustees, Key Employees, and Highest Compensated Employees

1a Complete this table for all persons required to be listed Use Schedule J-2 if additional space is needed

* List all of the organization's **current** officers, directors, trustees (whether individuals or organizations) and key employees regardless of amount of compensation, and current key employees Enter -0- in columns (D), (E), and (F) if no compensation was paid

* List the organization's five **current** highest compensated employees (other than an officer, director, trustee or key employee) who received reportable compensation (Box 5 of Form W-2 and/or Box 7 of Form 1099-MISC) of more than \$100,000 from the organization and any related organizations

* List all of the organization's **former** officers, key employees, or highest compensated employees who received more than \$100,000 of reportable compensation from the organization and any related organizations

* List all of the organization's **former directors or trustees** that received, in the capacity as a former director or trustee of the organization, more than \$10,000 of reportable compensation from the organization and any related organizations

List persons in the following order individual trustees or directors, institutional trustees, officers, key employees, highest compensated employees, and former such persons

Check this box if the organization did not compensate any officer, director, trustee or key employee

(A) Name and Title	(B) Average hours per week	(C) Position (check all that apply)						(D) Reportable compensation from the organization (W-2/1099MISC)	(E) Reportable compensation from related organizations (W-2/1099-MISC)	(F) Estimated amount of other compensation from the organization and related organizations
		Individual Trustee or Director	Institutional Trustee	Officer	Key employee	Highest compensated employee	Former			
VERNON MCFARLAND-BROWN , CEO	40 00	X		X			251,502	0	0	
TIMOTHY TALLY , Secretary	2 00	X		X			0	0	0	
ROBERT MILLER , MEMBER	2 00	X					0	0	0	
MICHAEL FUNK , DIR POLICIES	40 00					X	102,799	0	328	
LAUREEN WALSH-BARRINGER , BAR REG ADMIN	40 00					X	121,754	0	378	
JOSEPH NUNN , Vice President	2 00	X		X			0	0	0	
JEANNIE IMELIO , CVR REG ADMIN	40 00					X	127,449	0	118	
JAMES A SPRIFKE , Member	2 00	X					0	0	0	
GRANVILLE WRIGHT , Member	2 00	X					0	0	0	
CAROL RISLEY , President	2 00	X		X			0	0	0	

Part VII Continued

(A) Name and Title	(B) Average hours per week	(C) Position (check all that apply)						(D) Reportable compensation from the organization (W-2/1099MISC)	(E) Reportable compensation from related organizations (W-2/1099-MISC)	(F) Estimated amount of other compensation from the organization and related organizations
		Individual Trustee or Director	Institutional Trustee	Officer	Key employee	Highest compensated employee	Former			
1b Total							603,504		824	

2 Total number of individuals (including those in 1a) who received more than \$100,000 in reportable compensation from the organization **7**

- 3** Did the organization list any **former** officer, director or trustee, key employee, or highest compensated employee on line 1a? *If "Yes," complete Schedule J for such individual*
- 4** For any individual listed online 1a, is the sum of reportable compensation and other compensation from the organization and related organizations greater than \$150,000? *If "Yes," complete Schedule J for such individual*
- 5** Did any person listed on line 1a receive or accrue compensation from any unrelated organization for services rendered to the organization? *If "Yes," complete Schedule J for such person*

	Yes	No
3		No
4	Yes	
5		No

Section B. Independent Contractors

1 Complete this table for your five highest compensated independent contractors that received more than \$100,000 of compensation from the organization

(A) Name and business address	(B) Description of services	(C) Compensation
LEWIS OVERTON 3491 SAN ANSELMO CT MERCED, CA 95348	FINANCE	155,038

2 Total number of independent contractors (including those in 1) who received more than \$100,000 in compensation from the organization **1**

Part VIII Statement of Revenue

		(A) Total Revenue	(B) Related or Exempt Function Revenue	(C) Unrelated Business Revenue	(D) Revenue Excluded from Tax under IRC 512, 513, or 514	
Contributions, gifts, grants and other similar amounts	1a Federated campaigns 1a					
	b Membership dues 1b					
	c Fundraising events 1c					
	d Related organizations 1d					
	e Government grants (contributions) 1e	41,038,440				
	f All other contributions, gifts, grants, and similar amounts not included above 1f	1,436,090				
	g Noncash contributions included in lines 1a-1f \$ _____					
	h Total (Add lines 1a-1f) ▶	42,474,530				
Program Service Revenue	2a _____ Business Code _____					
	b _____					
	c _____					
	d _____					
	e _____					
	f All other program service revenue					
	g Total. Add lines 2a-2f ▶ \$ 0					
Other Revenue	3 Investment income (including dividends, interest other similar amounts) ▶	92,550			92,550	
	4 Income from investment of tax-exempt bond proceeds ▶	0				
	5 Royalties ▶	0				
	6a Gross Rents	(i) Real				
		(ii) Personal				
		b Less rental expenses				
		c Rental income or (loss)				
	d Net rental income or (loss) ▶	0				
	7a Gross amount from sales of assets other than inventory	(i) Securities	583,629			
		(ii) Other				
		b Less cost or other basis and sales expenses	887,684			
		c Gain or (loss)	-304,055			
d Net gain or (loss) ▶	-304,055			-304,055		
8a Gross income from fundraising events (not including \$ _____ of contributions reported on line 1c) See Part IV, line 18 Attach Schedule G if total exceeds \$15,000 a						
b Less direct expenses b						
c Net income or (loss) from fundraising events ▶	0					
9a Gross income from gaming activities See part IV, line 19 Complete Schedule G if total exceeds \$15,000 a						
b Less direct expenses b						
c Net income or (loss) from gaming activities ▶	0					
10a Gross sales of inventory, less returns and allowances a						
b Less cost of goods sold b						
c Net income or (loss) from sales of inventory ▶	0					
Miscellaneous Revenue	Business Code					
11a RIGHT OF USE FEES		200,000			200,000	
b MISCELLANEOUS		84,140	84,140			
c ASPIRA WELLNESS K1		85,487		85,487		
d All other revenue _____		55,983		55,983		
e Total. Add lines 11a-11d ▶	\$ 425,610					
12 Total Revenue. Add lines 1h, 2g, 3, 4, 5, 6d, 7d, 8c, 9c, 10c, and 11e ▶		42,688,635	84,140	141,470	-11,505	

Part IX Statement of Functional Expenses

**Section 501(c)(3) and 501(c)(4) organizations must complete all columns.
All other organizations must complete column (A) but are not required to complete columns (B), (C), and (D).**

Do not include amounts reported on lines 6b, 7b, 8b, 9b, and 10b of Part VIII.		(A) Total expenses	(B) Program service expenses	(C) Management and general expenses	(D) Fundraising expenses
1	Grants and other assistance to governments and organizations in the U S See Part IV, line 21	0			
2	Grants and other assistance to individuals in the U S See Part IV, line 22	6,798,615	6,798,615		
3	Grants and other assistance to governments, organizations and individuals outside the U S See Part IV, lines 15 and 16	0			
4	Benefits paid to or for members	0			
5	Compensation of current officers, directors, trustees, and key employees	248,065	230,317	17,621	127
6	Compensation not included above, to disqualified persons (as defined under section 4958(f)(1)) and persons described in section 4958(c)(3)(B)	0			
7	Other salaries and wages	20,706,428	19,224,268		10,599
8	Pension plan contributions (include section 401(k) and section 403(b) employer contributions)	0			
9	Other employee benefits	2,217,137	2,093,508	122,952	677
10	Payroll taxes	1,542,583	1,456,569	85,544	470
11	Fees for services (non-employees)				
a	Management	0			
b	Legal	0			
c	Accounting	0			
d	Lobbying	0			
e	Professional fundraising See Part IV, line 17	0			
f	Investment management fees	16,969		16,969	
g	Other	0			
12	Advertising and promotion	0			
13	Office expenses	0			
14	Information technology	0			
15	Royalties	0			
16	Occupancy	3,184,424	2,880,016	277,116	27,292
17	Travel	1,006,469	948,351	55,661	2,457
18	Payments of travel or entertainment expenses for any Federal, state or local public officials	0			
19	Conferences, conventions and meetings	123,805	115,700	7,119	986
20	Interest	31,433		31,433	
21	Payments to affiliates	55,982		55,982	
22	Depreciation, depletion, and amortization	263,638	146,718	116,920	
23	Insurance	0			
24	Other expenses—Itemize expenses not covered above (Expenses grouped together and labeled miscellaneous may not exceed 5% of total expenses shown on line 25 below)				
a	TELEPHONE	783,535	698,896	82,605	2,034
b	PROFESSIONAL FEES	1,940,050	1,503,707	429,570	6,773
c	COMPUTER COSTS	1,315,807	152,684	1,162,715	408
d	CHILD RELATED EXPENSES	1,258,482	1,218,943		39,539
e	ADOPTION/FOSTER CARE OUTREACH	346,098	325,572	13,980	6,546
f	All other expenses	567,048	418,173	110,799	38,076
25	Total functional expenses. Add lines 1 through 24f	42,406,568	38,212,037	4,058,547	135,984
26	Joint Costs. Check <input type="checkbox"/> if following SOP 98-2 Complete this line only if the organization reported in column (B) joint costs from a combined educational campaign and fundraising solicitation				

Part X Balance Sheet

		(A)		(B)
		Beginning of year		End of year
Assets	1 Cash—non-interest-bearing	1,852,245	1	2,390,167
	2 Savings and temporary cash investments		2	0
	3 Pledges and grants receivable, net		3	0
	4 Accounts receivable, net	7,604,428	4	8,076,236
	5 Receivables from current and former officers, directors, trustees, key employees or other related parties <i>Complete Part II of Schedule L</i>		5	0
	6 Receivables from other disqualified persons (as defined under section 4958(f)(1)) and persons described in section 4958(c)(3)(B) <i>Complete Part II of Schedule L</i>		6	0
	7 Notes and loans receivable, net	226,289	7	191,676
	8 Inventories for sale or use		8	0
	9 Prepaid expenses and deferred charges	243,405	9	314,183
	10a Land, buildings, and equipment cost basis			
		10a 6,703,723		
	b Less accumulated depreciation <i>Complete Part VI of Schedule D</i>			
		10b 3,880,061	2,966,182	10c 2,823,662
	11 Investments—publicly traded securities	2,645,742	11	2,067,285
	12 Investments—other securities See Part IV, line 11 <i>Complete Part VII of Schedule D</i>	97,655	12	174,641
	13 Investments—program-related See Part IV, line 11 <i>Complete Part VIII of Schedule D</i>		13	0
14 Intangible assets	56,624	14	108,306	
15 Other assets See Part IV, line 11 <i>Complete Part IX of Schedule D</i>	501,025	15	576,773	
16 Total assets. Add lines 1 through 15 (must equal line 34)	16,193,595	16	16,722,929	
Liabilities	17 Accounts payable and accrued expenses	4,012,218	17	4,803,837
	18 Grants payable		18	
	19 Deferred revenue	819,490	19	847,859
	20 Tax-exempt bond liabilities		20	
	21 Escrow account liability <i>Complete Part IV of Schedule D</i>		21	
	22 Payable to current and former officers, directors, trustees, key employees, highest compensated employees, and disqualified persons <i>Complete Part II of Schedule L</i>		22	
	23 Secured mortgages and notes payable to unrelated third parties		23	
	24 Unsecured notes and loans payable	600,000	24	500,000
	25 Other liabilities <i>Complete Part X of Schedule D</i>	736,922	25	605,428
	26 Total liabilities. Add lines 17 through 25	6,168,630	26	6,757,124
Net Assets or Fund Balances	Organizations that follow SFAS 117, check here <input checked="" type="checkbox"/> and complete lines 27 through 29, and lines 33 and 34.			
	27 Unrestricted net assets	9,302,534	27	9,485,772
	28 Temporarily restricted net assets	722,431	28	480,033
	29 Permanently restricted net assets		29	
	Organizations that do not follow SFAS 117, check here <input type="checkbox"/> and complete lines 30 through 34.			
	30 Capital stock or trust principal, or current funds		30	
	31 Paid-in or capital surplus, or land, building or equipment fund		31	
	32 Retained earnings, endowment, accumulated income, or other funds		32	
33 Total net assets or fund balances	10,024,965	33	9,965,805	
34 Total liabilities and net assets/fund balances	16,193,595	34	16,722,929	

Part XI Financial Statements and Reporting

		Yes	No
1	Accounting method used to prepare the Form 990 <input type="checkbox"/> cash <input checked="" type="checkbox"/> accrual <input type="checkbox"/> other		
2a	Were the organization's financial statements compiled or reviewed by an independent accountant?		No
2b	Were the organization's financial statements audited by an independent accountant?	Yes	
2c	If "Yes" to lines 2a or 2b, does the organization have a committee that assumes responsibility for oversight of the audit, review, or compilation of its financial statements and selection of an independent accountant?	Yes	
3a	As a result of a federal award, was the organization required to undergo an audit or audits as set forth in the Single Audit Act and OMB Circular A-133?	Yes	
3b	If "Yes," did the organization undergo the required audit or audits?	Yes	

SCHEDULE A
(Form 990 or 990EZ)

Public Charity Status and Public Support

OMB No 1545-0047

2008

Department of the Treasury
Internal Revenue Service

To be completed by all section 501(c)(3) organizations and section 4947(a)(1) nonexempt charitable trusts.
Attach to Form 990 or Form 990-EZ. See separate instructions.

Open to Public Inspection

Name of the organization
ASPIRANET

Employer identification number
94-2442955

Part I Reason for Public Charity Status (to be completed by all organizations) (See Instructions)

The organization is not a private foundation because it is (Please check only **one** organization)

- 1 A church, convention of churches, or association of churches described in **Section 170(b)(1)(A)(i)**.
- 2 A school described in **Section 170(b)(1)(A)(ii)**. (Attach Schedule E)
- 3 A hospital or a cooperative hospital service organization described in **Section 170(b)(1)(A)(iii)**. (Attach Schedule H)
- 4 A medical research organization operated in conjunction with a hospital described in **Section 170(b)(1)(A)(iii)**. Enter the hospital's name, city, and state _____
- 5 An organization operated for the benefit of a college or university owned or operated by a governmental unit described in **Section 170(b)(1)(A)(iv)**. (Complete Part II)
- 6 A federal, state, or local government or governmental unit described in **Section 170(b)(1)(A)(v)**.
- 7 An organization that normally receives a substantial part of its support from a governmental unit or from the general public described in **Section 170(b)(1)(A)(vi)** (Complete Part II)
- 8 A community trust described in **Section 170(b)(1)(A)(vi)** (Complete Part II)
- 9 An organization that normally receives (1) more than 33 1/3% of its support from contributions, membership fees, and gross receipts from activities related to its exempt functions—subject to certain exceptions, and (2) no more than 33 1/3% of its support from gross investment income and unrelated business taxable income (less section 511 tax) from businesses acquired by the organization after June 30, 1975 See **Section 509(a)(2)**. (Complete Part III)
- 10 An organization organized and operated exclusively to test for public safety See **Section 509(a)(4)**. (See instructions)
- 11 An organization organized and operated exclusively for the benefit of, to perform the functions of, or to carry out the purposes of one or more publicly supported organizations described in section 509(a)(1) or section 509(a)(2) See **Section 509(a)(3)**. Check the box that describes the type of supporting organization and complete lines 11e through 11h
 a Type I b Type II c Type III - Functionally Integrated d Type III - Other
- e By checking this box, I certify that the organization is not controlled directly or indirectly by one or more disqualified persons other than foundation managers and other than one or more publicly supported organizations described in section 509(a)(1) or section 509(a)(2)
- f If the organization received a written determination from the IRS that it is a Type I, Type II or Type III supporting organization, check this box
- g Since August 17, 2006, has the organization accepted any gift or contribution from any of the following persons?

	Yes	No
11g(i)		
11g(ii)		
11g(iii)		

- (i) a person who directly or indirectly controls, either alone or together with persons described in (ii) and (iii) below, the governing body of the the supported organization?
- (ii) a family member of a person described in (i) above?
- (iii) a 35% controlled entity of a person described in (i) or (ii) above?

h Provide the following information about the organizations the organization supports

(i) Name of Supported Organization	(ii) EIN	(iii) Type of organization (described on lines 1- 9 above or IRC section (See Instructions))	(iv) Is the organization in col (i) listed in your governing document?		(v) Did you notify the organization in col (i) of your support?		(vi) Is the organization in col (i) organized in the U S ?		(vii) Amount of support?
			Yes	No	Yes	No	Yes	No	
Total									

Part II Support Schedule for Organizations Described in IRC 170(b)(1)(A)(iv) and 170(b)(1)(A)(vi)
 (Complete only if you checked the box on line 5, 7, or 8 of Part I.)

Public Support

Calendar year (or fiscal year beginning in)	(a) 2004	(b) 2005	(c) 2006	(d) 2007	(e) 2008	(f) Total
1 Gifts, grants, contributions, and membership fees received (Do not include any "unusual grants")	38,405,364	36,735,374	54,365,826	38,527,945	42,474,530	210,509,039
2 Tax revenues levied for the organization's benefit and either paid to or expended on its behalf						0
3 The value of services or facilities furnished by a governmental unit to the organization without charge						0
4 Total. Add line 1-3	38,405,364	36,735,374	54,365,826	38,527,945	42,474,530	210,509,039
5 The portion of total contribution by each person (other than a government unit or publicly supported organization) included on line 1 that exceed 2% of the amount shown on line 11, column (f)						0
6 Public Support subtract line 5 from line 4						210,509,039

Total Support

Calendar year (or fiscal year beginning in)	(a) 2004	(b) 2005	(c) 2006	(d) 2007	(e) 2008	(f) Total
7 Amounts from line 4	38,405,364	117,126	54,365,826	38,527,945	42,474,530	210,509,039
8 Gross income from interest, dividends, payments received on securities loans, rents, royalties and income from similar sources	73,090	117,126	381,768	297,607	92,550	962,141
9 Net income from unrelated business activities, whether or not the business is regularly carried on			43,891	3,964	85,487	133,342
10 Other income Do not include gain or loss from the sale of capital assets (Explain in Part IV)	353,267	225,827	346,739	202,790	284,140	1,412,763
11 Total Support (Add lines 7 through 10)						213,017,285
12 Gross receipts from related activities, etc (See instructions)					12	
13 First Five Years. If the Form 990 is for the organization's first, second, third, fourth, or fifth tax year as a 501(c)(3) organization, check this box and stop here						<input checked="" type="checkbox"/>

Computation of Public Support Percentage

14 Public Support Percentage for 2008 (line 6 column (f) divided by line 11 column (f))	14	98.820 %
15 Public Support Percentage for 2007 Schedule A, Part IV-A, line 26f	15	99.140 %

- 16a 33 1/3% Test - 2008.** If the organization did not check the box on line 13, and line 14 is 33 1/3% or more, check this box and **stop here.** The organization qualifies as a publicly supported organization
- b 33 1/3% Test - 2007.** If the organization did not check the box on line 13 or 16a, and line 15 is 33 1/3% or more, check this box and **stop here.** The organization qualifies as a publicly supported organization
- 17a 10% Facts and Circumstances Test - 2008.** If the organization did not check a box on line 13, 16a, or 16b and line 14 is 10% or more, and if the organization meets the "facts and circumstances" test, check this box and **stop here.** Explain in Part IV how the organization meets the "facts and circumstances" test The organization qualifies as a publicly supported organization
- b 10% Facts and Circumstances Test - 2007.** If the organization did not check a box on line 13, 16a, 16b, or 17a and line 15 is 10% or more, and if the organization meets the "facts and circumstances" test, check this box and **stop here.** Explain in Part IV how the organization meets the "facts and circumstances" test The organization qualifies as a publicly supported organization
- 18 Private Foundation.** If the organization did not check the box on line 13, 16a, 16b, 17a or 17b, check this box and see instructions

Part III Support Schedule for Organizations Described in IRC 509(a)(2)

(Complete only if you checked the box on line 9 of Part I.)

Section A. Public Support

Calendar year (or fiscal year beginning in)	(a) 2004	(b) 2005	(c) 2006	(d) 2007	(e) 2008	(f) Total
1 Gifts, grants, contributions, and membership fees received (Do not include any "unusual grants.")						
2 Gross receipts from admissions, merchandise sold or services performed, or facilities furnished in any activity that is related to the organization's tax-exempt purpose						
3 Gross receipts from activities that are not an unrelated trade or business under section 513						
4 Tax revenues levied for the organization's benefit and either paid to or expended on its behalf						
5 The value of services or facilities furnished by a governmental unit to the organization without charge						
6 Total Add lines 1-5						
7a Amounts included on lines 1, 2, and 3 received from disqualified persons						
b Amounts included on lines 2 and 3 received from other than disqualified persons that exceed the greater of 1% of the total of lines 9, 10c, 11, and 12 for the year or \$5,000						
c Total of lines 7a and 7b						
8 Public Support (Subtract line 7c from line 6)						

Total Support

Calendar year (or fiscal year beginning in)	(a) 2004	(b) 2005	(c) 2006	(d) 2007	(e) 2008	(f) Total
9 Amounts from line 6						
10a Gross income from interest, dividends, payments received on securities loans, rents, royalties and income from similar sources						
b Unrelated business taxable income (less section 511 taxes) from businesses acquired after 30 June, 1975						
c Add lines 10a and 10b						
11 Net income from unrelated business activities not included in line 10b, whether or not the business is regularly carried on						
12 Other income Do not include gain or loss from the sale of capital assets (Explain in Part IV.)						
13 Total Support (Add lines 9, 10c, 11 and 12)						
14 First Five Years If the Form 990 is for the organization's first, second, third, fourth, or fifth tax year as a 501(c)(3) organization, check this box and stop here <input type="checkbox"/>						

Computation of Public Support Percentage

15 Public Support Percentage for 2008 (line 8 column (f) divided by line 13 column (f))	15	
16 Public Support Percentage for 2007 Schedule A, Part IV-A, line 27g	16	

Computation of Investment Income Percentage

17 Investment Income Percentage for 2008 (line 10c column (f) divided by line 13 column (f))	17	
18 Investment Income Percentage from 2007 Schedule A, Part IV-A, line 27h	18	

- 19a 33 1/3% Tests - 2008.** If the organization did not check the box on line 14, and line 15 is more than 33 1/3%, and line 17 is not more than 33 1/3%, check this box and **stop here.** The organization qualifies as a publicly supported organization
- b 33 1/3% Tests - 2007.** If the organization did not check a box on line 14 or line 19a, and line 16 is more than 33 1/3% and line 18 is not more than 33 1/3%, check this box and **stop here.** The organization qualifies as a publicly supported organization
- 20 Private Foundation** If the organization did not check a box on line 14, 19a or 19b, check this box and see instructions

Part IV **Supplemental Information.** Complete this part to provide the information required by Part II, line 10; Part II, line 17a or 17b, or Part III, line 12. Provide and any other additional information. (see instructions)

Facts and Circumstances Test

SCHEDULE D (Form 990)

OMB No 1545-0047

Supplemental Financial Statements

2008

Department of the Treasury Internal Revenue Service

Attach to Form 990. To be completed by organizations that answered "Yes," to Form 990, Part IV, line 6, 7, 8, 9, 10, 11, or 12.

Open to Public Inspection

Name of the organization

ASPIRANET

Employer identification number

94-2442955

Part I Organizations Maintaining Donor Advised Funds or Other Similar Funds or Accounts. Complete if the organization answered "Yes" to Form 990, Part IV, line 6.

Table with 3 columns: Line number, (a) Donor advised funds, (b) Funds and other accounts. Rows include total number at end of year, aggregate contributions, aggregate grants, aggregate value, and questions about donor informed status.

Part II Conservation Easements. Complete if the organization answered "Yes" to Form 990, Part IV, line 7.

Table with 3 columns: Line number, Description, and Held at the End of the Year. Rows include purpose of easements, number of easements, acreage, and monitoring details.

Part III Organizations Maintaining Collections of Art, Historical Treasures, or Other Similar Assets. Complete if the organization answered "Yes" to Form 990, Part IV, line 8.

Table with 3 columns: Line number, Description, and Amount. Rows include reporting requirements for art collections and associated revenues/assets.

Part III Organizations Maintaining Collections of Art, Historical Treasures, or Other Similar Assets (continued)

3 Using the organization's accession and other records, check any of the following that are a significant use of its collection items (check all that apply)

- a Public exhibition, b Scholarly research, c Preservation for future generations, d Loan or exchange programs, e Other

4 Provide a description of the organization's collections and explain how they further the organization's exempt purpose in Part XIV

5 During the year, did the organization solicit or receive donations of art, historical treasures or other similar assets to be sold to raise funds rather than to be maintained as part of the organization's collection? Yes No

Part IV Trust, Escrow and Custodial Arrangements. Complete if the organization answered "Yes" to Form 990, Part IV, line 9, or reported an amount on Form 990, Part X, line 21.

1a Is the organization an agent, trustee, custodian or other intermediary for contributions or other assets not included on Form 990, Part X? Yes No

b If "Yes," explain why in Part XIV and complete the following table

Table with 2 columns: Description (1c-1f) and Amount

2a Did the organization include an amount on Form 990, Part X, line 21? Yes No

b If "Yes," explain the arrangement in Part XIV

Part V Endowment Funds. Complete if the organization answered "Yes" to Form 990, Part IV, line 10.

Table with 6 columns: (a) Current Year, (b) Prior Year, (c) Two Years Back, (d) Three Years Back, (e) Four Years Back. Rows 1a-1g.

2 Provide the estimated percentage of the year end balance held as

- a Board designated or quasi-endowment, b Permanent endowment, c Term endowment

3a Are there endowment funds not in the possession of the organization that are held and administered for the organization by

Table with 3 columns: Description (3a(i), 3a(ii), 3b), Yes, No

4 Describe in Part XIV the intended uses of the organization's endowment funds

Part VI Investments—Land, Buildings, and Equipment. See Form 990, Part X, line 10.

Table with 5 columns: Description of investment, (a) Cost or other basis (Investment), (b) Cost or other basis (other), (c) Depreciation, (d) Book value. Rows 1a-1e and Total.

Part VII Investments—Other Securities. See Form 990, Part X, line 12.

(a) Description of security or category (including name of security)	(b) Book value	(c) Method of valuation Cost or end-of-year market value
Financial derivatives and other financial products		
Closely-held equity interests		
Other INVESTMENT IN SUBSIDIARY	160,543	C
Total. (Column (b) should equal Form 990, Part X, col (B) line 12) ▶		

Part VIII Investments—Program Related. See Form 990, Part X, line 13.

(a) Description of investment type	(b) Book value	(c) Method of valuation Cost or end-of-year market value
Total. (Column (b) should equal Form 990, Part X, col (B) line 13) ▶		

Part IX Other Assets. See Form 990, Part X, line 15.

(a) Description	(b) Book value
Total. (Column (b) should equal Form 990, Part X, col.(B) line 15.) ▶	

Part X Other Liabilities. See Form 990, Part X, line 25.

(a) Description of Liability	(b) Amount
Federal Income Taxes	
OVERPAYMENTS DUE TO COUNTIES	500,744
CREDIT CARD PAYABLE	104,684
Total. (Column (b) should equal Form 990, Part X, col (B) line 25) ▶	605,428

In Part XIV, provide the text of the footnote to the organization's financial statements that reports the organization's liability for uncertain tax positions under FIN 48

Part XI Reconciliation of Change in Net Assets from Form 990 to Financial Statements

1	Total revenue (Form 990, Part VIII, column (A), line 12)	1	42,688,635
2	Total expenses (Form 990, Part IX, column (A), line 25)	2	42,406,568
3	Excess or (deficit) for the year Subtract line 2 from line 1	3	282,067
4	Net unrealized gains (losses) on investments	4	-341,237
5	Donated services and use of facilities	5	
6	Investment expenses	6	
7	Prior period adjustments	7	
8	Other (Describe in Part XIV)	8	
9	Total adjustments (net) Add lines 4 - 8	9	-341,237
10	Excess or (deficit) for the year per financial statements Combine lines 3 and 9	10	-59,170

Part XII Reconciliation of Revenue per Audited Financial Statements With Revenue per Return

1	Total revenue, gains, and other support per audited financial statements	1	42,451,002
2	Amounts included on line 1 but not on Form 990, Part VIII, line 12		
a	Net unrealized gains on investments	2a	-341,237
b	Donated services and use of facilities	2b	49,971
c	Recoveries of prior year grants	2c	
d	Other (Describe in Part XIV)	2d	212,071
e	Add lines 2a through 2d	2e	-79,195
3	Subtract line 2e from line 1	3	42,530,197
4	Amounts included on Form 990, Part VIII, line 12, but not on line 1 :		
a	Investment expenses not included on Form 990, Part VIII, line 7b	4a	16,969
b	Other (Describe in Part XIV)	4b	141,469
c	Add lines 4a and 4b	4c	158,438
5	Total Revenue Add lines 3 and 4c . (This should equal Form 990, Part I, line 12)	5	42,688,635

Part XIII Reconciliation of Expenses per Audited Financial Statements With Expenses per Return

1	Total expenses and losses per audited financial statements	1	42,510,163
2	Amounts included on line 1 but not on Form 990, Part IX, line 25		
a	Donated services and use of facilities	2a	49,971
b	Prior year adjustments	2b	
c	Losses reported on Form 990, Part IX, line 25	2c	
d	Other (Describe in Part XIV)	2d	126,575
e	Add lines 2a through 2d	2e	176,546
3	Subtract line 2e from line 1	3	42,333,617
4	Amounts included on Form 990, Part IX, line 25, but not on line 1 :		
a	Investment expenses not included on Form 990, Part VIII, line 7b	4a	16,969
b	Other (Describe in Part XIV)	4b	55,982
c	Add lines 4a and 4b	4c	72,951
5	Total expenses Add lines 3 and 4c . (This should equal Form 990, Part I, line 18)	5	42,406,568

Part XIV Supplemental Information

Complete this part to provide the descriptions required for Part II, lines 3, 5, and 9, Part III, lines 1a and 4, Part XIV, lines 1b and 2b, Part V, line 4, Part X, Part XI, line 8, Part XII, lines 2d and 4b, and Part XIII, lines 2d and 4b

Identifier	Return Reference	Explanation
Part XIII, Line 4b	Part XIII, Line 4b Other revenue amounts included on 990 but not included in F/S	COSTS - ADMIN SERVICES FOR SUBSIDIARY \$10000 COSTS - LEASED EMPLOYEES \$45982
Part XIII, Line 2d	Part XIII, Line 2d Other expenses and losses per audited F/S	SUBSIDIARY EXPENSES \$126575
Part XII, Line 4b	Part XII, Line 4b Other revenue amounts included on 990 but not included in F/S	EMPLOYEES LEASED TO SUBSIDIARY \$45983 ADMINISTRATIVE SVC REV FROM SUBSIDIARY \$10000 AWE K1 \$85486
Part XII, Line 2d	Part XII, Line 2d Other revenue amounts included in F/S but not included on form 990	SUBSIDIARY REVENUES \$212071

Schedule I (Form 990)

OMB No 1545-0047

Grants and Other Assistance to Organizations, Governments and Individuals in the U.S.

2008

Open to Public Inspection

Complete if the organization answered "Yes," on Form 990, Part IV, lines 21 or 22. Attach to Form 990.

Department of the Treasury Internal Revenue Service

Name of the organization ASPIRANET

Employer identification number

94-2442955

Part I General Information on Grants and Assistance

- 1 Does the organization maintain records to substantiate the amount of the grants or assistance...
2 Describe in Part IV the organization's procedures for monitoring the use of grant funds in the United States

Part II Grants and Other Assistance to Governments and Organizations in the United States. Complete if the organization answered "Yes" on Form 990, Part IV, line 21 for any recipient that received more than \$5,000.

Table with 8 columns: (a) Name and address of organization or government, (b) EIN, (c) IRC section if applicable, (d) Amount of cash grant, (e) Amount of non-cash assistance, (f) Method of valuation, (g) Description of non-cash assistance, (h) Purpose of grant or assistance.

- 2 Enter total number of section 501(c)(3) and government organizations
3 Enter total number of other organizations

Part III Grants and Other Assistance to Individuals in the United States. Complete if the organization answered "Yes" on Form 990, Part IV, line 22.
Use Schedule I-1 (Form 990) if additional space is needed.

(a) Type of grant or assistance	(b) Number of recipients	(c) Amount of cash grant	(d) Amount of non-cash assistance	(e) Method of valuation (book, FMV, appraisal, other)	(f) Description of non-cash assistance
FOSTER CARE PAYMENTS TO INDIVIDUAL FAMILIES	525	6,798,615			

Part IV Supplemental Information. Complete this part to provide the information required in Part I, line 2, and any other additional information.
See Additional Data Table

Identifier	Return Reference	Explanation
Grantmaker's Description of How Grants are Used		THE ORGANIZATION DOES NOT MAKE GRANTS
Additional Supplemental Information		THE ORGANIZATION MAKES PAYMENTS TO INDIVIDUAL FOSTER CARE FAMILIES, WHICH IT REPORTS ON FORM 990 PART IX LINE 2. PAYMENT AMOUNTS ARE DETERMINED BY THE STATE OF CALIFORNIA

Schedule J
(Form 990)

Compensation Information

OMB No 1545-0047

2008

Open to Public Inspection

For certain Officers, Directors, Trustees, Key Employees, and Highest Compensated Employees

▶ Attach to Form 990. To be completed by organizations that answered "Yes" to Form 990, Part IV, line 23.

Department of the Treasury
Internal Revenue Service

Name of the organization
ASPIRANET

Employer identification number
94-2442955

Part I Questions Regarding Compensation

	Yes	No
1a		
1b		
2		
3		
4a		No
4b		No
4c		No
5a		No
5b		No
6a		No
6b		No
7		No
8		No

1a Check the appropriate box(es) if the organization provided any of the following to or for a person listed in Form 990, Part VII, Section A, line 1a Complete Part III to provide any relevant information regarding these items

<input type="checkbox"/> First class or charter travel	<input type="checkbox"/> Housing allowance or residence for personal use
<input type="checkbox"/> Travel for companions	<input type="checkbox"/> Payments for business use of personal residence
<input type="checkbox"/> Tax idemnification and gross-up payments	<input type="checkbox"/> Health or social club dues or initiation fees
<input type="checkbox"/> Discretionary spending account	<input type="checkbox"/> Personal services (e g , maid, chauffeur, chef)

b If line 1a is checked, did the organization follow a written policy regarding payment or reimbursement or provision of all the expenses described above? If "No," complete Part III to explain

2 Did the organization require substantiation prior to reimbursing or allowing expenses incurred by all officers, directors, trustees, and the CEO/Executive Director, regarding the items checked in line 1a?

3 Indicate which, if any, of the following the organization uses to establish the compensation of the organization's CEO/Executive Director Check all that apply

- | | |
|--|---|
| <input type="checkbox"/> Compensation committee | <input checked="" type="checkbox"/> Written employment contract |
| <input type="checkbox"/> Independent compensation consultant | <input checked="" type="checkbox"/> Compensation survey or study |
| <input type="checkbox"/> Form 990 of other organizations | <input checked="" type="checkbox"/> Approval by the board or compensation committee |

4 During the year, did any person listed in Form 990, Part VII, Section A, line 1a

a Receive a severance payment or change of control payment?

b Participate in, or receive payment from, a supplemental nonqualified retirement plan?

c Participate in, or receive payment from, an equity-based compensation arrangement?

If "Yes" to any of lines 4a-c, list the persons and provide the applicable amounts for each item in Part III

501(c)(3) and 501(c)(4) organizations only must complete lines 5-8.

5 For persons listed in form 990, Part VII, Section A, line 1a, did the organization pay or accrue any compensation contingent on the revenues of

a The organization?

b Any related organization?

If "Yes," to line 5a or 5b, describe in Part III

6 For persons listed in form 990, Part VII, Section A, line 1a, did the organization pay or accrue any compensation contingent on the net earnings of

a The organization?

b Any related organization?

If "Yes," to line 6a or 6b, describe in Part III

7 For persons listed in form 990, Part VII, Section A, line 1a, did the organization provide any non-fixed payments not described in lines 5 and 6? If "Yes," describe in Part III

8 Were any amounts reported in Form 990, Part VII, paid or accrued pursuant to a contract that was subject to the initial contract exception described in Regs section 53.4958-4(a)(3)? If "Yes," describe in Part III

Part II Officers, Directors, Trustees, Key Employees, and Highest Compensated Employees. Use Schedule J-1 if additional space needed.

For each individual whose compensation must be reported in Schedule J, report compensation from the organization on row (i) and from related organizations described in the instructions on row (ii) Do not list any individuals that are not listed on Form 990, Part VII

Note. The sum of columns (B)(i)-(iii) must equal the applicable column (D) or column (E) amounts on Form 990, Part VII, line 1a

(A) Name		(B) Breakdown of W-2 and/or 1099-MISC compensation			(C) Deferred compensation	(D) Nontaxable benefits	(E) Total of columns (B)(i)-(D)	(F) Compensation reported in prior Form 990 or Form 990-EZ
		(i) Base compensation	(ii) Bonus & incentive compensation	(iii) Other compensation				
VERNON MCFARLAND-BROWN	(i)	251,502					251,502	235,000
	(ii)							
	(ii)							
	(i)							
	(ii)							
	(i)							
	(ii)							
	(i)							
	(ii)							
	(i)							
	(ii)							
	(i)							
	(ii)							
	(i)							
	(ii)							

Schedule L (Form 990 or 990-EZ)

Transactions with Interested Persons

OMB No 1545-0047

2008

Open to Public Inspection

Attach to Form 990 or Form 990-EZ. To be completed by organizations that answered "Yes" on Form 990, Part IV, lines 25a, 25b, 26, 27, 28a, 28b, or 28c, or Form 990-EZ, Part V lines 38b or 40b.

Department of the Treasury Internal Revenue Service

Name of the organization ASPIRANET

Employer identification number

94-2442955

Part I Excess Benefit Transactions (section 501(c)(3) and section 501 (c)(4) organizations only).

To be completed by organizations that answered "Yes" on Form 990, Part IV, line 25a or 25b, or Form 990-EZ, Part V, line 40b

Table with 3 main columns: (a) Name of disqualified person, (b) Description of transaction, (c) Corrected? (Yes/No)

2 Enter the amount of tax imposed on the organization managers or disqualified persons during the year under section 4958. 3 Enter the amount of tax, if any, on line 2, above, reimbursed by the organization.

Part II Loans to and/or From Interested Persons

To be completed by organizations that answered "Yes" on Form 990, Part IV, line 26, or Form 990-EZ, Part V, line 38a

Table with 7 main columns: (a) Name of interested person and purpose, (b) Loan to or from the organization?, (c) Original principal amount, (d) Balance due, (e) In default?, (f) Approved by board or committee?, (g) Written agreement?

Total

Part III Grants or Assistance Benefitting Interested Persons

To be completed by organizations that answered "Yes" on Form 990, Part IV, line 27.

Table with 3 main columns: (a) Name of interested person, (b) Relationship between interested person and the organization, (c) Amount of grant or type of assistance

Part IV Business Transactions Involving Interested Persons

To be completed by organizations that answered "Yes" on Form 990, Part IV, line 28a, 28b, or 28c.

Table with 5 main columns: (a) Name of interested person, (b) Relationship between interested person and the organization, (c) Amount of transaction, (d) Description of transaction, (e) Sharing of organization's revenues?

SCHEDULE O
(Form 990)

Supplemental Information to Form 990

OMB No 1545-0047

2008

Open to Public Inspection

Department of the Treasury
Internal Revenue Service

▶ Attach to Form 990. To be completed by organizations to provide additional information for responses to specific questions for the Form 990 or to provide any additional information.

Name of the organization
ASPIRANET

Employer identification number

94-2442955

Identifier	Return Reference	Explanation
	SCHEDULE R PART V LINE IR	THE ORGANIZATION RECEIVED \$200,000 IN RIGHT OF USE FEES FOR SOFTWARE FROM ALTRUIT INC, A RELATED PARTY

Identifier	Return Reference	Explanation
	SCHEDULE D PARTS XI, XII AND XIII	THE ORGANIZATION'S AUDITED FINANCIAL STATEMENTS ARE PREPARED ON A CONSOLIDATED BASIS, AND INCLUDE THE INCOME AND EXPENSES OF ASPIRA WELLNESS AND EDUCATION CENTER INC

Identifier	Return Reference	Explanation
	SCHEDULE A PART II	THE 2006 TAX YEAR INCLUDES AMOUNTS FROM SHORT PERIOD JAN 1 2006 - JUNE 30, 2006 AS WELL AS AMOUNTS FROM TAX PERIOD JULY 1, 2006 - JUNE 30, 2007

Identifier	Return Reference	Explanation
Form 990, Part VI, Line 19	Form 990, Part VI, Line 19 Other Organization Documents Publicly Available	THE FINANCIAL STATEMENTS, GOVERNING DOCUMENTS, AND CONFLICT OF INTEREST POLICIES ARE MADE AVAILABLE TO THE PUBLIC BY REQUEST THE 990 IS ALSO AVAILABLE ON GUIDESTAR ORG

Identifier	Return Reference	Explanation
Form 990, Part VI, Line 15b	Form 990, Part VI, Line 15b Compensation Review and Approval Process for Officers and Key Employees	THE CEO'S COMPENSATION IS REVIEWED BY THE BOARD OF DIRECTORS THE OTHER OFFICERS' COMPENSATION IS REVIEWED BY THE CEO, HR DIRECTOR, AND THE BOARD OF DIRECTORS

Identifier	Return Reference	Explanation
Form 990, Part VI, Line 12c	Form 990, Part VI, Line 12c Explanation of Monitoring and Enforcement of Conflicts	EMPLOYEE CONFLICT OF INTEREST POLICIES ARE EXPLAINED AT HIRE, AND ARE INCLUDED IN THE EMPLOYEE HANDBOOK POLICIES ARE MONITORED BY EMPLOYEE SUPERVISORS

Identifier	Return Reference	Explanation
Form 990, Part VI, Line 10	Form 990, Part VI, Line 10 Form 990 Review Process	THE CFO AND ACCOUNTING MANAGER REVIEW THE PREPARED FORM 990 AGAINST AUDITED FINANCIALS FINAL REVIEW PRIOR TO CEO SIGNOFF IS CONDUCTED WITH CFO AND CEO

Identifier	Return Reference	Explanation
Form 990, Part III, Line 4d	Form 990, Part III, Line 4d Other Program Services Description	OTHER PROGRAM SERVICES 4 MENTAL HEALTH SERVICES, INCLUDING OUTPATIENT SERVICES, THERAPEUTIC BEHAVIORAL SERVICES, MEDICATION SUPPORT, CRISIS INTERVENTION AND CASE MANAGEMENT

**SCHEDULE R
(Form 990)**

Related Organizations and Unrelated Partnerships

OMB No 1545-0047

2008

**Open to Public
Inspection**

▶ **Attach to Form 990. To be completed by organizations that answer "Yes" to Form 990, Part IV, lines 33, 34, 35, 36, or 37.**
▶ **See separate instructions.**

Department of the Treasury
Internal Revenue Service

Name of the organization
ASPIRANET

Employer identification number
94-2442955

Part I Identification of Disregarded Entities

(A) Name, address, and EIN of disregarded entity	(B) Primary activity	(C) Legal domicile (state or foreign country)	(D) Total income	(E) End-of-year assets	(F) Direct controlling entity

Part II Identification of Related Tax-Exempt Organizations

(A) Name, address, and EIN of related organization	(B) Primary activity	(C) Legal domicile (state or foreign country)	(D) Exempt Code section	(E) Public charity status (if section 501(c)(3))	(F) Direct controlling entity
ALTRUIT INC 15515 SANTA FERNANDO MISSION BLV 2 MISSION HILLS, CA91345 20-0098554	PROVIDE IT TO NON PROFIT CHILD/FAMILY SERVICE AGENCIES	CA	501(c)(3)		N/A

Part III Identification of Related Organizations Taxable as a Partnership

(A) Name, address, and EIN of related organization	(B) Primary activity	(C) Legal domicile (state or foreign country)	(D) Direct controlling entity	(E) Predominant income(related, investment, unrelated)	(F) Share of total income	(G) Share of end-of- year assets	(H) Disproportionate allocations?		(I) Code V—UBI amount on Box 20 of K-1	(J) General or managing partner?	
							Yes	No		Yes	No

Part IV Identification of Related Organizations Taxable as a Corporation or Trust

(A) Name, address, and EIN of related organization	(B) Primary activity	(C) Legal domicile (state or foreign country)	(D) Direct controlling entity	(E) Type of entity (C corp, S corp, or trust)	(F) Share of total income	(G) Share of end-of-year assets	(H) Percentage ownership
ASPIRA WELLNESS & EDUCATION CR 400 OYSTER POINT BLVD 501 S SAN FRANCISCO, CA94080 20-1867188	MENTAL HEALTH SERVICES	CA	N/A	S CORP	85,487	215,808	100 000 %

Part V Transactions with Related Organizations**Note.** Complete line 1 if any entity is listed in Parts II, III or IV**1** During the tax year, did the organization engage in any of the following transactions with one or more related organizations listed in Parts II-IV?

- a** Receipt of **(i)** interest **(ii)** annuities **(iii)** royalties **(iv)** rent from a controlled entity
- b** Gift, grant, or capital contribution to other organization(s)
- c** Gift, grant, or capital contribution from other organization(s)
- d** Loans or loan guarantees to or for other organization(s)
- e** Loans or loan guarantees by other organization(s)
- f** Sale of assets to other organization(s)
- g** Purchase of assets from other organization(s)
- h** Exchange of assets
- i** Lease of facilities, equipment, or other assets to other organization(s)
- j** Lease of facilities, equipment, or other assets from other organization(s)
- k** Performance of services or membership or fundraising solicitations for other organization(s)
- l** Performance of services or membership or fundraising solicitations by other organization(s)
- m** Sharing of facilities, equipment, mailing lists, or other assets
- n** Sharing of paid employees
- o** Reimbursement paid to other organization for expenses
- p** Reimbursement paid by other organization for expenses
- q** Other transfer of cash or property to other organization(s)
- r** Other transfer of cash or property from other organization(s)

	Yes	No
1a	Yes	
1b		No
1c		No
1d	Yes	
1e		No
1f		No
1g		No
1h		No
1i		No
1j		No
1k	Yes	
1l	Yes	
1m		No
1n		No
1o		No
1p	Yes	
1q		No
1r	Yes	

2 If the answer to any of the above is "Yes," see the instructions for information on who must complete this line, including covered relationships and transaction thresholds

	(A) Name of other organization(s)	(B) Transaction type(a-r)	(C) Amount Involved
(1)	ASPIRA WELLNESS & EDUCATION CR	k	55,983
(2)	ALTRUIT INC	r	200,000
(3)	ALTRUIT INC	p	1,071
(4)	ALTRUIT INC	l	1,077,334
(5)	ALTRUIT INC	d	191,676
(6)	ALTRUIT INC	a	9,980

Form 990, Schedule R, Part V - Transactions with Related Organizations

	(A) Name of other organization	(B) Transaction type(a-r)	(C) Amount Involved (\$)
(1)	ASPIRA WELLNESS & EDUCATION CR	k	55,983
(2)	ALTRUIT INC	r	200,000
(3)	ALTRUIT INC	p	1,071
(4)	ALTRUIT INC	l	1,077,334
(5)	ALTRUIT INC	d	191,676
(6)	ALTRUIT INC	a	9,980

Capital Gains

Account: ASPIRANET (888-28794)
07/01/2008 - 06/30/2009

Summary

Description	Amount
Long-Term	(\$313,472.32)
LT Cap Gains Distribution from Bernstein Funds	\$9,417.29
Total	(\$304,055.03)

Long-Term Capital Gains

Account No.	Open Date	Close Date	Quantity	Description	Sale Price	Unit Cost	Total Proceeds	Total Cost	Gain/(Loss)
888-28794	01/22/2009	06/29/2009	70	NOKIA CORP-SPON ADR	\$15.02	\$12.22	\$1,051.53	\$855.51	\$196.02
888-28794	10/08/2008	06/29/2009	15	METLIFE INC	\$30.01	\$26.50	\$450.11	\$397.50	\$52.61
888-28794	10/08/2008	06/29/2009	5	METLIFE INC	\$30.01	\$26.50	\$150.04	\$132.50	\$17.54
888-28794	12/26/2007	06/29/2009	45	METLIFE INC	\$30.01	\$62.49	\$1,350.32	\$2,811.97	(\$1,461.65)
888-28794	06/11/2007	06/29/2009	20	TRAVELERS COS INC/THE	\$41.10	\$54.47	\$822.00	\$1,089.45	(\$267.45)
888-28794	05/14/2007	06/29/2009	40	TRAVELERS COS INC/THE	\$41.10	\$56.30	\$1,644.01	\$2,251.97	(\$607.96)
888-28794	11/27/2006	06/29/2009	15	TRAVELERS COS INC/THE	\$41.10	\$51.08	\$616.50	\$766.25	(\$149.75)
888-28794	12/01/2008	06/26/2009	325	CORNING INC	\$16.03	\$8.64	\$5,211.31	\$2,808.42	\$2,402.89
888-28794	04/21/2008	06/26/2009	45	CARDINAL HEALTH INC	\$30.66	\$51.97	\$1,379.67	\$2,338.70	(\$959.03)
888-28794	01/30/2007	06/26/2009	22	MONSANTO CO	\$75.68	\$55.10	\$1,665.04	\$1,212.13	\$452.91
888-28794	01/09/2009	06/25/2009	5	TYSON FOODS INC-CL A	\$12.51	\$8.16	\$62.55	\$40.79	\$21.76
888-28794	01/09/2009	06/25/2009	35	TYSON FOODS INC-CL A	\$12.51	\$8.16	\$437.84	\$285.57	\$152.27
888-28794	04/30/2008	06/25/2009	175	TYSON FOODS INC-CL A	\$12.51	\$17.83	\$2,189.22	\$3,119.50	(\$930.28)
888-28794	03/13/2008	06/25/2009	30	AUTOLIV INC	\$28.26	\$50.05	\$847.68	\$1,501.57	(\$653.89)
888-28794	03/07/2007	06/25/2009	30	AUTOLIV INC	\$28.26	\$57.91	\$847.67	\$1,737.36	(\$889.69)
888-28794	02/06/2008	06/24/2009	35	EOG RES INC	\$68.03	\$88.57	\$2,381.14	\$3,099.88	(\$718.74)
888-28794	12/10/2007	06/24/2009	10	EOG RES INC	\$68.03	\$88.58	\$680.32	\$885.80	(\$205.48)
888-28794	12/21/2006	06/24/2009	75	HEWLETT-PACKARD CO	\$37.52	\$41.02	\$2,814.23	\$3,076.15	(\$261.92)
888-28794	04/15/2009	06/23/2009	30	AMGEN INC	\$51.15	\$47.60	\$1,534.44	\$1,428.00	\$106.44
888-28794	06/27/2008	06/23/2009	40	AMGEN INC	\$51.15	\$46.52	\$2,045.93	\$1,860.68	\$185.25
888-28794	08/16/2007	06/22/2009	29	PHILIP MORRIS INTERNATIONAL	\$41.60	\$45.29	\$1,206.50	\$1,313.53	(\$107.03)
888-28794	06/04/2007	06/22/2009	50	PHILIP MORRIS INTERNATIONAL	\$41.60	\$49.57	\$2,080.17	\$2,478.45	(\$398.28)
888-28794	11/27/2006	06/22/2009	16	PHILIP MORRIS INTERNATIONAL	\$41.60	\$44.04	\$665.66	\$704.61	(\$38.95)

Long-Term Capital Gains

Account No.	Open Date	Close Date	Quantity	Description	Sale Price	Unit Cost	Total Proceeds	Total Cost	Gain/(Loss)
888-28794	08/30/2007	06/19/2009	15	MORGAN STANLEY	\$28.26	\$60.30	\$423.83	\$904.43	(\$480.60)
888-28794	08/09/2007	06/19/2009	65	MORGAN STANLEY	\$28.26	\$62.54	\$1,836.61	\$4,065.31	(\$2,228.70)
888-28794	08/15/2008	06/18/2009	5	WESTERN DIGITAL CORP	\$24.58	\$29.40	\$122.90	\$147.02	(\$24.12)
888-28794	08/15/2008	06/18/2009	5	WESTERN DIGITAL CORP	\$24.58	\$29.40	\$122.90	\$147.02	(\$24.12)
888-28794	08/15/2008	06/18/2009	5	WESTERN DIGITAL CORP	\$24.58	\$29.40	\$122.90	\$147.02	(\$24.12)
888-28794	07/30/2008	06/18/2009	35	WESTERN DIGITAL CORP	\$24.58	\$29.04	\$860.31	\$1,016.39	(\$156.08)
888-28794	07/30/2008	06/18/2009	10	WESTERN DIGITAL CORP	\$24.58	\$29.04	\$245.80	\$290.39	(\$44.59)
888-28794	05/23/2008	06/18/2009	90	WESTERN DIGITAL CORP	\$24.58	\$35.30	\$2,212.22	\$3,176.69	(\$964.47)
888-28794	11/27/2006	06/16/2009	24	CHEVRON CORP	\$70.16	\$68.72	\$1,683.85	\$1,649.26	\$34.59
888-28794	07/18/2006	06/16/2009	11	CHEVRON CORP	\$70.16	\$65.61	\$771.76	\$721.71	\$50.05
888-28794	12/03/2008	06/12/2009	2	PHILIP MORRIS INTERNATIONAL	\$43.41	\$40.12	\$86.82	\$80.23	\$6.59
888-28794	07/22/2008	06/12/2009	28	PHILIP MORRIS INTERNATIONAL	\$43.41	\$51.54	\$1,215.50	\$1,443.08	(\$227.58)
888-28794	11/27/2006	06/11/2009	125	GENWORTH FINANCIAL INC-CL A	\$7.00	\$32.95	\$875.00	\$4,118.16	(\$3,243.16)
888-28794	11/15/2006	06/11/2009	50	GENWORTH FINANCIAL INC-CL A	\$7.00	\$32.84	\$350.00	\$1,641.92	(\$1,291.92)
888-28794	08/24/2006	06/11/2009	50	GENWORTH FINANCIAL INC-CL A	\$7.00	\$34.19	\$350.00	\$1,709.73	(\$1,359.73)
888-28794	07/18/2006	06/11/2009	75	GENWORTH FINANCIAL INC-CL A	\$7.00	\$33.37	\$525.00	\$2,502.74	(\$1,977.74)
888-28794	07/18/2006	06/10/2009	35	CHEVRON CORP	\$70.83	\$65.61	\$2,478.91	\$2,296.31	\$182.60
888-28794	12/17/2008	06/09/2009	125	SANOI SYNTHELABO SA	\$32.37	\$32.74	\$4,046.64	\$4,091.91	(\$45.27)
888-28794	02/17/2009	06/04/2009	135	LINCOLN NATIONAL CORP	\$18.87	\$13.14	\$2,547.61	\$1,773.86	\$773.75
888-28794	11/07/2008	06/04/2009	30	EASTMAN CHEMICAL COMPANY	\$43.06	\$39.57	\$1,291.94	\$1,186.95	\$104.99
888-28794	12/10/2007	06/04/2009	15	EOG RES INC	\$73.16	\$88.58	\$1,097.36	\$1,328.68	(\$231.32)
888-28794	10/22/2007	06/04/2009	15	EOG RES INC	\$73.16	\$77.76	\$1,097.36	\$1,166.36	(\$69.00)
888-28794	12/21/2006	06/04/2009	55	HEWLETT-PACKARD CO	\$35.78	\$41.02	\$1,968.12	\$2,255.84	(\$287.72)
888-28794	12/06/2006	06/04/2009	10	FRANKLIN RESOURCES INC	\$72.69	\$111.60	\$726.93	\$1,115.95	(\$389.02)
888-28794	11/27/2006	06/04/2009	30	FRANKLIN RESOURCES INC	\$72.69	\$105.57	\$2,180.79	\$3,167.13	(\$986.34)
888-28794	07/20/2006	06/04/2009	35	MONSANTO CO	\$82.00	\$42.43	\$2,870.15	\$1,485.18	\$1,384.97
888-28794	07/18/2006	06/04/2009	25	SCHLUMBERGER LTD	\$58.45	\$63.42	\$1,461.31	\$1,585.57	(\$124.26)
888-28794	12/18/2008	06/02/2009	20	ALLSTATE CORP	\$26.53	\$30.89	\$530.66	\$617.89	(\$87.23)
888-28794	12/11/2007	06/02/2009	60	ALLSTATE CORP	\$26.53	\$53.84	\$1,591.98	\$3,230.33	(\$1,638.35)
888-28794	02/12/2009	06/01/2009	60	SCHWAB (CHARLES) CORP	\$18.19	\$12.99	\$1,091.32	\$779.38	\$311.94

Long-Term Capital Gains

Account No.	Open Date	Close Date	Quantity	Description	Sale Price	Unit Cost	Total Proceeds	Total Cost	Gain/(Loss)
888-28794	09/22/2008	06/01/2009	150	NVIDIA CORP	\$10.85	\$11.28	\$1,626.93	\$1,692.68	(\$65.75)
888-28794	09/04/2008	06/01/2009	25	NVIDIA CORP	\$10.85	\$11.49	\$271.16	\$287.13	(\$15.97)
888-28794	08/30/2007	06/01/2009	40	EMERSON ELECTRIC CO	\$33.35	\$48.18	\$1,334.15	\$1,927.22	(\$593.07)
888-28794	04/21/2009	05/28/2009	115	NETAPP INC	\$18.70	\$18.09	\$2,150.19	\$2,079.92	\$70.27
888-28794	07/20/2006	05/28/2009	25	MONSANTO CO	\$79.22	\$42.43	\$1,980.48	\$1,060.83	\$919.65
888-28794	08/26/2008	05/26/2009	45	WYETH	\$44.25	\$42.31	\$1,991.43	\$1,904.12	\$87.31
888-28794	12/26/2007	05/26/2009	5	METLIFE INC	\$30.29	\$62.49	\$151.45	\$312.44	(\$160.99)
888-28794	08/20/2007	05/26/2009	50	METLIFE INC	\$30.29	\$63.72	\$1,514.46	\$3,186.23	(\$1,671.77)
888-28794	01/17/2007	05/26/2009	35	METLIFE INC	\$30.29	\$61.79	\$1,060.11	\$2,162.58	(\$1,102.47)
888-28794	11/22/2006	05/26/2009	115	CISCO SYSTEMS INC	\$18.50	\$26.92	\$2,127.90	\$3,096.03	(\$968.13)
888-28794	11/08/2006	05/26/2009	50	CISCO SYSTEMS INC	\$18.50	\$25.04	\$925.18	\$1,252.11	(\$326.93)
888-28794	02/12/2009	05/22/2009	30	SCHWAB (CHARLES) CORP	\$17.29	\$12.99	\$518.82	\$389.68	\$129.14
888-28794	10/21/2008	05/22/2009	60	SCHWAB (CHARLES) CORP	\$17.29	\$20.70	\$1,037.63	\$1,241.72	(\$204.09)
888-28794	08/13/2008	05/20/2009	25	ABBOTT LABORATORIES	\$43.57	\$58.70	\$1,089.16	\$1,467.51	(\$378.35)
888-28794	12/06/2007	05/20/2009	10	ABBOTT LABORATORIES	\$43.57	\$58.05	\$435.66	\$580.50	(\$144.84)
888-28794	02/12/2009	05/19/2009	30	JACOBS ENGINEERING GROUP INC	\$40.00	\$39.84	\$1,200.11	\$1,195.25	\$4.86
888-28794	06/18/2008	05/19/2009	300	MOTOROLA INC	\$6.13	\$8.67	\$1,839.45	\$2,601.72	(\$762.27)
888-28794	05/08/2007	05/19/2009	50	CELGENE CORP	\$39.32	\$62.89	\$1,965.90	\$3,144.48	(\$1,178.58)
888-28794	02/10/2009	05/18/2009	5	HOME DEPOT INC	\$25.53	\$22.46	\$127.65	\$112.31	\$15.34
888-28794	02/10/2009	05/18/2009	5	HOME DEPOT INC	\$25.53	\$22.46	\$127.65	\$112.31	\$15.34
888-28794	10/17/2008	05/18/2009	100	HOME DEPOT INC	\$25.53	\$19.53	\$2,553.08	\$1,952.69	\$600.39
888-28794	09/05/2008	05/15/2009	21	DEVON ENERGY CORPORATION	\$61.06	\$94.71	\$1,282.25	\$1,988.94	(\$706.69)
888-28794	02/10/2009	05/14/2009	250	GAP INC/THE	\$15.37	\$11.63	\$3,842.53	\$2,907.83	\$934.70
888-28794	12/18/2008	05/14/2009	75	THE WALT DISNEY CO	\$23.75	\$23.40	\$1,781.36	\$1,755.15	\$26.21
888-28794	10/16/2008	05/14/2009	50	THE WALT DISNEY CO	\$23.75	\$23.52	\$1,187.57	\$1,175.85	\$11.72
888-28794	03/13/2008	05/11/2009	20	COCA-COLA CO/THE	\$42.83	\$58.76	\$856.58	\$1,175.28	(\$318.70)
888-28794	01/22/2008	05/11/2009	10	COCA-COLA CO/THE	\$42.83	\$58.79	\$428.29	\$587.92	(\$159.63)
888-28794	08/09/2007	05/11/2009	10	MEDCO HEALTH SOLUTIONS INC	\$44.70	\$41.00	\$446.96	\$409.97	\$36.99
888-28794	06/07/2007	05/11/2009	25	MEDCO HEALTH SOLUTIONS INC	\$44.70	\$39.94	\$1,117.40	\$998.62	\$118.78
888-28794	02/12/2009	05/08/2009	10	JACOBS ENGINEERING GROUP INC	\$42.41	\$39.84	\$424.11	\$398.41	\$25.70

Capital Gains

Account: ASPIRANET (888-28794)
07/01/2008 - 06/30/2009

Long-Term Capital Gains

Account No.	Open Date	Close Date	Quantity	Description	Sale Price	Unit Cost	Total Proceeds	Total Cost	Gain/(Loss)
888-28794	01/09/2009	05/08/2009	25	JACOBS ENGINEERING GROUP INC	\$42.41	\$51.89	\$1,060.28	\$1,297.37	(\$237.09)
888-28794	12/11/2007	05/08/2009	30	TEVA PHARMACEUTICAL-SP ADR	\$44.18	\$45.24	\$1,325.28	\$1,357.28	(\$32.00)
888-28794	06/25/2007	05/08/2009	5	PEPSICO INC	\$49.45	\$64.85	\$247.25	\$324.25	(\$77.00)
888-28794	06/20/2007	05/08/2009	35	PEPSICO INC	\$49.45	\$66.00	\$1,730.75	\$2,309.86	(\$579.11)
888-28794	11/27/2006	05/08/2009	18	ALCON INC	\$96.24	\$107.67	\$1,732.23	\$1,938.10	(\$205.87)
888-28794	07/18/2006	05/08/2009	5	ALCON INC	\$96.24	\$94.46	\$481.18	\$472.31	\$8.87
888-28794	04/07/2009	05/07/2009	30	PACCAR INC	\$32.90	\$28.27	\$986.98	\$848.02	\$138.96
888-28794	02/10/2009	05/07/2009	55	MICROSOFT CORP	\$19.32	\$18.98	\$1,062.52	\$1,043.66	\$18.86
888-28794	10/16/2008	05/07/2009	20	LOCKHEED MARTIN CORP	\$79.35	\$88.34	\$1,586.90	\$1,766.81	(\$179.91)
888-28794	06/17/2008	05/07/2009	25	QUALCOMM INC	\$41.91	\$49.09	\$1,047.75	\$1,227.25	(\$179.50)
888-28794	12/06/2007	05/07/2009	10	MICROSOFT CORP	\$19.32	\$34.30	\$193.18	\$342.98	(\$149.80)
888-28794	01/16/2009	05/06/2009	40	HONEYWELL INTERNATIONAL INC	\$32.84	\$32.86	\$1,313.76	\$1,314.50	(\$0.74)
888-28794	03/16/2009	05/05/2009	30	MOLSON COORS BREWING CO -B	\$42.08	\$31.86	\$1,262.27	\$955.85	\$306.42
888-28794	10/09/2008	05/05/2009	150	ERICSSON L M TEL CO	\$8.55	\$6.48	\$1,282.34	\$972.30	\$310.04
888-28794	12/10/2007	05/05/2009	30	COLGATE-PALMOLIVE CO	\$61.70	\$79.80	\$1,851.11	\$2,393.91	(\$542.80)
888-28794	03/23/2009	05/04/2009	15	BECTON DICKINSON & CO	\$60.79	\$65.38	\$911.84	\$980.70	(\$68.86)
888-28794	10/02/2008	05/04/2009	10	BECTON DICKINSON & CO	\$60.79	\$79.97	\$607.89	\$799.74	(\$191.85)
888-28794	10/02/2008	05/04/2009	10	BECTON DICKINSON & CO	\$60.79	\$79.97	\$607.89	\$799.74	(\$191.85)
888-28794	05/19/2008	05/04/2009	25	BECTON DICKINSON & CO	\$60.79	\$84.50	\$1,519.73	\$2,112.62	(\$592.89)
888-28794	04/23/2008	05/04/2009	20	BECTON DICKINSON & CO	\$60.79	\$85.85	\$1,215.78	\$1,716.97	(\$501.19)
888-28794	12/11/2007	05/04/2009	15	ALLSTATE CORP	\$23.10	\$53.84	\$346.45	\$807.57	(\$461.12)
888-28794	12/11/2007	05/04/2009	20	TEVA PHARMACEUTICAL-SP ADR	\$44.22	\$45.24	\$884.44	\$904.85	(\$20.41)
888-28794	08/31/2007	05/04/2009	125	ALLSTATE CORP	\$23.10	\$54.77	\$2,887.10	\$6,845.74	(\$3,958.64)
888-28794	06/25/2007	05/04/2009	15	TEVA PHARMACEUTICAL-SP ADR	\$44.22	\$40.69	\$663.33	\$610.30	\$53.03
888-28794	12/18/2008	05/01/2009	70	TJX COMPANIES INC	\$27.88	\$20.80	\$1,951.73	\$1,456.15	\$495.58
888-28794	12/18/2008	05/01/2009	40	TJX COMPANIES INC	\$27.88	\$20.80	\$1,115.28	\$832.09	\$283.19
888-28794	07/22/2008	05/01/2009	7	PHILIP MORRIS INTERNATIONAL	\$36.89	\$51.54	\$258.24	\$360.76	(\$102.52)
888-28794	07/08/2008	05/01/2009	35	PHILIP MORRIS INTERNATIONAL	\$36.89	\$52.22	\$1,291.19	\$1,827.61	(\$536.42)
888-28794	01/22/2008	05/01/2009	30	COCA-COLA CO/THE	\$42.34	\$58.79	\$1,270.26	\$1,763.76	(\$493.50)
888-28794	12/06/2007	05/01/2009	55	MICROSOFT CORP	\$20.00	\$34.30	\$1,100.14	\$1,886.34	(\$786.20)

BERNSTEIN

Global Wealth Management

Capital Gains

Account: ASPIRANET (888-28794)

07/01/2008 - 06/30/2009

Long-Term Capital Gains

Account No.	Open Date	Close Date	Quantity	Description	Sale Price	Unit Cost	Total Proceeds	Total Cost	Gain/(Loss)
888-28794	08/16/2007	05/01/2009	21	PHILIP MORRIS INTERNATIONAL	\$36.89	\$45.29	\$774.71	\$951.18	(\$176.47)
888-28794	12/21/2006	05/01/2009	50	HEWLETT-PACKARD CO	\$35.84	\$41.02	\$1,792.16	\$2,050.76	(\$258.60)
888-28794	10/05/2006	05/01/2009	7	PHILIP MORRIS INTERNATIONAL	\$36.89	\$41.08	\$258.24	\$287.59	(\$29.35)
888-28794	04/07/2009	04/30/2009	35	PACCAR INC	\$35.31	\$28.27	\$1,236.00	\$989.35	\$246.65
888-28794	06/04/2007	04/30/2009	28	ALTRIA GROUP INC	\$16.60	\$21.93	\$464.70	\$613.93	(\$149.23)
888-28794	11/27/2006	04/30/2009	65	ALTRIA GROUP INC	\$16.60	\$19.48	\$1,078.78	\$1,266.17	(\$187.39)
888-28794	10/05/2006	04/30/2009	25	ALTRIA GROUP INC	\$16.60	\$18.17	\$414.91	\$454.32	(\$39.41)
888-28794	10/02/2006	04/30/2009	20	ALTRIA GROUP INC	\$16.60	\$17.92	\$331.93	\$358.39	(\$26.46)
888-28794	07/20/2006	04/30/2009	20	MONSANTO CO	\$84.54	\$42.43	\$1,690.77	\$848.66	\$842.11
888-28794	07/18/2006	04/30/2009	12	ALTRIA GROUP INC	\$16.60	\$17.89	\$199.17	\$214.67	(\$15.50)
888-28794	07/18/2006	04/30/2009	40	GILEAD SCIENCES INC	\$45.40	\$29.93	\$1,815.92	\$1,197.01	\$618.91
888-28794	04/23/2008	04/29/2009	115	VERIZON COMMUNICATIONS INC	\$30.89	\$36.28	\$3,552.75	\$4,171.65	(\$618.90)
888-28794	09/21/2007	04/29/2009	20	ROYAL DUTCH SHELL PLC-ADR	\$46.07	\$83.97	\$921.35	\$1,679.44	(\$758.09)
888-28794	08/22/2007	04/29/2009	15	ROYAL DUTCH SHELL PLC-ADR	\$46.07	\$74.18	\$691.01	\$1,112.73	(\$421.72)
888-28794	10/01/2008	04/28/2009	5	WAL-MART STORES INC	\$48.75	\$59.77	\$243.75	\$298.84	(\$55.09)
888-28794	08/04/2008	04/28/2009	30	WAL-MART STORES INC	\$48.75	\$57.84	\$1,462.52	\$1,735.22	(\$272.70)
888-28794	02/12/2008	04/28/2009	50	WAL-MART STORES INC	\$48.75	\$50.40	\$2,437.54	\$2,519.96	(\$82.42)
888-28794	12/06/2007	04/28/2009	40	ABBOTT LABORATORIES	\$43.18	\$58.05	\$1,727.32	\$2,321.99	(\$594.67)
888-28794	11/13/2007	04/28/2009	10	ABBOTT LABORATORIES	\$43.18	\$54.44	\$431.83	\$544.38	(\$112.55)
888-28794	03/16/2009	04/23/2009	10	MOLSON COORS BREWING CO -B	\$36.38	\$31.86	\$363.77	\$318.61	\$45.16
888-28794	01/22/2009	04/23/2009	75	NOKIA CORP-SPON ADR	\$14.81	\$12.22	\$1,110.47	\$916.61	\$193.86
888-28794	12/03/2008	04/23/2009	30	MOLSON COORS BREWING CO -B	\$36.38	\$41.87	\$1,091.31	\$1,256.11	(\$164.80)
888-28794	09/24/2008	04/21/2009	15	LOCKHEED MARTIN CORP	\$76.07	\$108.38	\$1,141.07	\$1,625.67	(\$484.60)
888-28794	07/18/2006	04/20/2009	8	GOOGLE INC-CL A	\$380.06	\$407.81	\$3,040.51	\$3,262.46	(\$221.95)
888-28794	08/15/2008	04/17/2009	150	INGRAM MICRO INC-CL A	\$13.67	\$19.92	\$2,050.59	\$2,987.46	(\$936.87)
888-28794	12/10/2007	04/16/2009	15	COLGATE-PALMOLIVE CO	\$59.11	\$79.80	\$886.60	\$1,196.95	(\$310.35)
888-28794	12/05/2007	04/16/2009	15	COLGATE-PALMOLIVE CO	\$59.11	\$79.30	\$886.59	\$1,189.44	(\$302.85)
888-28794	11/13/2007	04/16/2009	40	ABBOTT LABORATORIES	\$42.50	\$54.44	\$1,700.17	\$2,177.51	(\$477.34)
888-28794	07/08/2008	04/15/2009	15	TOYOTA MOTOR CORP -SPON ADR	\$76.20	\$92.74	\$1,142.98	\$1,391.16	(\$248.18)
888-28794	06/27/2008	04/15/2009	15	TOYOTA MOTOR CORP -SPON ADR	\$76.20	\$94.86	\$1,142.98	\$1,422.84	(\$279.86)

www.bernstern.com

Bernstein Global Wealth Management is a unit of AllianceBernstein L.P.

Capital Gains

Account: ASPIRANET (888-28794)
07/01/2008 - 06/30/2009

Long-Term Capital Gains

Account No.	Open Date	Close Date	Quantity	Description	Sale Price	Unit Cost	Total Proceeds	Total Cost	Gain/(Loss)
888-28794	10/05/2006	04/15/2009	18	PHILIP MORRIS INTERNATIONAL	\$36.41	\$41.08	\$655.39	\$739.50	(\$84.11)
888-28794	10/02/2006	04/15/2009	20	PHILIP MORRIS INTERNATIONAL	\$36.41	\$40.51	\$728.22	\$810.23	(\$82.01)
888-28794	07/18/2006	04/15/2009	12	PHILIP MORRIS INTERNATIONAL	\$36.41	\$40.44	\$436.93	\$485.32	(\$48.39)
888-28794	07/08/2008	04/13/2009	75	GANNETT CO	\$4.36	\$19.16	\$326.99	\$1,437.08	(\$1,110.09)
888-28794	05/06/2008	04/13/2009	200	GANNETT CO	\$4.36	\$29.25	\$871.96	\$5,850.60	(\$4,978.64)
888-28794	02/21/2008	04/13/2009	40	J C PENNEY CO INC	\$26.41	\$48.72	\$1,056.55	\$1,948.69	(\$892.14)
888-28794	11/26/2007	04/13/2009	10	DEUTSCHE BANK AG REGISTERED	\$51.09	\$123.40	\$510.92	\$1,233.97	(\$723.05)
888-28794	08/27/2007	04/13/2009	40	DEUTSCHE BANK AG REGISTERED	\$51.09	\$125.38	\$2,043.67	\$5,015.12	(\$2,971.45)
888-28794	08/09/2007	04/13/2009	45	MORGAN STANLEY	\$26.38	\$62.54	\$1,186.92	\$2,814.43	(\$1,627.51)
888-28794	01/17/2007	04/13/2009	15	METLIFE INC	\$28.48	\$61.79	\$427.16	\$926.81	(\$499.65)
888-28794	11/27/2006	04/13/2009	30	JPMORGAN CHASE & CO	\$33.29	\$46.78	\$998.76	\$1,403.32	(\$404.56)
888-28794	11/27/2006	04/13/2009	20	METLIFE INC	\$28.48	\$57.99	\$569.54	\$1,159.73	(\$590.19)
888-28794	08/26/2008	04/09/2009	30	WYETH	\$42.30	\$42.31	\$1,268.93	\$1,269.40	(\$0.47)
888-28794	08/27/2007	04/09/2009	11	GOLDMAN SACHS GROUP INC	\$119.04	\$178.59	\$1,309.42	\$1,964.46	(\$655.04)
888-28794	07/18/2006	04/09/2009	2	GOLDMAN SACHS GROUP INC	\$119.04	\$140.76	\$238.08	\$281.51	(\$43.43)
888-28794	12/18/2008	04/08/2009	90	TJX COMPANIES INC	\$26.42	\$20.80	\$2,377.89	\$1,872.18	\$505.71
888-28794	12/05/2007	04/08/2009	10	COLGATE-PALMOLIVE CO	\$60.23	\$79.30	\$602.26	\$792.96	(\$190.70)
888-28794	08/20/2007	04/08/2009	30	ABBOTT LABORATORIES	\$43.53	\$52.42	\$1,305.77	\$1,572.54	(\$266.77)
888-28794	07/09/2007	04/08/2009	20	COLGATE-PALMOLIVE CO	\$60.23	\$66.16	\$1,204.53	\$1,323.21	(\$118.68)
888-28794	10/07/2008	04/07/2009	275	NOKIA CORP-SPON ADR	\$12.56	\$17.07	\$3,453.15	\$4,694.47	(\$1,241.32)
888-28794	06/27/2008	04/07/2009	15	TOYOTA MOTOR CORP-SPON ADR	\$73.19	\$94.86	\$1,097.85	\$1,422.83	(\$324.98)
888-28794	04/16/2008	04/01/2009	100	SUPERVALU INC	\$14.60	\$29.25	\$1,459.67	\$2,924.81	(\$1,465.14)
888-28794	02/10/2009	03/26/2009	25	GENENTECH INC	\$95.00	\$83.30	\$2,375.00	\$2,082.57	\$292.43
888-28794	11/20/2008	03/26/2009	25	GENENTECH INC	\$95.00	\$76.46	\$2,375.00	\$1,911.41	\$463.59
888-28794	10/17/2008	03/26/2009	25	GENENTECH INC	\$95.00	\$82.36	\$2,375.00	\$2,059.08	\$315.92
888-28794	10/09/2008	03/26/2009	15	GENENTECH INC	\$95.00	\$80.82	\$1,425.00	\$1,212.34	\$212.66
888-28794	10/03/2008	03/26/2009	5	GENENTECH INC	\$95.00	\$87.69	\$475.00	\$438.43	\$36.57
888-28794	08/20/2007	03/26/2009	20	ABBOTT LABORATORIES	\$46.18	\$52.42	\$923.69	\$1,048.35	(\$124.66)
888-28794	06/07/2007	03/26/2009	15	ABBOTT LABORATORIES	\$46.18	\$54.35	\$692.77	\$815.25	(\$122.48)
888-28794	12/21/2006	03/26/2009	50	HEWLETT-PACKARD CO	\$33.04	\$41.02	\$1,651.96	\$2,050.76	(\$398.80)

Long-Term Capital Gains

Account No.	Open Date	Close Date	Quantity	Description	Sale Price	Unit Cost	Total Proceeds	Total Cost	Gain/(Loss)
888-28794	07/18/2006	03/26/2009	75	PFIZER INC	\$14.43	\$22.53	\$1,082.38	\$1,689.93	(\$607.55)
888-28794	09/04/2008	03/25/2009	200	NVIDIA CORP	\$10.10	\$11.49	\$2,020.06	\$2,297.00	(\$276.94)
888-28794	01/07/2009	03/23/2009	250	BANK OF AMERICA CORP	\$7.37	\$13.98	\$1,843.05	\$3,495.65	(\$1,652.60)
888-28794	02/21/2008	03/23/2009	45	J C PENNEY CO INC	\$18.16	\$48.72	\$817.21	\$2,192.26	(\$1,375.05)
888-28794	02/05/2008	03/23/2009	20	BANK OF AMERICA CORP	\$7.37	\$42.77	\$147.44	\$855.30	(\$707.86)
888-28794	08/22/2007	03/23/2009	25	ROYAL DUTCH SHELL PLC-ADR	\$46.66	\$74.18	\$1,166.51	\$1,854.53	(\$688.02)
888-28794	11/27/2006	03/23/2009	20	TRAVELERS COS INC/THE	\$39.87	\$51.08	\$797.39	\$1,021.66	(\$224.27)
888-28794	07/18/2006	03/23/2009	5	TRAVELERS COS INC/THE	\$39.87	\$43.02	\$199.35	\$215.11	(\$15.76)
888-28794	10/09/2008	03/19/2009	80	ERICSSON L M TEL CO	\$9.33	\$6.48	\$746.02	\$518.56	\$227.46
888-28794	11/27/2006	03/19/2009	40	JPMORGAN CHASE & CO	\$27.04	\$46.78	\$1,081.70	\$1,871.07	(\$789.37)
888-28794	11/27/2006	03/19/2009	15	JPMORGAN CHASE & CO	\$27.04	\$46.78	\$405.64	\$701.65	(\$296.01)
888-28794	11/27/2006	03/19/2009	10	JPMORGAN CHASE & CO	\$27.04	\$46.78	\$270.43	\$467.77	(\$197.34)
888-28794	11/27/2006	03/19/2009	5	JPMORGAN CHASE & CO	\$27.04	\$46.78	\$135.21	\$233.88	(\$98.67)
888-28794	12/18/2008	03/18/2009	375	FIFTH THIRD BANCORP	\$2.16	\$7.60	\$809.48	\$2,851.16	(\$2,041.68)
888-28794	10/03/2008	03/17/2009	10	GENENTECH INC	\$93.80	\$87.69	\$938.03	\$876.85	\$61.18
888-28794	10/02/2008	03/17/2009	15	GENENTECH INC	\$93.80	\$86.60	\$1,407.05	\$1,298.96	\$108.09
888-28794	05/27/2008	03/17/2009	30	GENENTECH INC	\$93.80	\$68.26	\$2,814.10	\$2,047.71	\$766.39
888-28794	03/05/2008	03/17/2009	20	GENENTECH INC	\$93.80	\$80.42	\$1,876.07	\$1,608.47	\$267.60
888-28794	06/07/2007	03/17/2009	60	GENENTECH INC	\$93.80	\$74.88	\$5,628.21	\$4,493.09	\$1,135.12
888-28794	12/06/2006	03/17/2009	20	GENENTECH INC	\$93.80	\$82.99	\$1,876.08	\$1,659.85	\$216.23
888-28794	01/25/2008	03/16/2009	5	CME GROUP INC	\$198.63	\$636.87	\$993.16	\$3,184.34	(\$2,191.18)
888-28794	05/12/2008	03/12/2009	50	AMERICAN INTERNATIONAL GROUP	\$0.40	\$38.00	\$19.78	\$1,900.00	(\$1,880.22)
888-28794	02/11/2008	03/12/2009	50	AMERICAN INTERNATIONAL GROUP	\$0.40	\$45.06	\$19.78	\$2,253.16	(\$2,233.38)
888-28794	02/05/2008	03/12/2009	80	BANK OF AMERICA CORP	\$5.19	\$42.76	\$415.55	\$3,421.16	(\$3,005.61)
888-28794	12/26/2007	03/12/2009	125	BANK OF AMERICA CORP	\$5.19	\$42.02	\$649.30	\$5,252.78	(\$4,603.48)
888-28794	06/26/2007	03/12/2009	100	BANK OF AMERICA CORP	\$5.19	\$49.08	\$519.44	\$4,907.95	(\$4,388.51)
888-28794	03/29/2007	03/12/2009	100	BANK OF AMERICA CORP	\$5.19	\$51.02	\$519.44	\$5,102.29	(\$4,582.85)
888-28794	02/07/2007	03/12/2009	25	AMERICAN INTERNATIONAL GROUP	\$0.40	\$69.60	\$9.89	\$1,740.01	(\$1,730.12)
888-28794	11/27/2006	03/12/2009	95	AMERICAN INTERNATIONAL GROUP	\$0.40	\$70.33	\$37.58	\$6,681.13	(\$6,643.55)
888-28794	11/27/2006	03/12/2009	25	BANK OF AMERICA CORP	\$5.19	\$53.86	\$129.86	\$1,346.61	(\$1,216.75)

Capital Gains

Account: ASPIRANET (888-28794)
07/01/2008 - 06/30/2009

Long-Term Capital Gains

Account No.	Open Date	Close Date	Quantity	Description	Sale Price	Unit Cost	Total Proceeds	Total Cost	Gain/(Loss)
888-28794	10/12/2006	03/12/2009	30	AMERICAN INTERNATIONAL GROUP	\$0.40	\$67.27	\$11.87	\$2,018.21	(\$2,006.34)
888-28794	07/18/2006	03/12/2009	250	AMERICAN INTERNATIONAL GROUP	\$0.40	\$58.29	\$98.90	\$14,573.48	(\$14,474.58)
888-28794	02/09/2009	03/11/2009	100	WELLS FARGO & COMPANY	\$11.99	\$19.20	\$1,198.86	\$1,919.62	(\$720.76)
888-28794	10/22/2007	03/04/2009	32	DEERE & CO	\$26.64	\$71.84	\$852.44	\$2,298.94	(\$1,446.50)
888-28794	10/17/2007	03/04/2009	8	DEERE & CO	\$26.64	\$75.74	\$213.11	\$605.94	(\$392.83)
888-28794	02/07/2008	03/03/2009	25	CATERPILLAR INC	\$22.76	\$68.16	\$569.05	\$1,704.11	(\$1,135.06)
888-28794	12/26/2007	03/03/2009	15	CATERPILLAR INC	\$22.76	\$73.49	\$341.43	\$1,102.35	(\$760.92)
888-28794	11/27/2006	02/24/2009	15	APPLE INC	\$89.61	\$89.99	\$1,344.21	\$1,349.88	(\$5.67)
888-28794	04/11/2008	02/23/2009	75	SPRINT NEXTEL CORP	\$3.34	\$6.53	\$250.78	\$489.73	(\$238.95)
888-28794	11/02/2006	02/23/2009	150	SPRINT NEXTEL CORP	\$3.34	\$18.91	\$501.56	\$2,836.52	(\$2,334.96)
888-28794	07/18/2006	02/23/2009	250	SPRINT NEXTEL CORP	\$3.34	\$19.21	\$835.92	\$4,801.88	(\$3,965.96)
888-28794	11/27/2006	02/20/2009	70	JPMORGAN CHASE & CO	\$19.35	\$46.78	\$1,354.83	\$3,274.38	(\$1,919.55)
888-28794	09/14/2006	02/20/2009	40	JPMORGAN CHASE & CO	\$19.35	\$46.36	\$774.19	\$1,854.50	(\$1,080.31)
888-28794	10/21/2008	02/18/2009	115	ACTIVISION BLIZZARD INC	\$9.53	\$13.20	\$1,096.39	\$1,518.25	(\$421.86)
888-28794	01/21/2009	02/13/2009	125	DELL INC	\$9.20	\$9.99	\$1,150.40	\$1,249.10	(\$98.70)
888-28794	10/21/2008	02/13/2009	150	DELL INC	\$9.20	\$12.89	\$1,380.48	\$1,933.05	(\$552.57)
888-28794	06/07/2007	02/12/2009	25	MEDCO HEALTH SOLUTIONS INC	\$46.12	\$39.94	\$1,153.06	\$998.62	\$154.44
888-28794	10/17/2007	02/09/2009	60	SUPERVALU INC	\$19.65	\$36.89	\$1,178.73	\$2,213.56	(\$1,034.83)
888-28794	10/09/2008	02/06/2009	135	ERICSSON L M TEL CO	\$8.62	\$6.48	\$1,163.34	\$875.07	\$288.27
888-28794	02/27/2008	02/06/2009	100	CITIGROUP INC	\$3.93	\$25.46	\$392.52	\$2,546.20	(\$2,153.68)
888-28794	02/11/2008	02/06/2009	150	CITIGROUP INC	\$3.93	\$25.83	\$588.78	\$3,873.92	(\$3,285.14)
888-28794	01/30/2008	02/06/2009	175	CITIGROUP INC	\$3.93	\$28.23	\$686.91	\$4,940.08	(\$4,253.17)
888-28794	04/23/2007	02/06/2009	75	KB HOME	\$13.76	\$44.19	\$1,031.73	\$3,314.45	(\$2,282.72)
888-28794	02/28/2007	02/06/2009	10	MACY'S INC	\$9.72	\$44.61	\$97.19	\$446.12	(\$348.93)
888-28794	02/28/2007	02/06/2009	5	MACY'S INC	\$9.72	\$44.61	\$48.60	\$223.06	(\$174.46)
888-28794	02/28/2007	02/06/2009	30	MACY'S INC	\$9.72	\$44.61	\$291.58	\$1,338.36	(\$1,046.78)
888-28794	02/28/2007	02/06/2009	10	MACY'S INC	\$9.72	\$44.61	\$97.19	\$446.12	(\$348.93)
888-28794	02/21/2007	02/06/2009	75	MACY'S INC	\$9.72	\$43.99	\$728.96	\$3,299.28	(\$2,570.32)
888-28794	07/20/2006	02/06/2009	55	MONSANTO CO	\$84.14	\$42.43	\$4,627.86	\$2,333.83	\$2,294.03
888-28794	07/18/2006	02/06/2009	23	GILEAD SCIENCES INC	\$52.57	\$29.93	\$1,209.20	\$688.28	\$520.92

Capital Gains

Account: ASPIRANET (888-28794)

07/01/2008 - 06/30/2009

Long-Term Capital Gains

Account No.	Open Date	Close Date	Quantity	Description	Sale Price	Unit Cost	Total Proceeds	Total Cost	Gain/(Loss)
888-28794	12/22/2008	02/05/2009	130	TEXTRON INC	\$5.93	\$15.22	\$770.74	\$1,978.98	(\$1,208.24)
888-28794	04/23/2008	02/05/2009	35	VERIZON COMMUNICATIONS INC	\$30.73	\$36.28	\$1,075.38	\$1,269.63	(\$194.25)
888-28794	01/25/2008	02/05/2009	2	CME GROUP INC	\$180.66	\$636.87	\$361.32	\$1,273.73	(\$912.41)
888-28794	08/02/2007	02/05/2009	8	CME GROUP INC	\$180.66	\$558.45	\$1,445.30	\$4,467.59	(\$3,022.29)
888-28794	07/18/2006	02/05/2009	25	GILEAD SCIENCES INC	\$51.75	\$29.93	\$1,293.77	\$748.13	\$545.64
888-28794	10/31/2008	02/04/2009	45	HARTFORD FINANCIAL SVCS GRP	\$15.19	\$10.06	\$683.34	\$452.58	\$230.76
888-28794	07/08/2008	02/04/2009	10	HARTFORD FINANCIAL SVCS GRP	\$15.19	\$64.36	\$151.85	\$643.58	(\$491.73)
888-28794	01/29/2008	02/04/2009	10	BP PLC-SPONS ADR	\$43.51	\$63.35	\$435.10	\$633.52	(\$198.42)
888-28794	10/24/2007	02/04/2009	25	BP PLC-SPONS ADR	\$43.51	\$75.35	\$1,087.75	\$1,883.86	(\$796.11)
888-28794	10/17/2007	02/04/2009	25	BP PLC-SPONS ADR	\$43.51	\$75.72	\$1,087.75	\$1,893.02	(\$805.27)
888-28794	10/09/2007	02/04/2009	45	BP PLC-SPONS ADR	\$43.51	\$70.74	\$1,957.95	\$3,183.14	(\$1,225.19)
888-28794	01/13/2009	02/02/2009	40	AFLAC INC	\$23.15	\$41.16	\$926.16	\$1,646.49	(\$720.33)
888-28794	07/18/2006	01/30/2009	6	GOOGLE INC-CL A	\$340.54	\$407.81	\$2,043.25	\$2,446.84	(\$403.59)
888-28794	08/08/2008	01/28/2009	30	APACHE CORP	\$76.71	\$105.30	\$2,301.36	\$3,158.90	(\$857.54)
888-28794	07/31/2007	01/28/2009	5	CONOCOPHILLIPS	\$50.03	\$82.36	\$250.16	\$411.82	(\$161.66)
888-28794	11/27/2006	01/28/2009	115	CONOCOPHILLIPS	\$50.03	\$64.64	\$5,753.69	\$7,433.39	(\$1,679.70)
888-28794	06/27/2008	01/23/2009	15	TOYOTA MOTOR CORP -SPON ADR	\$62.15	\$94.86	\$932.31	\$1,422.83	(\$490.52)
888-28794	04/24/2007	01/23/2009	125	FIDELITY NATIONAL CL A	\$15.06	\$26.46	\$1,882.45	\$3,307.55	(\$1,425.10)
888-28794	10/17/2007	01/16/2009	90	SUPERVALU INC	\$17.75	\$36.89	\$1,597.71	\$3,320.32	(\$1,722.61)
888-28794	01/30/2008	01/15/2009	75	CITIGROUP INC	\$3.81	\$28.23	\$285.71	\$2,117.17	(\$1,831.46)
888-28794	11/27/2006	01/15/2009	20	APPLE INC	\$82.85	\$89.99	\$1,657.07	\$1,799.84	(\$142.77)
888-28794	11/27/2006	01/15/2009	150	CITIGROUP INC	\$3.81	\$49.96	\$571.42	\$7,493.31	(\$6,921.89)
888-28794	07/18/2006	01/15/2009	40	ALCON INC	\$83.14	\$94.46	\$3,325.61	\$3,778.44	(\$452.83)
888-28794	07/18/2006	01/15/2009	25	APPLE INC	\$82.85	\$52.38	\$2,071.33	\$1,309.44	\$761.89
888-28794	07/18/2006	01/15/2009	50	CITIGROUP INC	\$3.81	\$46.46	\$190.48	\$2,322.82	(\$2,132.34)
888-28794	08/21/2006	01/12/2009	60	BLACK & DECKER CORP	\$41.27	\$73.86	\$2,476.49	\$4,431.79	(\$1,955.30)
888-28794	05/05/2008	01/09/2009	101	REPUBLIC SERVICES INC	\$25.57	\$27.93	\$2,582.88	\$2,821.30	(\$238.42)
888-28794	04/30/2008	01/09/2009	30	BAXTER INTERNATIONAL INC	\$54.26	\$62.52	\$1,627.69	\$1,875.53	(\$247.84)
888-28794	11/19/2007	01/09/2009	20	PROCTER & GAMBLE CO	\$60.19	\$72.84	\$1,203.82	\$1,456.84	(\$253.02)
888-28794	08/02/2007	01/09/2009	5	CME GROUP INC	\$189.72	\$558.45	\$948.63	\$2,792.24	(\$1,843.61)

Capital Gains

Account: ASPIRANET (888-28794)
07/01/2008 - 06/30/2009

Long-Term Capital Gains

Account No.	Open Date	Close Date	Quantity	Description	Sale Price	Unit Cost	Total Proceeds	Total Cost	Gain/(Loss)
888-28794	04/09/2007	01/09/2009	18	TYCO INTERNATIONAL LTD	\$23.48	\$52.14	\$422.65	\$938.43	(\$515.78)
888-28794	04/02/2007	01/09/2009	5	CME GROUP INC	\$189.72	\$536.78	\$948.62	\$2,683.88	(\$1,735.26)
888-28794	01/30/2007	01/09/2009	20	PROCTER & GAMBLE CO	\$60.19	\$64.53	\$1,203.81	\$1,290.60	(\$86.79)
888-28794	01/23/2007	01/09/2009	57	TYCO INTERNATIONAL LTD	\$23.48	\$47.35	\$1,338.40	\$2,699.13	(\$1,360.73)
888-28794	11/27/2006	01/09/2009	80	GENERAL ELECTRIC CO	\$16.01	\$35.37	\$1,280.83	\$2,829.75	(\$1,548.92)
888-28794	11/27/2006	01/09/2009	49	PHILIP MORRIS INTERNATIONAL	\$42.59	\$44.04	\$2,086.73	\$2,157.85	(\$71.12)
888-28794	07/18/2006	01/09/2009	20	ALCON INC	\$90.96	\$94.46	\$1,819.26	\$1,889.22	(\$69.96)
888-28794	07/18/2006	01/09/2009	120	GENERAL ELECTRIC CO	\$16.01	\$32.30	\$1,921.25	\$3,876.53	(\$1,955.28)
888-28794	07/18/2006	01/06/2009	40	APPLE INC	\$94.15	\$52.38	\$3,765.83	\$2,095.08	\$1,670.75
888-28794	07/18/2006	01/05/2009	75	TECH DATA CORP	\$18.66	\$35.88	\$1,399.42	\$2,690.80	(\$1,291.38)
888-28794	10/15/2008	12/26/2008	25	KELLOGG CO	\$42.29	\$50.73	\$1,057.12	\$1,268.29	(\$211.17)
888-28794	09/24/2008	12/26/2008	35	KELLOGG CO	\$42.29	\$55.46	\$1,479.98	\$1,941.18	(\$461.20)
888-28794	06/05/2008	12/17/2008	175	CENTEX CORP	\$12.80	\$18.12	\$2,240.74	\$3,171.30	(\$930.56)
888-28794	07/18/2006	12/15/2008	11	CHEVRON CORP	\$79.89	\$65.61	\$878.80	\$721.69	\$157.11
888-28794	06/07/2007	12/12/2008	30	ABBOTT LABORATORIES	\$50.16	\$54.35	\$1,504.74	\$1,630.47	(\$125.73)
888-28794	05/30/2007	12/12/2008	30	ABBOTT LABORATORIES	\$50.16	\$56.07	\$1,504.73	\$1,681.97	(\$177.24)
888-28794	06/25/2007	12/11/2008	60	TEVA PHARMACEUTICAL-SP ADR	\$42.39	\$40.69	\$2,543.62	\$2,441.16	\$102.46
888-28794	07/08/2008	12/08/2008	15	HARTFORD FINANCIAL SVCS GRP	\$16.00	\$64.36	\$240.04	\$965.36	(\$725.32)
888-28794	06/18/2008	12/08/2008	45	HARTFORD FINANCIAL SVCS GRP	\$16.00	\$70.59	\$720.12	\$3,176.58	(\$2,456.46)
888-28794	03/13/2008	12/08/2008	60	HARTFORD FINANCIAL SVCS GRP	\$16.00	\$68.87	\$960.15	\$4,132.37	(\$3,172.22)
888-28794	11/27/2006	12/05/2008	55	BP PLC-SPONS ADR	\$43.09	\$66.40	\$2,369.99	\$3,651.77	(\$1,281.78)
888-28794	11/02/2006	12/05/2008	20	BP PLC-SPONS ADR	\$43.09	\$67.08	\$861.81	\$1,341.55	(\$479.74)
888-28794	07/18/2006	12/05/2008	30	BP PLC-SPONS ADR	\$43.09	\$69.53	\$1,292.72	\$2,086.02	(\$793.30)
888-28794	07/18/2006	12/05/2008	18	CHEVRON CORP	\$69.45	\$65.61	\$1,250.15	\$1,180.96	\$69.19
888-28794	11/27/2006	11/28/2008	25	CONOCOPHILLIPS	\$51.52	\$64.64	\$1,288.11	\$1,615.95	(\$327.84)
888-28794	04/18/2008	11/26/2008	32	UNION PACIFIC CORP	\$50.52	\$69.11	\$1,616.55	\$2,211.46	(\$594.91)
888-28794	03/13/2008	11/25/2008	25	HONEYWELL INTERNATIONAL INC	\$26.03	\$56.47	\$650.74	\$1,411.64	(\$760.90)
888-28794	11/06/2007	11/25/2008	10	HONEYWELL INTERNATIONAL INC	\$26.03	\$60.47	\$260.29	\$604.74	(\$344.45)
888-28794	03/26/2007	11/24/2008	50	ARCELORMITTAL SA LUXEMBOURG	\$20.52	\$53.24	\$1,026.19	\$2,662.23	(\$1,636.04)
888-28794	11/30/2006	11/24/2008	15	ARCELORMITTAL SA LUXEMBOURG	\$20.52	\$41.26	\$307.86	\$618.87	(\$311.01)

BERNSTEIN

Global Wealth Management

Capital Gains

Account: ASPIRANET (888-28794)

07/01/2008 - 06/30/2009

Long-Term Capital Gains

Account No.	Open Date	Close Date	Quantity	Description	Sale Price	Unit Cost	Total Proceeds	Total Cost	Gain/(Loss)
888-28794	11/27/2006	11/24/2008	30	CONOCOPHILLIPS	\$47.80	\$64.64	\$1,433.99	\$1,939.14	(\$505.15)
888-28794	07/18/2006	11/24/2008	14	CHEVRON CORP	\$71.86	\$65.61	\$1,006.02	\$918.52	\$87.50
888-28794	06/13/2008	11/21/2008	40	AMERICA MOVIL-ADR SERIES L	\$27.87	\$56.73	\$1,114.62	\$2,269.05	(\$1,154.43)
888-28794	03/12/2008	11/21/2008	65	ASHLAND INC	\$10.76	\$46.49	\$699.28	\$3,021.81	(\$2,322.53)
888-28794	11/27/2006	11/21/2008	15	CONOCOPHILLIPS	\$44.43	\$64.64	\$666.52	\$969.57	(\$303.05)
888-28794	11/13/2006	11/21/2008	40	CONOCOPHILLIPS	\$44.43	\$62.88	\$1,777.37	\$2,515.04	(\$737.67)
888-28794	07/18/2006	11/21/2008	17	CHEVRON CORP	\$65.87	\$65.61	\$1,119.83	\$1,115.35	\$4.48
888-28794	11/19/2007	11/18/2008	15	FLUOR CORP	\$32.89	\$66.96	\$493.41	\$1,004.41	(\$511.00)
888-28794	06/07/2007	11/18/2008	60	FLUOR CORP	\$32.89	\$51.15	\$1,973.63	\$3,069.00	(\$1,095.37)
888-28794	05/04/2007	11/18/2008	50	MEDCO HEALTH SOLUTIONS INC	\$39.20	\$37.20	\$1,960.11	\$1,859.96	\$100.15
888-28794	11/27/2006	11/18/2008	60	ARROW ELECTRONICS INC	\$14.28	\$31.31	\$856.69	\$1,878.86	(\$1,022.17)
888-28794	07/18/2006	11/18/2008	45	TRAVELERS COS INC/THE	\$40.95	\$43.02	\$1,842.94	\$1,935.96	(\$93.02)
888-28794	07/18/2006	11/17/2008	24	CHEVRON CORP	\$72.32	\$65.61	\$1,735.65	\$1,574.61	\$161.04
888-28794	04/23/2008	11/14/2008	40	NATIONAL-OILWELL INC	\$26.55	\$73.85	\$1,062.08	\$2,953.86	(\$1,891.78)
888-28794	06/13/2008	11/13/2008	15	AMERICA MOVIL-ADR SERIES L	\$29.59	\$56.73	\$443.78	\$850.89	(\$407.11)
888-28794	05/20/2008	11/13/2008	30	AMERICA MOVIL-ADR SERIES L	\$29.59	\$56.57	\$887.57	\$1,696.98	(\$809.41)
888-28794	11/26/2007	11/13/2008	50	DOW CHEMICAL	\$21.73	\$40.27	\$1,086.74	\$2,013.58	(\$926.84)
888-28794	08/31/2007	11/13/2008	85	DOW CHEMICAL	\$21.73	\$42.87	\$1,847.46	\$3,644.22	(\$1,796.76)
888-28794	07/05/2007	11/13/2008	30	AMERICA MOVIL-ADR SERIES L	\$29.59	\$65.71	\$887.57	\$1,971.43	(\$1,083.86)
888-28794	11/27/2006	11/13/2008	30	AMERICA MOVIL-ADR SERIES L	\$29.59	\$43.76	\$887.56	\$1,312.83	(\$425.27)
888-28794	10/15/2008	11/12/2008	35	NORTHERN TRUST CORP	\$45.58	\$59.95	\$1,595.31	\$2,098.15	(\$502.84)
888-28794	02/06/2008	11/11/2008	20	RESEARCH IN MOTION	\$46.27	\$88.66	\$925.39	\$1,773.18	(\$847.79)
888-28794	08/31/2007	11/11/2008	15	DOW CHEMICAL	\$22.95	\$42.87	\$344.24	\$643.09	(\$298.85)
888-28794	06/11/2007	11/11/2008	50	DOW CHEMICAL	\$22.95	\$45.56	\$1,147.48	\$2,278.04	(\$1,130.56)
888-28794	05/06/2008	11/04/2008	45	RYDER SYSTEM INC	\$40.45	\$70.95	\$1,820.25	\$3,192.75	(\$1,372.50)
888-28794	04/01/2008	11/04/2008	35	NORTHROP GRUMMAN CORP	\$48.03	\$77.43	\$1,681.17	\$2,710.08	(\$1,028.91)
888-28794	12/26/2007	11/04/2008	5	NORTHROP GRUMMAN CORP	\$48.03	\$80.49	\$240.17	\$402.43	(\$162.26)
888-28794	03/28/2008	11/03/2008	70	ALCOA INC	\$11.85	\$35.88	\$829.37	\$2,511.79	(\$1,682.42)
888-28794	01/31/2008	11/03/2008	130	ALCOA INC	\$11.85	\$32.65	\$1,540.25	\$4,244.49	(\$2,704.24)
888-28794	02/06/2008	10/31/2008	30	RESEARCH IN MOTION	\$50.75	\$88.66	\$1,522.36	\$2,659.75	(\$1,137.39)

www.bernstern.com

Bernstein Global Wealth Management is a unit of AllianceBernstein L.P.

Long-Term Capital Gains

Account No.	Open Date	Close Date	Quantity	Description	Sale Price	Unit Cost	Total Proceeds	Total Cost	Gain/(Loss)
888-28794	01/29/2008	10/31/2008	30	RESEARCH IN MOTION	\$50.75	\$91.69	\$1,522.36	\$2,750.58	(\$1,228.22)
888-28794	11/07/2007	10/29/2008	10	AIR PRODUCTS & CHEMICALS INC	\$54.17	\$99.22	\$541.66	\$992.17	(\$450.51)
888-28794	10/17/2007	10/29/2008	62	DEERE & CO	\$33.77	\$75.74	\$2,094.02	\$4,696.03	(\$2,602.01)
888-28794	10/12/2007	10/29/2008	26	DEERE & CO	\$33.77	\$77.30	\$878.14	\$2,009.67	(\$1,131.53)
888-28794	09/10/2007	10/29/2008	17	DEERE & CO	\$33.77	\$68.45	\$574.16	\$1,163.57	(\$589.41)
888-28794	08/15/2007	10/29/2008	35	AIR PRODUCTS & CHEMICALS INC	\$54.17	\$84.98	\$1,895.83	\$2,974.27	(\$1,078.44)
888-28794	05/04/2007	10/29/2008	50	MEDCO HEALTH SOLUTIONS INC	\$33.79	\$37.20	\$1,689.46	\$1,859.95	(\$170.49)
888-28794	07/08/2008	10/17/2008	20	TRANSOCEAN INC	\$69.17	\$141.84	\$1,383.50	\$2,836.73	(\$1,453.23)
888-28794	04/23/2008	10/17/2008	10	TRANSOCEAN INC	\$69.17	\$156.66	\$691.75	\$1,566.55	(\$874.80)
888-28794	11/06/2007	10/15/2008	40	HONEYWELL INTERNATIONAL INC	\$31.19	\$60.47	\$1,247.72	\$2,418.96	(\$1,171.24)
888-28794	08/21/2007	10/15/2008	50	HONEYWELL INTERNATIONAL INC	\$31.19	\$55.36	\$1,559.65	\$2,768.19	(\$1,208.54)
888-28794	08/09/2007	10/15/2008	50	HONEYWELL INTERNATIONAL INC	\$31.19	\$57.20	\$1,559.64	\$2,859.98	(\$1,300.34)
888-28794	09/14/2006	10/14/2008	5	JPMORGAN CHASE & CO	\$41.02	\$46.36	\$205.11	\$231.81	(\$26.70)
888-28794	07/18/2006	10/14/2008	50	JPMORGAN CHASE & CO	\$41.02	\$40.68	\$2,051.05	\$2,034.00	\$17.05
888-28794	12/04/2007	10/13/2008	150	FLEXTRONICS INTL LTD	\$5.25	\$11.93	\$786.96	\$1,790.24	(\$1,003.28)
888-28794	01/22/2007	10/13/2008	30	TARGET CORP	\$38.94	\$62.19	\$1,168.34	\$1,865.75	(\$697.41)
888-28794	11/27/2006	10/13/2008	450	FLEXTRONICS INTL LTD	\$5.25	\$11.20	\$2,360.88	\$5,041.40	(\$2,680.52)
888-28794	01/29/2008	10/08/2008	20	RESEARCH IN MOTION	\$60.43	\$91.69	\$1,208.53	\$1,833.72	(\$625.19)
888-28794	12/06/2007	10/08/2008	30	RESEARCH IN MOTION	\$60.43	\$102.54	\$1,812.79	\$3,076.07	(\$1,263.28)
888-28794	11/19/2007	10/08/2008	20	RESEARCH IN MOTION	\$60.43	\$106.78	\$1,208.52	\$2,135.50	(\$926.98)
888-28794	12/06/2006	10/08/2008	100	BROADCOM CORP-CL A	\$15.20	\$34.49	\$1,519.71	\$3,448.70	(\$1,928.99)
888-28794	11/27/2006	10/08/2008	15	BROADCOM CORP-CL A	\$15.20	\$35.12	\$227.96	\$526.87	(\$298.91)
888-28794	03/04/2008	10/07/2008	25	WRIGLEY WM JR CO	\$80.00	\$59.83	\$2,000.00	\$1,495.86	\$504.14
888-28794	12/10/2007	10/07/2008	75	WRIGLEY WM JR CO	\$80.00	\$65.02	\$6,000.00	\$4,876.53	\$1,123.47
888-28794	04/02/2007	10/07/2008	8	CME GROUP INC	\$410.77	\$536.77	\$3,286.13	\$4,294.19	(\$1,008.06)
888-28794	07/24/2008	10/06/2008	50	ELECTRONIC ARTS INC	\$29.85	\$47.79	\$1,492.73	\$2,389.37	(\$896.64)
888-28794	12/10/2007	10/01/2008	15	WRIGLEY WM JR CO	\$79.50	\$65.02	\$1,192.50	\$975.30	\$217.20
888-28794	08/21/2007	10/01/2008	30	WRIGLEY WM JR CO	\$79.50	\$61.03	\$2,385.00	\$1,830.85	\$554.15
888-28794	06/19/2007	10/01/2008	50	HONEYWELL INTERNATIONAL INC	\$39.99	\$57.85	\$1,999.46	\$2,892.50	(\$893.04)
888-28794	05/10/2007	10/01/2008	50	HONEYWELL INTERNATIONAL INC	\$39.99	\$56.65	\$1,999.45	\$2,832.70	(\$833.25)

Bernstein Global Wealth Management is a unit of AllianceBernstein L.P.

Long-Term Capital Gains

Account No.	Open Date	Close Date	Quantity	Description	Sale Price	Unit Cost	Total Proceeds	Total Cost	Gain/(Loss)
888-28794	04/01/2008	09/29/2008	25	WACHOVIA CORP	\$1.86	\$28.66	\$46.44	\$716.53	(\$670.09)
888-28794	03/31/2008	09/29/2008	150	WACHOVIA CORP	\$1.86	\$26.97	\$278.66	\$4,044.93	(\$3,766.27)
888-28794	12/04/2007	09/29/2008	75	GENERAL MOTORS CORP	\$9.36	\$28.05	\$702.08	\$2,103.67	(\$1,401.59)
888-28794	10/18/2007	09/29/2008	75	GENERAL MOTORS CORP	\$9.36	\$39.21	\$702.08	\$2,940.50	(\$2,238.42)
888-28794	09/28/2007	09/29/2008	100	GENERAL MOTORS CORP	\$9.36	\$36.60	\$936.09	\$3,659.55	(\$2,723.46)
888-28794	03/31/2008	09/26/2008	50	WACHOVIA CORP	\$8.78	\$26.97	\$438.80	\$1,348.31	(\$909.51)
888-28794	01/23/2007	09/26/2008	30	WRIGLEY WM JR CO	\$79.52	\$50.85	\$2,385.65	\$1,525.61	\$860.04
888-28794	05/20/2008	09/24/2008	75	MEMC ELECTRONIC MATERIALS INC	\$31.15	\$68.58	\$2,336.43	\$5,143.39	(\$2,806.96)
888-28794	01/23/2007	09/24/2008	25	WRIGLEY WM JR CO	\$79.43	\$50.85	\$1,985.77	\$1,271.34	\$714.43
888-28794	04/23/2008	09/22/2008	25	VERIZON COMMUNICATIONS INC	\$32.80	\$36.28	\$820.10	\$906.88	(\$86.78)
888-28794	03/13/2008	09/22/2008	115	VERIZON COMMUNICATIONS INC	\$32.80	\$34.49	\$3,772.45	\$3,966.60	(\$194.15)
888-28794	10/24/2007	09/22/2008	50	VERIZON COMMUNICATIONS INC	\$32.80	\$44.04	\$1,640.20	\$2,201.87	(\$561.67)
888-28794	11/27/2006	09/22/2008	60	VERIZON COMMUNICATIONS INC	\$32.80	\$34.39	\$1,968.23	\$2,063.38	(\$95.15)
888-28794	03/07/2008	09/19/2008	35	TEXTRON INC	\$34.99	\$54.76	\$1,224.56	\$1,916.67	(\$692.11)
888-28794	03/04/2008	09/19/2008	40	TEXTRON INC	\$34.99	\$54.70	\$1,399.49	\$2,187.94	(\$788.45)
888-28794	12/06/2007	09/19/2008	10	TEXTRON INC	\$34.99	\$71.96	\$349.87	\$719.62	(\$369.75)
888-28794	07/18/2006	09/19/2008	50	JPMORGAN CHASE & CO	\$45.21	\$40.68	\$2,260.56	\$2,033.99	\$226.57
888-28794	07/31/2007	09/18/2008	50	FREDDIE MAC	\$0.35	\$58.90	\$17.29	\$2,945.21	(\$2,927.92)
888-28794	01/23/2007	09/18/2008	50	FANNIE MAE	\$0.45	\$56.71	\$22.68	\$2,835.27	(\$2,812.59)
888-28794	11/27/2006	09/18/2008	50	FREDDIE MAC	\$0.35	\$66.60	\$17.29	\$3,330.22	(\$3,312.93)
888-28794	07/18/2006	09/18/2008	35	EXXON MOBIL CORP	\$76.21	\$64.42	\$2,667.44	\$2,254.57	\$412.87
888-28794	07/18/2006	09/18/2008	60	FANNIE MAE	\$0.45	\$46.76	\$27.22	\$2,805.56	(\$2,778.34)
888-28794	07/18/2006	09/18/2008	50	FRANKLIN RESOURCES INC	\$90.13	\$82.91	\$4,506.59	\$4,145.46	\$361.13
888-28794	07/18/2006	09/18/2008	135	FREDDIE MAC	\$0.35	\$56.51	\$46.66	\$7,628.19	(\$7,581.53)
888-28794	04/10/2008	09/17/2008	15	GOLDMAN SACHS GROUP INC	\$107.30	\$173.14	\$1,609.44	\$2,597.04	(\$987.60)
888-28794	08/27/2007	09/17/2008	15	GOLDMAN SACHS GROUP INC	\$107.30	\$178.59	\$1,609.44	\$2,678.82	(\$1,069.38)
888-28794	08/21/2007	09/17/2008	40	NYSE EURONEXT	\$37.37	\$72.74	\$1,494.75	\$2,909.68	(\$1,414.93)
888-28794	05/10/2007	09/17/2008	25	GOLDMAN SACHS GROUP INC	\$107.30	\$225.09	\$2,682.39	\$5,627.27	(\$2,944.88)
888-28794	11/27/2006	09/17/2008	50	NYSE EURONEXT	\$37.37	\$104.75	\$1,868.44	\$5,237.38	(\$3,368.94)
888-28794	07/18/2006	09/17/2008	10	NYSE EURONEXT	\$37.37	\$60.83	\$373.68	\$608.34	(\$234.66)

Capital Gains

Account: ASPIRANET (888-28794)
07/01/2008 - 06/30/2009

Long-Term Capital Gains

Account No.	Open Date	Close Date	Quantity	Description	Sale Price	Unit Cost	Total Proceeds	Total Cost	Gain/(Loss)
888-28794	05/28/2008	09/16/2008	100	STARBUCKS CORP	\$15 75	\$17 64	\$1,575 18	\$1,763 79	(\$188 61)
888-28794	05/20/2008	09/16/2008	15	MEMC ELECTRONIC MATERIALS INC	\$30 53	\$68 58	\$457 92	\$1,028 67	(\$570 75)
888-28794	03/07/2008	09/16/2008	55	MEMC ELECTRONIC MATERIALS INC	\$30 53	\$73 93	\$1,679 04	\$4,066 13	(\$2,387 09)
888-28794	02/06/2008	09/16/2008	30	MEMC ELECTRONIC MATERIALS INC	\$30.53	\$72 83	\$915 84	\$2,184 84	(\$1,269 00)
888-28794	12/05/2006	09/16/2008	50	AMERISOURCEBERGEN CORP	\$40 14	\$45 32	\$2,007 10	\$2,266 20	(\$259 10)
888-28794	11/29/2006	09/16/2008	50	AMERISOURCEBERGEN CORP	\$40 14	\$44 06	\$2,007 10	\$2,202 78	(\$195 68)
888-28794	10/06/2006	09/16/2008	75	AMERISOURCEBERGEN CORP	\$40 14	\$44 35	\$3,010 65	\$3,326 06	(\$315 41)
888-28794	06/03/2008	09/12/2008	50	SALESFORCE COM INC	\$57 37	\$71 86	\$2,868 46	\$3,592 89	(\$724 43)
888-28794	05/05/2008	09/11/2008	60	MERRILL LYNCH & CO INC	\$20 23	\$51 84	\$1,213 85	\$3,110 30	(\$1,896 45)
888-28794	07/18/2006	09/11/2008	85	MERRILL LYNCH & CO INC	\$20 23	\$67 73	\$1,719 63	\$5,757 28	(\$4,037 65)
888-28794	04/24/2008	09/08/2008	45	FOSTER WHEELER LTD	\$39 81	\$67 73	\$1,791 35	\$3,047 85	(\$1,256 50)
888-28794	11/19/2007	09/05/2008	25	RESEARCH IN MOTION	\$106 32	\$106 77	\$2,657 93	\$2,669 37	(\$11 44)
888-28794	07/18/2006	09/04/2008	35	EXXON MOBIL CORP	\$76 00	\$64 42	\$2,660 05	\$2,254 57	\$405 48
888-28794	07/18/2006	08/29/2008	325	PFIZER INC	\$19 24	\$22 53	\$6,253 78	\$7,323 03	(\$1,069 25)
888-28794	06/27/2008	08/28/2008	20	AMGEN INC	\$63 92	\$46 52	\$1,278 36	\$930 33	\$348 03
888-28794	06/27/2008	08/18/2008	65	AMGEN INC	\$64 73	\$46 52	\$4,207 20	\$3,023 59	\$1,183 61
888-28794	02/08/2008	08/15/2008	50	NOKIA CORP-SPON ADR	\$25 43	\$35 12	\$1,271 43	\$1,756 01	(\$484 58)
888-28794	07/18/2006	08/13/2008	25	EXXON MOBIL CORP	\$78 00	\$64 42	\$1,950 08	\$1,610 40	\$339 68
888-28794	07/18/2006	08/13/2008	80	EXXON MOBIL CORP	\$78 00	\$64 42	\$6,240 25	\$5,153 30	\$1,086 95
888-28794	04/23/2008	08/11/2008	5	TRANSOCEAN INC	\$124 55	\$156 65	\$622 77	\$783 27	(\$160 50)
888-28794	04/18/2008	08/11/2008	20	TRANSOCEAN INC	\$124 55	\$154 00	\$2,491 09	\$3,079 99	(\$588 90)
888-28794	05/19/2008	08/08/2008	7	RIO TINTO PLC	\$356 96	\$551 55	\$2,498 70	\$3,860 82	(\$1,362 12)
888-28794	08/15/2007	08/08/2008	30	AIR PRODUCTS & CHEMICALS INC	\$88 80	\$84 98	\$2,664 10	\$2,549 37	\$114 73
888-28794	12/26/2007	08/05/2008	30	NORTHROP GRUMMAN CORP	\$67 06	\$80 48	\$2,011 85	\$2,414 52	(\$402 67)
888-28794	06/28/2007	08/05/2008	10	NORTHROP GRUMMAN CORP	\$67 06	\$77 49	\$670 61	\$774 86	(\$104 25)
888-28794	09/26/2007	07/31/2008	75	VODAFONE GROUP PLC-SP ADR	\$26 83	\$35 67	\$2,012 07	\$2,675 42	(\$663 35)
888-28794	06/20/2007	07/31/2008	100	VODAFONE GROUP PLC-SP ADR	\$26 83	\$31 66	\$2,682 76	\$3,165 96	(\$483 20)
888-28794	05/03/2007	07/31/2008	25	VODAFONE GROUP PLC-SP ADR	\$26 83	\$28 70	\$670 69	\$717 53	(\$46 84)
888-28794	04/02/2007	07/31/2008	2	CME GROUP INC	\$366 85	\$536 77	\$733 70	\$1,073 54	(\$339 84)
888-28794	03/27/2007	07/31/2008	3	CME GROUP INC	\$366 85	\$541 27	\$1,100 54	\$1,623 82	(\$523 28)

Capital Gains

Account: ASPIRANET (888-28794)
07/01/2008 - 06/30/2009

Long-Term Capital Gains

Account No.	Open Date	Close Date	Quantity	Description	Sale Price	Unit Cost	Total Proceeds	Total Cost	Gain/(Loss)
888-28794	12/06/2007	07/28/2008	30	TEXTRON INC	\$42 11	\$71 96	\$1,263 42	\$2,158 84	(\$895 42)
888-28794	10/29/2007	07/28/2008	35	TEXTRON INC	\$42 11	\$68 51	\$1,473 98	\$2,397 68	(\$923 70)
888-28794	05/10/2007	07/28/2008	5	HONEYWELL INTERNATIONAL INC	\$49 69	\$56 65	\$248 47	\$283 27	(\$34 80)
888-28794	04/25/2007	07/28/2008	45	HONEYWELL INTERNATIONAL INC	\$49 69	\$53 15	\$2,236 24	\$2,391 90	(\$155 66)
888-28794	11/30/2006	07/28/2008	20	ARCELORMITTAL SA LUXEMBOURG	\$80 19	\$41 26	\$1,603 86	\$825 16	\$778 70
888-28794	03/17/2008	07/23/2008	15	COSTCO WHOLESale CORP	\$63 31	\$60 49	\$949 68	\$907 35	\$42 33
888-28794	01/29/2008	07/23/2008	40	COSTCO WHOLESale CORP	\$63 31	\$66 36	\$2,532 49	\$2,654 44	(\$121 95)
888-28794	11/27/2006	07/23/2008	25	METLIFE INC	\$53 88	\$57 99	\$1,347 08	\$1,449 66	(\$102 58)
888-28794	07/18/2006	07/23/2008	35	METLIFE INC	\$53 88	\$49 64	\$1,885 91	\$1,737 48	\$148 43
888-28794	11/02/2007	07/22/2008	35	BAKER HUGHES INC	\$86 78	\$84 98	\$3,037 41	\$2,974 26	\$63 15
888-28794	09/06/2007	07/22/2008	5	BAKER HUGHES INC	\$86 78	\$86 03	\$433 91	\$430 13	\$3 78
888-28794	12/06/2007	07/21/2008	75	YUM! BRANDS INC	\$34 92	\$38 23	\$2,618 87	\$2,867 49	(\$248 62)
888-28794	02/08/2008	07/18/2008	15	NOKIA CORP-SPON ADR	\$27 53	\$35 12	\$413 01	\$526 80	(\$113 79)
888-28794	11/14/2007	07/18/2008	55	NOKIA CORP-SPON ADR	\$27 53	\$38 40	\$1,514 38	\$2,112 00	(\$597 62)
888-28794	10/29/2007	07/15/2008	200	NVIDIA CORP	\$11 20	\$33 30	\$2,239 04	\$6,660 26	(\$4,421 22)
888-28794	10/22/2007	07/15/2008	25	NVIDIA CORP	\$11 20	\$38 61	\$279 88	\$965 26	(\$685 38)
888-28794	03/25/2008	07/11/2008	85	FANNIE MAE	\$9 97	\$31 00	\$847 11	\$2,634 97	(\$1,787 86)
888-28794	04/29/2008	07/09/2008	35	VMWARE INC CL A	\$38 89	\$67 52	\$1,361 05	\$2,363 07	(\$1,002 02)
888-28794	12/26/2007	07/07/2008	10	CATERPILLAR INC	\$71 16	\$73 49	\$711 63	\$734 89	(\$23 26)
888-28794	10/23/2007	07/07/2008	10	CATERPILLAR INC	\$71 16	\$74 00	\$711 63	\$739 99	(\$28 36)
888-28794	10/22/2007	07/07/2008	60	NVIDIA CORP	\$12 29	\$38 61	\$737 15	\$2,316 60	(\$1,579 45)
888-28794	01/30/2007	07/07/2008	113	NVIDIA CORP	\$12 29	\$20 25	\$1,388 31	\$2,288 19	(\$899 88)
888-28794	01/17/2007	07/07/2008	52	NVIDIA CORP	\$12 29	\$23 32	\$638 87	\$1,212 80	(\$573 93)
888-28794	06/28/2007	07/03/2008	25	NORTHROP GRUMMAN CORP	\$66 12	\$77 49	\$1,653 06	\$1,937 14	(\$284 08)
888-28794	12/06/2006	07/02/2008	5	GENENTECH INC	\$78 15	\$82 99	\$390 75	\$414 96	(\$24 21)
888-28794	07/18/2006	07/02/2008	40	GENENTECH INC	\$78 15	\$78 17	\$3,125 97	\$3,126 64	(\$67)
Total							\$574,212.22	\$887,684.54	(\$313,472.32)

BERNSTEIN

Global Wealth Management

Capital Gains

Account: ASPIRANET (888-28794)
07/01/2008 - 06/30/2009

LT Cap Gains Distribution from Bernstein Funds

Account No.	Income Date	Description	Amount
888-28794	12/12/2008	BERNSTEIN EMERGING MARKETS PORTFOLIO LONG CAPITAL GAIN	\$3,320.70
888-28794	12/12/2008	BERNSTEIN INTERMEDIATE DURATION PORTFOLIO LONG CAPITAL GAIN	\$6,096.59
		Total	\$9,417.29

The information above reflects the total gains and losses of the accounts in your relationship and therefore may include nontaxable accounts. To simplify your tax planning process, we encourage you to customize this page with a Personalized Account Analysis that aligns with your tax obligations or contact your Bernstein Advisor. Please note that prior to 2008, long-term capital gains distributions from mutual funds can be found on the Income report. Please see your Year-End Tax Report for your official tax record. You should verify the accuracy of all calculations with your tax advisor.