See a Social Security Number? Say Something!
Report Privacy Problems to https://public.resource.org/privacy
Or call the IRS Identity Theft Hotline at 1-800-908-4490

P00091000 02/16/2010 11:42 AM Pg 6

Form **990**

Department of the Treasury
Internal Revenue Service

Return of Organization Exempt From Income Tax

Under section 501(c), 527, or 4947(a)(1) of the Internal Revenue Code (except black lung benefit trust or private foundation)

▶ The organization may have to use a copy of this return to satisfy state reporting requirements.

OMB No. 1545-0047

2008

A For the 2008 calendar year, or tax year beginning 7/01/08, and ending 6/30/09

B Check if applicable: ☐ Address change ☐ Name change ☐ Initial return ☐ Termination ☐ Amended return ☐ Application pending

Please use IRS label or print or type. See Specific Instructions.

C Name of organization: CHRISTINE CARLETON CHARITABLE TRUST

Doing Business As

Number and street (or P O box if mail is not delivered to street address): JP MORGAN SVCS INC, PO BOX 6089 — Room/suite

City or town, state or country, and ZIP + 4: NEWARK DE 19714-6089

D Employer identification number: 13-6843024

E Telephone number: 212-464-2337

G Gross receipts $ 8,535,866

F Name and address of principal officer:
J.P. MORGAN CHASE BANK, N.A.
C/O JP MORGAN SERVICES, PO BOX 6089
NEWARK DE 19714-6089

H(a) Is this a group return for affiliates? ☐ Yes ☒ No

H(b) Are all affiliates included? ☐ Yes ☐ No

If "No," attach a list. (see instructions)

I Tax-exempt status: ☒ 501(c) (3) ◀ (insert no.) ☐ 4947(a)(1) or ☐ 527

J Website: ▶ N/A

H(c) Group exemption number ▶

K Type of organization: ☐ Corporation ☒ Trust ☐ Association ☐ Other ▶

L Year of formation: 1981

M State of legal domicile: NY

Summary

1 Briefly describe the organization's mission or most significant activities:
FOR THE CONTINUING MAINTENANCE OF THE ROBERT A CARLETON STRENGTH OF MATERIALS LABORATORY COLUMBIA UNIVERSITY

2 Check this box ▶ ☐ if the organization discontinued its operations or disposed of more than 25% of its assets.

3	Number of voting members of the governing body (Part VI, line 1a)	3	1
4	Number of independent voting members of the governing body (Part VI, line 1b)	4	0
5	Total number of employees (Part V, line 2a)	5	0
6	Total number of volunteers (estimate if necessary)	6	0
7a	Total gross unrelated business revenue from Part VIII, line 12, column (C)	7a	
b	Net unrelated business taxable income from Form 990-T, line 34	7b	0

		Prior Year	Current Year
Revenue	8 Contributions and grants (Part VIII, line 1h)		
	9 Program service revenue (Part VIII, line 2g)		
	10 Investment income (Part VIII, column (A), lines 3, 4, and 7d)	2,676,305	-1,334,094
	11 Other revenue (Part VIII, column (A), lines 5, 6d, 8c, 9c, 10c, and 11e)		
	12 Total revenue—add lines 8 through 11 (must equal Part VIII, column (A), line 12)	2,676,305	-1,334,094
Expenses	13 Grants and similar amounts paid (Part IX, column (A), lines 1-3)	735,561	519,514
	14 Benefits paid to or for members (Part IX, column (A), line 4)		
	15 Salaries, other compensation, employee benefits (Part IX, column (A), lines 5–10)		153,918
	16a Professional fundraising fees (Part IX, column (A), line 11e)		
	b Total fundraising expenses (Part IX, column (D), line 25)		
	17 Other expenses (Part IX, column (A), lines 11a-11d, 11f-24f)	177,820	4,152
	18 Total expenses. Add lines 13-17 (must equal Part IX, column (A), line 25)	913,381	677,584
	19 Revenue less expenses. Subtract line 18 from line 12	1,762,924	-2,011,678
		Beginning of Year	End of Year
Net Assets or Fund Balances	20 Total assets (Part X, line 16)	19,085,976	17,074,298
	21 Total liabilities (Part X, line 26)		
	22 Net assets or fund balances. Subtract line 21 from line 20	19,085,976	17,074,298

RECEIVED FEB 2 3 2010 OGDEN, UT IRS-OSC

ENVELOPE POSTMARK DATE FEB 16 2010

SCANNED MAR 1 2 2010

Part II Signature Block

Under penalties of perjury, I declare that I have examined this return, including accompanying schedules and statements, and to the best of my knowledge and belief, it is true, correct, and complete. Declaration of preparer (other than officer) is based on all information of which preparer has any knowledge

Sign Here

▶ Maria Kaiser VP — 2/15/10

Signature of officer — Date

▶ MARIA KAISER VP

Type or print name and title

Paid Preparer's Use Only

Preparer's signature ▶ Brenda Sly — Date 2/15/10 — Check if self-employed ▶ ☐ — Preparer's identifying number (see instructions) P00480285

Firm's name (or yours if self-employed), address, and ZIP + 4 ▶ J. P. MORGAN SERVICES INC. P. O. BOX 6089 NEWARK, DE 19714-6089

EIN ▶ 22-2189421

Phone no ▶ 302-634-2931

May the IRS discuss this return with the preparer shown above? (see instructions) ☒ Yes ☐ No

DAA For Privacy Act and Paperwork Reduction Act Notice, see the separate instructions.

Form 990 (2008)

016 12 NE

Part III Statement of Program Service Accomplishments (see instructions)

1 Briefly describe the organization's mission

FOR THE CONTINUING MAINTENANCE OF THE ROBERT A CARLETON STRENGTH OF MATERIALS LABORATORY COLUMBIA UNIVERSITY

2 Did the organization undertake any significant program services during the year which were not listed on the prior Form 990 or 990-EZ? ☐ Yes ☒ No
If "Yes," describe these new services on Schedule O

3 Did the organization cease conducting, or make significant changes in how it conducts, any program services? ☐ Yes ☒ No
If "Yes," describe these changes on Schedule O

4 Describe the exempt purpose achievements for each of the organization's three largest program services by expenses Section 501(c)(3) and 501(c)(4) organizations and section 4947(a)(1) trusts are required to report the amount of grants and allocations to others, the total expenses, and revenue, if any, for each program service reported

4a (Code) (Expenses $ 519,514 including grants of $ 519,514) (Revenue $)
FOR THE CONTINUNING MAINTENANCE OF THE ROBERT A CARLETON STRENGTH OF MATERIALS LABORATORY COLUMBIA UNIVERSITY.

4b (Code) (Expenses $ including grants of $) (Revenue $)

4c (Code) (Expenses $ including grants of $) (Revenue $)

4d Other program services (Describe in Schedule O)
(Expenses $ including grants of $) (Revenue $)

4e **Total program service expenses** ▶ $ 519,514 (Must equal Part IX, Line 25, column (B))

Part IV Checklist of Required Schedules

			Yes	No
1	Is the organization described in section 501(c)(3) or 4947(a)(1) (other than a private foundation)? If "Yes," complete Schedule A	1	X	
2	Is the organization required to complete Schedule B, Schedule of Contributors?	2		X
3	Did the organization engage in direct or indirect political campaign activities on behalf of or in opposition to candidates for public office? If "Yes," complete Schedule C, Part I	3		X
4	**Section 501(c)(3) organizations.** Did the organization engage in lobbying activities? If "Yes," complete Schedule C, Part II	4		X
5	**Section 501(c)(4), 501(c)(5), and 501(c)(6) organizations.** Is the organization subject to the section 6033(e) notice and reporting requirement and proxy tax? If "Yes," complete Schedule C, Part III	5		
6	Did the organization maintain any donor advised funds or any accounts where donors have the right to provide advice on the distribution or investment of amounts in such funds or accounts? If "Yes," complete Schedule D, Part I	6		X
7	Did the organization receive or hold a conservation easement, including easements to preserve open space, the environment, historic land areas, or historic structures? If "Yes," complete Schedule D, Part II	7		X
8	Did the organization maintain collections of works of art, historical treasures, or other similar assets? If "Yes," complete Schedule D, Part III	8		X
9	Did the organization report an amount in Part X, line 21, serve as a custodian for amounts not listed in Part X, or provide credit counseling, debt management, credit repair, or debt negotiation services? If "Yes," complete Schedule D, Part IV	9		X
10	Did the organization hold assets in term, permanent, or quasi-endowments? If "Yes," complete Schedule D, Part V	10		X
11	Did the organization report an amount in Part X, lines 10, 12, 13, 15, or 25? If "Yes," complete Schedule D, Parts VI, VII, VIII, IX, or X as applicable	11		X
12	Did the organization receive an audited financial statement for the year for which it is completing this return that was prepared in accordance with GAAP? If "Yes," complete Schedule D, Parts XI, XII, and XIII	12		X
13	Is the organization a school described in section 170(b)(1)(A)(ii)? If "Yes," complete Schedule E	13		X
14a	Did the organization maintain an office, employees, or agents outside of the U S ?	14a		X
b	Did the organization have aggregate revenues or expenses of more than $10,000 from grantmaking, fundraising, business, and program service activities outside the U S ? If "Yes," complete Schedule F, Part I	14b		X
15	Did the organization report on Part IX, column (A), line 3, more than $5,000 of grants or assistance to any organization or entity located outside the United States? If "Yes," complete Schedule F, Part II	15		X
16	Did the organization report on Part IX, column (A), line 3, more than $5,000 of aggregate grants or assistance to individuals located outside the United States? If "Yes," complete Schedule F, Part III	16		X
17	Did the organization report more than $15,000 on Part IX, column (A), line 11e? If "Yes," complete Schedule G, Part I	17		X
18	Did the organization report more than $15,000 total on Part VIII, lines 1c and 8a? If "Yes," complete Schedule G, Part II	18		X
19	Did the organization report more than $15,000 on Part VIII, line 9a? If "Yes," complete Schedule G, Part III	19		X
20	Did the organization operate one or more hospitals? If "Yes," complete Schedule H	20		X
21	Did the organization report more than $5,000 on Part IX, column (A), line 1? If "Yes," complete Schedule I, Parts I and II	21	X	
22	Did the organization report more than $5,000 on Part IX, column (A), line 2? If "Yes," complete Schedule I, Parts I and III	22		X
23	Did the organization answer "Yes" to Part VII, Section A, questions 3, 4, or 5? If "Yes," complete Schedule J	23		X
24a	Did the organization have a tax-exempt bond issue with an outstanding principal amount of more than $100,000 as of the last day of the year, that was issued after December 31, 2002? If "Yes," answer questions 24b–24d and complete Schedule K If "No," go to question 25	24a		X
b	Did the organization invest any proceeds of tax-exempt bonds beyond a temporary period exception?	24b		
c	Did the organization maintain an escrow account other than a refunding escrow at any time during the year to defease any tax-exempt bonds?	24c		
d	Did the organization act as an "on behalf of" issuer for bonds outstanding at any time during the year?	24d		
25a	**Section 501(c)(3) and 501(c)(4) organizations.** Did the organization engage in an excess benefit transaction with a disqualified person during the year? If "Yes," complete Schedule L, Part I	25a		X
b	Did the organization become aware that it had engaged in an excess benefit transaction with a disqualified person from a prior year? If "Yes," complete Schedule L, Part I	25b		X
26	Was a loan to or by a current or former officer, director, trustee, key employee, highly compensated employee, or disqualified person outstanding as of the end of the organization's tax year? If "Yes," complete Schedule L, Part II	26		X
27	Did the organization provide a grant or other assistance to an officer, director, trustee, key employee, or substantial contributor, or to a person related to such an individual? If "Yes," complete Schedule L, Part III	27		X

Part IV Checklist of Required Schedules (continued)

			Yes	No
28	During the tax year, did any person who is a current or former officer, director, trustee, or key employee			
a	Have a direct business relationship with the organization (other than as an officer, director, trustee, or employee), or an indirect business relationship through ownership of more than 35% in another entity (individually or collectively with other person(s) listed in Part VII, Section A)? If "Yes," complete Schedule L, Part IV	28a		X
b	Have a family member who had a direct or indirect business relationship with the organization? If "Yes," complete Schedule L, Part IV	28b		X
c	Serve as an officer, director, trustee, key employee, partner, or member of an entity (or a shareholder of a professional corporation) doing business with the organization? If "Yes," complete Schedule L, Part IV	28c		X
29	Did the organization receive more than $25,000 in non-cash contributions? If "Yes," complete Schedule M	29		X
30	Did the organization receive contributions of art, historical treasures, or other similar assets, or qualified conservation contributions? If "Yes," complete Schedule M	30		X
31	Did the organization liquidate, terminate, or dissolve and cease operations? If "Yes," complete Schedule N, Part I	31		X
32	Did the organization sell, exchange, dispose of, or transfer more than 25% of its net assets? If "Yes," complete Schedule N, Part II	32		X
33	Did the organization own 100% of an entity disregarded as separate from the organization under Regulations sections 301 7701-2 and 301 7701-3? If "Yes," complete Schedule R, Part I	33		X
34	Was the organization related to any tax-exempt or taxable entity? If "Yes," complete Schedule R, Parts II, III, IV, and V, line 1	34		X
35	Is any related organization a controlled entity within the meaning of section 512(b)(13)? If "Yes," complete Schedule R, Part V, line 2	35		X
36	**Section 501(c)(3) organizations.** Did the organization make any transfers to an exempt non-charitable related organization? If "Yes," complete Schedule R, Part V, line 2	36		X
37	Did the organization conduct more than 5% of its activities through an entity that is not a related organization and that is treated as a partnership for federal income tax purposes? If "Yes," complete Schedule R, Part VI	37		X

Part V Statements Regarding Other IRS Filings and Tax Compliance

				Yes	No
1a	Enter the number reported in Box 3 of Form 1096, Annual Summary and Transmittal of U S Information Returns Enter -0- if not applicable	1a	0		
b	Enter the number of Forms W-2G included in line 1a Enter -0- if not applicable	1b	0		
c	Did the organization comply with backup withholding rules for reportable payments to vendors and reportable gaming (gambling) winnings to prize winners?		1c		X
2a	Enter the number of employees reported on Form W-3, Transmittal of Wage and Tax Statements, filed for the calendar year ending with or within the year covered by this return	2a	0		
b	If at least one is reported on line 2a, did the organization file all required federal employment tax returns?		2b		
	Note. If the sum of lines 1a and 2a is greater than 250, you may be required to e-file this return (see instructions)				
3a	Did the organization have unrelated business gross income of $1,000 or more during the year covered by this return?		3a		X
b	If "Yes," has it filed a Form 990-T for this year? If "No," provide an explanation in Schedule O		3b		
4a	At any time during the calendar year, did the organization have an interest in, or a signature or other authority over, a financial account in a foreign country (such as a bank account, securities account, or other financial account)?		4a		X
b	If "Yes," enter the name of the foreign country ▶ See the instructions for exceptions and filing requirements for Form TD F 90-22 1, Report of Foreign Bank and Financial Accounts		5a		X
5a	Was the organization a party to a prohibited tax shelter transaction at any time during the tax year?		5b		X
b	Did any taxable party notify the organization that it was or is a party to a prohibited tax shelter transaction?		5c		
c	If "Yes," to question 5a or 5b, did the organization file Form 8886-T, Disclosure by Tax-Exempt Entity Regarding Prohibited Tax Shelter Transaction?		6a		X
6a	Did the organization solicit any contributions that were not tax deductible?		6b		
b	If "Yes," did the organization include with every solicitation an express statement that such contributions or gifts were not tax deductible?				
7	**Organizations that may receive deductible contributions under section 170(c).**				
a	Did the organization provide goods or services in exchange for any quid pro quo contribution of more than $75?		7a		X
b	If "Yes," did the organization notify the donor of the value of the goods or services provided?		7b		
c	Did the organization sell, exchange, or otherwise dispose of tangible personal property for which it was required to file Form 8282?		7c		X
d	If "Yes," indicate the number of Forms 8282 filed during the year	7d			
e	Did the organization, during the year, receive any funds, directly or indirectly, to pay premiums on a personal benefit contract?		7e		X
f	Did the organization, during the year, pay premiums, directly or indirectly, on a personal benefit contract?		7f		X
g	For all contributions of qualified intellectual property, did the organization file Form 8899 as required?		7g		X
h	For contributions of cars, boats, airplanes, and other vehicles, did the organization file a Form 1098-C as required?		7h		X
8	**Section 501(c)(3) and other sponsoring organizations maintaining donor advised funds and section 509(a)(3) supporting organizations.** Did the supporting organization, or a fund maintained by a sponsoring organization, have excess business holdings at any time during the year?		8		X
9	**Section 501(c)(3) and other sponsoring organizations maintaining donor advised funds.**				
a	Did the organization make any taxable distributions under section 4966?		9a		X
b	Did the organization make a distribution to a donor, donor advisor, or related person?		9b		X
10	**Section 501(c)(7) organizations.** Enter				
a	Initiation fees and capital contributions included on Part VIII, line 12	10a			
b	Gross receipts, included on Form 990, Part VIII, line 12, for public use of club facilities	10b			
11	**Section 501(c)(12) organizations.** Enter				
a	Gross income from members or shareholders	11a			
b	Gross income from other sources (Do not net amounts due or paid to other sources against amounts due or received from them)	11b			
12a	**Section 4947(a)(1) non-exempt charitable trusts.** Is the organization filing Form 990 in lieu of Form 1041?		12a		X
b	If "Yes," enter the amount of tax-exempt interest received or accrued during the year	12b			

Part VI Governance, Management, and Disclosure (Sections A, B, and C request information about policies not required by the Internal Revenue Code.)

Section A. Governing Body and Management

			Yes	No
	For each "Yes" response to lines 2–7b below, and for a "No" response to lines 8 or 9b below, describe the circumstances, processes, or changes in Schedule O See instructions			
1a	Enter the number of voting members of the governing body	1a 2		
b	Enter the number of voting members that are independent	1b 0		
2	Did any officer, director, trustee, or key employee have a family relationship or a business relationship with any other officer, director, trustee, or key employee?	2		X
3	Did the organization delegate control over management duties customarily performed by or under the direct supervision of officers, directors or trustees, or key employees to a management company or other person?	3		X
4	Did the organization make any significant changes to its organizational documents since the prior Form 990 was filed?	4		X
5	Did the organization become aware during the year of a material diversion of the organization's assets?	5		X
6	Does the organization have members or stockholders?	6		X
7a	Does the organization have members, stockholders, or other persons who may elect one or more members of the governing body?	7a		X
b	Are any decisions of the governing body subject to approval by members, stockholders, or other persons?	7b		X
8	Did the organization contemporaneously document the meetings held or written actions undertaken during the year by the following			
a	The governing body?	8a	X	
b	Each committee with authority to act on behalf of the governing body?	8b	X	
9a	Does the organization have local chapters, branches, or affiliates?	9a		X
b	If "Yes," does the organization have written policies and procedures governing the activities of such chapters, affiliates, and branches to ensure their operations are consistent with those of the organization?	9b		
10	Was a copy of the Form 990 provided to the organization's governing body before it was filed? All organizations must describe in Schedule O the process, if any, the organization uses to review the Form 990	10	X	
11	Is there any officer, director or trustee, or key employee listed in Part VII, Section A, who cannot be reached at the organization's mailing address? If "Yes," provide the names and addresses in Schedule O	11		X

Section B. Policies

			Yes	No
12a	Does the organization have a written conflict of interest policy? If "No," go to line 13	12a		X
b	Are officers, directors or trustees, and key employees required to disclose annually interests that could give rise to conflicts?	12b		
c	Does the organization regularly and consistently monitor and enforce compliance with the policy? If "Yes," describe in Schedule O how this is done	12c		
13	Does the organization have a written whistleblower policy?	13		X
14	Does the organization have a written document retention and destruction policy?	14		X
15	Did the process for determining compensation of the following persons include a review and approval by independent persons, comparability data, and contemporaneous substantiation of the deliberation and decision			
a	The organization's CEO, Executive Director, or top management official?	15a		X
b	Other officers or key employees of the organization? Describe the process in Schedule O (see instructions)	15b		X
16a	Did the organization invest in, contribute assets to, or participate in a joint venture or similar arrangement with a taxable entity during the year?	16a		X
b	If "Yes," has the organization adopted a written policy or procedure requiring the organization to evaluate its participation in joint venture arrangements under applicable federal tax law, and taken steps to safeguard the organization's exempt status with respect to such arrangements?	16b		

Section C. Disclosure

17 List the states with which a copy of this Form 990 is required to be filed ▶ NY

18 Section 6104 requires an organization to make its Form 1023 (or 1024 if applicable), 990, and 990-T (501(c)(3)s only) available for public inspection Indicate how you make these available Check all that apply

☐ Own website ☐ Another's website ☒ Upon request

19 Describe in Schedule O whether (and if so, how), the organization makes its governing documents, conflict of interest policy, and financial statements available to the public

20 State the name, physical address, and telephone number of the person who possesses the books and records of the organization ▶ JPMORGAN SERVICES INC. PO BOX 6089 NEWARK DE 19714-6089 302-634-2931

Part VII Compensation of Officers, Directors, Trustees, Key Employees, Highest Compensated Employees, and Independent Contractors

Section A. Officers, Directors, Trustees, Key Employees, and Highest Compensated Employees

1a Complete this table for all persons required to be listed Use Schedule J-2 if additional space is needed

- List all of the organization's **current** officers, directors, trustees (whether individuals or organizations), regardless of amount of compensation, and **current** key employees Enter -0- in columns (D), (E), and (F) if no compensation was paid
- List the organization's five **current** highest compensated employees (other than an officer, director, trustee, or key employee) who received reportable compensation (Box 5 of Form W-2 and/or Box 7 of Form 1099-MISC) of more than $100,000 from the organization and any related organizations
- List all of the organization's **former** officers, key employees, and highest compensated employees who received more than $100,000 of reportable compensation from the organization and any related organizations
- List all of the organization's **former directors or trustees** that received, in the capacity as a former director or trustee of the organization, more than $10,000 of reportable compensation from the organization and any related organizations

List persons in the following order individual trustees or directors, institutional trustees, officers, key employees, highest compensated employees, and former such persons

☐ Check this box if the organization did not compensate any officer, director, trustee, or key employee

(A) Name and Title	(B) Average hours per week	(C) Position (check all that apply)						(D) Reportable compensation from the organization (W-2/1099-MISC)	(E) Reportable compensation from related organizations (W-2/1099-MISC)	(F) Estimated amount of other compensation from the organization and related organizations
		Individual trustee or director	Institutional trustee	Officer	Key employee	Highest compensated employee	Former			
JAMES MCGARRY ESQ TRUSTEE	15	X						37,531	0	0
JPMORGAN CHASE BANK TRUSTEE	15		X					116,387	0	0

Part VII Section A. Officers, Directors, Trustees, Key Employees, and Highest Compensated Employees (continued)

(A) Name and title	(B) Average hours per week	(C) Position (check all that apply)						(D) Reportable compensation from the organization (W-2/1099-MISC)	(E) Reportable compensation from related organizations (W-2/1099-MISC)	(F) Estimated amount of other compensation from the organization and related organizations
		Individual trustee or director	Institutional trustee	Officer	Key employee	Highest compensated employee	Former			
1b Total ▶								153,918		

2 Total number of individuals (including those in 1a) who received more than $100,000 in reportable compensation from the organization ▶ 1

		Yes	No
3	Did the organization list any **former** officer, director or trustee, key employee, or highest compensated employee on line 1a? If "Yes," complete Schedule J for such individual		X
4	For any individual listed on line 1a, is the sum of reportable compensation and other compensation from the organization and related organizations greater than $150,000? If "Yes," complete Schedule J for such individual		X
5	Did any person listed on line 1a receive or accrue compensation from any unrelated organization for services rendered to the organization? If "Yes," complete Schedule J for such person		X

Section B. Independent Contractors

1 Complete this table for your five highest compensated independent contractors that received more than $100,000 of compensation from the organization

(A) Name and business address	(B) Description of services	(C) Compensation

2 Total number of independent contractors (including those in 1) who received more than $100,000 in compensation from the organization ▶ 0

Part VIII Statement of Revenue

			(A) Total revenue	(B) Related or exempt function revenue	(C) Unrelated business revenue	(D) Revenue excluded from tax under sections 512, 513, or 514
Contributions, gifts, grants and other similar amounts	1a Federated campaigns	1a				
	b Membership dues	1b				
	c Fundraising events	1c				
	d Related organizations	1d				
	e Government grants (contributions)	1e				
	f All other contributions, gifts, grants, and similar amounts not included above	1f				
	g Noncash contributions included in lines 1a-1f $					
	h **Total.** Add lines 1a–1f ▶					
Program Service Revenue		Busn. Code				
	2a					
	b					
	c					
	d					
	e					
	f All other program service revenue					
	g **Total.** Add lines 2a–2f ▶					
Other Revenue	3 Investment income (including dividends, interest, and other similar amounts) ▶		589,870			589,870
	4 Income from investment of tax-exempt bond proceeds ▶					
	5 Royalties ▶					
		(i) Real	(ii) Personal			
	6a Gross Rents					
	b Less rental exps					
	c Rental inc or (loss)					
	d Net rental income or (loss) ▶					
	7a Gross amount from sales of assets other than inventory	(i) Securities 7,861,999	(ii) Other 83,997			
	b Less cost or other basis & sales exps	9,869,960				
	c Gain or (loss)	-2,007,961	83,997			
	d Net gain or (loss) ▶		-1,923,964			-1,923,964
	8a Gross income from fundraising events (not including $ of contributions reported on line 1c) See Part IV, line 18 a					
	b Less direct expenses b					
	c Net income or (loss) from fundraising events ▶					
	9a Gross income from gaming activities See Part IV, line 19 a					
	b Less direct expenses b					
	c Net income or (loss) from gaming activities ▶					
	10a Gross sales of inventory, less returns and allowances a					
	b Less cost of goods sold b					
	c Net income or (loss) from sales of inventory ▶					
	Miscellaneous Revenue	Busn. Code				
	11a					
	b					
	c					
	d All other revenue					
	e **Total.** Add lines 11a–11d ▶					
	12 **Total Revenue.** Add lines 1h, 2g, 3, 4, 5, 6d, 7d, 8c, 9c, 10c, and 11e ▶		-1,334,094	0	0	-1,334,094

Part IX Statement of Functional Expenses

Section 501(c)(3) and 501(c)(4) organizations must complete all columns.
All other organizations must complete column (A) but are not required to complete columns (B), (C), and (D).

Do not include amounts reported on lines 6b, 7b, 8b, 9b, and 10b of Part VIII.	(A) Total expenses	(B) Program service expenses	(C) Management and general expenses	(D) Fundraising expenses
1 Grants and other assistance to governments and organizations in the U S See Part IV, line 21	519,514	519,514		
2 Grants and other assistance to individuals in the U S See Part IV, line 22				
3 Grants and other assistance to governments, organizations, and individuals outside the U S See Part IV, lines 15 and 16				
4 Benefits paid to or for members				
5 Compensation of current officers, directors, trustees, and key employees	153,918		153,918	
6 Compensation not included above, to disqualified persons (as defined under section 4958(f)(1)) and persons described in section 4958(c)(3)(B)				
7 Other salaries and wages				
8 Pension plan contributions (include section 401(k) and section 403(b) employer contributions)				
9 Other employee benefits				
10 Payroll taxes				
11 Fees for services (non-employees)				
a Management				
b Legal				
c Accounting				
d Lobbying				
e Professional fundraising services See Part IV, line 17				
f Investment management fees				
g Other				
12 Advertising and promotion				
13 Office expenses				
14 Information technology				
15 Royalties				
16 Occupancy				
17 Travel				
18 Payments of travel or entertainment expenses for any federal, state, or local public officials				
19 Conferences, conventions, and meetings				
20 Interest				
21 Payments to affiliates				
22 Depreciation, depletion, and amortization				
23 Insurance				
24 Other expenses Itemize expenses not covered above (Expenses grouped together and labeled miscellaneous may not exceed 5% of total expenses shown on line 25 below)				
a FOREIGN TAXES	4,144		4,144	
b NONALLOC EXP	8		8	
c				
d				
e				
f All other expenses				
25 Total functional expenses. Add lines 1 through 24f	677,584	519,514	158,070	
26 Joint Costs. Check here ▶ ☐ if following SOP 98-2 Complete this line only if the organization reported in column (B) joint costs from a combined educational campaign and fundraising solicitation				

Part X Balance Sheet

			(A) Beginning of year		(B) End of year
Assets	1	Cash—non-interest bearing	48,851	1	64,442
	2	Savings and temporary cash investments	3,553,115	2	3,049,752
	3	Pledges and grants receivable, net		3	
	4	Accounts receivable, net		4	
	5	Receivables from current and former officers, directors, trustees, key employees, or other related parties Complete Part II of Schedule L		5	
	6	Receivables from other disqualified persons (as defined under section 4958(f)(1)) and persons described in section 4958(c)(3)(B) Complete Part II of Schedule L		6	
	7	Notes and loans receivable, net		7	
	8	Inventories for sale or use		8	
	9	Prepaid expenses and deferred charges		9	
	10a	Land, buildings, and equipment cost basis 10a			
	b	Less accumulated depreciation Complete Part VI of Schedule D 10b		10c	
	11	Investments—publicly traded securities	15,484,010	11	13,960,104
	12	Investments—other securities See Part IV, line 11		12	
	13	Investments—program-related See Part IV, line 11		13	
	14	Intangible assets		14	
	15	Other assets See Part IV, line 11		15	
	16	**Total assets.** Add lines 1 through 15 (must equal line 34)	19,085,976	16	17,074,298
Liabilities	17	Accounts payable and accrued expenses		17	
	18	Grants payable		18	
	19	Deferred revenue		19	
	20	Tax-exempt bond liabilities		20	
	21	Escrow account liability Complete Part IV of Schedule D		21	
	22	Payables to current and former officers, directors, trustees, key employees, highest compensated employees, and disqualified persons Complete Part II of Schedule L		22	
	23	Secured mortgages and notes payable to unrelated third parties		23	
	24	Unsecured notes and loans payable		24	
	25	Other liabilities Complete Part X of Schedule D		25	
	26	**Total liabilities.** Add lines 17 through 25		26	
Net Assets or Fund Balances		**Organizations that follow SFAS 117, check here ▶ ☐ and complete lines 27 through 29, and lines 33 and 34.**			
	27	Unrestricted net assets		27	
	28	Temporarily restricted net assets		28	
	29	Permanently restricted net assets		29	
		Organizations that do not follow SFAS 117, check here ▶ ☒ and complete lines 30 through 34.			
	30	Capital stock or trust principal, or current funds	11,234,886	30	12,968,439
	31	Paid-in or capital surplus, or land, building, or equipment fund		31	
	32	Retained earnings, endowment, accumulated income, or other funds	7,851,091	32	4,105,859
	33	Total net assets or fund balances	19,085,977	33	17,074,298
	34	Total liabilities and net assets/fund balances	19,085,977	34	17,074,298

Part XI Financial Statements and Reporting

			Yes	No
1	Accounting method used to prepare the Form 990 ☒ Cash ☐ Accrual ☐ Other			
2a	Were the organization's financial statements compiled or reviewed by an independent accountant?	2a		X
b	Were the organization's financial statements audited by an independent accountant?	2b		X
c	If "Yes" to lines 2a or 2b, does the organization have a committee that assumes responsibility for oversight of the audit, review, or compilation of its financial statements and selection of an independent accountant?	2c		
3a	As a result of a federal award, was the organization required to undergo an audit or audits as set forth in the Single Audit Act and OMB Circular A-133?	3a		X
b	If "Yes," did the organization undergo the required audit or audits?	3b		

SCHEDULE A (Form 990 or 990-EZ)

Department of the Treasury Internal Revenue Service

Public Charity Status and Public Support

To be completed by all section 501(c)(3) organizations and section 4947(a)(1) nonexempt charitable trusts.

▶ **Attach to Form 990 or Form 990-EZ.** ▶ **See separate instructions.**

OMB No 1545-0047

2008

Open to Public Inspection

Name of the organization

CHRISTINE CARLETON CHARITABLE TRUST

Employer identification number

13-6843024

Part I Reason for Public Charity Status (All organizations must complete this part) (see instructions)

The organization is not a private foundation because it is (Please check only **one** organization)

1 ☐ A church, convention of churches, or association of churches described in **section 170(b)(1)(A)(i).**

2 ☐ A school described in **section 170(b)(1)(A)(ii).** (Attach Schedule E)

3 ☐ A hospital or a cooperative hospital service organization described in **section 170(b)(1)(A)(iii).** (Attach Schedule H)

4 ☐ A medical research organization operated in conjunction with a hospital described in **section 170(b)(1)(A)(iii).** Enter the hospital's name, city, and state

5 ☐ An organization operated for the benefit of a college or university owned or operated by a governmental unit described in **section 170(b)(1)(A)(iv).** (Complete Part II)

6 ☐ A federal, state, or local government or governmental unit described in **section 170(b)(1)(A)(v).**

7 ☐ An organization that normally receives a substantial part of its support from a governmental unit or from the general public described in **section 170(b)(1)(A)(vi).** (Complete Part II)

8 ☐ A community trust described in **section 170(b)(1)(A)(vi).** (Complete Part II)

9 ☐ An organization that normally receives (1) more than 33 1/3 % of its support from contributions, membership fees, and gross receipts from activities related to its exempt functions—subject to certain exceptions, and (2) no more than 33 1/3 % of its support from gross investment income and unrelated business taxable income (less section 511 tax) from businesses acquired by the organization after June 30, 1975 See **section 509(a)(2).** (Complete Part III)

10 ☐ An organization organized and operated exclusively to test for public safety See **section 509(a)(4).** (see instructions)

11 ☒ An organization organized and operated exclusively for the benefit of, to perform the functions of, or to carry out the purposes of one or more publicly supported organizations described in section 509(a)(1) or section 509(a)(2) See **section 509(a)(3).** Check the box that describes the type of supporting organization and complete lines 11e through 11h

a ☐ Type I b ☐ Type II c ☐ Type III–Functionally Integrated d ☒ Type III–Other

e ☒ By checking this box, I certify that the organization is not controlled directly or indirectly by one or more disqualified persons other than foundation managers and other than one or more publicly supported organizations described in section 509(a)(1) or section 509(a)(2)

f If the organization received a written determination from the IRS that it is a Type I, Type II, or Type III supporting organization, check this box ☐

g Since August 17, 2006, has the organization accepted any gift or contribution from any of the following persons?

(i) A person who directly or indirectly controls, either alone or together with persons described in (ii) and (iii) below, the governing body of the supported organization?

(ii) A family member of a person described in (i) above?

(iii) A 35% controlled entity of a person described in (i) or (ii) above?

	Yes	No
11g(i)		X
11g(ii)		X
11g(iii)		X

h Provide the following information about the organizations the organization supports

(i) Name of supported organization	(ii) EIN	(iii) Type of organization (described on lines 1–9 above or IRC section (see instructions))	(iv) Is the organization in col (i) listed in your governing document?		(v) Did you notify the organization in col (i) of your support?		(vi) Is the organization in col (i) organized in the U S ?		(vii) Amount of support
			Yes	No	Yes	No	Yes	No	
COLUMBIA UNIVERSITY	13-5598093	2	X		X		X		519,514
Total									519,514

Part II. Support Schedule for Organizations Described in Sections 170(b)(1)(A)(iv) and 170(b)(1)(A)(vi)
(Complete only if you checked the box on line 5, 7, or 8 of Part I.)

Section A. Public Support

Calendar year (or fiscal year beginning in) ▶	(a) 2004	(b) 2005	(c) 2006	(d) 2007	(e) 2008	(f) Total
1 Gifts, grants, contributions, and membership fees received (Do not include any "unusual grants ")						
2 Tax revenues levied for the organization's benefit and either paid to or expended on its behalf						
3 The value of services or facilities furnished by a governmental unit to the organization without charge						
4 **Total.** Add lines 1-3						
5 The portion of total contributions by each person (other than a governmental unit or publicly supported organization) included on line 1 that exceeds 2% of the amount shown on line 11, column (f)						
6 **Public support.** Subtract line 5 from line 4						

Section B. Total Support

Calendar year (or fiscal year beginning in) ▶	(a) 2004	(b) 2005	(c) 2006	(d) 2007	(e) 2008	(f) Total
7 Amounts from line 4						
8 Gross income from interest, dividends, payments received on securities loans, rents, royalties and income from similar sources						
9 Net income from unrelated business activities, whether or not the business is regularly carried on						
10 Other income Do not include gain or loss from the sale of capital assets (Explain in Part IV)						
11 **Total support.** Add lines 7 through 10						

12 Gross receipts from related activities, etc (see instructions) 12

13 **First five years.** If the Form 990 is for the organization's first, second, third, fourth, or fifth tax year as a section 501(c)(3) organization, check this box and **stop here** ▶ ☐

Section C. Computation of Public Support Percentage

14	Public support percentage for 2008 (line 6, column (f) divided by line 11, column (f))	14	%
15	Public support percentage from 2007 Schedule A, Part IV-A, line 26f	15	%

16a **33 1/3 % support test—2008.** If the organization did not check the box on line 13, and line 14 is 33 1/3 % or more, check this box and **stop here.** The organization qualifies as a publicly supported organization ▶ ☐

b **33 1/3 % support test—2007.** If the organization did not check a box on line 13 or 16a, and line 15 is 33 1/3 % or more, check this box and **stop here.** The organization qualifies as a publicly supported organization ▶ ☐

17a **10%-facts-and-circumstances test—2008.** If the organization did not check a box on line 13, 16a, or 16b, and line 14 is 10% or more, and if the organization meets the "facts-and-circumstances" test, check this box and **stop here.** Explain in Part IV how the organization meets the "facts-and-circumstances" test The organization qualifies as a publicly supported organization ▶ ☐

b **10%-facts-and-circumstances test—2007.** If the organization did not check a box on line 13, 16a, 16b, or 17a, and line 15 is 10% or more, and if the organization meets the "facts-and-circumstances" test, check this box and **stop here.** Explain in Part IV how the organization meets the "facts-and-circumstances" test The organization qualifies as a publicly supported organization ▶ ☐

18 **Private foundation.** If the organization did not check a box on line 13, 16a, 16b, 17a, or 17b, check this box and see instructions ▶ ☐

Part III Support Schedule for Organizations Described in Section 509(a)(2)
(Complete only if you checked the box on line 9 of Part I.)

Section A. Public Support

Calendar year (or fiscal year beginning in) ▶	(a) 2004	(b) 2005	(c) 2006	(d) 2007	(e) 2008	(f) Total
1 Gifts, grants, contributions, and membership fees received (Do not include any "unusual grants.")						
2 Gross receipts from admissions, merchandise sold or services performed, or facilities furnished in any activity that is related to the organization's tax-exempt purpose						
3 Gross receipts from activities that are not an unrelated trade or business under section 513						
4 Tax revenues levied for the organization's benefit and either paid to or expended on its behalf						
5 The value of services or facilities furnished by a governmental unit to the organization without charge						
6 **Total.** Add lines 1-5						
7a Amounts included on lines 1, 2, and 3 received from disqualified persons						
b Amounts included on lines 2 and 3 received from other than disqualified persons that exceed the greater of 1% of the total of lines 9, 10c, 11, and 12 for the year or $5,000						
c Add lines 7a and 7b						
8 **Public support** (Subtract line 7c from line 6)						

Section B. Total Support

Calendar year (or fiscal year beginning in) ▶	(a) 2004	(b) 2005	(c) 2006	(d) 2007	(e) 2008	(f) Total
9 Amounts from line 6						
10a Gross income from interest, dividends, payments received on securities loans, rents, royalties and income from similar sources						
b Unrelated business taxable income (less section 511 taxes) from businesses acquired after June 30, 1975						
c Add lines 10a and 10b						
11 Net income from unrelated business activities not included in line 10b, whether or not the business is regularly carried on						
12 Other income Do not include gain or loss from the sale of capital assets (Explain in Part IV)						
13 **Total support.** (Add lines 9, 10c, 11, and 12)						

14 **First five years.** If the Form 990 is for the organization's first, second, third, fourth, or fifth tax year as a section 501(c)(3) organization, check this box and **stop here** ▶ ☐

Section C. Computation of Public Support Percentage

15	Public support percentage for 2008 (line 8, column (f) divided by line 13, column (f))	15	%
16	Public support percentage from 2007 Schedule A, Part IV-A, line 27g	16	%

Section D. Computation of Investment Income Percentage

17	Investment income percentage for **2008** (line 10c, column (f) divided by line 13, column (f))	17	%
18	Investment income percentage from **2007** Schedule A, Part IV-A, line 27h	18	%

19a **33 1/3 % support tests—2008.** If the organization did not check the box on line 14, and line 15 is more than 33 1/3 %, and line 17 is not more than 33 1/3 %, check this box and **stop here.** The organization qualifies as a publicly supported organization ▶ ☐

b **33 1/3 % support tests—2007.** If the organization did not check a box on line 14 or line 19a, and line 16 is more than 33 1/3%, and line 18 is not more than 33 1/3 %, check this box and **stop here.** The organization qualifies as a publicly supported organization ▶ ☐

20 **Private foundation.** If the organization did not check a box on line 14, 19a or 19b, check this box and see instructions ▶ ☐

Part IV **Supplemental Information.** Complete this part to provide the explanation required by Part II, line 10; Part II, line 17a or 17b; or Part III, line 12. Provide any other additional information. (see instructions)

SCHEDULE I (Form 990)

Department of the Treasury
Internal Revenue Service

Grants and Other Assistance to Organizations, Governments, and Individuals in the U.S.

▶ Complete if the organization answered "Yes," on Form 990, Part IV, lines 21 or 22.

▶ Attach to Form 990.

OMB No 1545-0047

2008

Open to Public Inspection

Name of the organization

CHRISTINE CARLETON CHARITABLE TRUST

Employer identification number

13-6843024

Part I General Information on Grants and Assistance

1 Does the organization maintain records to substantiate the amount of the grants or assistance, the grantees' eligibility for the grants or assistance, and the selection criteria used to award the grants or assistance? [X] Yes [ ] No

2 Describe in Part IV the organization's procedures for monitoring the use of grant funds in the United States

Part II Grants and Other Assistance to Governments and Organizations in the United States.

Complete if the organization answered "Yes" on Form 990, Part IV, line 21, for any recipient that received more than $5,000. Check this box if no one recipient received more than $5,000. Use Part IV and Schedule I-1 (Form 990) if additional space is needed ▶ [ ]

1 (a) Name and address of organization or government	(b) EIN	(c) IRC section if applicable	(d) Amount of cash grant	(e) Amount of non-cash assistance	(f) Method of valuation (book, FMV, appraisal, other)	(g) Description of non-cash assistance	(h) Purpose of grant or assistance
COLUMBIA UNIVERSITY 615 WEST 131ST NEW YORK NY 10027	13-5598093	3	519,514				GENERAL SUPPORT

2 Enter total number of section 501(c)(3) and government organizations ▶ 1

3 Enter total number of other organizations ▶ 0

Part III **Grants and Other Assistance to Individuals in the United States.** Complete if the organization answered "Yes" on Form 990, Part IV, line 22. Use Schedule I-1 (Form 990) if additional space is needed.

(a) Type of grant or assistance	(b) Number of recipients	(c) Amount of cash grant	(d) Amount of non-cash assistance	(e) Method of valuation (book, FMV, appraisal, other)	(f) Description of non-cash assistance

Part IV **Supplemental Information.** Complete this part to provide the information required in Part I, line 2, and any other additional information.

PART I, LINE 2 - PROCEDURES FOR MONITORING THE USE OF GRANT FUNDS

TRUST ACCOUNTING RECORDS ARE MAINTAINED IN A DEDICATED TRUST ACCOUNTING SYSTEM. REPORTS ARE REGULARLY OBTAINED FROM THIS SYSTEM. THE FIDUCIARY MANAGERS FOLLOW THE RULES AND REGULATIONS GOVERNING CONTINUITY AND MAINTENANCE OF EXEMPT STATUS WHILE ALSO CARRYING OUT THE INTENT OF THE GOVERNING DOCUMENTS. FIDUCIARY DUTIES INCLUDE ANNUAL TRUST REVIEWS, IDENTIFICATION OF CHARITABLE RECIPIENTS, AND DISTRIBUTIONS OF GRANT PAYMENTS FROM THE TRUST.

SCHEDULE O
(Form 990)

Department of the Treasury
Internal Revenue Service

Supplemental Information to Form 990

▶ Attach to Form 990. To be completed by organizations to provide additional information for responses to specific questions for the Form 990 or to provide any additional information.

OMB No 1545-0047

2008

Open to Public Inspection

Name of the organization

CHRISTINE CARLETON CHARITABLE TRUST

Employer identification number

13-6843024

FORM 990, PART VI, LINE 10 - ORGANIZATION'S PROCESS USED TO REVIEW FORM 990

THE TRUSTEES REVIEW ALL UNDERLYING MONETARY AND FACTUAL INFORMATIN BEFORE THE IRS FORM 990 IS FILED.

FORM 990, PART VI, LINE 19 - GOVERNING DOCUMENTS DISCLOSURE EXPLANATION

AS TRUSTEE, J.P. MORGAN CHASE BANK, N.A. MAINTAINS A CLOSE AND CONTINUOUS WORKING RELATIONSHIP WITH THE OFFICERS OF THE SUPPORTED ORGANIZATION(S). THE GOVERNING DOCUMENTS ARE NOT AVAILABLE TO THE GENERAL PUBLIC, BUT HAVE BEEN GIVEN AND ARE AVAILABLE TO ALL INTERESTED PARTIES SUCH AS BENEFICIARIES, TRUSTEES, ETC. J.P. MORGAN CHASE BANK, N.A. DOES NOT HAVE A PUBLIC CONFLICT OF INTEREST POLICY. HOWEVER, THE GOVERNING DOCUMENTS AND STATE LAW IMPOSE LIMITATIONS OF TRUSTEE POWERS THAT J.P. MORGAN CHASE BANK,N.A. STRICTLY FOLLOWS. FINANCIAL STATEMENTS ARE SENT TO EACH CHARITABLE BENEFICIARY FOR REVIEW AND COMMENT. COPIES OF THE TAX RETURNS ARE AVAILABLE TO THE PUBLIC THROUGH SEVERAL INTERNET WEBSITES.

Form **8868**
(Rev April 2009)
Department of the Treasury
Internal Revenue Service

Application for Extension of Time To File an Exempt Organization Return

▶ **File a separate application for each return.**

OMB No 1545-1709

- If you are filing for an **Automatic 3-Month Extension, complete only Part I** and check this box ▶ ☐
- If you are filing for an **Additional (Not Automatic) 3-Month Extension, complete only Part II** (on page 2 of this form)

Do not complete Part II unless you have already been granted an automatic 3-month extension on a previously filed Form 8868

Part I Automatic 3-Month Extension of Time. Only submit original (no copies needed).

A corporation required to file Form 990-T and requesting an automatic 6-month extension—check this box and complete Part I only ▶ ☐

All other corporations (including 1120-C filers), partnerships, REMICs, and trusts must use Form 7004 to request an extension of time to file income tax returns

Electronic Filing (e-file). Generally, you can electronically file Form 8868 if you want a 3-month automatic extension of time to file one of the returns noted below (6 months for a corporation required to file Form 990-T) However, you cannot file Form 8868 electronically if (1) you want the additional (not automatic) 3-month extension or (2) you file Forms 990-BL, 6069, or 8870, group returns, or a composite or consolidated Form 990-T Instead, you must submit the fully completed and signed page 2 (Part II) of Form 8868 For more details on the electronic filing of this form, visit www irs gov/efile and click on e-file for Charities & Nonprofits

Type or print File by the due date for filing your return See instructions	Name of Exempt Organization	Employer identification number
	CHRISTINE CARLETON CHARITABLE TRUST C/O JPMORGAN SERVICES, INC.	13-6843024
	Number, street, and room or suite no If a P O box, see instructions PO BOX 6089	
	City, town or post office, state, and ZIP code For a foreign address, see instructions NEWARK DE 19714-6089	

Check type of return to be filed (file a separate application for each return)

☒ Form 990	☐ Form 990-T (corporation)	☐ Form 4720
☐ Form 990-BL	☐ Form 990-T (sec 401(a) or 408(a) trust)	☐ Form 5227
☐ Form 990-EZ	☐ Form 990-T (trust other than above)	☐ Form 6069
☐ Form 990-PF	☐ Form 1041-A	☐ Form 8870

- The books are in the care of ▶ JPMORGAN SERVICES INC.

Telephone No ▶ 302-634-2931 FAX No ▶

- If the organization does not have an office or place of business in the United States, check this box ▶ ☐
- If this is for a Group Return, enter the organization's four digit Group Exemption Number (GEN) _____ If this is for the whole group, check this box ▶ ☐ If it is for part of the group, check this box ▶ ☐ and attach a list with the names and EINs of all members the extension will cover

1 I request an automatic 3-month (6 months for a corporation required to file Form 990-T) extension of time until 2/15/10 , to file the exempt organization return for the organization named above The extension is for the organization's return for

▶ ☐ calendar year or
▶ ☒ tax year beginning 7/01/08 , and ending 6/30/09

2 If this tax year is for less than 12 months, check reason ☐ Initial return ☐ Final return ☐ Change in accounting period

3a	If this application is for Form 990-BL, 990-PF, 990-T, 4720, or 6069, enter the tentative tax, less any nonrefundable credits See instructions	3a	$ -0-
b	If this application is for Form 990-PF or 990-T, enter any refundable credits and estimated tax payments made Include any prior year overpayment allowed as a credit	3b	$ -0-
c	**Balance Due.** Subtract line 3b from line 3a Include your payment with this form, or, if required, deposit with FTD coupon or, if required, by using EFTPS (Electronic Federal Tax Payment System) See instructions	3c	$ -0-

Caution. If you are going to make an electronic fund withdrawal with this Form 8868, see Form 8453-EO and Form 8879-EO for payment instructions

For Privacy Act and Paperwork Reduction Act Notice, see Instructions. Form **8868** (Rev 4-2009)

DAA

J.P.Morgan

Account Summary

PRINCIPAL

Asset Allocation	Beginning Market Value	Ending Market Value	Change In Value	Estimated Annual Income	Current Allocation
Equity	7,212,936 58	6,923,961 45	(288,975 13)	231,363 95	63%
Cash & Short Term	3,052,359 99	2,721,208 24	(331,151 75)	25,174 32	25%
Fixed Income	643,638 00	637,452 00	(6,186 00)	24,000 00	6%
Other Assets	0 00	618,800 00	618,800 00	27,790 00	6%
Market Value	**$10,908,934.57**	**$10,901,421.69**	**($7,512.88)**		**100%**

Asset Allocation

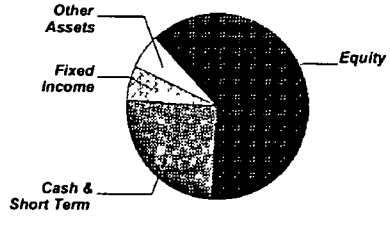

INCOME

Cash Position	Beginning Market Value	Ending Market Value	Change In Value
Cash Balance	60,735 00	54,222 01	(6,512 99)
Accruals	55,404 18	23,537 74	(31,866 44)
Market Value	**$116,139.18**	**$77,759.75**	**($38,379.43)**

J.P.Morgan

Account Summary CONTINUED

Portfolio Activity	PRINCIPAL Current Period Value	PRINCIPAL Year-to-Date Value	INCOME Current Period Value	INCOME Year-to-Date Value
Beginning Market Value	**10,908,934.57**	**18,457,664.05**	**60,735.00**	**48,851.09**
Additions		5,722 24	16,809 81	61,821 76
Withdrawals & Fees	(10,516 92)	(5,127,918 06)	(87,594 04)	(592,354 51)
Securities Transferred In		271 15	--	--
Net Additions/Withdrawals	**($10,516.92)**	**($5,121,924.67)**	**($70,784.23)**	**($530,532.75)**
Income	1,114.44	12,106 20	64,271 24	535,903 67
Change In Investment Value	1,889 60	(2,446,423 89)		
Ending Market Value	**$10,901,421.69**	**$10,901,421.69**	**$54,222.01**	**$54,222.01**
Accruals	--	--	23,537 74	23,537 74
Market Value with Accruals	**--**	**--**	**$77,759.75**	**$77,759.75**

Account Summary CONTINUED

Tax Summary	Current Period Value	Year-to-Date Value
Domestic Dividends/Distributions	31,094 20	283,201 63
Foreign Dividends	708 00	12,529 78
Interest Income	33,583 48	248,903 46
Ordinary Income		3,375 00
Taxable Income	**$65,385.68**	**$548,009.87**

	Current Period Value	Year-to-Date Value
LT Capital Gain Distributions		79,398 47
ST Realized Gain/Loss	(523 21)	(454,581 28)
LT Realized Gain/Loss	(34,466 07)	(1,548,257 14)
Realized Gain/Loss	**($34,989.28)**	**($1,923,439.95)**

	To-Date Value
Unrealized Gain/Loss	**($1,113,236.01)**

J.P.Morgan

CARLETON CHARITABLE TR ACCT P60991000
For the Period 6/1/09 to 6/30/09

Equity Summary

Asset Categories	Beginning Market Value	Ending Market Value	Change In Value	Current Allocation
US Large Cap	5,819,469 61	4,897,669 35	(921,800 26)	44%
US Mid Cap/Small Cap	203,513 00	173,919 00	(29,594 00)	2%
Non US Equity	1,153,061 97	1,777,559 10	624,497 13	16%
Emerging Markets	36,892 00	74,814 00	37,922 00	1%
Total Value	**$7,212,936.58**	**$6,923,961.45**	**($288,975.13)**	**63%**

Asset Categories

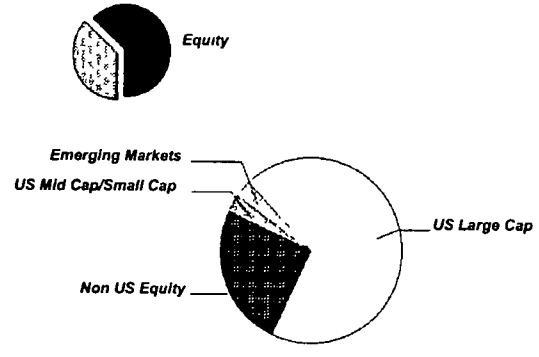

Market Value/Cost	Current Period Value
Market Value	6,923,961 45
Tax Cost	7,743,059 09
Unrealized Gain/Loss	(819,097 63)
Estimated Annual Income	231,363 95
Accrued Dividends	11,477 72
Yield	3 34 %

Equity Detail

	Quantity	Price	Market Value	Tax Cost	Unrealized Gain/Loss	Estimated Annual Income / Accrued Dividends	Yield
US Large Cap							
ABBOTT LABORATORIES 002824-10-0 ABT	900 000	47 04	42,336 00	45,368 27	(3,032 27)	1,440 00	3 40%
AIR PRODUCTS & CHEMICALS INC 009158-10-6 APD	700 000	64 59	45,213 00	56,490 00	(11,277 00)	1,260 00 315.00	2 79%
AMERICAN ELECTRIC POWER CO 025537-10-1 AEP	2,900 000	28 89	83,781 00	121,018 25	(37,237 25)	4,756 00	5 68%
AMERICAN EXPRESS CO 025816-10-9 AXP	1,100 000	23 24	25,564 00	19,899 00	5,665 00	792 00 198 00	3 10%
AMERICAN WATER WORKS CO INC 030420-10-3 AWK	1,300 000	19 11	24,843 00	25,954 00	(1,111 00)	1,040 00	4 19%
AT&T INC 00206R-10-2 T	3,200 000	24 84	79,488 00	134,006 08	(54,518 08)	5,248 00	6 60%
BANK OF NEW YORK MELLON CORP 064058-10-0 BK	2,800.000	29 31	82,068 00	126,284 60	(44,216 60)	1,008 00	1 23%
BB & T CORP 054937-10-7 BBT	1,400 000	21 98	30,772 00	29,341 90	1,430 10	840 00	2 73%
BECTON DICKINSON & CO 075887-10-9 BDX	925 000	71 31	65,961 75	59,085 75	6,876 00	1,221 00	1 85%
CATERPILLAR INC 149123-10-1 CAT	1,100 000	33 04	36,344 00	39,754 00	(3,410 00)	1,848 00	5 08%
CENTURYTEL INC 156700-10-6 CTL	1,100 000	30 70	33,770 00	31,280 66	2,489 34	3,080 00	9 12%

	Quantity	Price	Market Value	Tax Cost	Unrealized Gain/Loss	Estimated Annual Income / Accrued Dividends	Yield
US Large Cap							
CHEVRON CORP 166764-10-0 CVX	2,100 000	66 25	139,125 00	133,626 00	5,499 00	5,460 00	3 92%
CHUBB CORP 171232-10-1 CB	1,600 000	39 88	63,808 00	87,328 00	(23,520 00)	2,240 00 560 00	3 51%
CINCINNATI FINANCIAL CORP 172062-10-1 CINF	1,100 000	22 35	24,585 00	24,977 00	(392 00)	1,716 00 429 00	6 98%
CMS ENERGY CORP 125896-10-0 CMS	4,000.000	12 08	48,320 00	60,482 78	(12,162 78)	2,000 00	4 14%
COCA COLA CO 191216-10-0 KO	1,800 000	47 99	86,382 00	76,149 60	10,232 40	2,952 00 738 00	3 42%
CONOCOPHILLIPS 20825C-10-4 COP	2,400 000	42 06	100,944 00	184,440 74	(83,496 74)	4,512 00	4 47%
EMERSON ELECTRIC CO 291011-10-4 EMR	2,500 000	32 40	81,000 00	114,341 35	(33,341 35)	3,300 00	4 07%
EQT CORPORATION 26884L-10-9 EQT	1,500 000	34 91	52,365 00	51,099 39	1,265 61	1,320 00	2 52%
EXXON MOBIL CORP 30231G-10-2 XOM	3,700 000	69 91	258,667 00	79,876 30	178,790 70	6,216 00	2 40%
FIRSTENERGY CORP 337932-10-7 FE	400.000	38 75	15,500 00	26,538 00	(11,038 00)	880 00	5 68%
GAP INC 364760-10-8 GPS	1,700 000	16 40	27,880.00	20,867 81	7,012 19	578 00	2 07%
GENERAL MILLS INC 370334-10-4 GIS	900 000	56 02	50,418 00	50,970 00	(552 00)	1,548 00	3 07%

	Quantity	Price	Market Value	Tax Cost	Unrealized Gain/Loss	Estimated Annual Income / Accrued Dividends	Yield
US Large Cap							
GENUINE PARTS CO 372460-10-5 GPC	1,600 000	33 56	53,696 00	79,575 00	(25,879 00)	2,560 00 640 00	4 77%
GOLDMAN SACHS GROUP INC 38141G-10-4 GS	300 000	147 44	44,232 00	30,176 00	14,056 00	420 00	0 95%
HOME DEPOT INC 437076-10-2 HD	1,500 000	23 63	35,445 00	34,076 96	1,368 04	1,350 00	3 81%
HONEYWELL INTERNATIONAL INC 438516-10-6 HON	2,000 000	31 40	62,800 00	80,917 32	(18,117 32)	2,420 00	3 85%
ILLINOIS TOOL WORKS INC 452308-10-9 ITW	1,100 000	37 34	41,074 00	34,669 95	6,404 05	1,364 00 341 00	3 32%
INTEL CORP 458140-10-0 INTC	2,600.000	16 55	43,030 00	63,024 00	(19,994.00)	1,456 00	3 38%
INTERNATIONAL BUSINESS MACHINES CORP 459200-10-1 IBM	400 000	104 42	41,768 00	37,329 68	4,438 32	880.00	2 11%
J M SMUCKER CO 832696-40-5 SJM	1,200 000	48 66	58,392 00	49,670 10	8,721 90	1,680 00	2 88%
JOHNSON & JOHNSON 478160-10-4 JNJ	2,500 000	56 80	142,000 00	64,905 00	77,095 00	4,900 00	3 45%
JPMORGAN US LARGE CAP CORE PLUS FUND SELECT FUND 1002 4812A2-38-9 JLPS X	21,551 724	14 69	316,594 83	250,000 00	66,594 83	7,155 17	2 26%
KIMBERLY-CLARK CORP 494368-10-3 KMB	1,200 000	52 43	62,916 00	62,417 16	498 84	2,880 00 720 00	4 58%

	Quantity	Price	Market Value	Tax Cost	Unrealized Gain/Loss	Estimated Annual Income / Accrued Dividends	Yield
US Large Cap							
KIMCO REALTY CORP 49446R-10-9 KIM	2,800 000	10 05	28,140 00	31,987 91	(3,847 91)	672 00	2 39%
KRAFT FOODS INC A 50075N-10-4 KFT	1,768 000	25 34	44,801 12	47,552 72	(2,751.60)	2,050 88 512 72	4 58%
LORILLARD INC 544147-10-1 LO	1,500 000	67 77	101,655 00	118,242 26	(16,587 26)	5,520 00	5 43%
M & T BANK CORP 55261F-10-4 MTB	1,000 000	50 93	50,930 00	64,970 04	(14,040 04)	2,800 00	5 50%
MARATHON OIL CORP 565849-10-6 MRO	700 000	30 13	21,091 00	30,967 72	(9,876 72)	672 00	3 19%
MC DONALDS CORP 580135-10-1 MCD	900 000	57 49	51,741 00	50,560 00	1,181.00	1,800 00	3 48%
MCGRAW-HILL COMPANIES INC 580645-10-9 MHP	1,800 000	30 11	54,198 00	68,935 00	(14,737 00)	1,620 00	2 99%
MEAD JOHNSON NUTRITION CO - A 582839-10-6 MJN	1,800 000	31 77	57,186 00	47,122 74	10,063 26	2,160 00	3 78%
MERCK & CO INC 589331-10-7 MRK	3,700 000	27 96	103,452.00	144,359 92	(40,907.92)	5,624 00 1,406 00	5 44%
METLIFE INC 59156R-10-8 MET	1,300 000	30 01	39,013 00	32,749 00	6,264 00	962 00	2 47%
MICROSOFT CORP 594918-10-4 MSFT	2,400 000	23 77	57,048 00	48,042 89	9,005 11	1,248 00	2 19%
NIKE INC B 654106-10-3 NKE	400 000	51 78	20,712 00	16,790.52	3,921 48	400 00 100 00	1 93%

	Quantity	Price	Market Value	Tax Cost	Unrealized Gain/Loss	Estimated Annual Income / Accrued Dividends	Yield
US Large Cap							
NORTHEAST UTILITIES 664397-10-6 NU	3,300 000	22 31	73,623 00	95,495 01	(21,872 01)	3,135 00	4 26%
NORTHERN TRUST CORP 665859-10-4 NTRS	300 000	53 68	16,104 00	15,528 00	576 00	336 00 84 00	2 09%
OCCIDENTAL PETROLEUM CORP 674599-10-5 OXY	400 000	65 81	26,324 00	23,116 00	3,208 00	528 00 132 00	2 01%
OLD REPUBLIC INTERNATIONAL CORP 680223-10-4 ORI	3,600 000	9 85	35,460 00	47,681 19	(12,221 19)	2,448 00	6 90%
OMNICOM GROUP INC 681919-10-6 OMC	900 000	31 58	28,422 00	23,098.00	5,324 00	540 00 135 00	1 90%
ONEOK INC 682680-10-3 OKE	600 000	29 49	17,694 00	16,824 00	870 00	960 00	5 43%
P G & E CORPORATION 69331C-10-8 PCG	2,300 000	38 44	88,412 00	105,756 00	(17,344 00)	3,864 00 966 00	4 37%
PEOPLE'S UNITED FINANCIAL INC 712704-10-5 PBCT	3,600.000	15 07	54,252 00	63,299 96	(9,047 96)	2,196 00	4 05%
PEPSICO INC 713448-10-8 PEP	300 000	54 96	16,488 00	15,081 00	1,407 00	540 00	3 28%
PFIZER INC 717081-10-3 PFE	8,600 000	15 00	129,000 00	162,789 51	(33,789 51)	5,504 00	4 27%
PHILIP MORRIS INTERNATIONAL 718172-10-9 PM	1,700 000	43 62	74,154 00	66,212 10	7,941 90	3,672 00 918 00	4 95%
PLUM CREEK TIMBER COMPANY INC 729251-10-8 PCL	400 000	29 78	11,912 00	17,272 00	(5,360 00)	672 00	5 64%

	Quantity	Price	Market Value	Tax Cost	Unrealized Gain/Loss	Estimated Annual Income / Accrued Dividends	Yield
US Large Cap							
PPG INDUSTRIES INC 693506-10-7 PPG	1,000 000	43 90	43,900 00	73,502 00	(29,602 00)	2,120 00	4 83%
PROCTER & GAMBLE CO 742718-10-9 PG	2,000 000	51.10	102,200 00	124,752 63	(22,552 63)	3,520 00	3 44%
PUBLIC STORAGE 74460D-10-9 PSA	500 000	65.48	32,740 00	33,757 08	(1,017 08)	1,100.00	3 36%
REGENCY CENTERS CORP 758849-10-3 REG	1,815.000	34 91	63,361 65	120,219 73	(56,858 08)	3,357 75	5 30%
REPUBLIC SERVICES INC 760759-10-0 RSG	1,200 000	24 41	29,292 00	23,759 16	5,532 84	912 00 228 00	3 11%
SHERWIN-WILLIAMS CO 824348-10-6 SHW	500 000	53 75	26,875 00	25,057 17	1,817 83	710 00	2 64%
SYSCO CORP 871829-10-7 SYY	1,000 000	22 48	22,480 00	23,720 00	(1,240 00)	960 00 240 00	4 27%
T ROWE PRICE GROUP INC 74144T-10-8 TROW	1,100 000	41 67	45,837 00	29,590 83	16,246 17	1,100 00	2 40%
THE TRAVELERS COMPANIES INC. 89417E-10-9 TRV	1,700 000	41 04	69,768 00	79,390 64	(9,622 64)	2,040 00	2 92%
TIFFANY & CO 886547-10-8 TIF	1,400 000	25 36	35,504 00	35,615 91	(111 91)	952 00 238 00	2 68%
TIME WARNER INC NEW 887317-30-3 TWX	1,100 000	25 19	27,709 00	25,647 80	2,061 20	825 00	2 98%
TJX COMPANIES INC 872540-10-9 TJX	1,200 000	31 46	37,752.00	27,748 10	10,003 90	576 00	1 53%

	Quantity	Price	Market Value	Tax Cost	Unrealized Gain/Loss	Estimated Annual Income / Accrued Dividends	Yield
US Large Cap							
UNITED TECHNOLOGIES CORP 913017-10-9 UTX	1,900 000	51 96	98,724 00	108,832 36	(10,108 36)	2,926 00	2 96%
V F CORP 918204-10-8 VFC	930 000	55 35	51,475 50	51,110 87	364.63	2,194 80	4 26%
VERIZON COMMUNICATIONS INC 92343V-10-4 VZ	6,300 000	30 73	193,599 00	151,808 52	41,790 48	11,592 00	5 99%
VULCAN MATERIALS CO 929160-10-9 VMC	575 000	43 10	24,782 50	46,730 25	(21,947 75)	1,127 00	4 55%
WAL MART STORES INC 931142-10-3 WMT	800 000	48 44	38,752 00	38,872 00	(120 00)	872 00	2 25%
WELLS FARGO & CO 949746-10-1 WFC	5,600 000	24.26	135,856 00	130,424 00	5,432.00	1,120 00	0 82%
WILLIAMS COMPANIES INC 969457-10-0 WMB	2,700 000	15 61	42,147 00	43,124 00	(977 00)	1,188 00	2 82%
WINDSTREAM CORP 97381W-10-4 WIN	2,200 000	8 36	18,392 00	32,450 00	(14,058 00)	2,200 00 550 00	11 96%
WYETH 983024-10-0 WYE	1,600 000	45 39	72,624 00	20,503 13	52,120 87	1,920 00	2 64%
XCEL ENERGY INC 98389B-10-0 XEL	4,400 000	18 41	81,004 00	93,126 45	(12,122 45)	4,312 00 1,078 00	5 32%
Total US Large Cap			**$4,897,669.35**	**$5,080,116.77**	**($182,447.42)**	**$179,868.60** **$10,528.72**	**3.67%**

	Quantity	Price	Market Value	Tax Cost	Unrealized Gain/Loss	Estimated Annual Income / Accrued Dividends	Yield
US Mid Cap/Small Cap							
AGREE REALTY CORP 008492-10-0 ADC	700 000	18 33	12,831 00	22,267 00	(9,436 00)	1,400 00 350 00	10 91 %
BANCORPSOUTH INC 059692-10-3 BXS	500 000	20 53	10,265 00	8,790 50	1,474 50	440 00 110.00	4 29 %
CITY NATIONAL CORP 178566-10-5 CYN	300 000	36 83	11,049 00	9,096 96	1,952 04	120 00	1 09 %
CONSOLIDATED COMMUNICATIONS 209034-10-7 CNSL	3,500 000	11 71	40,985 00	78,575 00	(37,590.00)	5,425 00	13 24 %
NATIONAL HEALTH INVESTORS INC 63633D-10-4 NHI	700 000	26 71	18,697 00	18,171 03	525 97	1,540 00 385 00	8 24 %
REGAL ENTERTAINMENT GROUP CL A 758766-10-9 RGC	1,600 000	13 29	21,264 00	31,776 00	(10,512 00)	1,152 00	5 42 %
TCF FINANCIAL CORP 872275-10-2 TCB	4,400 000	13 37	58,828.00	103,357 45	(44,529 45)	880 00	1 50 %
Total US Mid Cap/Small Cap			**$173,919.00**	**$272,033.94**	**($98,114.94)**	**$10,957.00** **$845.00**	**6.30 %**
Non US Equity							
ARTIO INTERNATIONAL EQUITY II - I 04315J-83-7 JETI X	24,737 168	10 12	250,340 14	400,000 01	(149,659 87)	8,930 11	3 57 %
DODGE & COX INTERNATIONAL STOCK 256206-10-3 DODF X	8,816 528	25 42	224,116 14	400,000 00	(175,883 86)	8,287 53	3 70 %

	Quantity	Price	Market Value	Tax Cost	Unrealized Gain/Loss	Estimated Annual Income / Accrued Dividends	Yield
Non US Equity							
IPC HOLDINGS LTD TENDER OFFER G49990-20-6 IPCR	1,500 000	27 34	41,010 00	49,380 00	(8,370 00)	1,320 00	3 22%
JPMORGAN ASIA EQUITY FUND SELECT SHARE CLASS FUND 1134 4812A0-70-6 JPAS X	14,746 778	26 15	385,628 24	375,000 00	10,628 24	1,695 87	0 44%
MATTHEWS PACIFIC TIGER FUND -CL I 577130-10-7 MAPT X	31,009 945	15 20	471,351 16	525,000 00	(53,648 83)	9,209 95	1 95%
NOVARTIS A G SPONSORED A/D/R 66987V-10-9 NVS	2,200 000	40 79	89,738 00	117,402 77	(27,664 77)	3,198 80	3 56%
NUVEEN NWQ VALUE OPPORTUNITIES FUND 67064Y-63-6 NVOR X	11,742.101	24 19	284,041 42	275,000 00	9,041 42	1,338 59	0 47%
ONEBEACON INSURANCE GROUP LTD G67742-10-9 OB	1,800 000	11 69	21,042 00	42,768 28	(21,726 28)	1,512 00	7 19%
WILLIS GROUP HOLDINGS LTD G96655-10-8 WSH	400 000	25 73	10,292 00	8,610 32	1,681 68	416 00 104 00	4 04%
Total Non US Equity			**$1,777,559.10**	**$2,193,161.38**	**($415,602.27)**	**$35,908.85** **$104.00**	**2.02%**
Emerging Markets							
SEASPAN CORPORATION SHS Y75638-10-9 SSW	4,300 000	6 15	26,445 00	131,181 08	(104,736 08)	1,720 00	6 50%

	Quantity	Price	Market Value	Tax Cost	Unrealized Gain/Loss	Estimated Annual Income / Accrued Dividends	Yield
Emerging Markets							
TEEKAY CORPORATION Y8564W-10-3 TK	2,300 000	21 03	48,369 00	66,565 92	(18,196 92)	2,909 50	6 02%
Total Emerging Markets			**$74,814.00**	**$197,747.00**	**($122,933.00)**	**$4,629.50**	**6.19%**

J.P.Morgan

Cash & Short Term Summary

Asset Categories	Beginning Market Value	Ending Market Value	Change In Value	Current Allocation
Cash	554,367 99	1,603,604 24	1,049,236 25	15%
Short Term	2,497,992 00	1,117,604 00	(1,380,388 00)	10%
Total Value	**$3,052,359.99**	**$2,721,208.24**	**($331,151.75)**	**25%**

Asset Categories

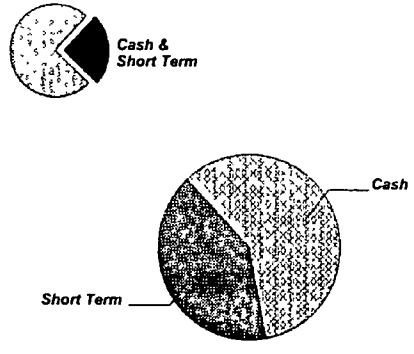

Market Value/Cost	Current Period Value
Market Value	2,721,208 24
Tax Cost	2,695,447 99
Unrealized Gain/Loss	25,760 25
Estimated Annual Income	25,174 32
Accrued Interest	3,043 82
Yield	0 19%

Cash & Short Term Summary CONTINUED

SUMMARY BY MATURITY

Short Term	Market Value
Less than 3 months	500,000 00
6-12 months	617,604 00
Total Value	**$1,117,604.00**

SUMMARY BY TYPE

Short Term	Market Value	% of Bond Portfolio
Government and Agency Bonds	617,604 00	55%
Mutual Funds	500,000 00	45%
Total Value	**$1,117,604.00**	**100%**

Note [1] This is the Annual Percentage Yield (APY) which is the rate earned if balances remain on deposit for a full year with compounding, there is no change in the interest rate and all interest is left in the account

Cash & Short Term Detail

	Quantity	Price	Market Value	Tax Cost Adjusted Original	Unrealized Gain/Loss	Estimated Annual Income Accrued Interest	Yield
Cash							
US DOLLAR PRINCIPAL	1,603,604 24	1 00	1,603,604 24	1,603,604 24		1,924 32 74 42	0.12% [1]
Short Term							
JPMORGAN FEDERAL MONEY MARKET FUND PREMIER SHARE CLASS FUND 354 4812A2-77-7	500,000 00	1 00	500,000 00	500,000 00			
U S A NOTES 3 7/8% MAY 15 2010 DTD 5/15/2005 912828-DU-1 AAA /AAA	600,000 00	102 93	617,604 00	591,843 75	25,760 25	23,250 00 2,969 40	0 51%
Total Short Term			**$1,117,604.00**	**$1,091,843.75**	**$25,760.25**	**$23,250.00** **$2,969.40**	**0.28%**

J.P.Morgan

Fixed Income Summary

Asset Categories	Beginning Market Value	Ending Market Value	Change In Value	Current Allocation
US Fixed Income - Taxable	643,638 00	637,452 00	(6,186 00)	6%

Asset Categories

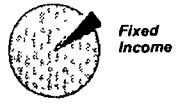

Market Value/Cost	Current Period Value
Market Value	637,452 00
Tax Cost	584,484.38
Unrealized Gain/Loss	52,967.62
Estimated Annual Income	24,000 00
Accrued Interest	9,016 20
Yield	2 79%

Fixed Income Summary CONTINUED

SUMMARY BY MATURITY

Fixed Income	Market Value	% of Bond Portfolio
5-10 years[1]	637,452 00	100%

SUMMARY BY TYPE

Fixed Income	Market Value	% of Bond Portfolio
Government and Agency Bonds	637,452 00	100%

[1]The years indicate the number of years until the bond is scheduled to mature based on the statement end date Some bonds may be called, or paid in full, before their stated maturity

Fixed Income Detail

	Quantity	Price	Market Value	Tax Cost Adjusted Original	Unrealized Gain/Loss	Estimated Annual Income Accrued Interest	Yield
US Fixed Income - Taxable							
U S A NOTES 4% FEB 15 2015 DTD 2/15/2005 912828-DM-9 AAA /AAA	600,000 000	106 24	637,452 00	584,484 38	52,967 62	24,000 00 9,016 20	2 79%

Other Assets Summary

Asset Categories	Beginning Estimated Value	Ending Estimated Value	Change In Value	Current Allocation
Other	0 00	618,800 00	618,800 00	6%

Asset Categories

Other Assets Detail

	Quantity	Price	Estimated Value	Cost	Estimated Gain/Loss
Other					
ISHARES DJ SELECT DIVIDEND INDEX FUND 464287-16-8 DVY	17,500 000	35 36	618,800 00	991,666 25	(372,866 25)

Account Summary

PRINCIPAL

Asset Allocation	Beginning Market Value	Ending Market Value	Change In Value	Estimated Annual Income	Current Allocation
Cash & Short Term	490,055 53	348,912 53	(141,143 00)	16,035 23	7%
Fixed Income	4,512,007 94	4,653,350 50	141,342 56	189,976 55	93%
Market Value	**$5,002,063.47**	**$5,002,263.03**	**$199.56**		**100%**

Asset Allocation

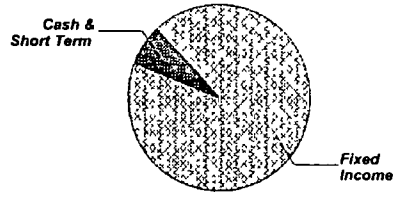

INCOME

Cash Position	Beginning Market Value	Ending Market Value	Change In Value
Cash Balance	712 64	10,220.44	9,507 80
Accruals	47,499 05	37,661 42	(9,837 63)
Market Value	**$48,211.69**	**$47,881.86**	**($329.83)**

Portfolio Activity	PRINCIPAL Current Period Value	PRINCIPAL Year-to-Date Value	INCOME Current Period Value	INCOME Year-to-Date Value
Beginning Market Value	**5,002,063.47**	**5,000,000.00**	**712.64**	**0.00**
Additions				20,565 54
Withdrawals & Fees			(16,809 81)	(61,821 76)
Net Additions/Withdrawals	**$0.00**	**$0.00**	**($16,809.81)**	**($41,256.22)**
Income	231 02	231 02	26,317 61	51,476 66
Change In Investment Value	(31 46)	2,032 01		
Ending Market Value	**$5,002,263.03**	**$5,002,263.03**	**$10,220.44**	**$10,220.44**
Accruals	--	--	37,661 42	37,661 42
Market Value with Accruals	**--**	**--**	**$47,881.86**	**$47,881.86**

Account Summary CONTINUED

Tax Summary	Current Period Value	Year-to-Date Value
Interest Income	26,317 61	51,476 66
Ordinary Income	64 32	64 32
Original Issue Discount	166 70	166 70
Taxable Income	**$26,548.63**	**$51,707.68**

	Current Period Value	Year-to-Date Value
ST Realized Gain/Loss	(4,169 68)	(5,032 44)
Realized Gain/Loss	**($4,169.68)**	**($5,032.44)**

	To-Date Value
Unrealized Gain/Loss	**$7,064.45**

Cash & Short Term Summary

Asset Categories	Beginning Market Value	Ending Market Value	Change In Value	Current Allocation
Cash	192,831 88	102,469 58	(90,362 30)	2%
Short Term	297,223 65	246,442 95	(50,780 70)	5%
Total Value	**$490,055.53**	**$348,912.53**	**($141,143.00)**	**7%**

Asset Categories

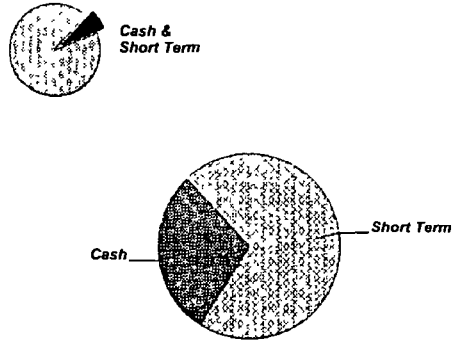

Market Value/Cost	Current Period Value
Market Value	348,912 53
Tax Cost	354,303 51
Unrealized Gain/Loss	(5,390 98)
Estimated Annual Income	16,035 23
Accrued Interest	3,638 23
Yield	0 29%

Cash & Short Term Summary CONTINUED

SUMMARY BY MATURITY

Short Term	Market Value
6-12 months	246,442 95

SUMMARY BY TYPE

Short Term	Market Value	% of Bond Portfolio
Corporate Bonds	106,344 00	43%
Government and Agency Bonds	140,098 95	57%
Total Value	**$246,442.95**	**100%**

Note [1] This is the Annual Percentage Yield (APY) which is the rate earned if balances remain on deposit for a full year with compounding, there is no change in the interest rate and all interest is left in the account

Cash & Short Term Detail

	Quantity	Price	Market Value	Tax Cost Adjusted Original	Unrealized Gain/Loss	Estimated Annual Income Accrued Interest	Yield
Cash							
COST OF PENDING PURCHASES	(90,826.89)	1 00	(90,826 89)	(90,826 89)		(96 72)	0 12% [1]
US DOLLAR PRINCIPAL	193,296 47	1 00	193,296 47	193,296 47		231 95 25 07	0 12% [1]
Total Cash			**$102,469.58**	**$102,469.58**	**$0.00**	**$135.23** **$25.07**	**0.06%**
Short Term							
U S A TREASURY NOTE 6 1/2% FEB 15 2010 DTD 2/15/2000 912827-5Z-1 AAA /AAA	135,000 00	103 78	140,098 95	143,590 43	(3,491 48)	8,775 00 3,296 56	0 46%
FEDERAL NATIONAL MORTGAGE ASSN NOTES 7 1/8% JUN 15 2010 DTD 6/9/2000 31359M-FS-7 AAA /AAA	100,000 00	106 34	106,344 00	108,243 50	(1,899 50)	7,125 00 316 60	0 46%
Total Short Term			**$246,442.95**	**$251,833.93**	**($5,390.98)**	**$15,900.00** **$3,613.16**	**0.46%**

Fixed Income Summary

Asset Categories	Beginning Market Value	Ending Market Value	Change In Value	Current Allocation
US Fixed Income - Taxable	4,428,697 01	4,589,493 65	160,796 64	92%
Non-US Fixed Income	83,310 93	63,856 85	(19,454 08)	1%
Total Value	**$4,512,007.94**	**$4,653,350.50**	**$141,342.56**	**93%**

Asset Categories

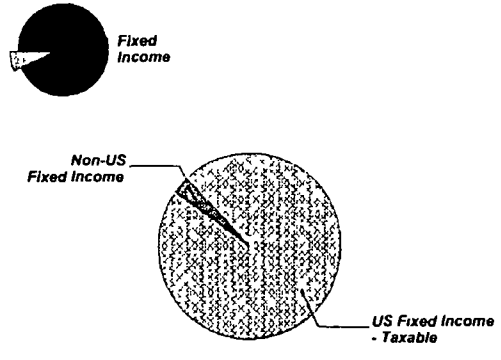

Market Value/Cost	Current Period Value
Market Value	4,653,350 50
Tax Cost	4,640,895 07
Unrealized Gain/Loss	12,455 43
Estimated Annual Income	189,976 55
Accrued Interest	34,023 19
Yield	2 65%

Fixed Income Summary CONTINUED

SUMMARY BY MATURITY

Fixed Income	Market Value	% of Bond Portfolio
Less than 5 years[1]	3,934,495 23	85%
5-10 years[1]	718,855 27	15%
Total Value	**$4,653,350.50**	**100%**

SUMMARY BY TYPE

Fixed Income	Market Value	% of Bond Portfolio
Corporate Bonds	1,318,888 65	28%
Government and Agency Bonds	2,514,174 90	55%
International Bonds	63,856 85	1%
Mortgage and Asset Backed Bonds	756,430 10	16%
Total Value	**$4,653,350.50**	**100%**

[1]The years indicate the number of years until the bond is scheduled to mature based on the statement end date Some bonds may be called, or paid in full, before their stated maturity

Note **P** indicates position adjusted for Pending Trade Activity
O - Bonds purchased at a discount show accretion

Fixed Income Detail

	Quantity	Price	Market Value	Tax Cost Adjusted Original	Unrealized Gain/Loss	Estimated Annual Income / Accrued Interest	Yield
US Fixed Income - Taxable							
BANK OF AMERICA CORPORATION NOTES 4 1/2% AUG 1 2010 DTD 7/26/2005 060505-BU-7 A /A2	50,000 000	100 49	50,244 00	49,750 50	493.50	2,250 00 937 50	4 03%
CAPITAL ONE BANK 5 3/4% SEP 15 2010 DTD 9/8/2003 14040E-HH-8 BBB /A2	10,000 000	101 93	10,193 10	10,000 00	193 10	575 00 169 30	4 09%
U S A NOTES OCT 31 2010 DTD 10/31/2008 912828-JP-6 AAA /AAA	335,000 000	101 11	338,715 15	339,907 23	(1,192 08)	5,025 00 850 90	0 66%
DAIMLER CHRYSLER AUTO TRUST SER 2006-A CL A-4 5 01% JAN 08 2011 DTD 03/07/2006 23383V-DK-3 AAA /NA	21,154 700	100 50	21,260 13	20,520 06	740 07	1,059 85 55 08	1 90%
TARGET CORP NOTES 6 35% JAN 15 2011 DTD 1/10/2001 87612E-AC-0 A+ /A2	15,000 000	106 56	15,983 25	15,891 60	91 65	952 50 439 20	2 00%

	Quantity	Price	Market Value	Tax Cost Adjusted Original	Unrealized Gain/Loss	Estimated Annual Income Accrued Interest	Yield
US Fixed Income - Taxable							
DAIMLER CHRYSLER N A HOLDING CORP 7 3/4% JAN 18 2011 DTD 1/18/2001 233835-AP-2 BBB /A3	20,000 000	104 22	20,843 00	20,000 00	843 00	1,550 00 701 80	4 89%
SIMON PROPERTY GROUP LP 7 3/4% JAN 20 2011 DTD 01/18/2001 828807-AH-0 A- /A3	10,000 000	102 57	10,256 70	9,806 40	450 30	775 00 346 59	5 99%
CAPITAL AUTO RECEIVABLES ASSET TRUST SERIES 2007-SN1 CL A4 FLOATING RATE FEB 15 2011 DTD 06/07/2007 13973Y-AE-1 AAA /NA	20,000 000	93 47	18,694 29	17,900 00	794 29	83 87 3 72	16 44%
CISCO SYSTEMS INC NOTES 5 1/4% FEB 22 2011 DTD 2/22/2006 17275R-AB-8 A+ /A1	25,000 000	105 44	26,361 00	26,381 50	(20 50)	1,312 50 470 30	1 87%
AMERICAN HOME PRODUCTS CORP 6 70% MAR 15 2011 DTD 3/30/2001 STEP CPN 026609-AM-9 A+ /A3	25,000 000	108 27	27,067 25	26,825 25	242 00	1,737 50 511 57	1 99%
FANNIE MAE 5 1/8% APR 15 2011 DTD 4/21/2006 31359M-M2-6 AAA /AAA	185,000 000	107 09	198,123 90	199,126 97	(1,003 07)	9,481 25 2,001 51	1 11%

	Quantity	Price	Market Value	Tax Cost Adjusted Original	Unrealized Gain/Loss	Estimated Annual Income Accrued Interest	Yield
US Fixed Income - Taxable							
MORGAN STANLEY DEAN WITTER 6 3/4% APR 15 2011 DTD 4/23/2001 617446-GM-5 A /A2	35,000 000	104 76	36,664 95	35,262.50	1,402 45	2,362 50 498 75	3 96 %
FEDERAL NATIONAL MORTGAGE ASSN NOTS 6% MAY 15 2011 DTD 5/26/2001 31359M-JH-7 AAA /AAA	255,000 000	108 69	277,154 40	280,103 22	(2,948 82)	15,300 00 1,954 83	1 29 %
U S A NOTES 4 1/2% SEP 30 2011 DTD 10/2/2006 912828-FU-9 AAA /AAA	285,000 000	107 17	305,440 20	311,496 09	(6,055 89)	12,825 00 3,223 63	1 26 %
EMERSON ELECTRIC CO 5 3/4% NOV 01 2011 DTD 10/29/2001 291011-AN-4 A /A2	25,000 000	107 70	26,923 75	26,462 25	461 50	1,437 50 239 57	2 34 %
NISSAN AUTO RECEIVABLES OWNER TRUST SER 2006-B CL A4 5 22% NOV 15 2011 DTD 04/25/2006 65475C-AD-4 AAA /AAA	53,677 080	101 85	54,670.83	53,618 37	1,052 46	2,801 94 95 49	1 32 %
CREDIT SUISSE FB USA INC NOTES 6 1/8% NOV 15 2011 DTD 11/6/2001 22541L-AB-9 A+ /AA1	25,000 000	107 06	26,766 00	25,819 75	946 25	1,531 25 195 65	3 02 %
U S A NOTES 4 3/4% JAN 31 2012 DTD 1/31/2007 912828-GF-1 AAA /AAA	195,000 000	108 63	211,818 75	216,236 72	(4,417 97)	9,262 50 3,863 53	1 34 %

	Quantity	Price	Market Value	Tax Cost Adjusted Original	Unrealized Gain/Loss	Estimated Annual Income Accrued Interest	Yield
US Fixed Income - Taxable							
BOEING CAPITAL CORP NOTES 6 1/2% FEB 15 2012 DTD 11/9/2001 097014-AG-9 A+ /A2	25,000 000	109 73	27,432 50	26,455.75	976.75	1,625 00 613 87	2 63%
PACCAR INC 6 3/8% FEB 15 2012 DTD 02/13/2009 69373U-AB-3 AA- /A1	10,000 000	108 14	10,814 20	9,989.20	825 00	637 50 240 83	3 12%
CITIGROUP INC 6% FEB 21 2012 DTD 2/21/2002 172967-BJ-9 A /A3	40,000 000	98 87	39,548 80	38,115 20	1,433 60	2,400 00 866 64	6 47%
ELI LILLY & CO 3 55% MAR 06 2012 DTD 03/06/2009 532457-BD-9 AA /A1	15,000 000	103 60	15,539 70	14,984 70	555 00	532 50 170 10	2 16%
CATERPILLAR FIN SERV CRP MEDIUM TERM NOTES 4 7% MAR 15 2012 DTD 3/11/2005 14912L-2R-1 A /A2	15,000 000	102 15	15,321 90	15,265 20	56 70	705 00 207 57	3 85%
FEDERAL HOME LOAN BANK 2 1/4% APR 13 2012 DTD 03/05/2009 3133XT-AW-6 AAA /AAA	220,000 000	101 22	222,681 80	221,100 00	1,581 80	4,950 00 1,072 50	1 80%
HONDA AUTO RECEIVABLES OWNER TRUST 5 11% SER 2006-3 CL A4 APR 15 2012 DTD 10/25/2006 43812R-AD-0 AAA /AAA	29,000 000	102 63	29,761 97	28,710.00	1,051 97	1,481 90 65 85	1 35%

	Quantity	Price	Market Value	Tax Cost Adjusted Original	Unrealized Gain/Loss	Estimated Annual Income Accrued Interest	Yield
US Fixed Income - Taxable							
HOUSEHOLD FINANCE CORP NOTES 7% MAY 15 2012 DTD 5/22/2002 441812-JY-1 A /A3	50,000 000	103 10	51,548 50	50,353 50	1,195 00	3,500 00 447 20	5 81 %
HARLEY DAVIDSON MOTORCYCLE TRUST SER 2005-3 CL A2 4 41% JUN 15 2012 DTD 8/30/2005 41283A-BY-4 AAA /AAA	28,329 650	101 67	28,804 00	27,196 46	1,607 54	1,249 33 24 19	1 76 %
GENERAL ELECTRIC CAPITAL CORP MEDIUM TERM NOTES 6% JUN 15 2012 DTD 6/7/2002 36962G-YY-4 AA+ /AA2	75,000 000	105 12	78,839 25	76,790 25	2,049 00	4,500 00 199 95	4 14 %
GOLDMAN SACHS GROUP INC 3 1/4% JUN 15 2012 DTD 12/01/2008 38146F-AA-9 AAA /AAA	70,000 000	103 49	72,443 00	72,902 20	(459 20)	2,275 00 101 08	2 03 %
U S A NOTES 4 7/8% JUN 30 2012 DTD 07/02/2007 912828-GW-4 AAA /AAA	245,000 000	109 56	268,429 35	275,309 18	(6,879 83)	11,943 75 32 34	1 60 %
MIDAMERICAN ENERGY CO SR NOTES 5 65% JUL 15 2012 DTD 06/29/2007 595620-AF-2 A- /A2	25,000 000	106 06	26,513 75	26,192 75	321 00	1,412 50 651 30	3 53 %
MERRILL LYNCH & CO MEDIUM TERM NOTE 6 05% AUG 15 2012 DTD 8/15/2007 59018Y-J3-6 A /A2	25,000 000	100 26	25,066 00	24,414 50	651 50	1,512 50 571 37	5 95 %

	Quantity	Price	Market Value	Tax Cost Adjusted Original	Unrealized Gain/Loss	Estimated Annual Income Accrued Interest	Yield
US Fixed Income - Taxable							
SBC COMMUNICATIONS INC NOTES 5 7/8% AUG 15 2012 DTD 8/19/2002 78387G-AK-9 A /A2	35,000 000	107 32	37,563 40	36,788.50	774 90	2,056 25 776 79	3 38 %
VERIZON GLOBAL FUNDING CORP NOTES 7 3/8% SEP 1 2012 DTD 8/26/2002 92344G-AT-3 A /A3	25,000 000	111 87	27,968 00	27,013 50	954 50	1,843 75 614 57	3 39 %
BB&T CORP NOTES 4 3/4% OCT 1 2012 DTD 9/24/2002 054937-AD-9 A- /A2	20,000 000	97 79	19,558 80	19,256 80	302 00	950 00 237 50	5 50 %
USSA AUTO OWNER TRUST SER 2006-4 CL A4 4 98% OCT 15 2012 DTD 11/21/2006 90327L-AD-2 AAA /AAA	42,000 000	103 50	43,471 45	41,238 75	2,232 70	2,091 60 92 94	1 74 %
WELLS FARGO COMPANY 5 1/4% OCT 23 2012 DTD 10/23/2007 949746-NW-7 AA- /A1	50,000 000	103 51	51,756 50	48,863 00	2,893 50	2,625 00 495 80	4 10 %
BANK OF NEW YORK MELLON MEDIUM TERM NOTE 4 95% NOV 01 2012 DTD 11/01/2007 06406H-BE-8 AA- /AA2	20,000 000	105 74	21,147 80	20,347.60	800 20	990 00 165 00	3 12 %
SUNTRUST BANKS INC 5 1/4% NOV 05 2012 DTD 11/05/2007 867914-BB-8 BBB /BAA	20,000.000	101 91	20,382 20	19,557 60	824 60	1,050 00 163 32	4 62 %

	Quantity	Price	Market Value	Tax Cost Adjusted Original	Unrealized Gain/Loss	Estimated Annual Income Accrued Interest	Yield
US Fixed Income - Taxable							
DAIMLER CHRYSLER AUTO TRUST SER 2007-A CL A4 5 28% MAR 08 2013 DTD 11/21/2007 233882-AF-6 AAA /AA3	35,000 000	97 11	33,989 40	33,950 00	39 40	1,848 00 118 05	6 91 %
TRAVELERS PPTY CASUALTY 5% MAR 15 2013 DTD 03/11/2003 89420G-AJ-8 A- /A2	20,000 000	100 72	20,144 20	19,635 00	509 20	1,000 00 294 44	4 78 %
GOLDMAN SACHS GROUP INC NOTES 5 1/4% APR 1 2013 DTD 3/31/2003 38141G-DB-7 A /A1	50,000 000	102 27	51,133 50	46,441 50	4,692 00	2,625 00 656 25	4 58 %
JOHN DEERE CAPITAL CORP MEDIUM TERM NOTE 4 50% APR 03 2013 DTD 04/03/2008 24422E-QQ-5 A /A2	25,000 000	102 02	25,504 75	25,262 25	242 50	1,125 00 275 00	3 92 %
ORACLE CORP 4 95% APR 15 2013 DTD 04/09/2008 68389X-AD-7 A /A2	25,000 000	104 72	26,179 00	26,810 25	(631 25)	1,237.50 261.25	3 61 %
PRINCIPAL LIFE INC FDG MEDIUM TERM NOTE 5 3% APR 24 2013 DTD 04/24/2008 74254P-YE-6 A+ /AA3	20,000 000	99 77	19,954 00	18,495 80	1,458 20	1,060 00 197 26	5 37 %
ALLSTATE LF GLB FN TRST MEDIUM TERM NOTES 5 3/8% APR 30 2013 DTD 04/30/2008 02003M-BQ-6 AA- /A1	29,000 000	103 40	29,985 71	28,502 34	1,483 37	1,558 75 264 10	4 40 %

	Quantity	Price	Market Value	Tax Cost Adjusted Original	Unrealized Gain/Loss	Estimated Annual Income Accrued Interest	Yield
US Fixed Income - Taxable							
AMER EXPRESS CREDIT CO MEDIUM TERM NOTES 5 7/8% MAY 02 2013 DTD 06/02/2008 0258M0-CW-7 BBB /A2	20,000 000	99 30	19,859 40	19,524.20	335 20	1,175 00 192 56	6 08%
KEYCORP MEDIUM TERM NOTES 6 1/2% MAY 14 2013 DTD 05/14/2008 49326E-EB-5 BBB /BAA	15,000.000	99 63	14,944 80	14,475 00	469.80	975 00 127 29	6 61%
TRANS-CANADA PIPELINES 4% JUN 15 2013 DTD 06/12/2003 89352H-AA-7 A- /A3	20,000 000	99 79	19,957 80	19,248 00	709 80	800 00 35 54	4 06%
ELECTRONIC DATA SYSTEMS NOTES 6% B AUG 1 2013 DTD 6/30/2003 285661-AD-6 A /A2	20,000 000	109 17	21,833 00	21,695 60	137 40	1,200 00 500 00	3 57%
DUKE ENERGY CAROLINAS 5 3/4% NOV 15 2013 DTD 11/17/2008 26442C-AF-1 A /A2	25,000 000	107 52	26,879 50	27,162 25	(282 75)	1,437 50 183 67	3 86%
U S A TREASURY NOTES 1 1/2% DEC 31 2013 DTD 12/31/2008 912828-JW-1 AAA /AAA	420,000 000	96 32	404,544 00	418,703 91	(14,159 91)	6,300 00 16 80	2.37%
CONOCOPHILLIPS NOTES 4 3/4% FEB 01 2014 DTD 02/03/2009 20825C-AS-3 A /A1	25,000.000	104.12	26,029 50	24,929 75	1,099 75	1,187 50 494 77	3 76%

	Quantity	Price	Market Value	Tax Cost Adjusted Original	Unrealized Gain/Loss	Estimated Annual Income Accrued Interest	Yield
US Fixed Income - Taxable							
O **2/15/2014 INT PMT DUE ON STRIPPED** U S A TREAS ISSUE ZERO CPN FEB 15 2014 DTD 2/15/85 912833-DF-4 AAA /NA	180,000 000	88 28	158,898.60	157,133.90 156,967 20	1,764 70		2 87 %
CME GROUP INC 5 3/4% FEB 15 2014 DTD 02/09/2009 12572Q-AD-7 AA /AA3	5,000 000	106 64	5,332 10	4,991 95	340 15	287 50 108 61	4 15 %
HONEYWELL INTERNATIONAL SR NOTES 3 7/8% FEB 15 2014 DTD 2/20/2009 438516-AY-2 A /A2	25,000.000	102 18	25,544 75	24,895 00	649 75	968 75 365 95	3 36 %
BAXTER INTERNATIONAL INC 4% MAR 01 2014 DTD 02/26/2009 071813-AZ-2 A+ /A3	15,000 000	101 01	15,151 80	14,957 40	194 40	600 00 199 99	3 76 %
COCA COLA CO SR NOTES 3 5/8% MAR 15 2014 DTD 03/06/2009 191216-AL-4 A+ /AA3	30,000 000	101 14	30,341 10	29,863 50	477 60	1,087 50 320 19	3 36 %
SOUTHERN CALIF GAS CO 5 1/2% MAR 15 2014 DTD 11/21/2008 842434-CH-3 A+ /A1	25,000.000	107 87	26,967 25	26,868 50	98 75	1,375 00 404 85	3 66 %
PRAXAIR INC NOTES 4 3/8% MAR 31 2014 DTD 03/26/2009 74005P-AS-3 A /A2	10,000.000	103 54	10,353 80	9,968 40	385 40	437 50 110 59	3 56 %

	Quantity	Price	Market Value	Tax Cost Adjusted / Original	Unrealized Gain/Loss	Estimated Annual Income / Accrued Interest	Yield
US Fixed Income - Taxable							
GLAXOSMITHKLINE CAP INC 4 3/8% APR 15 2014 DTD 04/06/2004 377372-AA-5 A+ /A1	15,000 000	102 44	15,366 00	15,612 15	(246 15)	656 25 138 54	3 81%
STATE STREET CORP SR NOTES 4 3% MAY 30 2014 DTD 05/22/2009 857477-AE-3 A+ /A1	20,000.000	98 86	19,772 80	19,980 60	(207 80)	860 00 74 04	4 56%
ONTARIO (PROVINCE OF) 4 1% JUN 16 2014 DTD 06/16/2009 683234-8A-9 AAE /AA1	10,000.000	101 98	10,198 10	10,071 10	127 00	410 00 17 08	3 66%
WACHOVIA CORPORATION SUB NOTES 5 1/4% AUG 1 2014 DTD 7/22/2004 929903-AJ-1 A+ /A2	27,000 000	97 86	26,421 39	25,305 21	1,116 18	1,417 50 590 62	5 74%
FEDERAL HOME LOAN BANK NOTES 5 1/2% AUG 13 2014 DTD 06/22/2007 3133XL-JP-9 AAA /AAA	115,000 000	111 63	128,368 75	130,994 09	(2,625 34)	6,325 00 2,424 54	3 03%
NATIONAL CITY CORP 4 9% JAN 15 2015 DTD 01/12/2005 635405-AQ-6 A /A3	10,000 000	94 83	9,483 10	9,208 30	274 80	490 00 225 94	6 01%
FREDDIE MAC SER 2366 CL MD 6% OCT 15 2016 DTD 10/01/2001 31339G-D7-3	93,742 086	105 79	99,167 51	99,132 26	35 25	5,624 52 82 21	5 05%

	Quantity	Price	Market Value	Tax Cost Adjusted Original	Unrealized Gain/Loss	Estimated Annual Income / Accrued Interest	Yield
US Fixed Income - Taxable							
P **FANNIE MAE** GTD MTGE PASS THRU CTF 6% JUN 1 2017 DTD 5/1/2002 POOL NO 254342 31371K-P3-9	85,597 421	106 56	91,209 19	90,826 89	382 30	5,135 84	3 39%
FANNIE MAE 6% NOV 01 2017 DTD 11/01/2002 POOL NO 662854 31391C-MB-8	85,739 163	106 56	91,360 22	89,597 42	1,762 80	5,144 34 18 51	3.37%
FANNIE MAE 4% JUL 01 2018 DTD 06/01/2003 POOL NO 254814 31371L-AP-4	79,977 813	102 26	81,785 31	81,102 50	682 81	3,199 11 20 63	3 13%
FREDDIE MAC GOLD PARTIC CTF 5% OCT 01 2018 DTD 10/1/2003 POOL NO B10208 312962-GR-8	105,225 195	104 71	110,184 46	108,143 55	2,040 91	5,261 25 98 38	3 12%
FREDDIE MAC SER 2689 CL PE 4% OCT 15 2018 DTD 10/01/2003 31394K-DC-5	80,000 000	101 09	80,875 34	80,100 00	775 34	3,200 00 142 16	3 86%
Total US Fixed Income - Taxable			**$4,589,493.65**	**$4,579,541.62**	**$9,952.03**	**$186,664.05** **$33,329.44**	**2.64%**

	Quantity	Price	Market Value	Tax Cost Adjusted Original	Unrealized Gain/Loss	Estimated Annual Income / Accrued Interest	Yield
Non-US Fixed Income							
SHELL INTERNATIONAL FIN 5 5/8% JUN 27 2011 DTD 06/27/2006 822582-AA-0 AA+ /AA1	10,000 000	107 55	10,754 80	10,796 70	(41 90)	562 50 6 25	1 75%
DIAGEO FINANCE BV NOTES 5 1/2% APR 1 2013 DTD 3/30/2006 25244S-AD-3 A- /A3	25,000 000	105 13	26,283 55	25,640 25	643 30	1,375 00 343 75	4 01%
BHP BILLION FIN USA LTD 5 1/2% APR 01 2014 DTD 03/25/2009 055451-AG-3 A+ /A1	25,000 000	107 27	26,818 50	24,916 50	1,902 00	1,375 00 343 75	3 81%
Total Non-US Fixed Income			**$63,856.85**	**$61,353.45**	**$2,503.40**	**$3,312.50** **$693.75**	**3.55%**

TAX PREPARER BS3
TRUST ADMINISTRATOR MA6
INVESTMENT OFFICER CW6

LEGEND: F - FEDERAL S - STATE I - INHERITED
E - EXEMPT FROM STATE U - ACQ COST UNKNOWN

PROPERTY DESCRIPTION	SHARES	DATE	SALES PRICE	COST BASIS	GAIN/LOSS	TERM
0000 AT&T CORP - 001957109 - MINOR = 31001						
SOLD		02/20/2009	134 16			
ACQ	0000		134 16	0 00	134 16	LT15
CHANGED 05/11/09 AW4						
2900 0000 AT&T INC - 00206R102 - MINOR = 31000						
SOLD		04/30/2009	74238 07			
ACQ	2900.0000	07/02/2007	74238 07	121443 01	-47204 94	LT15
700 0000 ABBOTT LABS - 002824100 - MINOR = 31001						
SOLD		07/16/2008	40228 77			
ACQ	600 0000	07/19/2007	34481 80	32478 00	2003 80	ST
	100.0000	08/02/2007	5746 97	5127 71	619 26	ST
400 0000 ABBOTT LABS - 002824100 - MINOR = 31001						
SOLD		11/12/2008	22058 56			
ACQ	400 0000	08/02/2007	22058 56	20510 84	1547 72	LT15
200 0000 ALLSTATE CORP - 020002101 - MINOR = 31000						
SOLD		10/02/2008	8456 75			
ACQ	200 0000	07/18/2005	8456 75	12398 00	-3941 25	LT15
1900 0000 ALLSTATE CORP - 020002101 - MINOR = 31000						
SOLD		01/30/2009	40232 07			
ACQ	600 0000	07/18/2005	12704 86	37194 00	-24489 14	LT15
	1300 0000	11/07/2007	27527 21	67067 00	-39539 79	LT15
2700 0000 ALTRIA GROUP INC - 02209S103 - MINOR = 31000						
SOLD		09/19/2008	55167 43			
ACQ	2400 0000	11/08/2005	49037 72	40688 22	8349 50	LT15
	300 0000	08/06/2007	6129 71	6255 89	-126 18	LT15
400 0000 ANHEUSER BUSCH COS INC - 035229103 - MINOR = 31001						
SOLD		07/17/2008	26799 78			
ACQ	400 0000	07/02/2007	26799 78	20880 00	5919 78	LT15
300 0000 ANHEUSER BUSCH COS INC - 035229103 - MINOR = 31001						
SOLD		10/10/2008	17696 89			
ACQ	300 0000	07/02/2007	17696 89	15660 00	2036 89	LT15
1100 0000 ANHEUSER BUSCH COS INC - 035229103 - MINOR = 31001						
SOLD		11/18/2008	77000 00			
ACQ	200 0000	07/02/2007	14000 00	10440 00	3560 00	LT15
	900 0000	08/21/2007	63000 00	43224 93	19775 07	LT15
1700 0000 B&G FOODS INC-CLASS A - 05508R106 - MINOR = 31001						
SOLD		08/07/2008	14401 63			
ACQ	1700 0000	07/02/2007	14401 63	22334 94	-7933.31	LT15
1800 0000 B&G FOODS INC-CLASS A - 05508R106 - MINOR = 31001						
SOLD		08/12/2008	15134 48			
ACQ	1800 0000	07/02/2007	15134 48	23648 76	-8514 28	LT15
100 0000 B&G FOODS INC-CLASS A - 05508R106 - MINOR = 31001						
SOLD		09/18/2008	726 07			
ACQ	100 0000	07/02/2007	726 07	1313 82	-587 75	LT15
200 0000 B&G FOODS INC-CLASS A - 05508R106 - MINOR = 31001						
SOLD		09/18/2008	1415 31			
ACQ	200 0000	07/02/2007	1415 31	2627 64	-1212 33	LT15
900 0000 B&G FOODS INC-CLASS A - 05508R106 - MINOR = 31001						
SOLD		09/19/2008	6913 22			
ACQ	300 0000	07/02/2007	2304 41	3941 46	-1637 05	LT15
	600 0000	08/29/2007	4608 81	7460 28	-2851 47	LT15
100 0000 B&G FOODS INC-CLASS A - 05508R106 - MINOR = 31001						
SOLD		09/19/2008	740 59			
ACQ	100 0000	08/29/2007	740 59	1243 38	-502 79	LT15
500 0000 B&G FOODS INC-CLASS A - 05508R106 - MINOR = 31001						
SOLD		09/22/2008	3843 03			
ACQ	500 0000	08/29/2007	3843 03	6216 90	-2373 87	LT15
400 0000 B&G FOODS INC-CLASS A - 05508R106 - MINOR = 31001						
SOLD		09/23/2008	2949 18			
ACQ	400 0000	08/29/2007	2949 18	4973 52	-2024 34	LT15
400 0000 B&G FOODS INC-CLASS A - 05508R106 - MINOR = 31001						
SOLD		09/23/2008	2958 21			
ACQ	400 0000	08/29/2007	2958 21	4973 52	-2015 31	LT15
3100 0000 BANK OF AMERICA CORP NEW - 060505104 - MINOR = 31000						
SOLD		01/15/2009	27775 47			
ACQ	2800 0000	09/07/2004	25087 52	123872 00	-98784 48	LT15
	300 0000	09/19/2008	2687 95	10827 00	-8139 05	ST
3700 0000 BANK OF AMERICA CORP NEW - 060505104 - MINOR = 31000						
SOLD		02/18/2009	17426 90			
ACQ	900 0000	07/23/2008	4238 98	30609 00	-26370 02	ST
	900 0000	09/19/2008	4238 98	32481 00	-28242 02	ST
	900 0000	10/14/2008	4238 98	23506 47	-19267 49	ST
	1000 0000	10/31/2008	4709 97	22979 30	-18269 33	ST
700 0000 BANK OF NEW YORK MELLON CORP - 064058100 - MINOR = 31001						
SOLD		09/30/2008	21512 05			
ACQ	700 0000	10/12/2007	21512 05	31930 64	-10418 59	ST
1000 0000 BELO CORP - 080555105 - MINOR = 31001						
SOLD		07/11/2008	6527 64			
ACQ	1000 0000	04/10/2008	6527 64	10730 00	-4202 36	ST
1500 0000 BELO CORP - 080555105 - MINOR = 31001						
SOLD		10/10/2008	5260 01			
ACQ	1500 0000	04/10/2008	5260 01	16095 00	-10834.99	ST
500 0000 BELO CORP - 080555105 - MINOR = 31001						
SOLD		10/10/2008	1778 83			
ACQ	500.0000	04/10/2008	1778 83	5365 00	-3586.17	ST

TAX PREPARER BS3
TRUST ADMINISTRATOR MA6
INVESTMENT OFFICER CW6

LEGEND F - FEDERAL S - STATE I - INHERITED
E - EXEMPT FROM STATE U - ACQ COST UNKNOWN

PROPERTY DESCRIPTION	SHARES	DATE	SALES PRICE	COST BASIS	GAIN/LOSS	TERM
400 0000 BLACK & DECKER CORP - 091797100 - MINOR = 31001						
SOLD		10/01/2008	23598 41			
ACQ	200 0000	03/28/2008	11799 21	13131 78	-1332 58	ST
	200 0000	04/15/2008	11799 21	13223 02	-1423 82	ST
600 0000 BLACK & DECKER CORP - 091797100 - MINOR = 31001						
SOLD		05/06/2009	23249 40			
ACQ	300 0000	03/28/2008	11624 70	19697 67	-8072 97	LT15
	300 0000	01/09/2009	11624 70	12669 00	-1044 30	ST
1100 0000 CEMEX S A - 151290889 - MINOR = 31000						
SOLD		09/12/2008	20252 99			
ACQ	1100 0000	06/11/2007	20252 99	43067 64	-22814 65	LT15
1200 0000 CEMEX S A - 151290889 - MINOR = 31000						
SOLD		01/29/2009	9851 93			
ACQ	100 0000	06/11/2007	820 99	3915 24	-3094 25	LT15
	800.0000	07/02/2007	6567 95	29832 00	-23264 05	LT15
	300 0000	10/11/2007	2462 98	9889 65	-7426 67	LT15
1700 0000 CEMEX S A - 151290889 - MINOR = 31000						
SOLD		04/22/2009	13416 88			
ACQ	1700 0000	10/11/2007	13416 88	56041 35	-42624 47	LT15
10000 0000 CHEVRON CORP - 166751AH0						
SOLD		06/18/2009	10183 10		SUB TRUST P60991208	
ACQ	10000.0000	05/05/2009	10183 10	10292 70	-109 60	ST
100 0000 CHEVRONTEXACO CORP COM - 166764100 - MINOR = 31000						
SOLD		07/21/2008	8623 96			
ACQ	100 0000	07/02/2007	8623 96	8509 00	114 96	LT15
300 0000 CHEVRONTEXACO CORP COM - 166764100 - MINOR = 31000						
SOLD		08/07/2008	25307 84			
ACQ	300 0000	07/02/2007	25307 84	25527 00	-219 16	LT15
200 0000 CHEVRONTEXACO CORP COM - 166764100 - MINOR = 31000						
SOLD		09/18/2008	16497 24			
ACQ	200 0000	07/02/2007	16497 24	17018 00	-520 76	LT15
400 0000 CHEVRONTEXACO CORP COM - 166764100 - MINOR = 31000						
SOLD		04/29/2009	26971 29			
ACQ	400 0000	07/02/2007	26971 29	34036 00	-7064 71	LT15
300 0000 CHUBB CORP - 171232101 - MINOR = 31001						
SOLD		09/23/2008	16663 57			
ACQ	300 0000	07/02/2007	16663 57	16374 00	289 57	LT15
300 0000 CHUBB CORP - 171232101 - MINOR = 31001						
SOLD		02/20/2009	11423 92			
ACQ	300 0000	07/02/2007	11423 92	16374 00	-4950 08	LT15
500 0000 CHUBB CORP - 171232101 - MINOR = 31001						
SOLD		03/11/2009	18056 41			
ACQ	500 0000	07/02/2007	18056 41	27290 00	-9233 59	LT15
500 0000 CHUBB CORP - 171232101 - MINOR = 31001						
SOLD		04/30/2009	19712 83			
ACQ	500 0000	07/02/2007	19712 83	27290 00	-7577 17	LT15
6200 0000 CITIGROUP INC - 172967101 - MINOR = 31000						
SOLD		03/02/2009	8400 95			
ACQ	3400 0000	11/17/1999	4606 97	135040 67	-130433 70	LT15
	700 0000	03/20/2008	948 49	15042 93	-14094 44	ST
	600 0000	03/25/2008	813 00	14280 66	-13467 66	ST
	1500 0000	09/19/2008	2032 49	31260 00	-29227 51	ST
300 0000 COCA COLA CO - 191216100 - MINOR = 31001						
SOLD		11/21/2008	12365 92			
ACQ	300 0000	11/08/2005	12365 92	12713 97	-348 05	LT15
100 0000 COCA COLA CO - 191216100 - MINOR = 31001						
SOLD		02/12/2009	4337 97			
ACQ	100 0000	11/08/2005	4337 97	4237 99	99 98	LT15
300 0000 COCA COLA CO - 191216100 - MINOR = 31001						
SOLD		02/26/2009	12551 92			
ACQ	300 0000	11/08/2005	12551 92	12713 97	-162 05	LT15
200 0000 CONOCOPHILLIPS - 20825C104 - MINOR = 31000						
SOLD		07/23/2008	16537 90			
ACQ	200 0000	07/02/2007	16537 90	16006 00	531 90	LT15
100 0000 CONOCOPHILLIPS - 20825C104 - MINOR = 31000						
SOLD		08/07/2008	8219 94			
ACQ	100 0000	07/02/2007	8219 94	8003 00	216 94	LT15
800 0000 CROWN CASTLE INTERNATIONAL CORP - 228227104 - MINOR = 31000						
SOLD		09/19/2008	28389 44			
ACQ	800 0000	07/02/2007	28389 44	29563 68	-1174 24	LT15
800 0000 CROWN CASTLE INTERNATIONAL CORP - 228227104 - MINOR = 31000						
SOLD		04/22/2009	18048 24			
ACQ	800 0000	07/02/2007	18048 24	29563 68	-11515 44	LT15
2406 4700 DAIMLER CHRYSLER AUTO TRUST - 23383VDK3						
SOLD		05/08/2009	2406 47		SUB TRUST P60991208	
ACQ	2406 4700	02/10/2009	2406 47	2334 28	72 19	ST
2438 8300 DAIMLER CHRYSLER AUTO TRUST - 23383VDK3						
SOLD		06/08/2009	2438 83		SUB TRUST P60991208	
ACQ	2438 8300	02/10/2009	2438 83	2365 66	73 17	ST
700 0000 EMERSON ELEC CO - 291011104 - MINOR = 31001						
SOLD		01/30/2009	22946 64			
ACQ	600 0000	07/02/2007	19668 55	28398 00	-8729 45	LT15
	100 0000	02/06/2008	3278 09	5047 00	-1768 91	ST

TAX PREPARER BS3
TRUST ADMINISTRATOR. MA6
INVESTMENT OFFICER CW6

LEGEND F - FEDERAL S - STATE I - INHERITED
E - EXEMPT FROM STATE U - ACQ COST UNKNOWN

PROPERTY DESCRIPTION	SHARES	DATE	SALES PRICE	COST BASIS	GAIN/LOSS	TERM
100 0000 EXXON MOBIL CORPORATION - 30231G102 - MINOR = 31001						
SOLD		07/21/2008	8236 55			
ACQ	100 0000	07/02/2007	8236 55	8463 00	-226 45	LT15
200 0000 EXXON MOBIL CORPORATION - 30231G102 - MINOR = 31001						
SOLD		08/07/2008	15695 90			
ACQ	200 0000	07/02/2007	15695 90	16926 00	-1230 10	LT15
300 0000 EXXON MOBIL CORPORATION - 30231G102 - MINOR = 31001						
SOLD		09/18/2008	23144 86			
ACQ	300 0000	07/02/2007	23144 86	25389 00	-2244 14	LT15
500 0000 EXXON MOBIL CORPORATION - 30231G102 - MINOR = 31001						
SOLD		10/06/2008	37908 12			
ACQ	500 0000	07/02/2007	37908 12	42315 00	-4406 88	LT15
500 0000 EXXON MOBIL CORPORATION - 30231G102 - MINOR = 31001						
SOLD		04/30/2009	33309 13			
ACQ	500 0000	07/02/2007	33309 13	42315 00	-9005 87	LT15
1336 9300 FREDDIE MAC - 312962GR8						
SOLD		02/17/2009	1336 93		SUB TRUST P60991208	
ACQ	1336 9300	01/23/2009	1336 93	1374 01	-37 08	ST
1344 6400 FREDDIE MAC - 312962GR8						
SOLD		03/16/2009	1344 64		SUB TRUST P60991208	
ACQ	1344 6400	01/23/2009	1344 64	1381 93	-37 29	ST
2155 4800 FREDDIE MAC - 312962GR8						
SOLD		04/15/2009	2155 48		SUB TRUST P60991208	
ACQ	2155 4800	01/23/2009	2155 48	2215 26	-59 78	ST
1709 1000 FREDDIE MAC - 312962GR8						
SOLD		05/15/2009	1709 10		SUB TRUST P60991208	
ACQ	1709 1000	01/23/2009	1709 10	1756 50	-47 40	ST
1386 1900 FREDDIE MAC - 312962GR8						
SOLD		06/15/2009	1386 19		SUB TRUST P60991208	
ACQ	1386 1900	01/23/2009	1386 19	1424 64	-38 45	ST
220000 0000 FEDERAL HOME LOAN BANK - 3133MNVV0 - MINOR = 02021						
SOLD		03/23/2009	245627 80		SUB TRUST P60991208	
ACQ	220000.0000	01/20/2009	245627 80	246402 64	-774 84	ST
2700 0000 FEDERAL HOME LN MTG CORP - 313400301 - MINOR = 31001						
SOLD		07/15/2008	14615 98			
ACQ	400 0000	08/04/2005	2165 33	25224 00	-23058 67	LT15
	1300 0000	07/02/2007	7037 32	79924 00	-72886 68	LT15
	1000 0000	03/20/2008	5413 33	33288 30	-27874 97	ST
120000 0000 FEDERAL NATIONAL MORTGAGE ASSN - 31359MFS7 - MINOR = 02311						
SOLD		06/16/2009	127680 00		SUB TRUST P60991208	
ACQ	120000 0000	01/20/2009	127680 00	129892 20	-2212 20	ST
3074 5800 FANNIE MAE - 31371LAP4						
SOLD		02/25/2009	3074.58		SUB TRUST P60991208	
ACQ	3074 5800	01/21/2009	3074 58	3117 82	-43 24	ST
1977 1500 FANNIE MAE - 31371LAP4						
SOLD		03/25/2009	1977 15		SUB TRUST P60991208	
ACQ	1977 1500	01/21/2009	1977 15	2004 95	-27 80	ST
1728 8800 FANNIE MAE - 31371LAP4						
SOLD		04/27/2009	1728 88		SUB TRUST P60991208	
ACQ	1728 8800	01/21/2009	1728 88	1753 19	-24 31	ST
1282 8100 FANNIE MAE - 31371LAP4						
SOLD		05/26/2009	1282 81		SUB TRUST P60991208	
ACQ	1282 8100	01/21/2009	1282 81	1300 85	-18 04	ST
1710 0400 FANNIE MAE - 31371LAP4						
SOLD		06/25/2009	1710 04		SUB TRUST P60991208	
ACQ	1710.0400	01/21/2009	1710 04	1734 09	-24 05	ST
731 0400 FANNIE MAE - 31391CMB8						
SOLD		02/25/2009	731 04		SUB TRUST P60991208	
ACQ	731 0400	01/21/2009	731 04	763 94	-32 90	ST
2259 4900 FANNIE MAE - 31391CMB8						
SOLD		03/25/2009	2259 49		SUB TRUST P60991208	
ACQ	2259 4900	01/21/2009	2259 49	2361 17	-101 68	ST
725 4400 FANNIE MAE - 31391CMB8						
SOLD		04/27/2009	725 44		SUB TRUST P60991208	
ACQ	725 4400	01/21/2009	725 44	758 08	-32 64	ST
738 1200 FANNIE MAE - 31391CMB8						
SOLD		05/26/2009	738 12		SUB TRUST P60991208	
ACQ	738 1200	01/21/2009	738 12	771 34	-33 22	ST
736 3300 FANNIE MAE - 31391CMB8						
SOLD		06/25/2009	736 33		SUB TRUST P60991208	
ACQ	736 3300	01/21/2009	736 33	769 46	-33 13	ST
1600 0000 FIFTH THIRD BANCORP - 316773100 - MINOR = 31000						
SOLD		01/22/2009	4511 95			
ACQ	1600 0000	09/19/2008	4511 95	27874 72	-23362 77	ST
100 0000 FIRSTENERGY CORP - 337932107 - MINOR = 31000						
SOLD		03/31/2009	3886 30			
ACQ	100 0000	07/02/2007	3886 30	6634 50	-2748 20	LT15
200 0000 FIRSTENERGY CORP - 337932107 - MINOR = 31000						
SOLD		03/31/2009	7772 59			
ACQ	200 0000	07/02/2007	7772 59	13269 00	-5496 41	LT15
600 0000 FIRSTENERGY CORP - 337932107 - MINOR = 31000						
SOLD		06/19/2009	23251 01			
ACQ	600 0000	07/02/2007	23251 01	39807 00	-16555 99	LT15

TAX PREPARER BS3
TRUST ADMINISTRATOR MA6
INVESTMENT OFFICER CW6

LEGEND F - FEDERAL S - STATE I - INHERITED
E - EXEMPT FROM STATE U - ACQ COST UNKNOWN

PROPERTY DESCRIPTION	SHARES	DATE	SALES PRICE	COST BASIS	GAIN/LOSS	TERM
900 0000 FORESTAR GROUP INC - 346233109 - MINOR = 44						
SOLD		01/23/2009	11049 76			
ACQ	466 0000	07/02/2007	5721 32	21702 26	-15980 94	LT15
	334 0000	12/13/2007	4100 69	8172 18	-4071 49	LT15
	100 0000	12/13/2007	1227 75	2467 62	-1239 87	LT15
300 0000 FORTUNE BRANDS INC - 349631101 - MINOR = 31000						
SOLD		01/22/2009	11273 92			
ACQ	300 0000	12/20/2007	11273 92	22025 49	-10751 57	LT15
400 0000 FORTUNE BRANDS INC - 349631101 - MINOR = 31000						
SOLD		01/29/2009	13835 91			
ACQ	400 0000	12/20/2007	13835 91	29367 32	-15531 41	LT15
700 0000 FORTUNE BRANDS INC - 349631101 - MINOR = 31000						
SOLD		03/10/2009	13271 90			
ACQ	200 0000	02/08/2008	3791 97	12969 00	-9177 03	LT15
	200 0000	03/18/2008	3791 97	12873 00	-9081 03	ST
	300 0000	06/19/2008	5687 96	19641 00	-13953 04	ST
1100 0000 GENERAL ELEC CO - 369604103 - MINOR = 31001						
SOLD		10/01/2008	25749 86			
ACQ	1100 0000	07/21/1983	25749 86	2445 21	23304 65	LT15
700 0000 GENERAL ELEC CO - 369604103 - MINOR = 31001						
SOLD		01/29/2009	8973 94			
ACQ	700 0000	07/21/1983	8973 94	1556 04	7417 90	LT15
3600 0000 GENERAL ELEC CO - 369604103 - MINOR = 31001						
SOLD		02/24/2009	32435 81			
ACQ	3600 0000	07/21/1983	32435 81	8002 50	24433 31	LT15
200 0000 GENERAL MLS INC - 370334104 - MINOR = 31001						
SOLD		10/02/2008	14007 34			
ACQ	200 0000	07/02/2007	14007 34	11766 00	2241 34	LT15
200 0000 GENERAL MLS INC - 370334104 - MINOR = 31001						
SOLD		11/21/2008	12113 93			
ACQ	200 0000	07/02/2007	12113 93	11766 00	347 93	LT15
100 0000 GENERAL MLS INC - 370334104 - MINOR = 31001						
SOLD		01/09/2009	5811 97			
ACQ	100 0000	07/02/2007	5811 97	5883 00	-71 03	LT15
100 0000 GENERAL MLS INC - 370334104 - MINOR = 31001						
SOLD		02/20/2009	5499 96			
ACQ	100 0000	07/02/2007	5499 96	5883 00	-383 04	LT15
500 0000 GENUINE PARTS CO - 372460105 - MINOR = 31001						
SOLD		10/31/2008	19899 86			
ACQ	500 0000	07/02/2007	19899 86	25150 00	-5250 14	LT15
200 0000 GENUINE PARTS CO - 372460105 - MINOR = 31001						
SOLD		01/22/2009	6715 96			
ACQ	200 0000	07/02/2007	6715 96	10060 00	-3344 04	LT15
300 0000 GENUINE PARTS CO - 372460105 - MINOR = 31001						
SOLD		04/29/2009	10361 72			
ACQ	300 0000	07/02/2007	10361 72	15090 00	-4728 28	LT15
2800 0000 GENWORTH FINANCIAL INC - 37247D106 - MINOR = 31000						
SOLD		11/07/2008	8566 82			
ACQ	2800 0000	09/19/2008	8566 82	35682 36	-27115 54	ST
3637 9510 HARBOR INTERNATIONAL FUND - 411511306 - MINOR = 08010						
SOLD		02/18/2009	120707 21			
ACQ	3637 9510	01/08/2008	120707 21	250000 00	-129292 79	LT15
1868 0700 HARLEY DAVIDSON MOTORCYCLE TRUST - 41283ABY4						
SOLD		02/19/2009	1868 07		SUB TRUST P60991208	
ACQ	1868 0700	01/26/2009	1868 07	1793 35	74 72	ST
1918 3400 HARLEY DAVIDSON MOTORCYCLE TRUST - 41283ABY4						
SOLD		03/16/2009	1918 34		SUB TRUST P60991208	
ACQ	1918 3400	01/26/2009	1918 34	1841 61	76 73	ST
2204 6400 HARLEY DAVIDSON MOTORCYCLE TRUST - 41283ABY4						
SOLD		04/15/2009	2204 64		SUB TRUST P60991208	
ACQ	2204 6400	01/26/2009	2204 64	2116 45	88 19	ST
2070 0600 HARLEY DAVIDSON MOTORCYCLE TRUST - 41283ABY4						
SOLD		05/15/2009	2070 06		SUB TRUST P60991208	
ACQ	2070 0600	01/26/2009	2070 06	1987 26	82 80	ST
1791 6200 HARLEY DAVIDSON MOTORCYCLE TRUST - 41283ABY4						
SOLD		06/15/2009	1791 62		SUB TRUST P60991208	
ACQ	1791 6200	01/26/2009	1791 62	1719 95	71 67	ST
300 0000 HARTFORD FINL SVCS GROUP INC - 416515104 - MINOR = 31001						
SOLD		09/03/2008	19109 89			
ACQ	300 0000	01/11/2008	19109 89	25351 50	-6241 61	ST
600 0000 HARTFORD FINL SVCS GROUP INC - 416515104 - MINOR = 31001						
SOLD		02/06/2009	6821 95			
ACQ	500 0000	01/11/2008	5684 96	42252 50	-36567 54	LT15
	100 0000	03/25/2008	1136 99	7494 00	-6357 01	ST
25000 0000 HEWLETT PACKARD CO - 428236AV5						
SOLD		06/01/2009	26294 50		SUB TRUST P60991208	
ACQ	25000 0000	02/23/2009	26294 50	24998 25	1296 25	ST
1100 0000 INTEL CORP - 458140100 - MINOR = 31001						
SOLD		10/15/2008	17665 79			
ACQ	1100 0000	07/02/2007	17665 79	26664 00	-8998 21	LT15
1100 0000 INTEL CORP - 458140100 - MINOR = 31001						
SOLD		03/25/2009	17126 89			
ACQ	1100 0000	07/02/2007	17126 89	26664 00	-9537 11	LT15

TAX PREPARER BS3
TRUST ADMINISTRATOR MA6
INVESTMENT OFFICER CW6

LEGEND F - FEDERAL S - STATE I - INHERITED
E - EXEMPT FROM STATE U - ACQ COST UNKNOWN

PROPERTY DESCRIPTION	SHARES	DATE	SALES PRICE	COST BASIS	GAIN/LOSS	TERM
200 0000 KELLOGG CO - 487836108 - MINOR = 31001						
SOLD		10/14/2008	10317 93			
ACQ	200 0000	07/30/2007	10317 93	10410 00	-92 07	LT15
400 0000 KELLOGG CO - 487836108 - MINOR = 31001						
SOLD		01/09/2009	17343 89			
ACQ	300 0000	07/02/2007	13007 92	15522 00	-2514 08	LT15
	100 0000	07/30/2007	4335 97	5205 00	-869 03	LT15
200 0000 KELLOGG CO - 487836108 - MINOR = 31001						
SOLD		02/12/2009	8073 95			
ACQ	200 0000	07/02/2007	8073 95	10348 00	-2274 05	LT15
900 0000 KELLOGG CO - 487836108 - MINOR = 31001						
SOLD		04/22/2009	35510 54			
ACQ	500 0000	07/02/2007	19728 08	25870 00	-6141 92	LT15
	400 0000	01/18/2008	15782 46	19736 00	-3953 54	LT15
400 0000 KRAFT FOODS INC - 50075N104 - MINOR = 31001						
SOLD		10/14/2008	11299 92			
ACQ	400 0000	07/02/2007	11299 92	14204 00	-2904 08	LT15
700 0000 KRAFT FOODS INC - 50075N104 - MINOR = 31001						
SOLD		02/03/2009	19669 88			
ACQ	700 0000	07/02/2007	19669 88	24857 00	-5187 12	LT15
400 0000 KRAFT FOODS INC - 50075N104 - MINOR = 31001						
SOLD		02/12/2009	9935 94			
ACQ	100 0000	07/02/2007	2483 99	3551 00	-1067 02	LT15
	300 0000	01/09/2009	7451 96	8364 00	-912 05	ST
400 0000 KRAFT FOODS INC - 50075N104 - MINOR = 31001						
SOLD		06/12/2009	10387 72			
ACQ	100 0000	11/08/2005	2596 93	2689 63	-92 70	LT15
	200 0000	01/07/2009	5193 86	5526 00	-332 14	ST
	100 0000	01/09/2009	2596 93	2788 00	-191 07	ST
800 0000 LIMITED BRANDS INC - 532716107 - MINOR = 31001						
SOLD		08/21/2008	15631 90			
ACQ	800 0000	07/02/2007	15631 90	22799 12	-7167 22	LT15
1200 0000 LIMITED BRANDS INC - 532716107 - MINOR = 31001						
SOLD		12/02/2008	9356 70			
ACQ	1200 0000	07/02/2007	9356 70	34198 68	-24841 98	LT15
1000 0000 LIMITED BRANDS INC - 532716107 - MINOR = 31001						
SOLD		01/22/2009	8249 94			
ACQ	1000 0000	07/02/2007	8249.94	28498.90	-20248 96	LT15
200 0000 LORILLARD INC - 544147101 - MINOR = 44						
SOLD		11/25/2008	11735 93			
ACQ	200 0000	07/02/2007	11735 93	15836 18	-4100 25	LT15
200 0000 LORILLARD INC - 544147101 - MINOR = 44						
SOLD		12/15/2008	11201 93			
ACQ	200 0000	07/02/2007	11201 93	15836 18	-4634 25	LT15
200 0000 LORILLARD INC - 544147101 - MINOR = 44						
SOLD		01/09/2009	11257 93			
ACQ	200 0000	07/02/2007	11257 93	15836 18	-4578 25	LT15
200 0000 LORILLARD INC - 544147101 - MINOR = 44						
SOLD		05/22/2009	13512 90			
ACQ	200 0000	07/02/2007	13512 90	15836 18	-2323 28	LT15
200 0000 M & T BANK CORP - 55261F104 - MINOR = 31000						
SOLD		04/17/2009	12237 68			
ACQ	200 0000	01/31/2008	12237 68	18260 00	-6022 32	LT15
500 0000 MARSH & MCLENNAN COMPANIES INC - 571748102 - MINOR = 31001						
SOLD		03/03/2009	8864 24			
ACQ	500 0000	10/10/2008	8864 24	13035 00	-4170 76	ST
600 0000 MERCK & CO INC - 589331107 - MINOR = 31001						
SOLD		07/21/2008	22018 61			
ACQ	600 0000	07/19/2007	22018 61	29526 00	-7507 39	LT15
2400 0000 MORGAN ST DEAN WITTER DISCOVER - 617446448 - MINOR = 31000						
SOLD		10/09/2008	32351 81			
ACQ	1400 0000	11/08/2005	18871 89	61740 98	-42869 09	LT15
	1000 0000	09/19/2008	13479 92	27230 00	-13750 08	ST
0000 MOTOROLA INC - 620076109 - MINOR = 31001						
SOLD		05/13/2009	1401 93			
ACQ	0000		1401 93	0 00	1401 93	LT15
CHANGED 12/22/09 AW4						
1296 6100 NISSAN AUTO RECEIVABLES OWNER TRUST - 65475CAD4						
SOLD		03/16/2009	1296 61		SUB TRUST P60991208	
ACQ	1296 6100	01/29/2009	1296 61	1295 19	1 42	ST
5520 9400 NISSAN AUTO RECEIVABLES OWNER TRUST - 65475CAD4						
SOLD		04/15/2009	5520 94		SUB TRUST P60991208	
ACQ	5520 9400	01/29/2009	5520 94	5514 90	6 04	ST
4912 3100 NISSAN AUTO RECEIVABLES OWNER TRUST - 65475CAD4						
SOLD		05/15/2009	4912 31		SUB TRUST P60991208	
ACQ	4912 3100	01/29/2009	4912 31	4906 94	5 37	ST
4593 0600 NISSAN AUTO RECEIVABLES OWNER TRUST - 65475CAD4						
SOLD		06/15/2009	4593 06		SUB TRUST P60991208	
ACQ	4593 0600	01/29/2009	4593 06	4588 04	5 02	ST
0000 NORTEL NETWORKS CORP NEW - 656568102 - MINOR = 31000						
SOLD		07/02/2008	1882 15			
ACQ	0000		1882 15	0 00	1882 15	LT15
CHANGED 08/18/08 AW4						

TAX PREPARER BS3
TRUST ADMINISTRATOR MA6
INVESTMENT OFFICER CW6

LEGEND. F - FEDERAL S - STATE I - INHERITED
E - EXEMPT FROM STATE U - ACQ COST UNKNOWN

PROPERTY DESCRIPTION	SHARES	DATE	SALES PRICE	COST BASIS	GAIN/LOSS	TERM
145 0000 NORTEL NETWORKS CORP - 656568508 - MINOR = 31000						
SOLD		10/24/2008	162 39			
ACQ	145 0000	10/07/2008	162 39	0 01	162 38	ST
500 0000 NORTHEAST UTILITIES - 664397106 - MINOR = 31001						
SOLD		02/06/2009	12309 92			
ACQ	500 0000	01/11/2008	12309 92	15333 15	-3023 23	LT15
400 0000 NORTHEAST UTILITIES - 664397106 - MINOR = 31001						
SOLD		03/09/2009	7971 94			
ACQ	200 0000	01/11/2008	3985 97	6133 26	-2147 29	LT15
	200 0000	01/18/2008	3985 97	6023 34	-2037 37	LT15
100 0000 NOVARTIS A G - 66987V109 - MINOR = 31000						
SOLD		07/11/2008	5662 96			
ACQ	100 0000	09/28/2007	5662 96	5495 00	167 96	ST
500 0000 P G & E CORPORATION - 69331C108 - MINOR = 31000						
SOLD		09/18/2008	19504 88			
ACQ	100.0000	07/19/2007	3900 98	4620 00	-719 02	LT15
	400 0000	10/02/2007	15603 90	19244 00	-3640 10	ST
200 0000 P G & E CORPORATION - 69331C108 - MINOR = 31000						
SOLD		01/07/2009	7535 95			
ACQ	200.0000	07/19/2007	7535 95	9240 00	-1704 05	LT15
300 0000 P G & E CORPORATION - 69331C108 - MINOR = 31000						
SOLD		02/06/2009	11606 93			
ACQ	300 0000	07/19/2007	11606 93	13860 00	-2253 07	LT15
400 0000 P G & E CORPORATION - 69331C108 - MINOR = 31000						
SOLD		03/09/2009	14519 90			
ACQ	400 0000	07/02/2007	14519 90	18468 00	-3948 10	LT15
1400 0000 PEOPLE'S UNITED FINANCIAL INC - 712704105						
SOLD		09/18/2008	25899 84			
ACQ	1400 0000	07/02/2007	25899 84	25340 00	559 84	LT15
1200 0000 PEOPLE'S UNITED FINANCIAL INC - 712704105						
SOLD		11/10/2008	21225 63			
ACQ	1200.0000	07/02/2007	21225 63	21720 00	-494 37	LT15
400 0000 PEOPLE'S UNITED FINANCIAL INC - 712704105						
SOLD		02/19/2009	6463 99			
ACQ	400 0000	07/02/2007	6463 99	7240 00	-776 01	LT15
200 0000 PEPSICO INC - 713448108 - MINOR = 31001						
SOLD		02/11/2009	10063 94			
ACQ	200.0000	05/12/2008	10063 94	13432 00	-3368 06	ST
300 0000 PEPSICO INC - 713448108 - MINOR = 31001						
SOLD		04/22/2009	14540 72			
ACQ	300 0000	05/12/2008	14540 72	20148 00	-5607 28	ST
400 0000 PEPSICO INC - 713448108 - MINOR = 31001						
SOLD		04/24/2009	19355 48			
ACQ	200 0000	06/19/2008	9677 74	13170 00	-3492 26	ST
	200 0000	01/09/2009	9677 74	10498 00	-820 26	ST
200 0000 PEPSICO INC - 713448108 - MINOR = 31001						
SOLD		05/06/2009	9927 74			
ACQ	100 0000	11/21/2008	4963 87	5027 00	-63 13	ST
	100 0000	01/09/2009	4963 87	5249 00	-285 13	ST
300 0000 PHILIP MORRIS INTERNATIONAL - 718172109 - MINOR = 44						
SOLD		12/09/2008	12674 92			
ACQ	300 0000	08/06/2007	12674 92	14372 11	-1697 19	LT15
400 0000 PHILIP MORRIS INTERNATIONAL - 718172109 - MINOR = 44						
SOLD		01/09/2009	16963 89			
ACQ	400 0000	11/08/2005	16963 89	15579 32	1384 57	LT15
300 0000 PHILIP MORRIS INTERNATIONAL - 718172109 - MINOR = 44						
SOLD		02/27/2009	10106 93			
ACQ	300 0000	11/08/2005	10106 93	11684 49	-1577 56	LT15
600 0000 PITNEY-BOWES INC - 724479100 - MINOR = 31001						
SOLD		09/19/2008	21260 46			
ACQ	600 0000	07/02/2007	21260 46	28160 34	-6899 88	LT15
1700 0000 PITNEY-BOWES INC - 724479100 - MINOR = 31001						
SOLD		09/29/2008	54943 68			
ACQ	1700 0000	07/02/2007	54943 68	79787 63	-24843 95	LT15
1100 0000 PLUM CREEK TIMBER COMPANY INC - 729251108 - MINOR = 31000						
SOLD		10/09/2008	46878 74			
ACQ	1100 0000	07/02/2007	46878 74	47498 00	-619 26	LT15
500 0000 PLUM CREEK TIMBER COMPANY INC - 729251108 - MINOR = 31000						
SOLD		10/31/2008	18295 46			
ACQ	500 0000	07/02/2007	18295 46	21590 00	-3294 54	LT15
400 0000 PLUM CREEK TIMBER COMPANY INC - 729251108 - MINOR = 31000						
SOLD		01/07/2009	13299 81			
ACQ	400 0000	07/02/2007	13299 81	17272 00	-3972 19	LT15
200 0000 PLUM CREEK TIMBER COMPANY INC - 729251108 - MINOR = 31000						
SOLD		03/04/2009	5047 96			
ACQ	200 0000	07/02/2007	5047 96	8636 00	-3588 04	LT15
400 0000 T ROWE PRICE GROUP INC - 74144T108 - MINOR = 31000						
SOLD		04/22/2009	14980 56			
ACQ	400 0000	02/06/2009	14980 56	11343 96	3636 60	ST
300 0000 PROCTER & GAMBLE CO - 742718109 - MINOR = 31001						
SOLD		07/17/2008	19012 03			
ACQ	300 0000	01/18/2008	19012 03	20346 00	-1333 97	ST
100 0000 PROCTER & GAMBLE CO - 742718109 - MINOR = 31001						
SOLD		02/12/2009	4999 97			
ACQ	100 0000	07/30/2007	4999 97	6334 00	-1334 03	LT15

TAX PREPARER BS3
TRUST ADMINISTRATOR MA6
INVESTMENT OFFICER CW6

LEGEND F - FEDERAL S - STATE I - INHERITED
E - EXEMPT FROM STATE U - ACQ COST UNKNOWN

PROPERTY DESCRIPTION	SHARES	DATE	SALES PRICE	COST BASIS	GAIN/LOSS	TERM
400 0000 PRUDENTIAL FINANCIAL INC - 744320102 - MINOR = 31000						
SOLD		03/02/2009	6051 95			
ACQ	400 0000	07/15/2008	6051 95	22848 00	-16796 05	ST
10000 0000 PRUDENTIAL FINANCIAL - 74432QAD7						
SOLD		06/03/2009	9400 80		SUB TRUST P60991208	
ACQ	10000 0000	01/30/2009	9400 80	9101 12	299 68	ST
200 0000 PUBLIC STORAGE INC - 74460D109 - MINOR = 31000						
SOLD		08/07/2008	16343 90			
ACQ	200 0000	03/10/2008	16343 90	15920 00	423 90	ST
300 0000 PUBLIC STORAGE INC - 74460D109 - MINOR = 31000						
SOLD		09/19/2008	29506 62			
ACQ	300 0000	07/02/2007	29506 62	23695 08	5811 54	LT15
200 0000 PUBLIC STORAGE INC - 74460D109 - MINOR = 31000						
SOLD		10/06/2008	16926 47			
ACQ	200 0000	07/02/2007	16926 47	15796 72	1129 75	LT15
500 0000 RAYONIER INC - 754907103 - MINOR = 31001						
SOLD		12/15/2008	14615 76			
ACQ	500 0000	07/02/2007	14615 76	23145 00	-8529 24	LT15
300 0000 RAYONIER INC - 754907103 - MINOR = 31001						
SOLD		02/19/2009	8399 94			
ACQ	300 0000	07/02/2007	8399 94	13832 69	-5432 75	LT15
400 0000 RAYONIER INC - 754907103 - MINOR = 31001						
SOLD		03/04/2009	10259 92			
ACQ	400.0000	07/02/2007	10259 92	18443 58	-8183.66	LT15
600 0000 RAYONIER INC - 754907103 - MINOR = 31001						
SOLD		03/31/2009	17756 06			
ACQ	600 0000	07/02/2007	17756 06	27665 38	-9909 32	LT15
1400 0000 REGAL ENTERTAINMENT GROUP - 758766109 - MINOR = 31000						
SOLD		09/19/2008	23141 87			
ACQ	1400 0000	07/02/2007	23141 87	30324 00	-7182 13	LT15
2000 0000 REGAL ENTERTAINMENT GROUP - 758766109 - MINOR = 31000						
SOLD		02/26/2009	20181 88			
ACQ	2000 0000	07/02/2007	20181 88	43320 00	-23138 12	LT15
200 0000 ROHM & HAAS CO - 775371107 - MINOR = 31001						
SOLD		07/18/2008	14804 78			
ACQ	200 0000	10/18/2007	14804 78	11116 42	3688 36	ST
500 0000 ROHM & HAAS CO - 775371107 - MINOR = 31001						
SOLD		07/23/2008	37179 79			
ACQ	300 0000	10/16/2007	22307 87	16330 77	5977 10	ST
	200 0000	10/18/2007	14871 92	11116 42	3755 50	ST
300 0000 ROHM & HAAS CO - 775371107 - MINOR = 31001						
SOLD		11/26/2008	20123 88			
ACQ	300 0000	10/16/2007	20123 88	16330 77	3793 11	LT15
900 0000 ROHM & HAAS CO - 775371107 - MINOR = 31001						
SOLD		12/26/2008	57021 51			
ACQ	600 0000	10/16/2007	38014 34	32661 54	5352 80	LT15
	300 0000	12/20/2007	19007 17	16326 00	2681 17	LT15
200 0000 ROHM & HAAS CO - 775371107 - MINOR = 31001						
SOLD		03/10/2009	15523 89			
ACQ	200 0000	11/20/2007	15523 89	9716 00	5807 89	LT15
11638 7340 T ROWE PRICE INTERNATIONAL FUNDS INC - 77956H500 - MINOR = 08010						
SOLD		02/26/2009	83682 50			
ACQ	11638 7340	01/08/2008	83682 50	249999 99	-166317 49	LT15
1100 0000 ROYAL DUTCH SHELL PLC - 780259206 - MINOR = 31000						
SOLD		02/11/2009	54658 67			
ACQ	1100 0000	07/02/2007	54658 67	91608 00	-36949 33	LT15
100 0000 SHERWIN-WILLIAMS CO - 824348106 - MINOR = 31001						
SOLD		04/16/2009	5485 84			
ACQ	100 0000	06/03/2008	5485 84	5423 86	61 98	ST
200 0000 SHERWIN-WILLIAMS CO - 824348106 - MINOR = 31001						
SOLD		04/22/2009	11519 58			
ACQ	200 0000	06/03/2008	11519.58	10847 72	671 86	ST
300 0000 STATE STREET CORP - 857477103 - MINOR = 31000						
SOLD		03/02/2009	6645 83			
ACQ	300 0000	09/18/2008	6645 83	14112 00	-7466 17	ST
1100 0000 SUNTRUST BANKS INC - 867914103 - MINOR = 31001						
SOLD		03/02/2009	12539 91			
ACQ	1100.0000	07/02/2007	12539 91	95595 50	-83055 59	LT15
1600 0000 SUPERVALU INC - 868536103 - MINOR = 31000						
SOLD		03/25/2009	24491 37			
ACQ	500 0000	07/18/2008	7653 55	14000 00	-6346 45	ST
	1100.0000	10/02/2007	16837 82	39927 69	-23089 87	LT15
3200 0000 SYNOVUS FINANCIAL CORP - 87161C105 - MINOR = 31000						
SOLD		11/06/2008	27891 36			
ACQ	645 0000	01/31/2008	5621 85	8532 64	-2910 79	ST
	2555 0000	01/31/2008	22269 51	33163 64	-10894 13	ST
1000 0000 TEMPLE INLAND INC - 879868107 - MINOR = 31001						
SOLD		10/29/2008	4708 17			
ACQ	1000 0000	07/02/2007	4708 17	37126 74	-32418 57	LT15
1700 0000 TEMPLE INLAND INC - 879868107 - MINOR = 31001						
SOLD		10/29/2008	8096 70			
ACQ	400 0000	07/02/2007	1905 11	14850 69	-12945 58	LT15
	1000 0000	12/13/2007	4762 76	19572 57	-14809 81	ST
	300 0000	12/13/2007	1428 83	5910 01	-4481 18	ST

TAX PREPARER BS3
TRUST ADMINISTRATOR MA6
INVESTMENT OFFICER CW6

LEGEND F - FEDERAL S - STATE I - INHERITED
E - EXEMPT FROM STATE U - ACQ COST UNKNOWN

PROPERTY DESCRIPTION	SHARES	DATE	SALES PRICE	COST BASIS	GAIN/LOSS	TERM
400 0000 3M CO COM - 88579Y101 - MINOR = 31001						
SOLD		07/18/2008	27399 84			
ACQ	400 0000	04/09/2008	27399 84	31700 80	-4300 96	ST
400 0000 TIFFANY & CO - 886547108 - MINOR = 31001						
SOLD		01/09/2009	9175 93			
ACQ	400 0000	10/02/2008	9175 93	13639 64	-4463 71	ST
150000 0000 U S A NOTES - 9128275Z1 - MINOR = 02111						
SOLD		06/16/2009	156046 88		SUB TRUST P60991208	
ACQ	150000 0000	01/20/2009	156046 88	159544 92	-3498 04	ST
505000 0000 U S A NOTES - 912828CH1 - MINOR = 02111						
SOLD		05/15/2009	505000 00			
ACQ	505000 0000	02/14/2005	505000 00	510365 63	-5365 63	LT15
450000 0000 U S A NOTES - 912828EL0 - MINOR = 02111						
SOLD		11/17/2008	450000 00			
ACQ	450000 0000	02/16/2006	450000 00	450000 00	0 00	LT15
800000 0000 U S A NOTES - 912828FT2 - MINOR = 02111						
SOLD		09/30/2008	800000 00			
ACQ	800000 0000	12/13/2006	800000 00	798843 75	1156 25	LT15
1100000 0000 U S A NOTES - 912828GE4 - MINOR = 01022						
SOLD		02/02/2009	1100000 00			
ACQ	1100000 0000	02/21/2007	1100000 00	1100472 66	-472 66	LT15
375000 0000 U S A NOTES - 912828GT1 - MINOR = 02111						
SOLD		06/01/2009	375000 00			
ACQ	375000 0000	07/31/2007	375000 00	376567 38	-1567 38	LT15
1000000 0000 U S A NOTES - 912828GV6 - MINOR = 02011						
SOLD		06/30/2009	1000000 00			
ACQ	1000000 0000	09/07/2007	1000000 00	1016250 00	-16250 00	LT15
500 0000 UNITED TECHNOLOGIES CORP - 913017109 - MINOR = 31001						
SOLD		01/30/2009	23986 31			
ACQ	200.0000	07/02/2007	9594 52	14490 00	-4895 48	LT15
	300 0000	08/29/2007	14391 79	22179 00	-7787 21	LT15
170 0000 V F CORP - 918204108 - MINOR = 31001						
SOLD		08/15/2008	13045 71			
ACQ	170 0000	07/02/2007	13045 71	15656 78	-2611 07	LT15
200 0000 V F CORP - 918204108 - MINOR = 31001						
SOLD		01/29/2009	11586 47			
ACQ	200 0000	07/02/2007	11586 47	18419 74	-6833 27	LT15
200 0000 V F CORP - 918204108 - MINOR = 31001						
SOLD		04/02/2009	12281 93			
ACQ	200 0000	07/02/2007	12281 93	18419 74	-6137 81	LT15
200 0000 V F CORP - 918204108 - MINOR = 31001						
SOLD		04/30/2009	11985 68			
ACQ	200 0000	07/02/2007	11985 68	18419 74	-6434 06	LT15
200 0000 V F CORP - 918204108 - MINOR = 31001						
SOLD		05/05/2009	12097 68			
ACQ	200 0000	07/02/2007	12097 68	18419 74	-6322 06	LT15
300 0000 VULCAN MATERIALS CO - 929160109 - MINOR = 31001						
SOLD		08/20/2008	21785 85			
ACQ	300 0000	07/02/2007	21785 85	34533 00	-12747 15	LT15
225 0000 VULCAN MATERIALS CO - 929160109 - MINOR = 31001						
SOLD		05/05/2009	11017 95			
ACQ	225 0000	07/02/2007	11017 95	25899 75	-14881 80	LT15
2700 0000 WACHOVIA CORP 2ND NEW - 929903102 - MINOR = 31001						
SOLD		09/15/2008	28873 02			
ACQ	1200 0000	05/12/2008	12832 45	33795 84	-20963 39	ST
	1500 0000	07/23/2008	16040 57	28395 00	-12354 43	ST
2700 0000 WINDSTREAM CORP - 97381W104 - MINOR = 31000						
SOLD		10/31/2008	20033 80			
ACQ	2700 0000	07/02/2007	20033 80	39825 00	-19791 20	LT15
800 0000 WM WRIGLEY JR CO - 982526105 - MINOR = 31001						
SOLD		07/29/2008	63274 66			
ACQ	800 0000	07/02/2007	63274 66	44184 00	19090 66	LT15
500 0000 WYETH - 983024100 - MINOR = 31001						
SOLD		01/23/2009	20919 87			
ACQ	100 0000	09/20/1984	4183 97	635 62	3548 35	LT15
	400 0000	11/12/2008	16735 90	13316 88	3419 02	ST
400 0000 XCEL ENERGY INC - 98389B100 - MINOR = 31000						
SOLD		03/09/2009	6551 95			
ACQ	400.0000	10/31/2007	6551 95	9033 64	-2481 69	LT15
500 0000 XCEL ENERGY INC - 98389B100 - MINOR = 31000						
SOLD		04/16/2009	9149 74			
ACQ	500 0000	10/31/2007	9149 74	11292 05	-2142 31	LT15
500 0000 IPC HOLDINGS LTD - G4933P101 - MINOR = 31000						
SOLD		04/30/2009	13075 15			
ACQ	500 0000	07/02/2007	13075 15	16460 00	-3384 85	LT15
600 0000 ONEBEACON INSURANCE GROUP LTD - G67742109 - MINOR = 31000						
SOLD		05/06/2009	7108 00			
ACQ	600 0000	07/02/2007	7108 00	15173 64	-8065 64	LT15
2100 0000 XL CAP LTD CL A - G98255105 - MINOR = 31000						
SOLD		01/30/2009	6331 45			
ACQ	2100 0000	07/29/2008	6331 45	36071 91	-29740 46	ST
800 0000 SEASPAN CORPORATION - Y75638109 - MINOR = 31000						
SOLD		04/16/2009	8015 87			
ACQ	800 0000	07/02/2007	8015 87	24896 86	-16880 99	LT15

TAX PREPARER BS3
TRUST ADMINISTRATOR MA6
INVESTMENT OFFICER CW6

LEGEND F - FEDERAL S - STATE I - INHERITED
E - EXEMPT FROM STATE U - ACQ COST UNKNOWN

PROPERTY DESCRIPTION	SHARES	DATE	SALES PRICE	COST BASIS	GAIN/LOSS	TERM
TOTALS			7861998 77	9869960 17		

SUMMARY OF CAPITAL GAINS/LOSSES

FEDERAL	SHORT TERM	LONG TERM 28%	LONG TERM 15%	ST WASH SALE	LT WASH SALE	1250 GAIN
SUBTOTAL FROM ABOVE	-459613 75	0 00	-1548347 66	0 00	0 00	0 00*
COMMON TRUST FUND	0 00	0 00	0 00			0 00
CAPITAL GAIN DIVIDENDS	0 00	0 00	83595 16			401 84
	-459613 75	0 00	-1464752 50	0 00	0 00	401 84
STATE						
SUBTOTAL FROM ABOVE	-459613 75	0 00	-1548347 66	0 00	0 00	0 00*
COMMON TRUST FUND	0 00	0 00	0 00			0 00
CAPITAL GAIN DIVIDENDS	0 00	0 00	83595 16			401 84
	-459613 75	0 00	-1464752 50	0 00	0 00	401 84

* - 1250 GAIN DETAILED ON TRANS PAGES, NOT ABOVE

CAPITAL LOSS CARRYOVER

FEDERAL	0 00	0 00
NEW YORK	N/A	N/A