



See a Social Security Number? Say Something!
Report Privacy Problems to <https://public.resource.org/privacy>
Or call the IRS Identity Theft Hotline at 1-800-908-4490



Form **990-PF**

Return of Private Foundation

or Section 4947(a)(1) Nonexempt Charitable Trust

Treated as a Private Foundation

OMB No 1545-0052

2008

Department of the Treasury

Internal Revenue Service

Note: *The foundation may be able to use a copy of this return to satisfy state reporting requirements*

For calendar year 2008 , or tax year beginning 06-01-2008 and ending 05-31-2009

G

Check all that apply

☐ Initial return

☐ Final return

☐ Amended return

☐ Address change

☐ Name change

Use the IRS label. Otherwise, print or type. See Specific Instructions.

Name of foundation
Gilmore Sanitarium Inc Gilmore Foundation Inc

Number and street (or P O box number if mail is not delivered to street address)
PO Box 459

Room/suite

City or town, state, and ZIP code
Amory, MS 38821

A Employer identification number

64-0331636

B Telephone number (see the instructions)

(662) 257-2395

C If exemption application is pending, check here ☐

D 1. Foreign organizations, check here ☐

2. Foreign organizations meeting the 85% test, check here and attach computation ☐

E If private foundation status was terminated under section 507(b)(1)(A), check here ☐

F If the foundation is in a 60-month termination under section 507(b)(1)(B), check here ☐

H Check type of organization

☒ Section 501(c)(3) exempt private foundation

☐ Section 4947(a)(1) nonexempt charitable trust

☐ Other taxable private foundation

I Fair market value of all assets at end of year (from Part II, col. (c), line 16)

\$ 21,256,787








J Accounting method

☐ Cash

☒ Accrual

☐ Other (specify) _____

(Part I, column (d) must be on cash basis.)

Part I Analysis of Revenue and Expenses (The total of amounts in columns (b), (c), and (d) may not necessarily equal the amounts in column (a) (see the instructions))		(a) Revenue and expenses per books	(b) Net investment income	(c) Adjusted net income	(d) Disbursements for charitable purposes (cash basis only)
Revenue	1 Contributions, gifts, grants, etc , received (attach schedule)	104,896			
	2 Check <input checked="" type="checkbox"/> if the foundation is not required to attach Sch B				
	3 Interest on savings and temporary cash investments	130,704	130,704		
	4 Dividends and interest from securities.	920,007	920,007		
	5a Gross rents	3,241	3,241		
	b Net rental income or (loss) 3,241				
	6a Net gain or (loss) from sale of assets not on line 10	-4,431,927			
	b Gross sales price for all assets on line 6a				
	7 Capital gain net income (from Part IV , line 2)		0		
	8 Net short-term capital gain				
	9 Income modifications				
	10a Gross sales less returns and allowances				
	b Less Cost of goods sold				
Operating and Administrative Expenses	c Gross profit or (loss) (attach schedule)				
	11 Other income (attach schedule)	 109,632	109,632		
	12 Total. Add lines 1 through 11	-3,163,447	1,163,584		
	13 Compensation of officers, directors, trustees, etc	270,963	98,783		172,180
	14 Other employee salaries and wages	43,274	19,271		23,553
	15 Pension plans, employee benefits	37,008	4,812		32,200
	16a Legal fees (attach schedule).	 27,492	5,498		21,994
	b Accounting fees (attach schedule).	 16,000	3,200		12,800
	c Other professional fees (attach schedule)	 184,143	184,143		0
	17 Interest	200,741	200,741		0
	18 Taxes (attach schedule) (see the instructions). . . .	 13,341	1,571		28,493
	19 Depreciation (attach schedule) and depletion	 127,594	0		
	20 Occupancy	30,056	5,532		24,525
	21 Travel, conferences, and meetings	8,104	0		8,104
	22 Printing and publications	13,352	2,670		10,682
	23 Other expenses (attach schedule).	 259,457	10,529		240,136
	24 Total operating and administrative expenses. Add lines 13 through 23	1,231,525	536,750		574,667
	25 Contributions, gifts, grants paid	1,700,111			1,700,111
	26 Total expenses and disbursements. Add lines 24 and 25	2,931,636	536,750		2,274,778
	27 Subtract line 26 from line 12				
	a Excess of revenue over expenses and disbursements	-6,095,083			
	b Net investment income (if negative, enter -0-)		626,834		
	c Adjusted net income (if negative, enter -0-)				

For Privacy Act and Paperwork Reduction Act Notice, see the instructions.

Cat No 11289X

Form 990-PF (2008)

Part II

Balance Sheets

Attached schedules and amounts in the description column should be for end-of-year amounts only (See instructions)

		Beginning of year	End of year	
		(a) Book Value	(b) Book Value	(c) Fair Market Value
Assets	1Cash—non-interest-bearing			
	2Savings and temporary cash investments	27,852,966	20,159,651	20,159,651
	3Accounts receivable ▶ _____ Less allowance for doubtful accounts ▶ _____			
	4Pledges receivable ▶ _____ Less allowance for doubtful accounts ▶ _____			
	5Grants receivable			
	6Receivables due from officers, directors, trustees, and other disqualified persons (attach schedule) (see the instructions)			
	7Other notes and loans receivable (attach schedule) ▶ _____ Less allowance for doubtful accounts ▶ _____			
	8Inventories for sale or use			
	9Prepaid expenses and deferred charges	22,158	20,832	
	10aInvestments—U S and state government obligations (attach schedule)			
	bInvestments—corporate stock (attach schedule)			
	cInvestments—corporate bonds (attach schedule)			
	11Investments—land, buildings, and equipment basis ▶ _____ Less accumulated depreciation (attach schedule) ▶ _____			
	12Investments—mortgage loans			
	13Investments—other (attach schedule)			
	14Land, buildings, and equipment basis ▶ _____ 1,254,478 Less accumulated depreciation (attach schedule) ▶ 275,905	1,093,312	978,573	1,097,136
	15Other assets (describe ▶ _____)	2,059	2,525	0
	16Total assets (to be completed by all filers—see the instructions Also, see page 1, item I)	28,970,495	21,161,581	21,256,787
Liabilities	17Accounts payable and accrued expenses	105,345	32,310	
	18Grants payable			
	19Deferred revenue			
	20Loans from officers, directors, trustees, and other disqualified persons			
	21Mortgages and other notes payable (attach schedule)	3,002,618	2,900,000	
	22Other liabilities (describe ▶ _____)			
	23Total liabilities (add lines 17 through 22)	3,107,963	2,932,310	
Net Assets or Fund Balances	Foundations that follow SFAS 117, check here ▶ <input type="checkbox"/> and complete lines 24 through 26 and lines 30 and 31.			
	24Unrestricted			
	25Temporarily restricted			
	26Permanently restricted			
	Foundations that do not follow SFAS 117, check here ▶ <input checked="" type="checkbox"/> and complete lines 27 through 31.			
	27Capital stock, trust principal, or current funds	0	0	
	28Paid-in or capital surplus, or land, bldg , and equipment fund	0	0	
	29Retained earnings, accumulated income, endowment, or other funds	25,862,532	18,229,271	
	30Total net assets or fund balances (see the instructions)	25,862,532	18,229,271	
	31Total liabilities and net assets/fund balances (see the instructions)	28,970,495	21,161,581	

Part III

Analysis of Changes in Net Assets or Fund Balances

1	Total net assets or fund balances at beginning of year—Part II, column (a), line 30 (must agree with end-of-year figure reported on prior year’s return)	1	25,862,532
2	Enter amount from Part I, line 27a	2	-6,095,083
3	Other increases not included in line 2 (itemize) ▶ _____	3	0
4	Add lines 1, 2, and 3	4	19,767,449
5	Decreases not included in line 2 (itemize) ▶ _____	5	1,538,178
6	Total net assets or fund balances at end of year (line 4 minus line 5)—Part II, column (b), line 30	6	18,229,271

Part IV

Capital Gains and Losses for Tax on Investment Income

(a) List and describe the kind(s) of property sold (e g , real estate, 2-story brick warehouse, or common stock, 200 shs MLC Co)		(b) How acquired P—Purchase D—Donation	(c) Date acquired (mo , day, yr)	(d) Date sold (mo , day, yr)
1 a				
b				
c				
d				
e				
(e) Gross sales price	(f) Depreciation allowed (or allowable)	(g) Cost or other basis plus expense of sale	(h) Gain or (loss) (e) plus (f) minus (g)	
a			-4,431,927	
b				
c				
d				
e				
Complete only for assets showing gain in column (h) and owned by the foundation on 12/31/69			(I) Gains (Col (h) gain minus col (k), but not less than -0-) or Losses (from col (h))	
(i) F M V as of 12/31/69	(j) Adjusted basis as of 12/31/69	(k) Excess of col (i) over col (j), if any		
a			-4,431,927	
b				
c				
d				
e				
2 Capital gain net income or (net capital loss)			2	-4,431,927
3 Net short-term capital gain or (loss) as defined in sections 1222(5) and (6) If gain, also enter in Part I, line 8, column (c) (see the instructions) If (loss), enter -0- in Part I, line 8				

Part V

Qualification Under Section 4940(e) for Reduced Tax on Net Investment Income

(For optional use by domestic private foundations subject to the section 4940(a) tax on net investment income)

If section 4940(d)(2) applies, leave this part blank

Was the foundation liable for the section 4942 tax on the distributable amount of any year in the base period? ☐ Yes ☒ No
If “Yes,” the foundation does not qualify under section 4940(e) Do not complete this part

1 Enter the appropriate amount in each column for each year, see the instructions before making any entries			
(a) Base period years Calendar year (or tax year beginning in)	(b) Adjusted qualifying distributions	(c) Net value of noncharitable-use assets	(d) Distribution ratio (col (b) divided by col (c))
2007	7,739,260	35,303,753	0 219219
2006	836,340	33,633,415	0 024866
2005	1,487,951	15,641,231	0 095130
2004	123,047	987,380	0 124620
2003	46,196	954,870	0 048379
2 Total of line 1, column (d).			2 0 512214
3 Average distribution ratio for the 5-year base period—divide the total on line 2 by 5, or by the number of years the foundation has been in existence if less than 5 years			3 0 102443
4 Enter the net value of noncharitable-use assets for 2008 from Part X, line 5.			4 19,429,625
5 Multiply line 4 by line 3.			5 1,990,429
6 Enter 1% of net investment income (1% of Part I, line 27b).			6 6,268
7 Add lines 5 and 6.			7 1,996,697
8 Enter qualifying distributions from Part XII, line 4.			8 2,274,778
If line 8 is equal to or greater than line 7, check the box in Part VI, line 1b, and complete that part using a 1% tax rate See the Part VI instructions			

Part VI Excise Tax Based on Investment Income (Section 4940(a), 4940(b), 4940(e), or 4948—see the instructions)							
1a Exempt operating foundations described in section 4940(d)(2), check here <input type="checkbox"/> and enter "N/A" on line 1		1	6,268				
Date of ruling letter _____ (attach copy of ruling letter if necessary—see instructions)							
b Domestic foundations that meet the section 4940(e) requirements in Part V, check here <input checked="" type="checkbox"/> and enter 1% of Part I, line 27b							
c All other domestic foundations enter 2% of line 27b Exempt foreign organizations enter 4% of Part I, line 12, col (b)		2	0				
2 Tax under section 511 (domestic section 4947(a)(1) trusts and taxable foundations only Others enter -0-)							
3 Add lines 1 and 2.				3	6,268		
4 Subtitle A (income) tax (domestic section 4947(a)(1) trusts and taxable foundations only Others enter -0-)						4	0
5 Tax based on investment income. Subtract line 4 from line 3 If zero or less, enter -0-		5	6,268				
6 Credits/Payments							
a 2008 estimated tax payments and 2007 overpayment credited to 2008	6a			12,000			
b Exempt foreign organizations—tax withheld at source	6b						
c Tax paid with application for extension of time to file (Form 8868)	6c						
d Backup withholding erroneously withheld	6d						
7 Total credits and payments Add lines 6a through 6d.		7	12,000				
8 Enter any penalty for underpayment of estimated tax Check here <input type="checkbox"/> if Form 2220 is attached		8	10				
9 Tax due. If the total of lines 5 and 8 is more than line 7, enter amount owed <input type="checkbox"/>		9					
10 Overpayment. If line 7 is more than the total of lines 5 and 8, enter the amount overpaid <input type="checkbox"/>		10	5,722				
11 Enter the amount of line 10 to be Credited to 2009 estimated tax <input type="checkbox"/> 5,722 Refunded <input type="checkbox"/>		11	0				

Part VII-A Statements Regarding Activities				
1a During the tax year, did the foundation attempt to influence any national, state, or local legislation or did it participate or intervene in any political campaign?		1a	Yes	No
b Did it spend more than \$100 during the year (either directly or indirectly) for political purposes (see the instructions for definition)?		1b		No
<i>If the answer is "Yes" to 1a or 1b, attach a detailed description of the activities and copies of any materials published or distributed by the foundation in connection with the activities.</i>		1c		No
c Did the foundation file Form 1120-POL for this year?.		1c		No
d Enter the amount (if any) of tax on political expenditures (section 4955) imposed during the year (1) On the foundation <input type="checkbox"/> \$ _____ 0 (2) On foundation managers <input type="checkbox"/> \$ _____ 0				
e Enter the reimbursement (if any) paid by the foundation during the year for political expenditure tax imposed on foundation managers <input type="checkbox"/> \$ _____ 0				
2 Has the foundation engaged in any activities that have not previously been reported to the IRS? <i>If "Yes," attach a detailed description of the activities.</i>		2		No
3 Has the foundation made any changes, not previously reported to the IRS, in its governing instrument, articles of incorporation, or bylaws, or other similar instruments? <i>If "Yes," attach a conformed copy of the changes</i>		3		No
4a Did the foundation have unrelated business gross income of \$1,000 or more during the year?.		4a		No
b If "Yes," has it filed a tax return on Form 990-T for this year?.		4b		
5 Was there a liquidation, termination, dissolution, or substantial contraction during the year? <i>If "Yes," attach the statement required by General Instruction T.</i>		5		No
6 Are the requirements of section 508(e) (relating to sections 4941 through 4945) satisfied either • By language in the governing instrument, or • By state legislation that effectively amends the governing instrument so that no mandatory directions that conflict with the state law remain in the governing instrument?		6		No
7 Did the foundation have at least \$5,000 in assets at any time during the year? <i>If "Yes," complete Part II, col (c), and Part XV</i>		7	Yes	
8a Enter the states to which the foundation reports or with which it is registered (see the instructions) <input type="checkbox"/> _____				
b If the answer is "Yes" to line 7, has the foundation furnished a copy of Form 990-PF to the Attorney General (or designate) of each state as required by General Instruction G? <i>If "No," attach explanation .</i>		8b	Yes	
9 Is the foundation claiming status as a private operating foundation within the meaning of section 4942(j)(3) or 4942(j)(5) for calendar year 2008 or the taxable year beginning in 2008 (see instructions for Part XIV)? <i>If "Yes," complete Part XIV</i>		9		No
10 Did any persons become substantial contributors during the tax year? <i>If "Yes," attach a schedule listing their names and addresses</i>		10		No

Part VII-A

Statements Regarding Activities Continued

11	At any time during the year, did the foundation, directly or indirectly, own a controlled entity within the meaning of section 512(b)(13)? If "Yes," attach schedule (see page 20 of the instructions)	11a		No
12	Did the foundation acquire a direct or indirect interest in any applicable insurance contract?	12		No
13	Did the foundation comply with the public inspection requirements for its annual returns and exemption application?	13	Yes	
Web site address WWW GILMOREFOUNDATION ORG				
14	The books are in care of Danny Spreitler	Telephone no (662) 257-2395		
	Located at PO Box 702 AMORY MS	ZIP +4 38821		
15	Section 4947(a)(1) nonexempt charitable trusts filing Form 990-PF in lieu of Form 1041—Check here			
	and enter the amount of tax-exempt interest received or accrued during the year	15		

Part VII-B

Statements Regarding Activities for Which Form 4720 May Be Required

File Form 4720 if any item is checked in the "Yes" column, unless an exception applies.			Yes	No
1a	During the year did the foundation (either directly or indirectly)			
	(1) Engage in the sale or exchange, or leasing of property with a disqualified person?			
	(2) Borrow money from, lend money to, or otherwise extend credit to (or accept it from) a disqualified person?			
	(3) Furnish goods, services, or facilities to (or accept them from) a disqualified person?			
	(4) Pay compensation to, or pay or reimburse the expenses of, a disqualified person?			
	(5) Transfer any income or assets to a disqualified person (or make any of either available for the benefit or use of a disqualified person)?			
	(6) Agree to pay money or property to a government official? (Exception. Check "No" if the foundation agreed to make a grant to or to employ the official for a period after termination of government service, if terminating within 90 days)			
b	If any answer is "Yes" to 1a(1)–(6), did any of the acts fail to qualify under the exceptions described in Regulations section 53.4941(d)-3 or in a current notice regarding disaster assistance (see the instructions)?	1b		
c	Did the foundation engage in a prior year in any of the acts described in 1a, other than excepted acts, that were not corrected before the first day of the tax year beginning in 2008?	1c		No
2	Taxes on failure to distribute income (section 4942) (does not apply for years the foundation was a private operating foundation defined in section 4942(j)(3) or 4942(j)(5))			
a	At the end of tax year 2008, did the foundation have any undistributed income (lines 6d and 6e, Part XIII) for tax year(s) beginning before 2008?			
	If "Yes," list the years 20____, 20____, 20____, 20____			
b	Are there any years listed in 2a for which the foundation is not applying the provisions of section 4942(a)(2) (relating to incorrect valuation of assets) to the year's undistributed income? (If applying section 4942(a)(2) to all years listed, answer "No" and attach statement—see the instructions)	2b		
c	If the provisions of section 4942(a)(2) are being applied to any of the years listed in 2a, list the years here 20____, 20____, 20____, 20____			
3a	Did the foundation hold more than a 2% direct or indirect interest in any business enterprise at any time during the year?			
b	If "Yes," did it have excess business holdings in 2008 as a result of (1) any purchase by the foundation or disqualified persons after May 26, 1969, (2) the lapse of the 5-year period (or longer period approved by the Commissioner under section 4943(c)(7)) to dispose of holdings acquired by gift or bequest, or (3) the lapse of the 10-, 15-, or 20-year first phase holding period? (Use Schedule C, Form 4720, to determine if the foundation had excess business holdings in 2008.).	3b		
4a	Did the foundation invest during the year any amount in a manner that would jeopardize its charitable purposes?	4a		No
b	Did the foundation make any investment in a prior year (but after December 31, 1969) that could jeopardize its charitable purpose that had not been removed from jeopardy before the first day of the tax year beginning in 2008?	4b		No

Part VII-B

Statements Regarding Activities for Which Form 4720 May Be Required

Continued

5a

During the year did the foundation pay or incur any amount to

(1)

Carry on propaganda, or otherwise attempt to influence legislation (section 4945(e))?

☐ Yes ☒ No

(2)

Influence the outcome of any specific public election (see section 4955), or to carry on, directly or indirectly, any voter registration drive?

☐ Yes ☒ No

(3)

Provide a grant to an individual for travel, study, or other similar purposes?

☐ Yes ☒ No

(4)

Provide a grant to an organization other than a charitable, etc , organization described in section 509(a)(1), (2), or (3), or section 4940(d)(2)? (see instructions).

☐ Yes ☒ No

(5)

Provide for any purpose other than religious, charitable, scientific, literary, or educational purposes, or for the prevention of cruelty to children or animals?

☐ Yes ☒ No

b

If any answer is "Yes" to 5a(1)–(5), did **any** of the transactions fail to qualify under the exceptions described in Regulations section 53.4945 or in a current notice regarding disaster assistance (see the instructions)?

5b

☐

c

If the answer is "Yes" to question 5a(4), does the foundation claim exemption from the tax because it maintained expenditure responsibility for the grant?

☐ Yes ☐ No

If "Yes," attach the statement required by Regulations section 53.4945–5(d).

6a

Did the foundation, during the year, receive any funds, directly or indirectly, to pay premiums on a personal benefit contract?

☐ Yes ☒ No

b

Did the foundation, during the year, pay premiums, directly or indirectly, on a personal benefit contract?

6b

☐

No

If you answered "Yes" to 6b, also file Form 8870.

7a

At any time during the tax year, was the foundation a party to a prohibited tax shelter transaction?

☐ Yes ☒ No

b

If yes, did the foundation receive any proceeds or have any net income attributable to the transaction?

7b

☐

Part VIII

Information About Officers, Directors, Trustees, Foundation Managers, Highly Paid Employees, and Contractors

1

List all officers, directors, trustees, foundation managers and their compensation (see the instructions).

(a) Name and address	(b) Title, and average hours per week devoted to position	(c) Compensation (If not paid, enter -0-)	(d) Contributions to employee benefit plans and deferred compensation	(e) Expense account, other allowances
See Additional Data Table				

2

Compensation of five highest-paid employees (other than those included on line 1—see the instructions). If none, enter "NONE."

(a) Name and address of each employee paid more than \$50,000	(b) Title and average hours per week devoted to position	(c) Compensation	(d) Contributions to employee benefit plans and deferred compensation	(e) Expense account, other allowances
NONE				

Total number of other employees paid over \$50,000.0

Part VIII Information About Officers and Contractors Continued

3 Five highest-paid independent contractors for professional services—(see the instructions). If none, enter "NONE."

(a) Name and address of each person paid more than \$50,000	(b) Type of service	(c) Compensation
NONE		
Total number of others receiving over \$50,000 for professional services.		0

Part IX-A Summary of Direct Charitable Activities

List the foundation's four largest direct charitable activities during the tax year. Include relevant statistical information such as the number of organizations and other beneficiaries served, conferences convened, research papers produced, etc.		Expenses
1		
2		
3		
4		

Part IX-B Summary of Program-Related Investments (see the instructions)

Describe the two largest program-related investments made by the foundation during the tax year on lines 1 and 2	Amount
1	
2	
All other program-related investments See the instructions	
3	
Total Add lines 1 through 3.	0

Part X

Minimum Investment Return (All domestic foundations must complete this part. Foreign foundations, see page 24 of the instructions.)

1	Fair market value of assets not used (or held for use) directly in carrying out charitable, etc , purposes		
a	Average monthly fair market value of securities.	1a	20,931,282
b	Average of monthly cash balances.	1b	582,091
c	Fair market value of all other assets (see the instructions).	1c	1,004,568
d	Total (add lines 1a, b, and c).	1d	22,517,941
e	Reduction claimed for blockage or other factors reported on lines 1a and 1c (attach detailed explanation).	1e	0
2	Acquisition indebtedness applicable to line 1 assets.	2	2,792,433
3	Subtract line 2 from line 1d.	3	19,725,508
4	Cash deemed held for charitable activities Enter 1 1/2% of line 3 (for greater amount, see the instructions).	4	295,883
5	Net value of noncharitable-use assets. Subtract line 4 from line 3 Enter here and on Part V, line 4	5	19,429,625
6	Minimum investment return. Enter 5% of line 5.	6	971,481

Part XI

Distributable Amount (see page 25 of the instructions) (Section 4942(j)(3) and (j)(5) private operating foundations and certain foreign organizations check here ☐ and do not complete this part.)

1	Minimum investment return from Part X, line 6.	1	971,481
2a	Tax on investment income for 2008 from Part VI, line 5.	2a	6,268
b	Income tax for 2008 (This does not include the tax from Part VI).	2b	
c	Add lines 2a and 2b.	2c	6,268
3	Distributable amount before adjustments Subtract line 2c from line 1.	3	965,213
4	Recoveries of amounts treated as qualifying distributions.	4	0
5	Add lines 3 and 4.	5	965,213
6	Deduction from distributable amount (see the instructions).	6	0
7	Distributable amount as adjusted Subtract line 6 from line 5 Enter here and on Part XIII, line 1.	7	965,213

Part XII

Qualifying Distributions (see page 25 of the instructions)

1	Amounts paid (including administrative expenses) to accomplish charitable, etc , purposes		
a	Expenses, contributions, gifts, etc —total from Part I, column (d), line 26.	1a	2,274,778
b	Program-related investments—total from Part IX-B.	1b	0
2	Amounts paid to acquire assets used (or held for use) directly in carrying out charitable, etc , purposes.	2	
3	Amounts set aside for specific charitable projects that satisfy the		
a	Suitability test (prior IRS approval required).	3a	
b	Cash distribution test (attach the required schedule).	3b	
4	Qualifying distributions. Add lines 1a through 3b Enter here and on Part V, line 8, and Part XIII, line 4	4	2,274,778
5	Foundations that qualify under section 4940(e) for the reduced rate of tax on net investment income Enter 1% of Part I, line 27b (see page 26 of the instructions)	5	6,268
6	Adjusted qualifying distributions. Subtract line 5 from line 4.	6	2,268,510

Note: The amount on line 6 will be used in Part V, column (b), in subsequent years when calculating whether the foundation qualifies for the section 4940(e) reduction of tax in those years.

Part XIII

Undistributed Income (see page 26 of the instructions)

		(a) Corpus	(b) Years prior to 2007	(c) 2007	(d) 2008
1	Distributable amount for 2008 from Part XI, line 7				965,213
2	Undistributed income, if any, as of the end of 2007				
a	Enter amount for 2007 only.			0	
b	Total for prior years 20____, 20____, 20____		0		
3	Excess distributions carryover, if any, to 2008				
a	From 2003.				
b	From 2004. 74,984				
c	From 2005. 715,899				
d	From 2006. 853,842				
e	From 2007. 6,146,464				
f	Total of lines 3a through e.	7,791,189			
4	Qualifying distributions for 2008 from Part XII, line 4 ▶ \$ 2,274,778				
a	Applied to 2007, but not more than line 2a			0	
b	Applied to undistributed income of prior years (Election required—see the instructions). . . .		0		
c	Treated as distributions out of corpus (Election required—see the instructions).	0			
d	Applied to 2008 distributable amount.				965,213
e	Remaining amount distributed out of corpus	1,309,565			
5	Excess distributions carryover applied to 2008 (If an amount appears in column (d), the same amount must be shown in column (a).)	0			0
6	Enter the net total of each column as indicated below:				
a	Corpus Add lines 3f, 4c, and 4e Subtract line 5	9,100,754			
b	Prior years' undistributed income Subtract line 4b from line 2b.		0		
c	Enter the amount of prior years' undistributed income for which a notice of deficiency has been issued, or on which the section 4942(a) tax has been previously assessed.		0		
d	Subtract line 6c from line 6b Taxable amount—see the instructions.		0		
e	Undistributed income for 2006 Subtract line 4a from line 2a Taxable amount—see the instructions.			0	
f	Undistributed income for 2008 Subtract lines 4d and 5 from line 1 This amount must be distributed in 2008.				0
7	Amounts treated as distributions out of corpus to satisfy requirements imposed by section 170(b)(1)(F) or 4942(g)(3) (see the instructions).	0			
8	Excess distributions carryover from 2002 not applied on line 5 or line 7 (see page 27 of the instructions).	0			
9	Excess distributions carryover to 2008. Subtract lines 7 and 8 from line 6a.	9,100,754			
10	Analysis of line 9				
a	From 2004. 74,984				
b	From 2005. 715,899				
c	From 2006. 853,842				
d	From 2007. 6,146,464				
e	From 2008. 1,309,565				

Part XIV

Private Operating Foundations (see the instructions and Part VII-A, question 9)

1a

If the foundation has received a ruling or determination letter that it is a private operating foundation, and the ruling is effective for 2008, enter the date of the ruling.

b

Check box to indicate whether the organization is a private operating foundation described in section 4942(j)(3) or 4942(j)(5)

☐ 4942(j)(3) or ☐ 4942(j)(5)

2a	Enter the lesser of the adjusted net income from Part I or the minimum investment return from Part X for each year listed.	Tax year	Prior 3 years			(e) Total
		(a) 2008	(b) 2007	(c) 2006	(d) 2005	
b	85% of line 2a					
c	Qualifying distributions from Part XII, line 4 for each year listed.					
d	Amounts included in line 2c not used directly for active conduct of exempt activities.					
e	Qualifying distributions made directly for active conduct of exempt activities. Subtract line 2d from line 2c.					
3	Complete 3a, b, or c for the alternative test relied upon					
a	"Assets" alternative test—enter					
	(1) Value of all assets					
	(2) Value of assets qualifying under section 4942(j)(3)(B)(i)					
b	"Endowment" alternative test— enter 2/3 of minimum investment return shown in Part X, line 6 for each year listed.					
c	"Support" alternative test—enter					
	(1) Total support other than gross investment income (interest, dividends, rents, payments on securities loans (section 512(a)(5)), or royalties)					
	(2) Support from general public and 5 or more exempt organizations as provided in section 4942(j)(3)(B)(iii).					
	(3) Largest amount of support from an exempt organization					
	(4) Gross investment income					

Part XV

Supplementary Information (Complete this part only if the organization had \$5,000 or more in assets at any time during the year—see the instructions.)

1

Information Regarding Foundation Managers:

a

List any managers of the foundation who have contributed more than 2% of the total contributions received by the foundation before the close of any tax year (but only if they have contributed more than \$5,000) (See section 507(d)(2))

b

List any managers of the foundation who own 10% or more of the stock of a corporation (or an equally large portion of the ownership of a partnership or other entity) of which the foundation has a 10% or greater interest

2

Information Regarding Contribution, Grant, Gift, Loan, Scholarship, etc., Programs:

Check here ☐ if the organization only makes contributions to preselected charitable organizations and does not accept unsolicited requests for funds. If the organization makes gifts, grants, etc. (see the instructions) to individuals or organizations under other conditions, complete items 2a, b, c, and d.

a

The name, address, and telephone number of the person to whom applications should be addressed

DANNY SPREITLER
PO BOX 702
AMORY,MS 38821
(662) 257-2395

b

The form in which applications should be submitted and information and materials they should include

IN WRITING

c

Any submission deadlines

NONE

d

Any restrictions or limitations on awards, such as by geographical areas, charitable fields, kinds of institutions, or other factors

NONE

Form 990-PF (2008)

Part XV

Supplementary Information (continued)

3 Grants and Contributions Paid During the Year or Approved for Future Payment

Recipient	If recipient is an individual, show any relationship to any foundation manager or substantial contributor	Foundation status of recipient	Purpose of grant or contribution	Amount
Name and address (home or business)				
a Paid during the year See Additional Data Table				
Total			3a	1,700,111
b Approved for future payment				
Total			3b	0

Enter gross amounts unless otherwise indicated	Unrelated business income		Excluded by section 512, 513, or 514		(e) Related or exempt function income (See the instructions)
	(a) Business code	(b) Amount	(c) Exclusion code	(d) Amount	
1 Program service revenue					
a _____					
b _____					
c _____					
d _____					
e _____					
f _____					
g Fees and contracts from government agencies					
2 Membership dues and assessments.					
3 Interest on savings and temporary cash investments			14	130,704	
4 Dividends and interest from securities.			14	920,007	
5 Net rental income or (loss) from real estate					
a Debt-financed property.					
b Not debt-financed property.					3,241
6 Net rental income or (loss) from personal property					
7 Other investment income.					109,632
8 Gain or (loss) from sales of assets other than inventory			18	-4,431,927	
9 Net income or (loss) from special events					
10 Gross profit or (loss) from sales of inventory. .					
11 Other revenue a _____					
b _____					
c _____					
d _____					
e _____					
12 Subtotal Add columns (b), (d), and (e). .		0		-3,381,216	112,873
13 Total. Add line 12, columns (b), (d), and (e). 13					-3,268,343

[illegible]

Part XVII

1 Did the organization directly or indirectly engage in any of the following with any other organization described in section 501(c) of the Code (other than section 501(c)(3) organizations) or in section 527, relating to political organizations?

a Transfers from the reporting organization to a noncharitable exempt organization of

(1) Cash.	1a(1)	No
-------------------	-------	----

(2) Other assets.	1a(2)	No
---------------------------	-------	----

b Other transactions

(1) Sales of assets to a noncharitable exempt organization.	1b(1)	No
---	-------	----

(2) Purchases of assets from a noncharitable exempt organization.	1b(2)	No
---	-------	----

(3) Rental of facilities, equipment, or other assets.	1b(3)	No
---	-------	----

(4) Reimbursement arrangements.	1b(4)	No
---	-------	----

(5) Loans or loan guarantees.	1b(5)		No
-------------------------------	-------	--	----

(6) Performance of services or membership or fundraising solicitations.	1b(6)		No
---	-------	--	----

c. Sharing of facilities, equipment, mailing lists, other assets, or paid employees.	1c		No
--	----	--	----

d If the answer to any of the above is "Yes," complete the following schedule. Column **(b)** should always show the fair market value of the goods, other assets, or services given by the reporting organization. If the foundation received less than fair market value in any transaction or sharing arrangement, show in column **(d)** the value of the goods, other assets, or services received.

[illegible]

2a Is the foundation directly or indirectly affiliated with, or related to, one or more tax-exempt organizations described in section 501(c) of the Code (other than section 501(c)(3)) or in section 527? . . . ☐ Yes ☒ No

b If "Yes," complete the following schedule		
(a) Name of organization	(b) Type of organization	(c) Description of relationship

Under penalties of perjury, I declare that I have examined this return, including accompanying schedules and statements, and to the best of my knowledge and belief, it is true, correct, and complete Declaration of preparer (other than taxpayer or fiduciary) is based on all information of which preparer has any knowledge						
***** Signature of officer or trustee			2010-04-15 Date	***** Title		
Paid Preparer's Use Only	Preparer's Signature	GARY M FRANKS		Date 2010-04-15	Check if self-employed <input checked="" type="checkbox"/>	Preparer's SSN or PTIN (See Signature in the instructions)
	Firm's name (or yours if self-employed), address, and ZIP code	FRANKS FRANKS & JARRELL PA PO BOX 731 TUPELO, MS 38802			EIN	
				Phone no (662) 844-5226		

Additional Data

Software ID: 08000094

Software Version: 2008.05000


EIN: 64-0331636

Name: Gilmore Sanitarium Inc Gilmore Foundation Inc


Form 990PF PartVIII Line 1 - List all officers, directors, trustees, foundation managers and their compensation

(a) Name and address	(b) Title, and average hours per week devoted to position	(c) Compensation (If not paid, enter -0-)	(d) Contributions to employee benefit plans and deferred compensation	(e) Expense account, other allowances
C Herman Hester	President 1 00	21,593	0	0
801 12th Avenue North Amory, MS 38821				
William T Skip Miles Jr	Vice President 1 00	15,203	0	0
PO Box 606 Amory, MS 38821				
Ivan O Buddy Bryant Jr	Secretary 1 00	15,203	0	0
808 Town And Country Lane Amory, MS 38821				
Phillip Roberts	Director 1 00	15,203	0	0
PO Box 36 Amory, MS 38821				
Larry Clark	Director 1 00	15,203	0	0
PO Box 789 Amory, MS 38821				
Robert Cole MD	Director 1 00	15,203	0	0
601 Meadowbrook Circle Amory, MS 38821				
DANNY SPRIETLER	EXECUTIVE DIRECTOR 40 00	156,000	0	0
P O BOX 702 Amory, MS 38821				
PETE PATTERSON	DIRECTOR 1 00	17,355	0	0
P O BOX 702 Amory, MS 38821				

Form 990PF Part XV Line 3a - Grants and Contributions Paid During the Year

Recipient	If recipient is an individual, show any relationship to any foundation manager or substantial contributor	Foundation status of recipient	Purpose of grant or contribution	Amount
Name and address (home or business)				
a <i>Paid during the year</i>				
Amory Regional Museum 715 South Third Street Amory, MS 38821		N/A	To Assist A Local Museum	2,060
Amory School District PO Box 330 Amory, MS 38821			LAPTOP COMPUTERS FOR HIGH SCHOOL SENIORS	106,070
Itawamba Community College 602 West Hill Street Fulton, MS 38843			MS Corridor Consortium	48,133
Monroe County 101 Hwy 8 West Aberdeen, MS 38821			Assistance with 911 Program	100,000
Monroe County School District PO Box 209 Amory, MS 38821			Assistance with learning program	52,800
Nettleton School District PO Drawer 409 Nettleton, MS 38821			Assist local school	5,000
Aberdeen School District PO Box 607 Aberdeen, MS 39730			Assistance with Education programs	5,000
Amory School District PO Box 330 Amory, MS 38821			Assistance with Education programs	17,162
HOPE Community Resource PO Box 739 Amory, MS 38821			Assistance with administrative expenses	16,000
Wren Volunteer Fire Dept HWY 45 S ABERDEEN, MS 39730			Assist with Fire Truck purchase	37,360
GELI PO BOX 7 AMORY, MS 38821			ASSIST WITH PROGRAMS	643,979
MONROE COUNTY DROPOUT PREVENTION (CLEMSON UNIVERSITY) BOX 345307 CLEMSON, SC 29634			ASSITANCE WITH PROGRAMS	142,235
MISSISSIPPI KIDS COUNT 1 RESEARCH BLVD STE 103 STARKVILLE, MS 39759			ASSISTANCE WITH PROGRAMS	15,000
FIRST UNITED METHODIST CHURCH 107 3RD STREET S AMory, MS 38821			ASBESTOS INSPECTION AND TESTING/INTERIOR DESIGN	19,634
AMORY NET 203 GILMORE DR AMory, MS 38821			PUBLIC USE WIRELESS INTERNET	332,876
Total  3a				1,700,111

Form 990PF Part XV Line 3a - Grants and Contributions Paid During the Year

Recipient	If recipient is an individual, show any relationship to any foundation manager or substantial contributor	Foundation status of recipient	Purpose of grant or contribution	Amount
Name and address (home or business)				
a <i>Paid during the year</i>				
GILMORE BUILDING 203 GILMORE DR AMORY, MS 38821			PUBLIC USE BUILDING	156,802
Total  3a				1,700,111

TY 2008 Accounting Fees Schedule

Name: Gilmore Sanitarium Inc Gilmore Foundation Inc

EIN: 64-0331636

Category	Amount	Net Investment Income	Adjusted Net Income	Disbursements for Charitable Purposes
ACCOUNTING	16,000	3,200		12,800

Note: To capture the full content of this document, please select landscape mode (11" x 8.5") when printing.

TY 2008 Depreciation Schedule

Name: Gilmore Sanitarium Inc Gilmore Foundation Inc
EIN: 64-0331636

Description of Property	Date Acquired	Cost or Other Basis	Prior Years' Depreciation	Computation Method	Rate / Life (# of years)	Current Year's Depreciation Expense	Net Investment Income	Adjusted Net Income	Cost of Goods Sold Not Included
2003 Park Avenue	2007-03-01	10,000	2,500	SL	5 0000000000000	2,000	0		
2006 Chev Pickup	2007-03-01	18,000	4,500	SL	5 0000000000000	3,600	0		
Nurses Home	1970-06-30	5,162	5,162	SL	30 0000000000000	0	0		
VIEWSONIC MONITOR 15"	2006-08-15	185	68	SL	5 0000000000000	37	0		
GELI house 312 8th Ave	2007-05-01	50,255	1,396	SL	39 0000000000000	1,289	0		
GELI house renovations	2007-05-01	38,866	1,080	SL	39 0000000000000	997	0		
GELI House Renovations	2007-05-01	63,061	1,752	SL	39 0000000000000	1,617	0		
Buildings	2007-08-06	320,836	6,769	SL	39 5000000000000	8,122	0		
File Cabinet	1994-12-31	172	172	SL	5 0000000000000	0	0		
Conference Room Furniture	2005-09-01	8,600	4,730	SL	5 0000000000000	1,720	0		
Vacuum Cleaners (2)	2007-03-27	959	224	SL	5 0000000000000	192	0		
10'X6' Trailer with ramp	2007-03-27	795	186	SL	5 0000000000000	159	0		
Blower & Power Sweeper	2007-04-17	865	187	SL	5 0000000000000	173	0		
GF Logo Mats	2007-05-23	1,035	207	SL	5 0000000000000	207	0		
Trash Receptacles (9)	2007-05-23	4,581	916	SL	5 0000000000000	916	0		
Adobe Software	2006-12-18	1,714	809	SL	3 0000000000000	571	0		
Adobe Software	2007-02-16	1,695	706	SL	3 0000000000000	565	0		
Computer-Rusty's GELI	2007-01-29	3,640	971	SL	5 0000000000000	728	0		
Dell Poweredge Server LOC	2007-02-26	2,899	725	SL	5 0000000000000	580	0		
Cisco Router	2007-05-23	5,985	1,197	SL	5 0000000000000	1,197	0		
HP DL380 Server	2007-03-26	8,499	1,983	SL	5 0000000000000	1,700	0		
HP MSA1500 Bundle	2007-03-26	26,699	6,230	SL	5 0000000000000	5,340	0		
HP 1/8 Ultrum 960	2007-03-26	9,579	2,235	SL	5 0000000000000	1,916	0		
Adobe Software (3)	2007-03-26	3,897	1,516	SL	3 0000000000000	1,299	0		
Symantec License	2007-03-26	848	330	SL	3 0000000000000	283	0		
MS 2003 Server & Lic	2007-03-26	1,738	406	SL	5 0000000000000	348	0		
Notebook Care	2007-03-26	3,500	408	SL	10 0000000000000	350	0		
Dell Lat 2X86GC1	2007-03-26	2,499	583	SL	5 0000000000000	500	0		
Dell Lat 7W86GC1	2007-03-26	2,499	583	SL	5 0000000000000	500	0		
Dell Lat F196GC1	2007-03-26	2,499	583	SL	5 0000000000000	500	0		

Description of Property	Date Acquired	Cost or Other Basis	Prior Years' Depreciation	Computation Method	Rate / Life (# of years)	Current Year's Depreciation Expense	Net Investment Income	Adjusted Net Income	Cost of Goods Sold Not Included
Dell Lat JX86GC1	2007-03-26	2,499	583	SL	5 0000000000000	500	0		
Dell Lat 4096GC1	2007-03-26	2,499	583	SL	5 0000000000000	500	0		
Dell Lat 9V86GC1	2007-03-26	2,499	583	SL	5 0000000000000	500	0		
Dell Lat FY86GC1	2007-03-26	2,499	583	SL	5 0000000000000	500	0		
Del Lat 1XFDGC1	2007-03-26	1,684	393	SL	5 0000000000000	337	0		
Dell Lat 3SFDGC1	2007-03-26	1,684	393	SL	5 0000000000000	337	0		
Dell Lat 4BFDGC1	2007-03-26	1,684	393	SL	5 0000000000000	337	0		
Dell Lat 4PFDGC1	2007-03-26	1,684	393	SL	5 0000000000000	337	0		
Dell Lat 5ZFDGC1	2007-03-26	1,684	393	SL	5 0000000000000	337	0		
Dell Lat 7T5CGC1	2007-03-26	1,684	393	SL	5 0000000000000	337	0		
Dell Lat 8SFDGC1	2007-03-26	1,684	393	SL	5 0000000000000	337	0		
Dell Lat BKFDGC1	2007-03-26	1,684	393	SL	5 0000000000000	337	0		
Dell Lat DNFDGC1	2007-03-26	1,684	393	SL	5 0000000000000	337	0		
Dell Lat DTFDGC1	2007-03-26	1,684	393	SL	5 0000000000000	337	0		
Dell Lat FRFDGC1	2007-03-26	1,684	393	SL	5 0000000000000	337	0		
Dell Lat GFDGC1	2007-03-26	1,684	393	SL	5 0000000000000	337	0		
Dell Lat H8FDGC1	2007-03-26	1,684	393	SL	5 0000000000000	337	0		
Dell Lat JQFDGC1	2007-03-26	1,684	393	SL	5 0000000000000	337	0		
Dell Lat JT5CGC1	2007-03-26	1,684	393	SL	5 0000000000000	337	0		
Dell Lat 2V5CGC1	2007-03-26	1,684	393	SL	5 0000000000000	337	0		
Dell Lat 3WFDGC1	2007-03-26	1,684	393	SL	5 0000000000000	337	0		
Dell Lat 4KFDGC1	2007-03-26	1,684	393	SL	5 0000000000000	337	0		
Dell Lat 4TFDGC1	2007-03-26	1,684	393	SL	5 0000000000000	337	0		
Dell Lat 7RFDGC1	2007-03-26	1,684	393	SL	5 0000000000000	337	0		
Dell Lat 7VFDGC1	2007-03-26	1,684	393	SL	5 0000000000000	337	0		
Dell Lat 9WFDGC1	2007-03-26	1,684	393	SL	5 0000000000000	337	0		
Dell Lat BT5CGC1	2007-03-26	1,684	393	SL	5 0000000000000	337	0		
Dell Lat DQFDGC1	2007-03-26	1,684	393	SL	5 0000000000000	337	0		
Dell Lat FPDFGC1	2007-03-26	1,684	393	SL	5 0000000000000	337	0		
Dell Lat FT5CGC1	2007-03-26	1,684	393	SL	5 0000000000000	337	0		

Description of Property	Date Acquired	Cost or Other Basis	Prior Years' Depreciation	Computation Method	Rate / Life (# of years)	Current Year's Depreciation Expense	Net Investment Income	Adjusted Net Income	Cost of Goods Sold Not Included
Dell Lat GWFDGC1	2007-03-26	1,684	393	SL	5 0000000000000	337	0		
Dell Lat HGFDGC1	2007-03-26	1,684	393	SL	5 0000000000000	337	0		
Dell Lat JS5CGC1	2007-03-26	1,684	393	SL	5 0000000000000	337	0		
Dell Lat JWFDGC1	2007-03-26	1,684	393	SL	5 0000000000000	337	0		
Rack Enclosure w Shelf	2007-04-16	2,120	230	SL	10 0000000000000	212	0		
Rack Enclosure w Shelf	2007-04-16	2,120	230	SL	10 0000000000000	212	0		
Fan Kit (2)	2007-04-16	638	138	SL	5 0000000000000	128	0		
Rack Offset & Side Kits	2007-04-16	640	69	SL	10 0000000000000	64	0		
HP 8 Port Switch	2007-04-16	799	173	SL	5 0000000000000	160	0		
HP TFT 7600 Monitor & Key	2007-04-16	3,175	688	SL	5 0000000000000	635	0		
HP Proliant DL360 USM7060	2007-04-16	7,199	1,560	SL	5 0000000000000	1,440	0		
HP C Series M Fabric Swit	2007-04-16	14,999	3,250	SL	5 0000000000000	3,000	0		
HP C Series M Fabric Swit	2007-04-16	14,999	3,250	SL	5 0000000000000	3,000	0		
HP MSA Storage Wks Enclos	2007-04-16	5,355	1,160	SL	5 0000000000000	1,071	0		
HP MSA Dual Channel	2007-04-16	549	119	SL	5 0000000000000	110	0		
HP Access Hot Plug 15K HD	2007-04-16	715	155	SL	5 0000000000000	143	0		
HP Access Hot Plug 15K HD	2007-04-16	715	155	SL	5 0000000000000	143	0		
HP Access Hot Plug 15K HD	2007-04-16	715	155	SL	5 0000000000000	143	0		
HP Access Hot Plug 15K HD	2007-04-16	715	155	SL	5 0000000000000	143	0		
HP Access Hot Plug 15K HD	2007-04-16	715	155	SL	5 0000000000000	143	0		
HP Access Hot Plug 15K HD	2007-04-16	715	155	SL	5 0000000000000	143	0		
HP Access Hot Plug 15K HD	2007-04-16	715	155	SL	5 0000000000000	143	0		
HP Access Hot Plug 15K HD	2007-04-16	715	155	SL	5 0000000000000	143	0		
MS Window 2003 Server & L	2007-04-16	2,744	595	SL	5 0000000000000	549	0		
Cisco WS C2960g 48TC	2007-04-16	4,059	879	SL	5 0000000000000	812	0		
WS C6509-E WISM Cisco Cat	2007-04-16	110,995	24,049	SL	5 0000000000000	22,199	0		
Cisco AIP Bundle	2007-04-16	29,995	6,499	SL	5 0000000000000	5,999	0		
Cisco AP1510 Intr Kit Bun	2007-04-16	5,229	1,133	SL	5 0000000000000	1,046	0		
Dell Power Edge 850	2006-08-15	1,795	658	SL	5 0000000000000	359	0		

Description of Property	Date Acquired	Cost or Other Basis	Prior Years' Depreciation	Computation Method	Rate / Life (# of years)	Current Year's Depreciation Expense	Net Investment Income	Adjusted Net Income	Cost of Goods Sold Not Included
Dell Power Edge Tape Driv	2006-08-15	1,375	504	SL	5 0000000000000	275	0		
MS 2003 Server w5 cals	2006-08-15	489	179	SL	5 0000000000000	98	0		
HP Computer	2007-06-18	11,899	2,181	SL	5 0000000000000	2,380	0		
Cisco Port Switch	2006-08-15	1,999	733	SL	5 0000000000000	400	0		
APC Smart UPS 1500VA	2006-08-15	619	227	SL	5 0000000000000	124	0		
Cisco Bundle Router	2006-08-15	499	183	SL	5 0000000000000	100	0		
HP DC7600 Computer	2006-08-15	3,250	1,192	SL	5 0000000000000	650	0		
Office Pro 2003	2006-08-15	349	213	SL	3 0000000000000	116	0		
Trend Software Spy & Mess	2006-08-15	270	165	SL	3 0000000000000	90	0		
60 inch round table	2007-05-23	846	85	SL	10 0000000000000	85	0		
60 round table	2007-05-23	846	85	SL	10 0000000000000	85	0		
60 round table	2007-05-23	846	85	SL	10 0000000000000	85	0		
30x72 rect table	2007-05-23	578	58	SL	10 0000000000000	58	0		
30x72 rect table	2007-05-23	578	58	SL	10 0000000000000	58	0		
30x72 rect table	2007-05-23	578	58	SL	10 0000000000000	58	0		
30x72 rect table	2007-05-23	578	58	SL	10 0000000000000	58	0		
30x72 rect table	2007-05-23	578	58	SL	10 0000000000000	58	0		
30x72 rect table	2007-05-23	578	58	SL	10 0000000000000	58	0		
20x60 rect table	2007-05-23	523	52	SL	10 0000000000000	52	0		
20x60 rect table	2007-05-23	523	52	SL	10 0000000000000	52	0		
20x60 rect table	2007-05-23	522	52	SL	10 0000000000000	52	0		
danny's office bookcase	2007-05-23	1,011	101	SL	10 0000000000000	101	0		
danny's keyboard	2007-05-23	217	72	SL	3 0000000000000	72	0		
nancy's keyboard	2007-05-23	217	72	SL	3 0000000000000	72	0		
beverly's keyboard	2007-05-23	217	72	SL	3 0000000000000	72	0		
teak aluminium oval table	2007-05-23	1,990	199	SL	10 0000000000000	199	0		
rect market umbrella	2007-05-23	295	98	SL	3 0000000000000	98	0		
umbrella stand round	2007-05-23	90	30	SL	3 0000000000000	30	0		
bristol dining table sq	2007-04-30	425	46	SL	10 0000000000000	43	0		
bristol dining table sq	2007-04-30	425	46	SL	10 0000000000000	43	0		

Description of Property	Date Acquired	Cost or Other Basis	Prior Years' Depreciation	Computation Method	Rate / Life (# of years)	Current Year's Depreciation Expense	Net Investment Income	Adjusted Net Income	Cost of Goods Sold Not Included
bristol dining table sq	2007-04-30	425	46	SL	10 0000000000000	43	0		
bristol dining table sq	2007-04-30	425	46	SL	10 0000000000000	43	0		
bristol dining table sq	2007-04-30	425	46	SL	10 0000000000000	43	0		
elena folding side chairs	2007-04-30	3,100	336	SL	10 0000000000000	310	0		
classic teak bench 6'	2007-04-30	650	70	SL	10 0000000000000	65	0		
classic teak bench 6'	2007-04-30	650	70	SL	10 0000000000000	65	0		
classic teak bench 6'	2007-04-30	650	70	SL	10 0000000000000	65	0		
classic teak bench 6'	2007-04-30	650	70	SL	10 0000000000000	65	0		
bristol dining table roun	2007-05-08	1,190	129	SL	10 0000000000000	119	0		
bristol dining table roun	2007-05-08	1,190	129	SL	10 0000000000000	119	0		
bristol dining table roun	2007-05-08	1,190	129	SL	10 0000000000000	119	0		
bristol dining table roun	2007-05-08	1,190	129	SL	10 0000000000000	119	0		
bristol dining table roun	2007-05-08	1,190	129	SL	10 0000000000000	119	0		
bristol dining table roun	2007-05-08	1,190	129	SL	10 0000000000000	119	0		
bristol dining table squa	2007-05-08	1,190	129	SL	10 0000000000000	119	0		
9 tilt market umbrella	2007-05-08	255	92	SL	3 0000000000000	85	0		
9 tilt market umbrella	2007-05-08	255	92	SL	3 0000000000000	85	0		
9 tilt market umbrella	2007-05-08	255	92	SL	3 0000000000000	85	0		
9 tilt market umbrella	2007-05-08	255	92	SL	3 0000000000000	85	0		
9 tilt market umbrella	2007-05-08	255	92	SL	3 0000000000000	85	0		
9 tilt market umbrella	2007-05-08	255	92	SL	3 0000000000000	85	0		
9 tilt market umbrella	2007-05-08	255	92	SL	3 0000000000000	85	0		
9 tilt market umbrella	2007-05-08	255	92	SL	3 0000000000000	85	0		
9 tilt market umbrella	2007-05-08	255	92	SL	3 0000000000000	85	0		
9 tilt market umbrella	2007-05-08	255	92	SL	3 0000000000000	85	0		
9 tilt market umbrella	2007-05-08	255	92	SL	3 0000000000000	85	0		
umbrella stand	2007-05-08	90	33	SL	3 0000000000000	30	0		
umbrella stand	2007-05-08	90	33	SL	3 0000000000000	30	0		
umbrella stand	2007-05-08	90	33	SL	3 0000000000000	30	0		

Description of Property	Date Acquired	Cost or Other Basis	Prior Years' Depreciation	Computation Method	Rate / Life (# of years)	Current Year's Depreciation Expense	Net Investment Income	Adjusted Net Income	Cost of Goods Sold Not Included
umbrella stand	2007-05-08	90	33	SL	3 0000000000000	30	0		
umbrella stand	2007-05-08	90	33	SL	3 0000000000000	30	0		
umbrella stand	2007-05-08	90	33	SL	3 0000000000000	30	0		
umbrella stand	2007-05-08	90	33	SL	3 0000000000000	30	0		
umbrella stand	2007-05-08	90	33	SL	3 0000000000000	30	0		
umbrella stand	2007-05-08	90	33	SL	3 0000000000000	30	0		
umbrella stand	2007-05-08	90	33	SL	3 0000000000000	30	0		
umbrella stand	2007-05-08	90	33	SL	3 0000000000000	30	0		
umbrella stand	2007-05-08	90	33	SL	3 0000000000000	30	0		
pottery	2007-05-08	189	68	SL	3 0000000000000	63	0		
smartspace proxima	2007-05-11	1,648	179	SL	10 0000000000000	165	0		
smartspace proxima	2007-05-11	1,647	178	SL	10 0000000000000	165	0		
chalfant bench 25h 50"w	2007-05-11	1,110	120	SL	10 0000000000000	111	0		
chalfant bench 25h 50"w	2007-05-11	1,110	120	SL	10 0000000000000	111	0		
chalfant bench 25h 50"w	2007-05-11	1,109	120	SL	10 0000000000000	111	0		
pie crust table 24d 25"h	2007-05-11	817	89	SL	10 0000000000000	82	0		
4drawer lateral file nanc	2007-05-11	1,485	161	SL	10 0000000000000	149	0		
4drawer lateral file recp	2007-05-11	1,485	161	SL	10 0000000000000	149	0		
modular bridge nancy	2007-05-11	610	66	SL	10 0000000000000	61	0		
modular bridge danny	2007-05-11	609	66	SL	10 0000000000000	61	0		
bridge receptiom	2007-05-11	715	77	SL	10 0000000000000	72	0		
left ped credenza recptio	2007-05-11	2,072	224	SL	10 0000000000000	207	0		
right ped desk nancy	2007-05-11	1,574	171	SL	10 0000000000000	157	0		
right ped desk reception	2007-05-11	2,420	262	SL	10 0000000000000	242	0		
left ped credenza nancy	2007-05-11	1,305	141	SL	10 0000000000000	131	0		
right file credenza danny	2007-05-11	1,450	157	SL	10 0000000000000	145	0		
lft p table end&base dann	2007-05-11	1,727	187	SL	10 0000000000000	173	0		
bookcase danny	2007-05-11	986	107	SL	10 0000000000000	99	0		
modular cabinet boardroom	2007-05-11	418	45	SL	10 0000000000000	42	0		
twodrawer file boardroom	2007-05-11	777	84	SL	10 0000000000000	78	0		

[illegible]

Description of Property	Date Acquired	Cost or Other Basis	Prior Years' Depreciation	Computation Method	Rate / Life (# of years)	Current Year's Depreciation Expense	Net Investment Income	Adjusted Net Income	Cost of Goods Sold Not Included
armless chairs compclassr	2007-05-11	363	79	SL	5 0000000000000	73	0		
armless chairs compclassr	2007-05-11	363	79	SL	5 0000000000000	73	0		
armless chairs compclassr	2007-05-11	363	79	SL	5 0000000000000	73	0		
armless chairs compclassr	2007-05-11	363	79	SL	5 0000000000000	73	0		
armless chairs compclassr	2007-05-11	363	79	SL	5 0000000000000	73	0		
armless chairs compclassr	2007-05-11	363	79	SL	5 0000000000000	73	0		
armless chairs compclassr	2007-05-11	363	79	SL	5 0000000000000	73	0		
armless chairs compclassr	2007-05-11	363	79	SL	5 0000000000000	73	0		
armless chairs compclassr	2007-05-11	363	79	SL	5 0000000000000	73	0		
armless chairs compclassr	2007-05-11	363	79	SL	5 0000000000000	73	0		
armless chairs compclassr	2007-05-11	363	79	SL	5 0000000000000	73	0		
armless chairs compclassr	2007-05-11	363	79	SL	5 0000000000000	73	0		
armless chairs compclassr	2007-05-11	363	79	SL	5 0000000000000	73	0		
armless chairs compclassr	2007-05-11	363	79	SL	5 0000000000000	73	0		
armless chairs compclassr	2007-05-11	363	79	SL	5 0000000000000	73	0		
armless chairs compclassr	2007-05-11	363	79	SL	5 0000000000000	73	0		
armless chairs compclassr	2007-05-11	363	79	SL	5 0000000000000	73	0		
armless chairs compclassr	2007-05-11	363	79	SL	5 0000000000000	73	0		
armless chairs compclassr	2007-05-11	363	79	SL	5 0000000000000	73	0		
armless chairs compclassr	2007-05-11	363	79	SL	5 0000000000000	73	0		
chair am mid back recp	2007-05-11	874	189	SL	5 0000000000000	175	0		
chair am mid back nancy	2007-05-11	873	189	SL	5 0000000000000	175	0		
rect table 60x24 compclas	2007-05-11	1,472	159	SL	10 0000000000000	147	0		
rect table 60x24 compclas	2007-05-11	1,472	159	SL	10 0000000000000	147	0		
MS Project Server 2003	2006-10-17	1,389	440	SL	5 0000000000000	278	0		
Stand with castors Promet	2007-05-23	480	96	SL	5 0000000000000	96	0		
Orange chairs for kids	2007-05-23	3,400	680	SL	5 0000000000000	680	0		
Stage	2007-05-11	7,179	778	SL	10 0000000000000	718	0		
Lateral 5 high (13 @ 852	2007-05-11	11,923	1,292	SL	10 0000000000000	1,192	0		
Chair reception	2007-05-11	732	159	SL	5 0000000000000	146	0		
Chair reception	2007-05-11	732	159	SL	5 0000000000000	146	0		
Chair meeting room	2007-05-11	503	109	SL	5 0000000000000	101	0		
Chair meeting room	2007-05-11	503	109	SL	5 0000000000000	101	0		

Description of Property	Date Acquired	Cost or Other Basis	Prior Years' Depreciation	Computation Method	Rate / Life (# of years)	Current Year's Depreciation Expense	Net Investment Income	Adjusted Net Income	Cost of Goods Sold Not Included
Chair meeting room	2007-05-11	503	109	SL	5 0000000000000	101	0		
Chair meeting room	2007-05-11	503	109	SL	5 0000000000000	101	0		
200 Upholstered Chair	2007-05-11	10,400	2,253	SL	5 0000000000000	2,080	0		
10 Chair Truck Hand Truck	2007-05-11	1,800	195	SL	10 0000000000000	180	0		
ASA 5520-Cisco aip bundle	2007-04-16	29,995	6,499	SL	5 0000000000000	5,999	0		
Cisco AP1510 Intr kit bun	2007-04-16	5,229	1,133	SL	5 0000000000000	1,046	0		
ACTIV Board	2007-02-27	4,874	1,219	SL	5 0000000000000	975	0		
TV & DVD-GELI	2007-05-18	1,952	390	SL	5 0000000000000	390	0		
TV & DVD-GELI	2007-05-18	1,952	390	SL	5 0000000000000	390	0		
Land	1970-06-30	2,375		NC	0 %	0	0		
Land	1970-06-30	2,375		NC	0 %	0	0		
Land 306 8th Ave	2006-07-25	55,450		NC	0 %	0	0		
Land GELI House	2007-05-01	9,000		NC	0 %	0	0		
Rackmount	2007-06-18	728	133	SL	5 0000000000000	146	0		
Window Draperies	2007-06-25	1,512	277	SL	5 0000000000000	302	0		
Solar Shades	2007-06-25	890	163	SL	5 0000000000000	178	0		
Window Treatments	2007-06-25	531	97	SL	5 0000000000000	106	0		
Barracuda Firewall System	2007-07-02	760	139	SL	5 0000000000000	152	0		
Dry Cabinet	2007-07-18	426	71	SL	5 0000000000000	85	0		
Computer Hardware/Software Installation	2007-07-18	2,240	373	SL	5 0000000000000	448	0		
BUILDING ADDITIONS	2008-11-20	11,802		SL	39 0000000000000	151	0		
8th South House - Serena Coleman's Land	2009-04-03	1,000		L	0 %	0	0		
Land Basis (Land 3)	2007-06-30	4,535		NC	0 %	0	0		
Land Basis (Land 4)	2007-06-30	4,535		NC	0 %	0	0		
Land HUD for McFerrin Closing	2007-08-27	40,293		NC	0 %	0	0		
Fence	2007-11-08	9,586	373	SL	15 0000000000000	639	0		
Construction in Progress-Covered Walkway	2008-05-31	5,463		NC	0 %	0	0		

TY 2008 Land, Etc. Schedule

Name: Gilmore Sanitarium Inc Gilmore Foundation Inc
EIN: 64-0331636

Category / Item	Cost / Other Basis	Accumulated Depreciation	Book Value	End of Year Fair Market Value
2003 Park Avenue	10,000	4,500	5,500	0
2006 Chev Pickup	18,000	8,100	9,900	0
Nurses Home	5,162	5,162		0
VIEWSONIC MONITOR 15"	185	105	80	0
GELI house 312 8th Ave	50,255	2,685	47,570	0
GELI house renovations	38,866	2,077	36,789	0
GELI House Renovations	63,061	3,369	59,692	0
Buildings	320,836	14,891	305,945	0
File Cabinet	172	172		0
Conference Room Furniture	8,600	6,450	2,150	0
Vacuum Cleaners (2)	959	416	543	0
10'X6' Trailer with ramp	795	345	450	0
Blower & Power Sweeper	865	360	505	0
GF Logo Mats	1,035	414	621	0
Trash Receptacles (9)	4,581	1,832	2,749	0
Adobe Software	1,714	1,380	334	0
Adobe Software	1,695	1,271	424	0
Computer-Rusty's GELI	3,640	1,699	1,941	0
Dell Poweredge Server LOC	2,899	1,305	1,594	0
Cisco Router	5,985	2,394	3,591	0
HP DL380 Server	8,499	3,683	4,816	0
HP MSA1500 Bundle	26,699	11,570	15,129	0
HP 1/8 Ultrium 960	9,579	4,151	5,428	0
Adobe Software (3)	3,897	2,815	1,082	0
Symantec License	848	613	235	0
MS 2003 Server & Lic	1,738	754	984	0
Notebook Care	3,500	758	2,742	0
Dell Lat 2X86GC1	2,499	1,083	1,416	0
Dell Lat 7W86GC1	2,499	1,083	1,416	0
Dell Lat F196GC1	2,499	1,083	1,416	0

Category / Item	Cost / Other Basis	Accumulated Depreciation	Book Value	End of Year Fair Market Value
Dell Lat JX86GC1	2,499	1,083	1,416	0
Dell Lat 4096GC1	2,499	1,083	1,416	0
Dell Lat 9V86GC1	2,499	1,083	1,416	0
Dell Lat FY86GC1	2,499	1,083	1,416	0
Del Lat 1XFDGC1	1,684	730	954	0
Dell Lat 3SFDGC1	1,684	730	954	0
Dell Lat 4BFDGC1	1,684	730	954	0
Dell Lat 4PFDGC1	1,684	730	954	0
Dell Lat 5ZFDGC1	1,684	730	954	0
Dell Lat 7T5CGC1	1,684	730	954	0
Dell Lat 8SFDGC1	1,684	730	954	0
Dell Lat BKFDGC1	1,684	730	954	0
Dell Lat DNFDGC1	1,684	730	954	0
Dell Lat DTFDGC1	1,684	730	954	0
Dell Lat FRFDGC1	1,684	730	954	0
Dell Lat GFDGC1	1,684	730	954	0
Dell Lat H8FDGC1	1,684	730	954	0
Dell Lat JQFDGC1	1,684	730	954	0
Dell Lat JT5CGC1	1,684	730	954	0
Dell Lat 2V5CGC1	1,684	730	954	0
Dell Lat 3WFDGC1	1,684	730	954	0
Dell Lat 4KFDGC1	1,684	730	954	0
Dell Lat 4TFDGC1	1,684	730	954	0
Dell Lat 7RFDGC1	1,684	730	954	0
Dell Lat 7VFDGC1	1,684	730	954	0
Dell Lat 9WFDGC1	1,684	730	954	0
Dell Lat BT5CGC1	1,684	730	954	0
Dell Lat DQFDGC1	1,684	730	954	0
Dell Lat FPDFGC1	1,684	730	954	0
Dell Lat FT5CGC1	1,684	730	954	0

Category / Item	Cost / Other Basis	Accumulated Depreciation	Book Value	End of Year Fair Market Value
Dell Lat GWFDGC1	1,684	730	954	0
Dell Lat HGFDGC1	1,684	730	954	0
Dell Lat JS5CGC1	1,684	730	954	0
Dell Lat JWFDGC1	1,684	730	954	0
Rack Enclosure w Shelf	2,120	442	1,678	0
Rack Enclosure w Shelf	2,120	442	1,678	0
Fan Kit (2)	638	266	372	0
Rack Offset & Side Kits	640	133	507	0
HP 8 Port Switch	799	333	466	0
HP TFT 7600 Monitor & Key	3,175	1,323	1,852	0
HP Proliant DL360 USM7060	7,199	3,000	4,199	0
HP C Series M Fabric Swit	14,999	6,250	8,749	0
HP C Series M Fabric Swit	14,999	6,250	8,749	0
HP MSA Storage Wks Enclos	5,355	2,231	3,124	0
HP MSA Dual Channel	549	229	320	0
HP Access Hot Plug 15K HD	715	298	417	0
HP Access Hot Plug 15K HD	715	298	417	0
HP Access Hot Plug 15K HD	715	298	417	0
HP Access Hot Plug 15K HD	715	298	417	0
HP Access Hot Plug 15K HD	715	298	417	0
HP Access Hot Plug 15K HD	715	298	417	0
HP Access Hot Plug 15K HD	715	298	417	0
HP Access Hot Plug 15K HD	715	298	417	0
HP Access Hot Plug 15K HD	715	298	417	0
MS Window 2003 Server & L	2,744	1,144	1,600	0
Cisco WS C2960g 48TC	4,059	1,691	2,368	0
WS C6509-E WISM Cisco Cat	110,995	46,248	64,747	0
Cisco AIP Bundle	29,995	12,498	17,497	0
Cisco AP1510 Intr Kit Bun	5,229	2,179	3,050	0
Dell Power Edge 850	1,795	1,017	778	0

Category / Item	Cost / Other Basis	Accumulated Depreciation	Book Value	End of Year Fair Market Value
Dell Power Edge Tape Driv	1,375	779	596	0
MS 2003 Server w5 calcs	489	277	212	0
HP Computer	11,899	4,561	7,338	0
Cisco Port Switch	1,999	1,133	866	0
APC Smart UPS 1500VA	619	351	268	0
Cisco Bundle Router	499	283	216	0
HP DC7600 Computer	3,250	1,842	1,408	0
Office Pro 2003	349	329	20	0
Trend Software Spy & Mess	270	255	15	0
60 inch round table	846	170	676	0
60 round table	846	170	676	0
60 round table	846	170	676	0
30x72 rect table	578	116	462	0
30x72 rect table	578	116	462	0
30x72 rect table	578	116	462	0
30x72 rect table	578	116	462	0
30x72 rect table	578	116	462	0
30x72 rect table	578	116	462	0
20x60 rect table	523	104	419	0
20x60 rect table	523	104	419	0
20x60 rect table	522	104	418	0
danny's office bookcase	1,011	202	809	0
danny's keyboard	217	144	73	0
nancy's keyboard	217	144	73	0
beverly's keyboard	217	144	73	0
teak alumunium oval table	1,990	398	1,592	0
rect market umbrella	295	196	99	0
umbrella stand round	90	60	30	0
bristol dining table sq	425	89	336	0
bristol dining table sq	425	89	336	0

Category / Item	Cost / Other Basis	Accumulated Depreciation	Book Value	End of Year Fair Market Value
bristol dining table sq	425	89	336	0
bristol dining table sq	425	89	336	0
bristol dining table sq	425	89	336	0
elena folding side chairs	3,100	646	2,454	0
classic teak bench 6'	650	135	515	0
classic teak bench 6'	650	135	515	0
classic teak bench 6'	650	135	515	0
classic teak bench 6'	650	135	515	0
bristol dining table roun	1,190	248	942	0
bristol dining table roun	1,190	248	942	0
bristol dining table roun	1,190	248	942	0
bristol dining table roun	1,190	248	942	0
bristol dining table roun	1,190	248	942	0
bristol dining table roun	1,190	248	942	0
bristol dining table squa	1,190	248	942	0
9 tilt market umbrella	255	177	78	0
9 tilt market umbrella	255	177	78	0
9 tilt market umbrella	255	177	78	0
9 tilt market umbrella	255	177	78	0
9 tilt market umbrella	255	177	78	0
9 tilt market umbrella	255	177	78	0
9 tilt market umbrella	255	177	78	0
9 tilt market umbrella	255	177	78	0
9 tilt market umbrella	255	177	78	0
9 tilt market umbrella	255	177	78	0
9 tilt market umbrella	255	177	78	0
9 tilt market umbrella	255	177	78	0
umbrella stand	90	63	27	0
umbrella stand	90	63	27	0
umbrella stand	90	63	27	0

Category / Item	Cost / Other Basis	Accumulated Depreciation	Book Value	End of Year Fair Market Value
umbrella stand	90	63	27	0
umbrella stand	90	63	27	0
umbrella stand	90	63	27	0
umbrella stand	90	63	27	0
umbrella stand	90	63	27	0
umbrella stand	90	63	27	0
umbrella stand	90	63	27	0
umbrella stand	90	63	27	0
umbrella stand	90	63	27	0
pottery	189	131	58	0
smartspace proxima	1,648	344	1,304	0
smartspace proxima	1,647	343	1,304	0
chalfant bench 25h 50"w	1,110	231	879	0
chalfant bench 25h 50"w	1,110	231	879	0
chalfant bench 25h 50"w	1,109	231	878	0
pie crust table 24d 25"h	817	171	646	0
4drawer lateral file nanc	1,485	310	1,175	0
4drawer lateral file recp	1,485	310	1,175	0
modular bridge nancy	610	127	483	0
modular bridge danny	609	127	482	0
bridge receptiom	715	149	566	0
left ped credenza recptio	2,072	431	1,641	0
right ped desk nancy	1,574	328	1,246	0
right ped desk reception	2,420	504	1,916	0
left ped credenza nancy	1,305	272	1,033	0
right file credenza danny	1,450	302	1,148	0
lft p table end&base dann	1,727	360	1,367	0
bookcase danny	986	206	780	0
modular cabinet boardroom	418	87	331	0
twodrawer file boardroom	777	162	615	0

[illegible]

[illegible]

Category / Item	Cost / Other Basis	Accumulated Depreciation	Book Value	End of Year Fair Market Value
armless chairs compclassr	363	152	211	0
armless chairs compclassr	363	152	211	0
armless chairs compclassr	363	152	211	0
armless chairs compclassr	363	152	211	0
armless chairs compclassr	363	152	211	0
armless chairs compclassr	363	152	211	0
armless chairs compclassr	363	152	211	0
armless chairs compclassr	363	152	211	0
armless chairs compclassr	363	152	211	0
armless chairs compclassr	363	152	211	0
armless chairs compclassr	363	152	211	0
armless chairs compclassr	363	152	211	0
armless chairs compclassr	363	152	211	0
armless chairs compclassr	363	152	211	0
armless chairs compclassr	363	152	211	0
armless chairs compclassr	363	152	211	0
armless chairs compclassr	363	152	211	0
armless chairs compclassr	363	152	211	0
chair am mid back recp	874	364	510	0
chair am mid back nancy	873	364	509	0
rect table 60x24 compclas	1,472	306	1,166	0
rect table 60x24 compclas	1,472	306	1,166	0
MS Project Server 2003	1,389	718	671	0
Stand with castors Promet	480	192	288	0
Orange chairs for kids	3,400	1,360	2,040	0
Stage	7,179	1,496	5,683	0
Lateral 5 high (13 @ 852.	11,923	2,484	9,439	0
Chair reception	732	305	427	0
Chair reception	732	305	427	0
Chair meeting room	503	210	293	0
Chair meeting room	503	210	293	0

Category / Item	Cost / Other Basis	Accumulated Depreciation	Book Value	End of Year Fair Market Value
Chair meeting room	503	210	293	0
Chair meeting room	503	210	293	0
200 Upholstered Chair	10,400	4,333	6,067	0
10 Chair Truck Hand Truck	1,800	375	1,425	0
ASA 5520-Cisco aip bundle	29,995	12,498	17,497	0
Cisco AP1510 Intr kit bun	5,229	2,179	3,050	0
ACTIV Board	4,874	2,194	2,680	0
TV & DVD-GELI	1,952	780	1,172	0
TV & DVD-GELI	1,952	780	1,172	0
Land	2,375	0	2,375	0
Land	2,375	0	2,375	0
Land 306 8th Ave	55,450	0	55,450	0
Land GELI House	9,000	0	9,000	0
Rackmount	728	279	449	0
Window Draperies	1,512	579	933	0
Solar Shades	890	341	549	0
Window Treatments	531	203	328	0
Barracuda Firewall System	760	291	469	0
Dry Cabinet	426	156	270	0
Computer Hardware/Software Installation	2,240	821	1,419	0
BUILDING ADDITIONS	11,802	151	11,651	0
8th South House - Serena Coleman's Land	1,000	0	1,000	0
Land Basis (Land 3)	4,535	0	4,535	0
Land Basis (Land 4)	4,535	0	4,535	0
Land HUD for McFerrin Closing	40,293	0	40,293	0
Fence	9,586	1,012	8,574	0
Construction in Progress-Covered Walkway	5,463	0	5,463	0

TY 2008 Legal Fees Schedule

Name: Gilmore Sanitarium Inc Gilmore Foundation Inc

EIN: 64-0331636

Category	Amount	Net Investment Income	Adjusted Net Income	Disbursements for Charitable Purposes
LEGAL Fees	27,492	5,498		21,994

TY 2008 Other Assets Schedule

Name: Gilmore Sanitarium Inc Gilmore Foundation Inc

EIN: 64-0331636

Description	Beginning of Year - Book Value	End of Year - Book Value	End of Year - Fair Market Value
	85	85	
	1,028	1,494	
	946	946	

TY 2008 Other Decreases Schedule

Name: Gilmore Sanitarium Inc Gilmore Foundation Inc

EIN: 64-0331636

Description	Amount
Unrealized Loss	1,521,507
FEDERAL INCOME TAX	16,671

TY 2008 Other Expenses Schedule

Name: Gilmore Sanitarium Inc Gilmore Foundation Inc

EIN: 64-0331636

Description	Revenue and Expenses per Books	Net Investment Income	Adjusted Net Income	Disbursements for Charitable Purposes
Banks Charge	236	47		189
Repairs	100,155	0		100,155
Equipment Rental	9,929	0		9,929
Dues	385	0		385
Supplies	29,392	5,878		23,513
Telephone	17,473	3,495		13,978
Postage and Shipping	3,392	678		2,714
Software Expense	1,402	0		1,402
INsurance	7,576	0		15,153
Insurance	48,470	0		48,470
Promotion and Advertising	6,467	0		6,467
AUTO EXPENSE	908	0		908
BOOKS/REFERENCES	5,432	0		5,432
EVENT EXPENSE	2,157	431		1,726
LABOR	9,715	0		9,715
EDUCATION	4,995	0		0
SMALL EQUIPMENT	11,373	0		0

TY 2008 Other Income Schedule

Name: Gilmore Sanitarium Inc Gilmore Foundation Inc

EIN: 64-0331636

Description	Revenue And Expenses Per Books	Net Invest ment Income	Adjusted Net Income
FROM K1	109,632	109,632	109,632

TY 2008 Other Professional Fees Schedule

Name: Gilmore Sanitarium Inc Gilmore Foundation Inc

EIN: 64-0331636

Category	Amount	Net Investment Income	Adjusted Net Income	Disbursements for Charitable Purposes
Professional Fees	184,143	184,143		0

TY 2008 Taxes Schedule**Name:** Gilmore Sanitarium Inc Gilmore Foundation Inc**EIN:** 64-0331636

Category	Amount	Net Investment Income	Adjusted Net Income	Disbursements for Charitable Purposes
Payroll Taxes	12,020	1,563		10,458
Payroll Expense	39	8		31
Other	1,282	0		18,004