



See a Social Security Number? Say Something!
Report Privacy Problems to <https://public.resource.org/privacy>
Or call the IRS Identity Theft Hotline at 1-800-908-4490



Form 990-PF

Return of Private Foundation
or Section 4947(a)(1) Nonexempt Charitable Trust
Treated as a Private Foundation

OMB No 1545-0052

2008

Department of the Treasury
Internal Revenue Service

Note: The foundation may be able to use a copy of this return to satisfy state reporting requirements

For calendar year 2008 , or tax year beginning 04-01-2008 and ending 03-31-2009

G

Check all that apply

☐ Initial return

☐ Final return

☐ Amended return

☐ Address change

☐ Name change

Use the IRS label. Otherwise, print or type. See Specific Instructions.

Name of foundation
AMERICAN HONDA FOUNDATION

Number and street (or P O box number if mail is not delivered to street address)
1919 TORRANCE BLVD

Room/suite

City or town, state, and ZIP code
TORRANCE, CA 90501

A Employer identification number
95-3924667

B Telephone number (see the instructions)
(310) 781-4090

C If exemption application is pending, check here ☐

D 1. Foreign organizations, check here ☐

2. Foreign organizations meeting the 85% test, check here and attach computation ☐

E If private foundation status was terminated under section 507(b)(1)(A), check here ☐

F If the foundation is in a 60-month termination under section 507(b)(1)(B), check here ☐

H Check type of organization ☒ Section 501(c)(3) exempt private foundation

☐ Section 4947(a)(1) nonexempt charitable trust

☐ Other taxable private foundation

I Fair market value of all assets at end of year (from Part II, col. (c), line 16) ☐ \$ 25,812,506


















J Accounting method ☐ Cash ☒ Accrual ☐ Other (specify)
(Part I, column (d) must be on cash basis.)




Part I Analysis of Revenue and Expenses (The total of amounts in columns (b), (c), and (d) may not necessarily equal the amounts in column (a) (see the instructions))		(a) Revenue and expenses per books	(b) Net investment income	(c) Adjusted net income	(d) Disbursements for charitable purposes (cash basis only)
Revenue	1 Contributions, gifts, grants, etc , received (attach schedule)	176,466			
	2 Check <input type="checkbox"/> if the foundation is not required to attach Sch. B				
	3 Interest on savings and temporary cash investments				
	4 Dividends and interest from securities.	1,277,846	1,277,846	1,277,846	
	5a Gross rents				
	b Net rental income or (loss) _____				
	6a Net gain or (loss) from sale of assets not on line 10	-6,907,049			
	b Gross sales price for all assets on line 6a _____ 26,520,839				
	7 Capital gain net income (from Part IV, line 2)				
	8 Net short-term capital gain				
	9 Income modifications				
	10a Gross sales less returns and allowances				
	b Less Cost of goods sold				
Operating and Administrative Expenses	c Gross profit or (loss) (attach schedule)				
	11 Other income (attach schedule)	<input type="checkbox"/> 16,705			
	12 Total. Add lines 1 through 11	-5,436,032	1,277,846	1,277,846	
	13 Compensation of officers, directors, trustees, etc				
	14 Other employee salaries and wages	241,193			207,992
	15 Pension plans, employee benefits	5,783			110,885
	16a Legal fees (attach schedule)	<input type="checkbox"/> 184			
	b Accounting fees (attach schedule)	<input type="checkbox"/> 29,000			
	c Other professional fees (attach schedule)	<input type="checkbox"/> 184,196	184,196		
	17 Interest				
	18 Taxes (attach schedule) (see the instructions)	<input type="checkbox"/> 86,485	41,058		
	19 Depreciation (attach schedule) and depletion	<input type="checkbox"/> 0			
	20 Occupancy				
	21 Travel, conferences, and meetings	24,038			22,573
	22 Printing and publications	256			
	23 Other expenses (attach schedule)	<input type="checkbox"/> 78,179			64,098
	24 Total operating and administrative expenses. Add lines 13 through 23	649,314	225,254		405,548
	25 Contributions, gifts, grants paid	1,564,360			1,564,360
	26 Total expenses and disbursements. Add lines 24 and 25	2,213,674	225,254		1,969,908
	27 Subtract line 26 from line 12				
	a Excess of revenue over expenses and disbursements	-7,649,706			
	b Net investment income (if negative, enter -0-)		1,052,592		
	c Adjusted net income (if negative, enter -0-)			1,277,846	

For Privacy Act and Paperwork Reduction Act Notice, see the instructions.

Cat No 11289X

Form 990-PF (2008)

Part II Balance Sheets		Attached schedules and amounts in the description column should be for end-of-year amounts only (See instructions)	Beginning of year	End of year	
			(a) Book Value	(b) Book Value	(c) Fair Market Value
Assets	1	Cash—non-interest-bearing	1,007	1,120	1,120
	2	Savings and temporary cash investments			
	3	Accounts receivable  43,690			
		Less allowance for doubtful accounts  _____	24,821	43,690	43,690
	4	Pledges receivable  _____			
		Less allowance for doubtful accounts  _____			
	5	Grants receivable			
	6	Receivables due from officers, directors, trustees, and other disqualified persons (attach schedule) (see the instructions)			
	7	Other notes and loans receivable (attach schedule)  _____			
		Less allowance for doubtful accounts  _____			
	8	Inventories for sale or use			
	9	Prepaid expenses and deferred charges	-33,000	17,992	17,992
	10a	Investments—U S and state government obligations (attach schedule)			
	b	Investments—corporate stock (attach schedule)	21,436,080 	7,681,749	7,681,749
	c	Investments—corporate bonds (attach schedule)			
	11	Investments—land, buildings, and equipment basis  _____			
	Less accumulated depreciation (attach schedule)  _____				
12	Investments—mortgage loans				
13	Investments—other (attach schedule)	15,796,304 	18,067,955	18,067,955	
14	Land, buildings, and equipment basis  _____				
	Less accumulated depreciation (attach schedule)  _____				
15	Other assets (describe  _____)				
16	Total assets (to be completed by all filers—see the instructions Also, see page 1, item I)	37,225,212	25,812,506	25,812,506	
Liabilities	17	Accounts payable and accrued expenses	38,156	26,925	
	18	Grants payable			
	19	Deferred revenue			
	20	Loans from officers, directors, trustees, and other disqualified persons			
	21	Mortgages and other notes payable (attach schedule)			
	22	Other liabilities (describe  _____)	 201,694		
	23	Total liabilities (add lines 17 through 22)	239,850	26,925	
Net Assets or Fund Balances	Foundations that follow SFAS 117, check here  <input checked="" type="checkbox"/> and complete lines 24 through 26 and lines 30 and 31.				
	24	Unrestricted	36,985,362	25,785,581	
	25	Temporarily restricted			
	26	Permanently restricted			
	Foundations that do not follow SFAS 117, check here  <input type="checkbox"/> and complete lines 27 through 31.				
	27	Capital stock, trust principal, or current funds			
	28	Paid-in or capital surplus, or land, bldg , and equipment fund			
	29	Retained earnings, accumulated income, endowment, or other funds			
	30	Total net assets or fund balances (see the instructions)	36,985,362	25,785,581	
	31	Total liabilities and net assets/fund balances (see the instructions)	37,225,212	25,812,506	

Part III Analysis of Changes in Net Assets or Fund Balances			
1	Total net assets or fund balances at beginning of year—Part II, column (a), line 30 (must agree with end-of-year figure reported on prior year’s return)	1	36,985,362
2	Enter amount from Part I, line 27a	2	-7,649,706
3	Other increases not included in line 2 (itemize)  _____	3	
4	Add lines 1, 2, and 3	4	29,335,656
5	Decreases not included in line 2 (itemize)   _____	5	3,550,075
6	Total net assets or fund balances at end of year (line 4 minus line 5)—Part II, column (b), line 30	6	25,785,581

Part IV

Capital Gains and Losses for Tax on Investment Income

(a) List and describe the kind(s) of property sold (e g , real estate, 2-story brick warehouse, or common stock, 200 shs MLC Co)		(b) How acquired P—Purchase D—Donation	(c) Date acquired (mo , day, yr)	(d) Date sold (mo , day, yr)
1a	See Additional Data Table			
b				
c				
d				
e				
(e) Gross sales price		(f) Depreciation allowed (or allowable)	(g) Cost or other basis plus expense of sale	
(h) Gain or (loss) (e) plus (f) minus (g)				
a	See Additional Data Table			
b				
c				
d				
e				
Complete only for assets showing gain in column (h) and owned by the foundation on 12/31/69			(I) Gains (Col (h) gain minus col (k), but not less than -0-) or Losses (from col (h))	
(i) F M V as of 12/31/69		(j) Adjusted basis as of 12/31/69	(k) Excess of col (i) over col (j), if any	
a	See Additional Data Table			
b				
c				
d				
e				
2	Capital gain net income or (net capital loss)		2	-6,907,049
3	Net short-term capital gain or (loss) as defined in sections 1222(5) and (6)			
If gain, also enter in Part I, line 8, column (c) (see the instructions) If (loss), enter -0- in Part I, line 8			3	-2,064,406

Part V

Qualification Under Section 4940(e) for Reduced Tax on Net Investment Income

(For optional use by domestic private foundations subject to the section 4940(a) tax on net investment income)

If section 4940(d)(2) applies, leave this part blank

Was the foundation liable for the section 4942 tax on the distributable amount of any year in the base period? ☐ Yes ☒ No
If “Yes,” the foundation does not qualify under section 4940(e) Do not complete this part








1 Enter the appropriate amount in each column for each year, see the instructions before making any entries				
(a) Base period years Calendar year (or tax year beginning in)	(b) Adjusted qualifying distributions	(c) Net value of noncharitable-use assets	(d) Distribution ratio (col (b) divided by col (c))	
2007	2,147,984	37,710,217	0 05696	
2006	2,449,091	36,026,347	0 06798	
2005	2,138,231	32,561,254	0 06567	
2004	1,716,149	30,836,252	0 05565	
2003	1,581,852	27,879,523	0 05674	
2	Total of line 1, column (d).		2	0 30300
3	Average distribution ratio for the 5-year base period—divide the total on line 2 by 5, or by the number of years the foundation has been in existence if less than 5 years		3	0 06060
4	Enter the net value of noncharitable-use assets for 2008 from Part X, line 5.		4	31,432,153
5	Multiply line 4 by line 3.		5	1,904,788
6	Enter 1% of net investment income (1% of Part I, line 27b).		6	10,526
7	Add lines 5 and 6.		7	1,915,314
8	Enter qualifying distributions from Part XII, line 4.		8	1,969,908
If line 8 is equal to or greater than line 7, check the box in Part VI, line 1b, and complete that part using a 1% tax rate See the Part VI instructions				

Part VI Excise Tax Based on Investment Income (Section 4940(a), 4940(b), 4940(e), or 4948—see the instructions)					
1a Exempt operating foundations described in section 4940(d)(2), check here <input type="checkbox"/> and enter "N/A" on line 1		1	10,526		
Date of ruling letter _____ (attach copy of ruling letter if necessary—see instructions)					
b Domestic foundations that meet the section 4940(e) requirements in Part V, check here <input checked="" type="checkbox"/> and enter 1% of Part I, line 27b					
c All other domestic foundations enter 2% of line 27b Exempt foreign organizations enter 4% of Part I, line 12, col (b)		2			
2 Tax under section 511 (domestic section 4947(a)(1) trusts and taxable foundations only Others enter -0-)					
3 Add lines 1 and 2.				3	10,526
4 Subtitle A (income) tax (domestic section 4947(a)(1) trusts and taxable foundations only Others enter -0-)					
5 Tax based on investment income. Subtract line 4 from line 3 If zero or less, enter -0-		5	10,526		
6 Credits/Payments					
a 2008 estimated tax payments and 2007 overpayment credited to 2008	6a			26,463	
b Exempt foreign organizations—tax withheld at source	6b				
c Tax paid with application for extension of time to file (Form 8868)	6c				
d Backup withholding erroneously withheld	6d				
7 Total credits and payments Add lines 6a through 6d.		7	26,463		
8 Enter any penalty for underpayment of estimated tax Check here <input type="checkbox"/> if Form 2220 is attached		8			
9 Tax due. If the total of lines 5 and 8 is more than line 7, enter amount owed <input type="checkbox"/>		9			
10 Overpayment. If line 7 is more than the total of lines 5 and 8, enter the amount overpaid . . . <input type="checkbox"/>		10	15,937		
11 Enter the amount of line 10 to be Credited to 2009 estimated tax <input type="checkbox"/> 15,937 Refunded <input type="checkbox"/>		11			

Part VII-A Statements Regarding Activities				
1a During the tax year, did the foundation attempt to influence any national, state, or local legislation or did it participate or intervene in any political campaign?		1a	Yes	No
b Did it spend more than \$100 during the year (either directly or indirectly) for political purposes (see the instructions for definition)?		1b		No
<i>If the answer is "Yes" to 1a or 1b, attach a detailed description of the activities and copies of any materials published or distributed by the foundation in connection with the activities.</i>				
c Did the foundation file Form 1120-POL for this year?.		1c		No
d Enter the amount (if any) of tax on political expenditures (section 4955) imposed during the year (1) On the foundation <input type="checkbox"/> \$ _____ (2) On foundation managers <input type="checkbox"/> \$ _____				
e Enter the reimbursement (if any) paid by the foundation during the year for political expenditure tax imposed on foundation managers <input type="checkbox"/> \$ _____				
2 Has the foundation engaged in any activities that have not previously been reported to the IRS? <i>If "Yes," attach a detailed description of the activities.</i>		2		No
3 Has the foundation made any changes, not previously reported to the IRS, in its governing instrument, articles of incorporation, or bylaws, or other similar instruments? <i>If "Yes," attach a conformed copy of the changes</i>		3		No
4a Did the foundation have unrelated business gross income of \$1,000 or more during the year?.		4a		No
b If "Yes," has it filed a tax return on Form 990-T for this year?.		4b		No
5 Was there a liquidation, termination, dissolution, or substantial contraction during the year? <i>If "Yes," attach the statement required by General Instruction T.</i>		5		No
6 Are the requirements of section 508(e) (relating to sections 4941 through 4945) satisfied either <ul style="list-style-type: none">By language in the governing instrument, orBy state legislation that effectively amends the governing instrument so that no mandatory directions that conflict with the state law remain in the governing instrument?		6	Yes	
7 Did the foundation have at least \$5,000 in assets at any time during the year? <i>If "Yes," complete Part II, col (c), and Part XV</i>		7	Yes	
8a Enter the states to which the foundation reports or with which it is registered (see the instructions) <input type="checkbox"/> _____				
b If the answer is "Yes" to line 7, has the foundation furnished a copy of Form 990-PF to the Attorney General (or designate) of each state as required by General Instruction G? <i>If "No," attach explanation .</i>		8b	Yes	
9 Is the foundation claiming status as a private operating foundation within the meaning of section 4942(j)(3) or 4942(j)(5) for calendar year 2008 or the taxable year beginning in 2008 (see instructions for Part XIV)? <i>If "Yes," complete Part XIV</i>		9		No
10 Did any persons become substantial contributors during the tax year? <i>If "Yes," attach a schedule listing their names and addresses</i>		10		No























Part VII-A

Statements Regarding Activities Continued

11	At any time during the year, did the foundation, directly or indirectly, own a controlled entity within the meaning of section 512(b)(13)? If "Yes," attach schedule (see page 20 of the instructions)	11a		No
12	Did the foundation acquire a direct or indirect interest in any applicable insurance contract?	12		No
13	Did the foundation comply with the public inspection requirements for its annual returns and exemption application?	13	Yes	
Web site address  www.Hondacorporate.com/community				
14	The books are in care of  Alexandra Warnier	Telephone no  (310) 781-4227		
	Located at  1919 TORRANCE BLVD TORRANCE CA	ZIP +4  90501		
15	Section 4947(a)(1) nonexempt charitable trusts filing Form 990-PF in lieu of Form 1041 —Check here  <input type="checkbox"/>			
	and enter the amount of tax-exempt interest received or accrued during the year  15			

Part VII-B

Statements Regarding Activities for Which Form 4720 May Be Required

File Form 4720 if any item is checked in the "Yes" column, unless an exception applies.			Yes	No
1a	During the year did the foundation (either directly or indirectly)			
	(1) Engage in the sale or exchange, or leasing of property with a disqualified person?  Yes  No			
	(2) Borrow money from, lend money to, or otherwise extend credit to (or accept it from) a disqualified person?  Yes  No			
	(3) Furnish goods, services, or facilities to (or accept them from) a disqualified person?  Yes  No			
	(4) Pay compensation to, or pay or reimburse the expenses of, a disqualified person?  Yes  No			
	(5) Transfer any income or assets to a disqualified person (or make any of either available for the benefit or use of a disqualified person)?  Yes  No			
	(6) Agree to pay money or property to a government official? (Exception. Check "No" if the foundation agreed to make a grant to or to employ the official for a period after termination of government service, if terminating within 90 days).  Yes  No			
b	If any answer is "Yes" to 1a(1)–(6), did any of the acts fail to qualify under the exceptions described in Regulations section 53.4941(d)-3 or in a current notice regarding disaster assistance (see the instructions)?  <input type="checkbox"/>	1b		No
c	Did the foundation engage in a prior year in any of the acts described in 1a, other than excepted acts, that were not corrected before the first day of the tax year beginning in 2008?  <input type="checkbox"/>	1c		No
2	Taxes on failure to distribute income (section 4942) (does not apply for years the foundation was a private operating foundation defined in section 4942(j)(3) or 4942(j)(5))			
a	At the end of tax year 2008, did the foundation have any undistributed income (lines 6d and 6e, Part XIII) for tax year(s) beginning before 2008?  Yes  No If "Yes," list the years  20____, 20____, 20____, 20____			
b	Are there any years listed in 2a for which the foundation is not applying the provisions of section 4942(a)(2) (relating to incorrect valuation of assets) to the year's undistributed income? (If applying section 4942(a)(2) to all years listed, answer "No" and attach statement—see the instructions).  <input type="checkbox"/>	2b		No
c	If the provisions of section 4942(a)(2) are being applied to any of the years listed in 2a, list the years here  20____, 20____, 20____, 20____			
3a	Did the foundation hold more than a 2% direct or indirect interest in any business enterprise at any time during the year?  Yes  No			
b	If "Yes," did it have excess business holdings in 2008 as a result of (1) any purchase by the foundation or disqualified persons after May 26, 1969, (2) the lapse of the 5-year period (or longer period approved by the Commissioner under section 4943(c)(7)) to dispose of holdings acquired by gift or bequest, or (3) the lapse of the 10-, 15-, or 20-year first phase holding period? (<i>Use Schedule C, Form 4720, to determine if the foundation had excess business holdings in 2008.</i>)  <input type="checkbox"/>	3b		No
4a	Did the foundation invest during the year any amount in a manner that would jeopardize its charitable purposes?	4a		No
b	Did the foundation make any investment in a prior year (but after December 31, 1969) that could jeopardize its charitable purpose that had not been removed from jeopardy before the first day of the tax year beginning in 2008?	4b		No

Part VII-B

Statements Regarding Activities for Which Form 4720 May Be Required

Continued

5a

During the year did the foundation pay or incur any amount to

(1)

Carry on propaganda, or otherwise attempt to influence legislation (section 4945(e))?

☐ Yes ☒ No

(2)

Influence the outcome of any specific public election (see section 4955), or to carry on, directly or indirectly, any voter registration drive?

☐ Yes ☒ No

(3)

Provide a grant to an individual for travel, study, or other similar purposes?

☐ Yes ☒ No

(4)

Provide a grant to an organization other than a charitable, etc , organization described in section 509(a)(1), (2), or (3), or section 4940(d)(2)? (see instructions).

☐ Yes ☒ No

(5)

Provide for any purpose other than religious, charitable, scientific, literary, or educational purposes, or for the prevention of cruelty to children or animals?

☐ Yes ☒ No

b

If any answer is "Yes" to 5a(1)–(5), did **any** of the transactions fail to qualify under the exceptions described in Regulations section 53.4945 or in a current notice regarding disaster assistance (see the instructions)?

5b

No

Organizations relying on a current notice regarding disaster assistance check here.

☒

c

If the answer is "Yes" to question 5a(4), does the foundation claim exemption from the tax because it maintained expenditure responsibility for the grant?

☐ Yes ☒ No

If "Yes," attach the statement required by Regulations section 53.4945–5(d).

6a

Did the foundation, during the year, receive any funds, directly or indirectly, to pay premiums on a personal benefit contract?

☐ Yes ☒ No

b

Did the foundation, during the year, pay premiums, directly or indirectly, on a personal benefit contract?

6b

No

If you answered "Yes" to 6b, also file Form 8870.

7a

At any time during the tax year, was the foundation a party to a prohibited tax shelter transaction?

☐ Yes ☒ No

b

If yes, did the foundation receive any proceeds or have any net income attributable to the transaction?

7b

No

Part VIII

Information About Officers, Directors, Trustees, Foundation Managers, Highly Paid Employees, and Contractors

1

List all officers, directors, trustees, foundation managers and their compensation (see the instructions).

(a) Name and address	(b) Title, and average hours per week devoted to position	(c) Compensation (If not paid, enter -0-)	(d) Contributions to employee benefit plans and deferred compensation	(e) Expense account, other allowances
See Additional Data Table				

2

Compensation of five highest-paid employees (other than those included on line 1—see the instructions). If none, enter "NONE."

(a) Name and address of each employee paid more than \$50,000	(b) Title and average hours per week devoted to position	(c) Compensation	(d) Contributions to employee benefit plans and deferred compensation	(e) Expense account, other allowances
Nicole Whitley 1919 Torrance Blvd Torrance, CA 90501	Prgm O fficer 40 00	63,896	21,083	
Donna Hammond 1919 Torrance Blvd Torrance, CA 90501	Sr Prgm O fcr 40 00	89,088	37,402	

Total

number of other employees paid over \$50,000.

Part VIII Information About Officers and Contractors Continued

3 Five highest-paid independent contractors for professional services—(see the instructions). If none, enter "NONE."

(a) Name and address of each person paid more than \$50,000	(b) Type of service	(c) Compensation
NONE		

Total number of others receiving over \$50,000 for professional services.	1
--	---

Part IX-A Summary of Direct Charitable Activities

List the foundation's four largest direct charitable activities during the tax year. Include relevant statistical information such as the number of organizations and other beneficiaries served, conferences convened, research papers produced, etc.	Expenses
--	----------

1		
2		
3		
4		

Part IX-B Summary of Program-Related Investments (see the instructions)

Describe the two largest program-related investments made by the foundation during the tax year on lines 1 and 2	Amount
--	--------

1	
2	
All other program-related investments See the instructions	
3	

Total Add lines 1 through 3.		
---	---	--

Part X

Minimum Investment Return (All domestic foundations must complete this part. Foreign foundations, see page 24 of the instructions.)

1	Fair market value of assets not used (or held for use) directly in carrying out charitable, etc , purposes		
a	Average monthly fair market value of securities.	1a	31,873,045
b	Average of monthly cash balances.	1b	37,770
c	Fair market value of all other assets (see the instructions).	1c	0
d	Total (add lines 1a, b, and c).	1d	31,910,815
e	Reduction claimed for blockage or other factors reported on lines 1a and 1c (attach detailed explanation).	1e	0
2	Acquisition indebtedness applicable to line 1 assets.	2	
3	Subtract line 2 from line 1d.	3	31,910,815
4	Cash deemed held for charitable activities Enter 1 1/2% of line 3 (for greater amount, see the instructions).	4	478,662
5	Net value of noncharitable-use assets. Subtract line 4 from line 3 Enter here and on Part V, line 4	5	31,432,153
6	Minimum investment return. Enter 5% of line 5.	6	1,571,608

Part XI

Distributable Amount (see page 25 of the instructions) (Section 4942(j)(3) and (j)(5) private operating foundations and certain foreign organizations check here ☐ and do not complete this part.)

1	Minimum investment return from Part X, line 6.	1	1,571,608
2a	Tax on investment income for 2008 from Part VI, line 5.	2a	10,526
b	Income tax for 2008 (This does not include the tax from Part VI).	2b	
c	Add lines 2a and 2b.	2c	10,526
3	Distributable amount before adjustments Subtract line 2c from line 1.	3	1,561,082
4	Recoveries of amounts treated as qualifying distributions.	4	
5	Add lines 3 and 4.	5	1,561,082
6	Deduction from distributable amount (see the instructions).	6	
7	Distributable amount as adjusted Subtract line 6 from line 5 Enter here and on Part XIII, line 1.	7	1,561,082

Part XII

Qualifying Distributions (see page 25 of the instructions)

1	Amounts paid (including administrative expenses) to accomplish charitable, etc , purposes		
a	Expenses, contributions, gifts, etc —total from Part I, column (d), line 26.	1a	1,969,908
b	Program-related investments—total from Part IX-B.	1b	
2	Amounts paid to acquire assets used (or held for use) directly in carrying out charitable, etc , purposes.	2	
3	Amounts set aside for specific charitable projects that satisfy the		
a	Suitability test (prior IRS approval required).	3a	
b	Cash distribution test (attach the required schedule).	3b	
4	Qualifying distributions. Add lines 1a through 3b Enter here and on Part V, line 8, and Part XIII, line 4	4	1,969,908
5	Foundations that qualify under section 4940(e) for the reduced rate of tax on net investment income Enter 1% of Part I, line 27b (see page 26 of the instructions)	5	10,526
6	Adjusted qualifying distributions. Subtract line 5 from line 4.	6	1,959,382

Note: The amount on line 6 will be used in Part V, column (b), in subsequent years when calculating whether the foundation qualifies for the section 4940(e) reduction of tax in those years.

Part XIII

Undistributed Income (see page 26 of the instructions)

		(a) Corpus	(b) Years prior to 2007	(c) 2007	(d) 2008
1	Distributable amount for 2008 from Part XI, line 7				1,561,082
2	Undistributed income, if any, as of the end of 2007				
a	Enter amount for 2007 only.				
b	Total for prior years 20____, 20____, 20____				
3	Excess distributions carryover, if any, to 2008				
a	From 2003.	214,838			
b	From 2004.	224,909			
c	From 2005.	559,848			
d	From 2006.	728,224			
e	From 2007.	312,610			
f	Total of lines 3a through e.	2,040,429			
4	Qualifying distributions for 2008 from Part XII, line 4 ▶ \$ 1,969,908				
a	Applied to 2007, but not more than line 2a				
b	Applied to undistributed income of prior years (Election required—see the instructions). . . .				
c	Treated as distributions out of corpus (Election required—see the instructions).	0			
d	Applied to 2008 distributable amount. . . .				1,561,082
e	Remaining amount distributed out of corpus	408,826			
5	Excess distributions carryover applied to 2008 (If an amount appears in column (d), the same amount must be shown in column (a).)				
6	Enter the net total of each column as indicated below:				
a	Corpus Add lines 3f, 4c, and 4e Subtract line 5	2,449,255			
b	Prior years' undistributed income Subtract line 4b from line 2b.				
c	Enter the amount of prior years' undistributed income for which a notice of deficiency has been issued, or on which the section 4942(a) tax has been previously assessed.				
d	Subtract line 6c from line 6b Taxable amount—see the instructions.				
e	Undistributed income for 2006 Subtract line 4a from line 2a Taxable amount—see the instructions.				
f	Undistributed income for 2008 Subtract lines 4d and 5 from line 1 This amount must be distributed in 2008.				0
7	Amounts treated as distributions out of corpus to satisfy requirements imposed by section 170(b)(1)(F) or 4942(g)(3) (see the instructions).				
8	Excess distributions carryover from 2002 not applied on line 5 or line 7 (see page 27 of the instructions).	214,838			
9	Excess distributions carryover to 2008. Subtract lines 7 and 8 from line 6a.	2,234,417			
10	Analysis of line 9				
a	From 2004.	224,909			
b	From 2005.	559,848			
c	From 2006.	728,224			
d	From 2007.	312,610			
e	From 2008.	408,826			

Part XIV

Private Operating Foundations (see the instructions and Part VII-A, question 9)

1a

If the foundation has received a ruling or determination letter that it is a private operating foundation, and the ruling is effective for 2008, enter the date of the ruling.

b

Check box to indicate whether the organization is a private operating foundation described in section 4942(j)(3) or 4942(j)(5)

☐ 4942(j)(3) or ☐ 4942(j)(5)

2a	Enter the lesser of the adjusted net income from Part I or the minimum investment return from Part X for each year listed.	Tax year	Prior 3 years			(e) Total
		(a) 2008	(b) 2007	(c) 2006	(d) 2005	
b	85% of line 2a					
c	Qualifying distributions from Part XII, line 4 for each year listed.					
d	Amounts included in line 2c not used directly for active conduct of exempt activities.					
e	Qualifying distributions made directly for active conduct of exempt activities. Subtract line 2d from line 2c.					
3	Complete 3a, b, or c for the alternative test relied upon					
a	"Assets" alternative test—enter					
	(1) Value of all assets					
	(2) Value of assets qualifying under section 4942(j)(3)(B)(i)					
b	"Endowment" alternative test— enter 2/3 of minimum investment return shown in Part X, line 6 for each year listed.					
c	"Support" alternative test—enter					
	(1) Total support other than gross investment income (interest, dividends, rents, payments on securities loans (section 512(a)(5)), or royalties).					
	(2) Support from general public and 5 or more exempt organizations as provided in section 4942(j)(3)(B)(iii).					
	(3) Largest amount of support from an exempt organization					
	(4) Gross investment income					

Part XV

Supplementary Information (Complete this part only if the organization had \$5,000 or more in assets at any time during the year—see the instructions.)

1

Information Regarding Foundation Managers:

a

List any managers of the foundation who have contributed more than 2% of the total contributions received by the foundation before the close of any tax year (but only if they have contributed more than \$5,000) (See section 507(d)(2))

b

List any managers of the foundation who own 10% or more of the stock of a corporation (or an equally large portion of the ownership of a partnership or other entity) of which the foundation has a 10% or greater interest

2

Information Regarding Contribution, Grant, Gift, Loan, Scholarship, etc., Programs:

Check here ☐ if the organization only makes contributions to preselected charitable organizations and does not accept unsolicited requests for funds. If the organization makes gifts, grants, etc. (see the instructions) to individuals or organizations under other conditions, complete items 2a, b, c, and d.

a

The name, address, and telephone number of the person to whom applications should be addressed

American Honda Foundation
1919 Torrance Blvd
Torrance, CA 90501
(310) 781-4090

b

The form in which applications should be submitted and information and materials they should include

N/A

c

Any submission deadlines

N/A

d

Any restrictions or limitations on awards, such as by geographical areas, charitable fields, kinds of institutions, or other factors

N/A

Part XV

Supplementary Information (continued)

3 Grants and Contributions Paid During the Year or Approved for Future Payment

Recipient	If recipient is an individual, show any relationship to any foundation manager or substantial contributor	Foundation status of recipient	Purpose of grant or contribution	Amount
Name and address (home or business)				
a Paid during the year See Additional Data Table				
Total			3a	1,564,360
b Approved for future payment				
Total			3b	

Enter gross amounts unless otherwise indicated	Unrelated business income		Excluded by section 512, 513, or 514		(e) Related or exempt function income (See the instructions)
	(a) Business code	(b) Amount	(c) Exclusion code	(d) Amount	
1 Program service revenue					
a _____					
b _____					
c _____					
d _____					
e _____					
f _____					
g Fees and contracts from government agencies					
2 Membership dues and assessments.					
3 Interest on savings and temporary cash investments					
4 Dividends and interest from securities.					1,277,846
5 Net rental income or (loss) from real estate					
a Debt-financed property.					
b Not debt-financed property.					
6 Net rental income or (loss) from personal property					
7 Other investment income.					16,705
8 Gain or (loss) from sales of assets other than inventory					-6,907,049
9 Net income or (loss) from special events					
10 Gross profit or (loss) from sales of inventory. . .					
11 Other revenue a _____					
b _____					
c _____					
d _____					
e _____					
12 Subtotal. Add columns (b), (d), and (e).					-5,612,498
13 Total. Add line 12, columns (b), (d), and (e).					-5,612,498

[illegible]

Part XVII

Information Regarding Transfers To and Transactions and Relationships With Noncharitable Exempt Organizations

1

Did the organization directly or indirectly engage in any of the following with any other organization described in section 501(c) of the Code (other than section 501(c)(3) organizations) or in section 527, relating to political organizations?

a

Transfers from the reporting organization to a noncharitable exempt organization of

1

Cash.

1a(1)

No

2

Other assets.

1a(2)

No

b

Other transactions

1

Sales of assets to a noncharitable exempt organization.

1b(1)

No

2

Purchases of assets from a noncharitable exempt organization.

1b(2)

No

3

Rental of facilities, equipment, or other assets.

1b(3)

No

4

Reimbursement arrangements.

1b(4)

No

5

Loans or loan guarantees.

1b(5)

No

6

Performance of services or membership or fundraising solicitations.

1b(6)

No

c

Sharing of facilities, equipment, mailing lists, other assets, or paid employees.

1c

No

d

If the answer to any of the above is "Yes," complete the following schedule. Column (b) should always show the fair market value of the goods, other assets, or services given by the reporting organization. If the foundation received less than fair market value in any transaction or sharing arrangement, show in column (d) the value of the goods, other assets, or services received.

(a) Line No	(b) Amount involved	(c) Name of noncharitable exempt organization	(d) Description of transfers, transactions, and sharing arrangements

2a

Is the foundation directly or indirectly affiliated with, or related to, one or more tax-exempt organizations described in section 501(c) of the Code (other than section 501(c)(3)) or in section 527?

☐

Yes

☒

No

b

If "Yes," complete the following schedule.

(a) Name of organization	(b) Type of organization	(c) Description of relationship

Sign Here

Under penalties of perjury, I declare that I have examined this return, including accompanying schedules and statements, and to the best of my knowledge and belief, it is true, correct, and complete. Declaration of preparer (other than taxpayer or fiduciary) is based on all information of which preparer has any knowledge.

Signature of officer or trustee

2010-02-12

Date

Title

Paid Preparer's Use Only

Preparer's Signature

James F Berger CPA

Date

Check if self-employed ☒

Preparer's SSN or PTIN (See **Signature** in the instructions.)

Firm's name (or yours if self-employed), address, and ZIP code

MENDOZA BERGER & CO LLP
9838 RESEARCH DR
IRVINE, CA 926184310

EIN

Phone no

Form 990-PF (2008)

Schedule B

(Form 990, 990-EZ, or 990-PF)

Department of the Treasury
Internal Revenue Service

Schedule of Contributors

▶ Attach to Form 990, 990-EZ, and 990-PF.
▶ See separate instructions.

OMB No 1545-0047

2008

Name of organization AMERICAN HONDA FOUNDATION	Employer identification number 95-3924667
---	--

Organization type (check one)

Filers of:	Section:
Form 990 or 990-EZ	<input type="checkbox"/> 501(c)() (enter number) organization
	<input type="checkbox"/> 4947(a)(1) nonexempt charitable trust not treated as a private foundation
	<input type="checkbox"/> 527 political organization
Form 990-PF	<input checked="" type="checkbox"/> 501(c)(3) exempt private foundation
	<input type="checkbox"/> 4947(a)(1) nonexempt charitable trust treated as a private foundation
	<input type="checkbox"/> 501(c)(3) taxable private foundation

Check if your organization is covered by the **General Rule** or a **Special Rule**. (Note. Only a section 501(c)(7), (8), or (10) organization can check boxes for both the General Rule and a Special Rule See instructions)

General Rule—

- ☒ For organizations filing Form 990, 990-EZ, or 990-PF that received, during the year, \$5,000 or more (in money or property) from any one contributor Complete Parts I and II

Special Rules—

- ☐ For a section 501(c)(3) organization filing Form 990, or Form 990-EZ, that met the 33¹/₃% support test of the regulations under sections 509(a)(1)/170(b)(1)(A)(vi), and received from any one contributor, during the year, a contribution of the greater of **(1)** \$5,000 or **(2)** 2% of the amount on Form 990, Part VIII, line 1h or 2% of the amount on Form 990-EZ, line 1 Complete Parts I and II
- ☐ For a section 501(c)(7), (8), or (10) organization filing Form 990, or Form 990-EZ, that received from any one contributor, during the year, aggregate contributions or bequests of more than \$1,000 for use *exclusively* for religious, charitable, scientific, literary, or educational purposes, or the prevention of cruelty to children or animals Complete Parts I, II, and III
- ☐ For a section 501(c)(7), (8), or (10) organization filing Form 990, or Form 990-EZ, that received from any one contributor, during the year, some contributions for use *exclusively* for religious, charitable, etc , purposes, but these contributions did not aggregate to more than \$1,000 (If this box is checked, enter here the total contributions that were received during the year for an *exclusively* religious, charitable, etc , purpose Do not complete any of the parts unless the **General Rule** applies to this organization because it received nonexclusively religious, charitable, etc , contributions of \$5,000 or more during the year) ▶ \$ _____

Caution. Organizations that are not covered by the General Rule and/or the Special Rules do not file Schedule B (Form 990, 990-EZ, or 990-PF), but they **must** answer “No” on Part IV, line 2 of their Form 990, or check the box in the heading of their Form 990-EZ, or on line 2 of their Form 990-PF, to certify that they do not meet the filing requirements of Schedule B (Form 990, 990-EZ, or 990-PF)

Name of organization AMERICAN HONDA FOUNDATION	Employer identification number 95-3924667
--	---

Part I **Contributors** (see Instructions)

(a) No.	(b) Name, address, and ZIP + 4	(c) Aggregate contributions	(d) Type of contribution
<u>1</u>	American Honda Motor Co Inc 1919 Torrance Blvd Torrance, CA 90501 	\$ 176,466	Person <input checked="" type="checkbox"/> Payroll <input type="checkbox"/> Noncash <input checked="" type="checkbox"/> (Complete Part II if there is a noncash contribution)
(a) No.	(b) Name, address, and ZIP + 4	(c) Aggregate contributions	(d) Type of contribution
 	 	\$ 	Person <input type="checkbox"/> Payroll <input type="checkbox"/> Noncash <input type="checkbox"/> (Complete Part II if there is a noncash contribution)
(a) No.	(b) Name, address, and ZIP + 4	(c) Aggregate contributions	(d) Type of contribution
 	 	\$ 	Person <input type="checkbox"/> Payroll <input type="checkbox"/> Noncash <input type="checkbox"/> (Complete Part II if there is a noncash contribution)
(a) No.	(b) Name, address, and ZIP + 4	(c) Aggregate contributions	(d) Type of contribution
 	 	\$ 	Person <input type="checkbox"/> Payroll <input type="checkbox"/> Noncash <input type="checkbox"/> (Complete Part II if there is a noncash contribution)
(a) No.	(b) Name, address, and ZIP + 4	(c) Aggregate contributions	(d) Type of contribution
 	 	\$ 	Person <input type="checkbox"/> Payroll <input type="checkbox"/> Noncash <input type="checkbox"/> (Complete Part II if there is a noncash contribution)
(a) No.	(b) Name, address, and ZIP + 4	(c) Aggregate contributions	(d) Type of contribution
 	 	\$ 	Person <input type="checkbox"/> Payroll <input type="checkbox"/> Noncash <input type="checkbox"/> (Complete Part II if there is a noncash contribution)

Name of organization AMERICAN HONDA FOUNDATION	Employer identification number 95-3924667
---	--

Part III

Exclusively religious, charitable, etc., individual contributions to section 501(c)(7), (8), or (10) organizations aggregating more than \$1,000 for the year. (Complete columns (a) through (e) and the following line entry)

For organizations completing Part III, enter the total of *exclusively* religious, charitable, etc , contributions of **\$1,000 or less** for the year (Enter this information once See instructions) ▶ \$

(a) No. from Part I	(b) Purpose of gift	(c) Use of gift	(d) Description of how gift is held
—	<div></div> <div></div> <div></div>	<div></div> <div></div> <div></div>	<div></div> <div></div> <div></div>
	(e) Transfer of gift		
	Transferee's name, address, and ZIP 4		Relationship of transferor to transferee
<div></div> <div></div>		<div></div> <div></div> <div></div>	
(a) No. from Part I	(b) Purpose of gift	(c) Use of gift	(d) Description of how gift is held
—	<div></div> <div></div> <div></div>	<div></div> <div></div> <div></div>	<div></div> <div></div> <div></div>
	(e) Transfer of gift		
	Transferee's name, address, and ZIP 4		Relationship of transferor to transferee
<div></div> <div></div>		<div></div> <div></div> <div></div>	
(a) No. from Part I	(b) Purpose of gift	(c) Use of gift	(d) Description of how gift is held
—	<div></div> <div></div> <div></div>	<div></div> <div></div> <div></div>	<div></div> <div></div> <div></div>
	(e) Transfer of gift		
	Transferee's name, address, and ZIP 4		Relationship of transferor to transferee
<div></div> <div></div>		<div></div> <div></div> <div></div>	
(a) No. from Part I	(b) Purpose of gift	(c) Use of gift	(d) Description of how gift is held
—	<div></div> <div></div> <div></div>	<div></div> <div></div> <div></div>	<div></div> <div></div> <div></div>
	(e) Transfer of gift		
	Transferee's name, address, and ZIP 4		Relationship of transferor to transferee
<div></div> <div></div>		<div></div> <div></div> <div></div>	

Additional Data

Software ID: 08000091

Software Version:

EIN: 95-3924667

Name: AMERICAN HONDA FOUNDATION

Form 990PF Part IV - Capital Gains and Losses for Tax on Investment Income - Lines a - d

(a) List and describe the kind(s) of property sold (e g , real estate, 2-story brick warehouse, or common stock, 200 shs MLC Co)	(b) How acquired P—Purchase D—Donation	(c) Date acquired (mo , day, yr)	(d) Date sold (mo , day, yr)
370 XTO ENERGY INC	P	2007-02-09	2008-07-18
280 XTO ENERGY INC	P	2007-02-09	2008-07-25
212 XTO ENERGY INC	P	2007-02-09	2008-08-26
8 XTO ENERGY INC	P	2007-02-22	2008-08-26
110 XTO ENERGY INC	P	2007-02-22	2008-08-28
80 XTO ENERGY INC	P	2007-02-22	2009-03-05
250 WYETH	P	2005-05-06	2009-01-26
400 WYETH	P	2005-05-06	2009-01-28
110 WYETH	P	2005-05-06	2009-01-28
120 WYETH	P	2005-05-13	2009-01-28
230 WYETH	P	2005-05-13	2009-01-28
100 WYETH	P	2005-07-22	2009-01-28
200 WYETH	P	2005-07-22	2009-01-28
270 WYETH	P	2006-01-10	2009-01-28
50 WYETH	P	2006-01-10	2009-03-05
190 WELLS FARGO & CO NEW DEL	P	2005-06-29	2008-09-22
60 WELLS FARGO & CO NEW DEL	P	2005-06-29	2008-09-22
510 WELLS FARGO & CO NEW DEL	P	2005-06-29	2008-05-28
150 WELLS FARGO & CO NEW DEL	P	2005-06-29	2009-03-05
20 WELLPOINT INC	P	2009-02-03	2009-03-05
600 WASTE MANAGEMENT INC NEW	P	2007-04-30	2009-02-02
90 WASTE MANAGEMENT INC NEW	P	2007-04-30	2009-02-03
270 WASTE MANAGEMENT INC NEW	P	2007-04-30	2009-02-05
30 WASTE MANAGEMENT INC NEW	P	2007-04-30	2009-03-05
20 WASTE MANAGEMENT INC NEW	P	2007-04-30	2009-03-05
285 WASTE MANAGEMENT INC NEW	P	2007-10-26	2009-03-05
50 WAL-MART STORES INC	P	2007-02-28	2009-03-05
30 WALGREEN CO	P	2007-11-14	2009-03-05
110 WACHOVIA CORP NEW	P	2005-12-14	2008-09-25
200 WACHOVIA CORP NEW	P	2006-05-09	2008-09-25

Form 990PF Part IV - Capital Gains and Losses for Tax on Investment Income - Lines e - h

(e) Gross sales price	(f) Depreciation allowed (or allowable)	(g) Cost or other basis plus expense of sale	(h) Gain or (loss) (e) plus (f) minus (g)
20,450		15,154	5,296
13,651		11,471	2,180
10,099		8,706	1,393
381		310	71
5,677		4,544	1,133
2,526		3,305	-779
10,939		11,348	-409
17,374		18,181	-807
4,778		4,993	-215
5,212		5,474	-262
9,980		10,493	-513
4,339		4,602	-263
8,678		9,212	-534
11,716		12,919	-1,203
2,039		2,392	-353
7,465		5,921	1,544
2,357		1,849	508
14,033		15,715	-1,682
1,210		4,675	-3,465
620		887	-267
18,085		22,828	-4,743
2,728		3,424	-696
7,985		10,273	-2,288
702		1,141	-439
468		761	-293
6,670		10,256	-3,586
2,489		2,457	32
654		1,199	-545
1,729		5,801	-4,072
3,143		10,985	-7,842

Form 990PF Part IV - Capital Gains and Losses for Tax on Investment Income - Lines i - l

Complete only for assets showing gain in column (h) and owned by the foundation on 12/31/69			(l) Gains (Col (h) gain minus col (k), but not less than -0-) or Losses (from col (h))
(i) F M V as of 12/31/69	(j) Adjusted basis as of 12/31/69	(k) Excess of col (i) over col (j), if any	
			5,296
			2,180
			1,393
			71
			1,133
			-779
			-409
			-807
			-215
			-262
			-513
			-263
			-534
			-1,203
			-353
			1,544
			508
			-1,682
			-3,465
			-267
			-4,743
			-696
			-2,288
			-439
			-293
			-3,586
			32
			-545
			-4,072
			-7,842

Form 990PF Part IV – Capital Gains and Losses for Tax on Investment Income - Lines a - d

(a) List and describe the kind(s) of property sold (e g , real estate, 2-story brick warehouse, or common stock, 200 shs MLC Co)	(b) How acquired P—Purchase D—Donation	(c) Date acquired (mo , day, yr)	(d) Date sold (mo , day, yr)
330 WACHOVIA CORP NEW	P	2007-01-24	2008-09-25
280 WACHOVIA CORP NEW	P	2007-01-29	2008-09-25
280 WACHOVIA CORP NEW	P	2007-08-20	2008-09-25
20 WACHOVIA CORP NEW	P	2008-04-14	2008-09-25
260 WACHOVIA CORP NEW	P	2008-04-14	2008-09-25
300 WACHOVIA CORP NEW	P	2008-04-15	2008-09-25
280 WACHOVIA CORP NEW	P	2008-04-15	2008-10-01
60 WACHOVIA CORP NEW	P	2008-04-16	2008-10-01
630 WACHOVIA CORP NEW	P	2008-07-23	2008-10-01
400 WACHOVIA CORP NEW	P	2008-08-05	2008-10-01
990 WACHOVIA CORP NEW	P	2008-08-15	2008-10-01
260 WACHOVIA CORP NEW	P	2008-09-10	2008-10-01
460 WACHOVIA CORP NEW	P	2008-09-09	2008-10-01
520 WACHOVIA CORP NEW	P	2008-09-09	2008-10-01
100 VIACOM INC	P	2007-11-01	2008-07-10
500 VIACOM INC	P	2007-11-01	2008-07-10
350 VIACOM INC	P	2007-11-02	2008-07-10
410 VIACOM INC	P	2008-01-25	2008-07-10
30 VIACOM INC	P	2008-04-16	2008-07-10
60 VERIZON COMMUNICATNS COM	P	2007-01-30	2009-03-05
60 VERIZON COMMUNICATNS COM	P	2006-02-08	2008-06-06
600 VERIZON COMMUNICATNS COM	P	2006-02-09	2008-06-06
230 VERIZON COMMUNICATNS COM	P	2006-02-14	2008-06-06
170 VERIZON COMMUNICATNS COM	P	2006-02-14	2008-06-16
130 VERIZON COMMUNICATNS COM	P	2006-11-02	2008-06-16
30 VERIZON COMMUNICATNS COM	P	2006-11-02	2008-09-22
360 VERIZON COMMUNICATNS COM	P	2007-01-30	2008-09-22
100 VALERO ENERGY CORP NEW	P	2007-11-13	2008-04-23
100 VALERO ENERGY CORP NEW	P	2007-11-13	2008-04-28
50 VALERO ENERGY CORP NEW	P	2007-11-13	2008-04-29

Form 990PF Part IV - Capital Gains and Losses for Tax on Investment Income - Lines e - h

(e) Gross sales price	(f) Depreciation allowed (or allowable)	(g) Cost or other basis plus expense of sale	(h) Gain or (loss) (e) plus (f) minus (g)
5,186		18,694	-13,508
4,401		15,781	-11,380
4,401		13,739	-9,338
314		480	-166
912		6,240	-5,328
1,052		7,686	-6,634
894		7,174	-6,280
192		1,511	-1,319
2,011		11,210	-9,199
1,277		7,420	-6,143
3,160		16,386	-13,226
830		4,789	-3,959
1,468		8,466	-6,998
1,660		9,586	-7,926
2,818		4,109	-1,291
14,091		20,544	-6,453
9,864		14,359	-4,495
11,555		15,323	-3,768
845		1,167	-322
1,675		2,304	-629
2,314		1,888	426
23,143		18,859	4,284
8,871		7,450	1,421
6,151		5,506	645
4,704		4,724	-20
961		1,090	-129
11,537		13,825	-2,288
5,352		6,854	-1,502
5,300		6,854	-1,554
2,575		3,427	-852

Form 990PF Part IV - Capital Gains and Losses for Tax on Investment Income - Lines i - l

Complete only for assets showing gain in column (h) and owned by the foundation on 12/31/69			(l) Gains (Col (h) gain minus col (k), but not less than -0-) or Losses (from col (h))
(i) F M V as of 12/31/69	(j) Adjusted basis as of 12/31/69	(k) Excess of col (i) over col (j), if any	
			-13,508
			-11,380
			-9,338
			-166
			-5,328
			-6,634
			-6,280
			-1,319
			-9,199
			-6,143
			-13,226
			-3,959
			-6,998
			-7,926
			-1,291
			-6,453
			-4,495
			-3,768
			-322
			-629
			426
			4,284
			1,421
			645
			-20
			-129
			-2,288
			-1,502
			-1,554
			-852

Form 990PF Part IV - Capital Gains and Losses for Tax on Investment Income - Lines a - d

(a) List and describe the kind(s) of property sold (e g , real estate, 2-story brick warehouse, or common stock, 200 shs MLC Co)	(b) How acquired P—Purchase D—Donation	(c) Date acquired (mo , day, yr)	(d) Date sold (mo , day, yr)
280 VALERO ENERGY CORP NEW	P	2007-11-13	2008-04-30
250 VALERO ENERGY CORP NEW	P	2007-12-21	2008-04-30
140 VALERO ENERGY CORP NEW	P	2008-01-29	2008-04-30
20 VALERO ENERGY CORP NEW	P	2008-04-16	2008-04-30
60 VALERO ENERGY CORP NEW	P	2008-10-10	2008-12-15
560 VALERO ENERGY CORP NEW	P	2008-10-10	2008-12-15
690 VALERO ENERGY CORP NEW	P	2008-10-17	2008-12-15
390 US BANCORP (NEW)	P	2006-05-11	2008-06-27
300 US BANCORP (NEW)	P	2006-05-11	2008-07-14
10 US BANCORP (NEW)	P	2006-08-04	2008-07-14
390 US BANCORP (NEW)	P	2006-08-04	2009-01-21
110 US BANCORP (NEW)	P	2006-11-02	2009-01-21
170 US BANCORP (NEW)	P	2007-11-05	2009-01-21
80 US BANCORP (NEW)	P	2007-11-05	2009-01-21
50 US BANCORP (NEW)	P	2007-11-05	2009-03-05
120 UNITEDHEALTH GROUP INC	P	2009-01-30	2009-02-26
100 UNITEDHEALTH GROUP INC	P	2009-01-30	2009-02-26
30 UNITEDHEALTH GROUP INC	P	2009-01-30	2009-03-05
20 UNITED PARCEL SVC CL B	P	2009-02-04	2009-03-05
20 UNION PACIFIC CORP	P	2005-08-18	2008-08-11
200 UNION PACIFIC CORP	P	2005-09-29	2008-08-11
140 UNION PACIFIC CORP	P	2005-12-12	2008-08-11
20 UNION PACIFIC CORP	P	2005-12-12	2009-03-05
30 TYCO INTL LTD, BERMUDA	P	2004-11-08	2009-03-05
25 TYCO ELECTRONICS LTD	P	2005-06-13	2008-08-15
50 TYCO ELECTRONICS LTD	P	2005-06-10	2008-08-15
125 TYCO ELECTRONICS LTD	P	2005-05-24	2008-08-15
25 TYCO ELECTRONICS LTD	P	2005-05-05	2008-08-15
50 TYCO ELECTRONICS LTD	P	2005-05-05	2008-08-15
137 TYCO ELECTRONICS LTD	P	2005-05-03	2008-08-15

Form 990PF Part IV - Capital Gains and Losses for Tax on Investment Income - Lines e - h

(e) Gross sales price	(f) Depreciation allowed (or allowable)	(g) Cost or other basis plus expense of sale	(h) Gain or (loss) (e) plus (f) minus (g)
13,692		19,190	-5,498
12,225		17,643	-5,418
6,846		8,459	-1,613
978		965	13
1,132		1,172	-40
10,566		11,086	-520
13,019		13,154	-135
11,031		12,500	-1,469
7,142		9,615	-2,473
238		325	-87
5,849		12,662	-6,813
1,650		3,652	-2,002
2,549		5,316	-2,767
1,226		2,502	-1,276
446		1,563	-1,117
2,447		3,398	-951
2,177		2,832	-655
491		850	-359
798		910	-112
1,582		691	891
15,817		7,130	8,687
11,072		5,305	5,767
707		758	-51
559		1,570	-1,011
861		883	-22
1,723		1,768	-45
4,307		4,372	-65
861		867	-6
1,723		1,731	-8
4,721		4,538	183

Form 990PF Part IV - Capital Gains and Losses for Tax on Investment Income - Lines i - l

Complete only for assets showing gain in column (h) and owned by the foundation on 12/31/69			(l) Gains (Col (h) gain minus col (k), but not less than -0-) or Losses (from col (h))
(i) F M V as of 12/31/69	(j) Adjusted basis as of 12/31/69	(k) Excess of col (i) over col (j), if any	
			-5,498
			-5,418
			-1,613
			13
			-40
			-520
			-135
			-1,469
			-2,473
			-87
			-6,813
			-2,002
			-2,767
			-1,276
			-1,117
			-951
			-655
			-359
			-112
			891
			8,687
			5,767
			-51
			-1,011
			-22
			-45
			-65
			-6
			-8
			183

Form 990PF Part IV - Capital Gains and Losses for Tax on Investment Income - Lines a - d

(a) List and describe the kind(s) of property sold (e g , real estate, 2-story brick warehouse, or common stock, 200 shs MLC Co)	(b) How acquired P—Purchase D—Donation	(c) Date acquired (mo , day, yr)	(d) Date sold (mo , day, yr)
100 TYCO ELECTRONICS LTD	P	2005-02-10	2008-08-15
55 TYCO ELECTRONICS LTD	P	2004-11-08	2008-08-15
280 TYCO ELECTRONICS LTD	P	2007-11-19	2008-08-15
240 TYCO ELECTRONICS LTD	P	2007-11-19	2008-08-15
60 TYCO ELECTRONICS LTD	P	2008-04-16	2008-08-15
40 TRAVELERS COS INC	P	2009-02-11	2009-03-05
30 TOLL BROS INC COM	P	2006-12-01	2009-03-05
220 TJX COS INC NEW	P	2005-12-23	2008-07-28
460 TJX COS INC NEW	P	2005-12-27	2008-07-28
340 TJX COS INC NEW	P	2005-12-27	2008-09-18
70 TJX COS INC NEW	P	2006-11-02	2008-09-18
370 TJX COS INC NEW	P	2006-12-22	2008-09-18
150 TJX COS INC NEW	P	2008-04-10	2008-09-18
50 TJX COS INC NEW	P	2008-04-16	2008-09-18
190 TIME WARNER INC NEW	P	2004-11-29	2009-03-05
110 THERMO FISHER SCIENTIFIC	P	2006-05-19	2008-09-08
110 THERMO FISHER SCIENTIFIC	P	2006-05-22	2008-09-08
70 THERMO FISHER SCIENTIFIC	P	2006-05-22	2009-01-23
20 THERMO FISHER SCIENTIFIC	P	2006-05-22	2009-01-23
110 THERMO FISHER SCIENTIFIC	P	2006-05-23	2009-01-23
20 THERMO FISHER SCIENTIFIC	P	2006-05-23	2009-01-23
20 THERMO FISHER SCIENTIFIC	P	2006-05-23	2009-01-23
20 THERMO FISHER SCIENTIFIC	P	2006-05-23	2009-01-23
20 THERMO FISHER SCIENTIFIC	P	2006-05-23	2009-01-23
420 STATE STREET CORP	P	2008-01-25	2008-08-13
10 STATE STREET CORP	P	2008-04-16	2008-08-13
200 SPRINT NEXTEL CORP	P	2008-05-30	2008-09-26
100 SPRINT NEXTEL CORP	P	2008-05-30	2008-09-26
950 SPRINT NEXTEL CORP	P	2008-05-30	2008-09-26
110 SPRINT NEXTEL CORP	P	2008-05-30	2008-09-26

Form 990PF Part IV - Capital Gains and Losses for Tax on Investment Income - Lines e - h

(e) Gross sales price	(f) Depreciation allowed (or allowable)	(g) Cost or other basis plus expense of sale	(h) Gain or (loss) (e) plus (f) minus (g)
3,446		3,960	-514
1,895		2,157	-262
9,648		9,769	-121
8,277		8,373	-96
2,069		2,033	36
1,353		1,600	-247
432		962	-530
7,205		5,082	2,123
15,066		10,626	4,440
11,212		7,854	3,358
2,308		1,922	386
12,201		10,745	1,456
4,946		4,559	387
1,649		1,529	120
1,345		3,436	-2,091
2,255		4,051	-1,796
10,146		4,067	6,079
2,424		2,588	-164
686		740	-54
3,772		4,042	-270
692		735	-43
681		735	-54
692		735	-43
688		735	-47
28,795		34,361	-5,566
686		695	-9
1,348		1,883	-535
674		947	-273
6,404		8,968	-2,564
730		1,038	-308

Form 990PF Part IV - Capital Gains and Losses for Tax on Investment Income - Lines i - l

Complete only for assets showing gain in column (h) and owned by the foundation on 12/31/69			(l) Gains (Col (h) gain minus col (k), but not less than -0-) or Losses (from col (h))
(i) F M V as of 12/31/69	(j) Adjusted basis as of 12/31/69	(k) Excess of col (i) over col (j), if any	
			-514
			-262
			-121
			-96
			36
			-247
			-530
			2,123
			4,440
			3,358
			386
			1,456
			387
			120
			-2,091
			-1,796
			6,079
			-164
			-54
			-270
			-43
			-54
			-43
			-47
			-5,566
			-9
			-535
			-273
			-2,564
			-308

Form 990PF Part IV - Capital Gains and Losses for Tax on Investment Income - Lines a - d

(a) List and describe the kind(s) of property sold (e g , real estate, 2-story brick warehouse, or common stock, 200 shs MLC Co)	(b) How acquired P—Purchase D—Donation	(c) Date acquired (mo , day, yr)	(d) Date sold (mo , day, yr)
40 SPRINT NEXTEL CORP	P	2008-05-30	2008-09-26
590 SPRINT NEXTEL CORP	P	2008-05-30	2008-09-26
700 SPRINT NEXTEL CORP	P	2008-06-25	2008-10-10
330 SPRINT NEXTEL CORP	P	2008-06-25	2008-10-10
820 SPRINT NEXTEL CORP	P	2008-08-05	2008-10-10
590 SPRINT NEXTEL CORP	P	2008-08-06	2008-10-10
310 SPRINT NEXTEL CORP	P	2008-05-30	2008-10-10
30 SPRINT NEXTEL CORP	P	2008-06-02	2008-10-10
430 SOUTHERN COMPANY	P	2007-08-03	2008-12-03
210 SOUTHERN COMPANY	P	2007-08-03	2008-12-11
40 SOUTHERN COMPANY	P	2007-08-03	2009-03-05
20 SCHLUMBERGER LTD	P	2008-04-21	2009-03-05
280 SCHLUMBERGER LTD	P	2008-04-21	2008-11-21
200 SCHERING PLOUGH CORP	P	2008-06-04	2008-10-02
920 SCHERING PLOUGH CORP	P	2008-06-04	2008-10-02
430 SCHERING PLOUGH CORP	P	2008-06-04	2008-10-02
180 SCHERING PLOUGH CORP	P	2008-06-04	2008-10-03
40 SCHERING PLOUGH CORP	P	2009-02-04	2009-03-05
350 ROYAL CARIBBEAN CRUISES	P	2007-05-29	2008-11-19
50 ROYAL CARIBBEAN CRUISES	P	2007-05-29	2008-11-21
300 ROYAL CARIBBEAN CRUISES	P	2007-05-29	2008-11-24
200 ROYAL CARIBBEAN CRUISES	P	2007-05-30	2008-11-24
160 ROYAL CARIBBEAN CRUISES	P	2008-01-17	2008-11-24
20 ROYAL CARIBBEAN CRUISES	P	2008-04-16	2008-11-24
50 RAYTHEON CO DELAWARE NEW	P	2008-04-16	2009-02-25
20 RAYTHEON CO DELAWARE NEW	P	2008-04-16	2009-03-05
120 QUESTAR CORP NPV	P	2006-09-25	2008-08-11
320 QUESTAR CORP NPV	P	2006-09-26	2008-08-11
120 QUESTAR CORP NPV	P	2006-09-26	2008-08-28
40 QUESTAR CORP NPV	P	2006-09-26	2008-09-02

Form 990PF Part IV - Capital Gains and Losses for Tax on Investment Income - Lines e - h

(e) Gross sales price	(f) Depreciation allowed (or allowable)	(g) Cost or other basis plus expense of sale	(h) Gain or (loss) (e) plus (f) minus (g)
270		378	-108
3,986		5,579	-1,593
2,745		6,024	-3,279
1,294		2,852	-1,558
3,215		7,014	-3,799
2,314		4,554	-2,240
1,216		2,932	-1,716
118		284	-166
15,181		14,998	183
7,700		7,325	375
1,111		1,395	-284
721		1,875	-1,154
12,246		26,243	-13,997
3,485		4,116	-631
16,031		18,936	-2,905
7,493		8,865	-1,372
3,144		3,705	-561
651		779	-128
2,827		14,955	-12,128
349		2,136	-1,787
2,243		12,819	-10,576
1,495		8,511	-7,016
1,196		5,496	-4,300
150		629	-479
2,171		3,199	-1,028
716		1,280	-564
5,701		4,737	964
15,204		12,607	2,597
6,312		4,728	1,584
1,963		1,668	295

Form 990PF Part IV - Capital Gains and Losses for Tax on Investment Income - Lines i - l

Complete only for assets showing gain in column (h) and owned by the foundation on 12/31/69			(l) Gains (Col (h) gain minus col (k), but not less than -0-) or Losses (from col (h))
(i) F M V as of 12/31/69	(j) Adjusted basis as of 12/31/69	(k) Excess of col (i) over col (j), if any	
			-108
			-1,593
			-3,279
			-1,558
			-3,799
			-2,240
			-1,716
			-166
			183
			375
			-284
			-1,154
			-13,997
			-631
			-2,905
			-1,372
			-561
			-128
			-12,128
			-1,787
			-10,576
			-7,016
			-4,300
			-479
			-1,028
			-564
			964
			2,597
			1,584
			295

Form 990PF Part IV - Capital Gains and Losses for Tax on Investment Income - Lines a - d

(a) List and describe the kind(s) of property sold (e g , real estate, 2-story brick warehouse, or common stock, 200 shs MLC Co)	(b) How acquired P—Purchase D—Donation	(c) Date acquired (mo , day, yr)	(d) Date sold (mo , day, yr)
160 QUESTAR CORP NPV	P	2006-10-18	2008-09-02
220 QUESTAR CORP NPV	P	2006-10-18	2008-09-09
80 QUESTAR CORP NPV	P	2006-10-25	2009-03-05
50 QUESTAR CORP NPV	P	2006-10-25	2008-09-09
190 PRUDENTIAL FINANCIAL INC	P	2004-02-04	2008-07-31
10 PRUDENTIAL FINANCIAL INC	P	2004-02-04	2009-03-05
100 PROCTER & GAMBLE CO	P	2006-06-22	2008-04-17
380 PROCTER & GAMBLE CO	P	2006-06-22	2008-04-17
300 PROCTER & GAMBLE CO	P	2006-06-23	2008-04-17
200 PROCTER & GAMBLE CO	P	2006-06-28	2008-04-17
120 PROCTER & GAMBLE CO	P	2006-07-06	2008-04-17
180 PROCTER & GAMBLE CO	P	2006-07-06	2008-08-14
200 PROCTER & GAMBLE CO	P	2006-07-07	2008-08-14
30 PROCTER & GAMBLE CO	P	2006-08-03	2008-08-14
590 PROCTER & GAMBLE CO	P	2006-08-03	2008-08-14
40 PROCTER & GAMBLE CO	P	2006-08-03	2008-08-14
100 PRINCIPAL FINANCIAL GRP	P	2007-08-10	2008-10-02
300 PRINCIPAL FINANCIAL GRP	P	2007-08-13	2008-10-02
200 PRINCIPAL FINANCIAL GRP	P	2007-08-13	2008-10-08
80 PRINCIPAL FINANCIAL GRP	P	2007-08-14	2008-10-08
100 PRINCIPAL FINANCIAL GRP	P	2007-11-30	2008-10-08
50 PRINCIPAL FINANCIAL GRP	P	2008-04-16	2008-10-08
20 PRICE T ROWE GROUP INC	P	2007-09-04	2009-03-05
20 PNC FINCL SERVICES GROUP	P	2004-07-29	2009-01-20
10 PNC FINCL SERVICES GROUP	P	2004-07-29	2009-01-30
200 PNC FINCL SERVICES GROUP	P	2004-07-30	2009-01-30
100 PNC FINCL SERVICES GROUP	P	2004-07-30	2009-01-30
100 PNC FINCL SERVICES GROUP	P	2004-08-03	2009-01-30
50 PNC FINCL SERVICES GROUP	P	2006-11-02	2009-01-30
150 PNC FINCL SERVICES GROUP	P	2007-08-17	2009-01-30

Form 990PF Part IV - Capital Gains and Losses for Tax on Investment Income - Lines e - h

(e) Gross sales price	(f) Depreciation allowed (or allowable)	(g) Cost or other basis plus expense of sale	(h) Gain or (loss) (e) plus (f) minus (g)
7,853		6,303	1,550
9,844		9,171	673
3,579		3,369	210
1,301		2,106	-805
12,101		8,478	3,623
112		446	-334
6,796		5,613	1,183
25,660		21,330	4,330
20,258		16,807	3,451
13,505		11,152	2,353
8,103		6,715	1,388
12,573		10,073	2,500
13,970		11,297	2,673
2,096		1,757	339
35,543		34,555	988
1,813		2,343	-530
3,243		5,390	-2,147
9,730		17,090	-7,360
4,474		11,393	-6,919
1,790		4,535	-2,745
2,237		6,512	-4,275
1,118		2,603	-1,485
418		1,027	-609
494		1,009	-515
333		505	-172
6,656		10,169	-3,513
3,328		5,066	-1,738
3,328		5,079	-1,751
1,664		3,389	-1,725
4,992		10,838	-5,846

Form 990PF Part IV - Capital Gains and Losses for Tax on Investment Income - Lines i - l

Complete only for assets showing gain in column (h) and owned by the foundation on 12/31/69			(l) Gains (Col (h) gain minus col (k), but not less than -0-) or Losses (from col (h))
(i) F M V as of 12/31/69	(j) Adjusted basis as of 12/31/69	(k) Excess of col (i) over col (j), if any	
			1,550
			673
			210
			-805
			3,623
			-334
			1,183
			4,330
			3,451
			2,353
			1,388
			2,500
			2,673
			339
			988
			-530
			-2,147
			-7,360
			-6,919
			-2,745
			-4,275
			-1,485
			-609
			-515
			-172
			-3,513
			-1,738
			-1,751
			-1,725
			-5,846

Form 990PF Part IV - Capital Gains and Losses for Tax on Investment Income - Lines a - d

(a) List and describe the kind(s) of property sold (e g , real estate, 2-story brick warehouse, or common stock, 200 shs MLC Co)	(b) How acquired P—Purchase D—Donation	(c) Date acquired (mo , day, yr)	(d) Date sold (mo , day, yr)
210 PNC FINCL SERVICES GROUP	P	2008-03-07	2009-01-30
10 PNC FINCL SERVICES GROUP	P	2008-06-19	2009-03-05
20 PNC FINCL SERVICES GROUP	P	2008-04-16	2009-02-19
190 PNC FINCL SERVICES GROUP	P	2008-06-19	2009-02-19
10 PNC FINCL SERVICES GROUP	P	2008-03-07	2009-02-19
100 PHILIP MORRIS INTL INC	P	2003-05-23	2008-10-15
40 PHILIP MORRIS INTL INC	P	2005-01-05	2008-10-15
280 PHILIP MORRIS INTL INC	P	2002-08-20	2008-10-15
80 PHILIP MORRIS INTL INC	P	2005-01-05	2009-03-05
190 PG&E CORP	P	2008-08-12	2008-12-12
20 PG&E CORP	P	2008-08-12	2009-03-05
260 PFIZER INC DEL PV\$0 05	P	2008-10-24	2009-03-05
100 PEPSICO INC	P	2008-08-14	2008-10-10
50 OMNICOM GROUP COM	P	2005-06-28	2009-03-05
200 OMNICOM GROUP COM	P	2004-05-06	2008-08-18
40 OMNICOM GROUP COM	P	2004-05-06	2008-08-18
60 OMNICOM GROUP COM	P	2005-06-28	2008-08-18
30 OCCIDENTAL PETE CORP CAL	P	2007-02-14	2008-04-16
30 OCCIDENTAL PETE CORP CAL	P	2007-02-15	2008-04-16
90 OCCIDENTAL PETE CORP CAL	P	2007-02-15	2008-05-16
40 OCCIDENTAL PETE CORP CAL	P	2007-02-15	2008-05-28
10 OCCIDENTAL PETE CORP CAL	P	2007-02-22	2008-05-28
110 OCCIDENTAL PETE CORP CAL	P	2007-02-22	2008-06-10
110 OCCIDENTAL PETE CORP CAL	P	2007-02-22	2008-06-16
70 OCCIDENTAL PETE CORP CAL	P	2007-04-13	2008-06-16
120 OCCIDENTAL PETE CORP CAL	P	2007-04-13	2008-08-28
50 OCCIDENTAL PETE CORP CAL	P	2007-06-14	2009-03-05
80 OCCIDENTAL PETE CORP	P	2007-02-14	2008-04-09
100 OCCIDENTAL PETE CORP	P	2007-04-13	2008-06-17
200 OCCIDENTAL PETE CORP	P	2007-06-14	2008-08-28

Form 990PF Part IV - Capital Gains and Losses for Tax on Investment Income - Lines e - h

(e) Gross sales price	(f) Depreciation allowed (or allowable)	(g) Cost or other basis plus expense of sale	(h) Gain or (loss) (e) plus (f) minus (g)
6,989		12,426	-5,437
201		576	-375
486		1,250	-764
4,619		10,946	-6,327
243		592	-349
4,467		2,253	2,214
1,787		1,302	485
12,508		7,716	4,792
2,632		2,604	28
7,002		7,705	-703
733		811	-78
3,297		4,320	-1,023
6,120		6,997	-877
1,137		1,969	-832
8,710		8,334	376
1,745		1,667	78
2,617		2,363	254
2,452		1,450	1,002
2,452		1,417	1,035
8,433		4,252	4,181
3,621		1,890	1,731
905		478	427
10,097		5,254	4,843
9,624		5,254	4,370
6,125		3,575	2,550
9,734		6,128	3,606
2,500		2,868	-368
6,122		3,866	2,256
8,794		5,107	3,687
16,414		11,472	4,942

Form 990PF Part IV - Capital Gains and Losses for Tax on Investment Income - Lines i - l

Complete only for assets showing gain in column (h) and owned by the foundation on 12/31/69			(l) Gains (Col (h) gain minus col (k), but not less than -0-) or Losses (from col (h))
(i) F M V as of 12/31/69	(j) Adjusted basis as of 12/31/69	(k) Excess of col (i) over col (j), if any	
			-5,437
			-375
			-764
			-6,327
			-349
			2,214
			485
			4,792
			28
			-703
			-78
			-1,023
			-877
			-832
			376
			78
			254
			1,002
			1,035
			4,181
			1,731
			427
			4,843
			4,370
			2,550
			3,606
			-368
			2,256
			3,687
			4,942

Form 990PF Part IV - Capital Gains and Losses for Tax on Investment Income - Lines a - d

(a) List and describe the kind(s) of property sold (e g , real estate, 2-story brick warehouse, or common stock, 200 shs MLC Co)	(b) How acquired P—Purchase D—Donation	(c) Date acquired (mo , day, yr)	(d) Date sold (mo , day, yr)
40 NRG ENERGY INC	P	2005-10-13	2009-03-05
30 NORTHN TRUST CORP	P	2007-11-05	2009-03-05
120 NOKIA CORP SPON ADR	P	2008-07-25	2009-03-05
210 NEWS CORP CL A	P	2002-08-02	2009-03-05
100 NCR CORP NEW	P	2006-05-08	2008-09-02
200 NCR CORP NEW	P	2006-05-08	2008-09-02
360 NCR CORP NEW	P	2006-05-08	2008-09-02
100 NCR CORP NEW	P	2006-09-01	2008-09-02
40 NCR CORP NEW	P	2006-09-05	2008-09-02
60 NCR CORP NEW	P	2006-09-05	2008-09-03
60 NCR CORP NEW	P	2006-11-02	2008-09-03
30 NCR CORP NEW	P	2008-04-16	2008-09-03
180 MORGAN STANLEY	P	2002-08-02	2008-08-14
10 MORGAN STANLEY	P	2003-05-23	2008-08-14
60 MORGAN STANLEY	P	2006-11-02	2008-09-18
20 MORGAN STANLEY	P	2008-04-16	2008-09-18
350 MORGAN STANLEY	P	2006-02-03	2008-09-18
190 MORGAN STANLEY	P	2003-05-23	2008-09-17
200 MORGAN STANLEY	P	2006-02-03	2008-09-17
50 MORGAN STANLEY	P	2009-01-27	2009-03-05
220 MORGAN STANLEY	P	2009-01-27	2009-03-20
40 MOODY'S CORP	P	2008-06-19	2009-03-05
100 MOLSON COOR BREW CO CL B	P	2007-10-11	2009-01-08
420 MOLSON COOR BREW CO CL B	P	2007-10-11	2009-01-09
20 MOLSON COOR BREW CO CL B	P	2007-10-11	2009-03-05
140 MOLSON COOR BREW CO CL B	P	2007-10-11	2009-03-17
20 MOLSON COOR BREW CO CL B	P	2008-04-16	2009-03-17
160 MOLSON COOR BREW CO CL B	P	2008-06-26	2009-03-17
20 MOLSON COOR BREW CO CL B	P	2008-06-26	2009-03-17
40 MOLSON COOR BREW CO	P	2008-06-26	2009-03-19

Form 990PF Part IV - Capital Gains and Losses for Tax on Investment Income - Lines e - h

(e) Gross sales price	(f) Depreciation allowed (or allowable)	(g) Cost or other basis plus expense of sale	(h) Gain or (loss) (e) plus (f) minus (g)
695		920	-225
1,456		2,197	-741
1,088		3,375	-2,287
1,121		1,700	-579
2,630		1,937	693
5,226		3,875	1,351
9,392		6,975	2,417
2,609		1,631	978
1,044		652	392
1,543		979	564
1,543		1,130	413
772		699	73
7,133		5,763	1,370
396		361	35
906		3,682	-2,776
302		865	-563
5,285		18,142	-12,857
3,480		6,864	-3,384
3,663		10,367	-6,704
895		994	-99
4,998		4,373	625
652		1,533	-881
4,361		5,502	-1,141
18,382		23,109	-4,727
669		1,100	-431
4,399		7,703	-3,304
628		1,086	-458
5,027		8,967	-3,940
629		1,121	-492
1,275		2,242	-967

Form 990PF Part IV - Capital Gains and Losses for Tax on Investment Income - Lines i - l

Complete only for assets showing gain in column (h) and owned by the foundation on 12/31/69			(l) Gains (Col (h) gain minus col (k), but not less than -0-) or Losses (from col (h))
(i) F M V as of 12/31/69	(j) Adjusted basis as of 12/31/69	(k) Excess of col (i) over col (j), if any	
			-225
			-741
			-2,287
			-579
			693
			1,351
			2,417
			978
			392
			564
			413
			73
			1,370
			35
			-2,776
			-563
			-12,857
			-3,384
			-6,704
			-99
			625
			-881
			-1,141
			-4,727
			-431
			-3,304
			-458
			-3,940
			-492
			-967

Form 990PF Part IV - Capital Gains and Losses for Tax on Investment Income - Lines a - d

(a) List and describe the kind(s) of property sold (e g , real estate, 2-story brick warehouse, or common stock, 200 shs MLC Co)	(b) How acquired P—Purchase D—Donation	(c) Date acquired (mo , day, yr)	(d) Date sold (mo , day, yr)
130 MOLSON COOR BREW CO	P	2008-08-05	2009-03-19
50 MICROSOFT CORP	P	2003-11-24	2008-04-25
200 MICROSOFT CORP	P	2004-02-03	2008-04-25
370 MICROSOFT CORP	P	2007-09-12	2008-04-25
240 MICROSOFT CORP	P	2007-09-12	2008-07-25
200 MICROSOFT CORP	P	2007-10-29	2008-07-25
20 MICROSOFT CORP	P	2008-04-16	2008-07-25
40 MICROSOFT CORP	P	2008-04-18	2008-07-25
120 MICROSOFT CORP	P	2008-04-18	2009-03-05
80 METLIFE INC COM	P	2006-01-24	2009-03-05
100 MERRILL LYNCH AND CO INC	P	2003-07-10	2008-05-13
340 MERRILL LYNCH AND CO INC	P	2003-08-25	2008-05-13
60 MERRILL LYNCH AND CO INC	P	2005-08-02	2008-06-18
200 MERRILL LYNCH AND CO INC	P	2005-09-30	2008-06-18
160 MERRILL LYNCH AND CO INC	P	2005-10-19	2008-06-18
40 MERRILL LYNCH AND CO INC	P	2005-10-19	2008-06-18
50 MERRILL LYNCH AND CO INC	P	2008-04-16	2008-06-18
160 MERRILL LYNCH & CO	P	2003-08-25	2008-05-13
160 MERRILL LYNCH & CO	P	2004-12-23	2008-05-13
40 MERRILL LYNCH & CO	P	2004-12-23	2008-06-18
240 MERRILL LYNCH & CO	P	2005-08-02	2008-06-18
1,040 MERRILL LYNCH & CO	P	2008-07-29	2008-07-31
420 MERCK&CO INC	P	2007-02-13	2008-05-06
50 MERCK&CO INC	P	2007-02-13	2009-03-05
150 MERCK & CO INC	P	2007-02-13	2008-04-03
290 MERCK & CO INC	P	2007-02-13	2008-10-02
20 MCKESSON CORPORATION COM	P	2009-01-30	2009-03-05
140 MCDONALDS CORP COM	P	2006-02-06	2008-08-08
120 MCDONALDS CORP COM	P	2006-02-06	2008-12-11
10 MCDONALDS CORP COM	P	2006-02-06	2009-03-09

Form 990PF Part IV - Capital Gains and Losses for Tax on Investment Income - Lines e - h

(e) Gross sales price	(f) Depreciation allowed (or allowable)	(g) Cost or other basis plus expense of sale	(h) Gain or (loss) (e) plus (f) minus (g)
4,143		6,309	-2,166
1,491		1,270	221
5,963		5,504	459
11,032		10,792	240
6,202		7,000	-798
5,168		7,138	-1,970
517		564	-47
1,034		1,200	-166
1,846		3,600	-1,754
958		3,936	-2,978
4,841		5,080	-239
16,461		18,331	-1,870
2,161		3,539	-1,378
7,238		12,357	-5,119
5,791		9,830	-4,039
1,445		2,458	-1,013
1,807		2,143	-336
7,236		8,626	-1,390
7,236		9,622	-2,386
1,440		2,405	-965
8,686		14,156	-5,470
27,303		23,400	3,903
16,351		18,470	-2,119
1,103		2,199	-1,096
5,634		6,596	-962
9,157		12,753	-3,596
789		886	-97
9,195		5,003	4,192
7,371		4,288	3,083
507		357	150

Form 990PF Part IV - Capital Gains and Losses for Tax on Investment Income - Lines i - l

Complete only for assets showing gain in column (h) and owned by the foundation on 12/31/69			(l) Gains (Col (h) gain minus col (k), but not less than -0-) or Losses (from col (h))
(i) F M V as of 12/31/69	(j) Adjusted basis as of 12/31/69	(k) Excess of col (i) over col (j), if any	
			-2,166
			221
			459
			240
			-798
			-1,970
			-47
			-166
			-1,754
			-2,978
			-239
			-1,870
			-1,378
			-5,119
			-4,039
			-1,013
			-336
			-1,390
			-2,386
			-965
			-5,470
			3,903
			-2,119
			-1,096
			-962
			-3,596
			-97
			4,192
			3,083
			150

Form 990PF Part IV – Capital Gains and Losses for Tax on Investment Income - Lines a - d

(a) List and describe the kind(s) of property sold (e g , real estate, 2-story brick warehouse, or common stock, 200 shs MLC Co)	(b) How acquired P—Purchase D—Donation	(c) Date acquired (mo , day, yr)	(d) Date sold (mo , day, yr)
150 MCDONALDS CORP COM	P	2006-02-06	2009-03-20
200 MCDONALDS CORP COM	P	2006-08-18	2009-03-20
10 MCDONALDS CORP COM	P	2008-04-18	2009-03-20
30 MARSH & MCLENNAN COS INC	P	2008-11-05	2009-03-05
390 MARATHON OIL CORP	P	2006-10-10	2008-06-30
240 MARATHON OIL CORP	P	2006-10-17	2008-06-30
150 MARATHON OIL CORP	P	2007-10-16	2008-06-30
190 MARATHON OIL CORP	P	2007-10-16	2008-07-09
110 MARATHON OIL CORP	P	2007-11-15	2008-07-09
200 MARATHON OIL CORP	P	2007-11-15	2008-07-24
50 MARATHON OIL CORP	P	2007-12-12	2008-07-24
290 MARATHON OIL CORP	P	2007-12-12	2009-02-10
30 MARATHON OIL CORP	P	2008-01-04	2009-02-10
30 MARATHON OIL CORP	P	2008-01-04	2009-02-05
590 MACYS INC	P	2006-02-02	2008-04-15
100 MACYS INC	P	2006-12-04	2008-04-15
50 LOWE'S COMPANIES INC	P	2006-12-28	2009-03-05
10 LORILLARD INC	P	2009-01-21	2009-03-05
100 LOCKHEED MARTIN CORP	P	2007-11-30	2009-02-25
90 LOCKHEED MARTIN CORP	P	2007-11-30	2009-02-25
60 LOCKHEED MARTIN CORP	P	2007-11-30	2009-02-26
50 LOCKHEED MARTIN CORP	P	2007-11-30	2009-02-27
30 LOCKHEED MARTIN CORP	P	2007-12-03	2009-02-27
20 LOCKHEED MARTIN CORP	P	2008-04-16	2009-02-27
10 LOCKHEED MARTIN CORP	P	2008-06-26	2009-02-27
10 LOCKHEED MARTIN CORP	P	2008-06-26	2009-03-05
20 LINCOLN NTL CORP IND NPV	P	2006-06-12	2008-10-09
400 LINCOLN NTL CORP IND NPV	P	2006-06-13	2008-10-09
200 LINCOLN NTL CORP IND NPV	P	2006-08-08	2008-10-09
100 LINCOLN NTL CORP IND NPV	P	2006-08-23	2008-10-09

Form 990PF Part IV - Capital Gains and Losses for Tax on Investment Income - Lines e - h

(e) Gross sales price	(f) Depreciation allowed (or allowable)	(g) Cost or other basis plus expense of sale	(h) Gain or (loss) (e) plus (f) minus (g)
7,827		5,360	2,467
10,436		7,209	3,227
522		558	-36
534		802	-268
19,919		15,113	4,806
12,258		10,135	2,123
7,661		8,949	-1,288
9,405		11,335	-1,930
5,445		6,375	-930
8,641		11,591	-2,950
2,160		2,982	-822
7,785		17,297	-9,512
805		1,823	-1,018
636		1,823	-1,187
13,507		20,634	-7,127
2,289		4,063	-1,774
670		1,556	-886
572		618	-46
7,079		11,156	-4,077
6,371		10,056	-3,685
4,238		6,704	-2,466
3,179		5,587	-2,408
1,907		3,341	-1,434
1,272		2,041	-769
636		1,010	-374
599		1,010	-411
404		1,145	-741
8,089		22,799	-14,710
4,045		11,499	-7,454
2,022		5,984	-3,962

Form 990PF Part IV - Capital Gains and Losses for Tax on Investment Income - Lines i - l

Complete only for assets showing gain in column (h) and owned by the foundation on 12/31/69			(l) Gains (Col (h) gain minus col (k), but not less than -0-) or Losses (from col (h))
(i) F M V as of 12/31/69	(j) Adjusted basis as of 12/31/69	(k) Excess of col (i) over col (j), if any	
			2,467
			3,227
			-36
			-268
			4,806
			2,123
			-1,288
			-1,930
			-930
			-2,950
			-822
			-9,512
			-1,018
			-1,187
			-7,127
			-1,774
			-886
			-46
			-4,077
			-3,685
			-2,466
			-2,408
			-1,434
			-769
			-374
			-411
			-741
			-14,710
			-7,454
			-3,962

Form 990PF Part IV - Capital Gains and Losses for Tax on Investment Income - Lines a - d

(a) List and describe the kind(s) of property sold (e g , real estate, 2-story brick warehouse, or common stock, 200 shs MLC Co)	(b) How acquired P—Purchase D—Donation	(c) Date acquired (mo , day, yr)	(d) Date sold (mo , day, yr)
90 LINCOLN NTL CORP IND NPV	P	2006-10-16	2008-10-09
170 LINCOLN NTL CORP IND NPV	P	2006-10-16	2008-11-12
50 LINCOLN NTL CORP IND NPV	P	2006-11-02	2008-11-12
50 LINCOLN NTL CORP IND NPV	P	2008-04-16	2008-11-12
440 LAUDER ESTEE COS INC A	P	2007-11-12	2009-02-10
50 LAUDER ESTEE COS INC A	P	2008-02-04	2009-02-10
330 LAUDER ESTEE COS INC A	P	2008-02-04	2009-02-10
20 LAUDER ESTEE COS INC A	P	2008-04-16	2009-02-10
100 LABORATORY CP AMER HLDGS	P	2008-03-05	2008-07-25
40 LABORATORY CP AMER HLDGS	P	2008-03-05	2008-07-25
10 LABORATORY CP AMER HLDGS	P	2008-04-16	2008-07-25
100 LABORATORY CP AMER HLDGS	P	2008-03-04	2008-07-25
200 LABORATORY CP AMER HLDGS	P	2008-03-04	2008-07-25
178 KRAFT FOODS INC VA CL A	P	2002-08-20	2009-02-26
69 KRAFT FOODS INC VA CL A	P	2003-05-23	2009-02-26
293 KRAFT FOODS INC VA CL A	P	2005-01-05	2009-02-26
53 KRAFT FOODS INC VA CL A	P	2005-01-05	2009-02-26
138 KRAFT FOODS INC VA CL A	P	2005-08-02	2009-02-26
70 KRAFT FOODS INC VA CL A	P	2005-08-18	2009-02-26
99 KRAFT FOODS INC VA CL A	P	2005-09-09	2009-02-26
39 KRAFT FOODS INC VA CL A	P	2005-09-09	2009-03-05
69 KRAFT FOODS INC VA CL A	P	2005-10-19	2009-03-05
2 KRAFT FOODS INC VA CL A	P	2005-11-09	2009-03-05
67 KRAFT FOODS INC VA CL A	P	2005-11-09	2009-03-11
243 KRAFT FOODS INC VA CL A	P	2006-05-16	2009-03-11
20 KRAFT FOODS INC VA CL A	P	2006-07-12	2009-03-11
30 KELLOGG CO PV 25CT	P	2008-08-13	2008-10-15
130 KELLOGG CO PV 25CT	P	2008-08-13	2008-10-15
300 KELLOGG CO PV 25CT	P	2008-07-16	2008-10-15
120 KELLOGG CO PV 25CT	P	2008-07-17	2008-10-15

Form 990PF Part IV - Capital Gains and Losses for Tax on Investment Income - Lines e - h

(e) Gross sales price	(f) Depreciation allowed (or allowable)	(g) Cost or other basis plus expense of sale	(h) Gain or (loss) (e) plus (f) minus (g)
1,820		5,448	-3,628
2,540		10,291	-7,751
755		3,109	-2,354
755		2,502	-1,747
11,883		19,577	-7,694
1,350		2,244	-894
8,880		14,812	-5,932
538		900	-362
6,800		7,941	-1,141
2,720		3,173	-453
680		735	-55
6,800		7,874	-1,074
13,600		15,737	-2,137
4,098		3,198	900
1,588		1,015	573
6,745		6,206	539
1,218		1,123	95
3,172		3,180	-8
1,609		1,699	-90
2,275		2,508	-233
819		988	-169
1,448		1,760	-312
42		51	-9
1,428		1,722	-294
5,179		5,965	-786
426		536	-110
1,529		1,664	-135
6,628		7,212	-584
15,655		15,488	167
6,262		6,234	28

Form 990PF Part IV - Capital Gains and Losses for Tax on Investment Income - Lines i - l

Complete only for assets showing gain in column (h) and owned by the foundation on 12/31/69			(l) Gains (Col (h) gain minus col (k), but not less than -0-) or Losses (from col (h))
(i) F M V as of 12/31/69	(j) Adjusted basis as of 12/31/69	(k) Excess of col (i) over col (j), if any	
			-3,628
			-7,751
			-2,354
			-1,747
			-7,694
			-894
			-5,932
			-362
			-1,141
			-453
			-55
			-1,074
			-2,137
			900
			573
			539
			95
			-8
			-90
			-233
			-169
			-312
			-9
			-294
			-786
			-110
			-135
			-584
			167
			28

Form 990PF Part IV - Capital Gains and Losses for Tax on Investment Income - Lines a - d

(a) List and describe the kind(s) of property sold (e g , real estate, 2-story brick warehouse, or common stock, 200 shs MLC Co)	(b) How acquired P—Purchase D—Donation	(c) Date acquired (mo , day, yr)	(d) Date sold (mo , day, yr)
250 KELLOGG CO PV 25CT	P	2008-08-13	2008-10-15
80 KELLOGG CO PV 25CT	P	2008-07-16	2008-10-15
120 KELLOGG CO PV 25CT	P	2008-07-16	2008-10-10
140 KELLOGG CO PV 25CT	P	2008-09-02	2008-10-29
40 KELLOGG CO PV 25CT	P	2008-09-02	2008-10-30
540 JPMORGAN CHASE & CO	P	2004-02-13	2008-08-12
50 JPMORGAN CHASE & CO	P	2004-02-13	2008-08-19
180 JPMORGAN CHASE & CO	P	2004-02-13	2008-09-15
200 JPMORGAN CHASE & CO	P	2004-02-17	2008-09-15
200 JPMORGAN CHASE & CO	P	2004-03-04	2008-09-15
210 JPMORGAN CHASE & CO	P	2004-03-04	2008-09-16
210 JPMORGAN CHASE & CO	P	2004-03-04	2009-03-05
150 JOHNSON CONTROLS INC	P	2005-09-29	2009-01-21
350 JOHNSON CONTROLS INC	P	2005-12-21	2009-01-21
20 JOHNSON CONTROLS INC	P	2005-12-21	2009-03-05
100 INVESCO LTD	P	2007-12-03	2008-08-14
200 INVESCO LTD	P	2007-12-03	2008-07-25
200 INVESCO LTD	P	2007-12-03	2008-07-25
270 INVESCO LTD	P	2007-12-03	2008-07-25
400 INVESCO LTD	P	2007-12-03	2008-07-25
100 INVESCO LTD	P	2007-12-03	2008-07-25
80 INVESCO LTD	P	2007-12-03	2008-08-20
600 INVESCO LTD	P	2007-12-18	2008-08-20
550 INVESCO LTD	P	2007-12-19	2008-08-20
80 INVESCO LTD	P	2008-04-16	2008-08-20
1,200 INTL PAPER CO	P	2008-08-28	2009-02-02
480 INTL PAPER CO	P	2008-09-09	2009-02-02
170 INTL PAPER CO	P	2008-12-11	2009-02-02
60 INTL BUSINESS MACHINES	P	2008-01-23	2009-02-13
10 INTL BUSINESS MACHINES	P	2008-01-23	2009-03-05

Form 990PF Part IV - Capital Gains and Losses for Tax on Investment Income - Lines e - h

(e) Gross sales price	(f) Depreciation allowed (or allowable)	(g) Cost or other basis plus expense of sale	(h) Gain or (loss) (e) plus (f) minus (g)
13,046		13,870	-824
4,175		4,127	48
5,987		6,190	-203
7,309		7,767	-458
2,090		2,219	-129
20,493		21,890	-1,397
1,754		2,027	-273
7,248		7,297	-49
8,053		8,136	-83
8,053		8,410	-357
7,452		8,831	-1,379
3,506		8,831	-5,325
2,118		3,088	-970
4,943		8,543	-3,600
197		488	-291
2,543		2,670	-127
4,425		5,340	-915
4,428		5,340	-912
5,955		7,210	-1,255
8,840		10,681	-1,841
2,225		2,670	-445
2,014		2,136	-122
15,103		16,913	-1,810
13,845		16,111	-2,266
2,014		1,842	172
9,649		33,889	-24,240
3,860		14,068	-10,208
1,367		2,137	-770
5,653		6,083	-430
874		1,014	-140

Form 990PF Part IV - Capital Gains and Losses for Tax on Investment Income - Lines i - l

Complete only for assets showing gain in column (h) and owned by the foundation on 12/31/69			(l) Gains (Col (h) gain minus col (k), but not less than -0-) or Losses (from col (h))
(i) F M V as of 12/31/69	(j) Adjusted basis as of 12/31/69	(k) Excess of col (i) over col (j), if any	
			-824
			48
			-203
			-458
			-129
			-1,397
			-273
			-49
			-83
			-357
			-1,379
			-5,325
			-970
			-3,600
			-291
			-127
			-915
			-912
			-1,255
			-1,841
			-445
			-122
			-1,810
			-2,266
			172
			-24,240
			-10,208
			-770
			-430
			-140

Form 990PF Part IV - Capital Gains and Losses for Tax on Investment Income - Lines a - d

(a) List and describe the kind(s) of property sold (e g , real estate, 2-story brick warehouse, or common stock, 200 shs MLC Co)	(b) How acquired P—Purchase D—Donation	(c) Date acquired (mo , day, yr)	(d) Date sold (mo , day, yr)
40 INTL BUSINESS MACHINES	P	2008-01-23	2008-04-17
780 INTEL CORP	P	2007-08-23	2008-09-09
50 INTEL CORP	P	2007-08-23	2009-03-05
10 INTEL CORP	P	2007-09-12	2009-03-05
20 HONEYWELL INTL INC DEL	P	2006-02-09	2009-03-05
110 HOME DEPOT INC	P	2008-07-23	2009-03-05
200 HEWLETT PACKARD CO	P	2005-06-21	2008-08-18
500 HEWLETT PACKARD CO	P	2005-08-02	2008-08-18
90 HEWLETT PACKARD CO	P	2006-11-02	2008-08-18
20 HEWLETT PACKARD CO	P	2008-04-16	2008-08-18
50 HESS CORP	P	2006-12-22	2008-04-22
40 HESS CORP	P	2006-12-22	2008-05-19
50 HESS CORP	P	2006-12-22	2008-05-21
40 HESS CORP	P	2006-12-22	2008-05-28
150 HESS CORP	P	2006-12-22	2008-06-09
20 HESS CORP	P	2006-12-22	2008-08-28
40 HESS CORP	P	2007-01-16	2008-08-28
10 GOLDMAN SACHS GROUP INC	P	2007-09-18	2009-03-05
40 GOLDMAN SACHS GROUP INC	P	2007-09-18	2009-03-06
100 GOLDMAN SACHS GROUP INC	P	2006-02-03	2008-08-05
20 GOLDMAN SACHS GROUP INC	P	2006-02-03	2008-08-05
50 GOLDMAN SACHS GROUP INC	P	2006-02-03	2008-08-13
40 GOLDMAN SACHS GROUP INC	P	2006-02-03	2008-10-22
40 GOLDMAN SACHS GROUP INC	P	2007-09-14	2008-10-22
50 GOLDMAN SACHS GROUP INC	P	2007-09-14	2008-10-23
950 GENWORTH FINL INC COM	P	2006-03-02	2008-07-16
150 GENWORTH FINL INC COM	P	2006-11-10	2008-07-16
120 GENWORTH FINL INC COM	P	2006-11-10	2008-07-16
40 GENWORTH FINL INC COM	P	2006-11-10	2008-07-16
120 GENWORTH FINL INC COM	P	2007-04-04	2008-07-16

Form 990PF Part IV - Capital Gains and Losses for Tax on Investment Income - Lines e - h

(e) Gross sales price	(f) Depreciation allowed (or allowable)	(g) Cost or other basis plus expense of sale	(h) Gain or (loss) (e) plus (f) minus (g)
4,896		4,055	841
16,243		18,845	-2,602
620		1,208	-588
124		259	-135
478		801	-323
1,996		2,762	-766
8,810		4,925	3,885
22,025		12,409	9,616
3,964		3,425	539
881		914	-33
5,807		2,545	3,262
5,193		2,036	3,157
6,642		2,545	4,097
4,880		2,036	2,844
18,784		7,635	11,149
2,083		1,018	1,065
4,167		1,942	2,225
818		1,991	-1,173
3,001		7,962	-4,961
17,732		14,237	3,495
3,549		2,847	702
8,146		7,118	1,028
4,530		5,695	-1,165
4,530		7,555	-3,025
5,469		9,444	-3,975
15,564		31,113	-15,549
2,458		4,800	-2,342
1,966		3,840	-1,874
657		1,280	-623
1,972		4,223	-2,251

Form 990PF Part IV - Capital Gains and Losses for Tax on Investment Income - Lines i - l

Complete only for assets showing gain in column (h) and owned by the foundation on 12/31/69			(l) Gains (Col (h) gain minus col (k), but not less than -0-) or Losses (from col (h))
(i) F M V as of 12/31/69	(j) Adjusted basis as of 12/31/69	(k) Excess of col (i) over col (j), if any	
			841
			-2,602
			-588
			-135
			-323
			-766
			3,885
			9,616
			539
			-33
			3,262
			3,157
			4,097
			2,844
			11,149
			1,065
			2,225
			-1,173
			-4,961
			3,495
			702
			1,028
			-1,165
			-3,025
			-3,975
			-15,549
			-2,342
			-1,874
			-623
			-2,251

Form 990PF Part IV - Capital Gains and Losses for Tax on Investment Income - Lines a - d

(a) List and describe the kind(s) of property sold (e g , real estate, 2-story brick warehouse, or common stock, 200 shs MLC Co)	(b) How acquired P—Purchase D—Donation	(c) Date acquired (mo , day, yr)	(d) Date sold (mo , day, yr)
40 GENWORTH FINL INC COM	P	2008-04-16	2008-07-16
280 GENERAL ELECTRIC	P	2006-03-30	2009-03-20
120 GENERAL ELECTRIC	P	2006-03-30	2009-03-20
200 GENERAL ELECTRIC	P	2006-05-17	2009-03-20
300 GENERAL ELECTRIC	P	2006-07-28	2009-03-20
200 GENERAL ELECTRIC	P	2006-11-02	2009-03-20
110 GENERAL ELECTRIC	P	2006-11-20	2009-03-20
200 GENERAL ELECTRIC	P	2004-11-19	2009-03-20
500 GENERAL ELECTRIC	P	2006-02-06	2009-03-20
330 GENERAL ELECTRIC	P	2004-11-19	2009-03-05
50 GAP INC DELAWARE	P	2006-07-07	2009-02-04
130 GAP INC DELAWARE	P	2006-07-07	2009-02-04
270 GAP INC DELAWARE	P	2006-07-07	2009-02-04
200 GAP INC DELAWARE	P	2006-07-11	2009-02-04
300 GAP INC DELAWARE	P	2006-07-11	2009-02-04
20 GAP INC DELAWARE	P	2007-06-12	2009-02-04
200 GAP INC DELAWARE	P	2007-06-13	2009-02-04
400 GAP INC DELAWARE	P	2007-06-13	2009-02-04
100 GAP INC DELAWARE	P	2007-06-13	2009-02-04
50 GAP INC DELAWARE	P	2008-04-16	2009-02-04
380 GAP INC	P	2006-07-07	2008-09-26
40 FREEPRT-MCMRAN CPR & GLD	P	2007-08-27	2009-03-05
200 FREDDIE MAC	P	2006-09-06	2008-07-10
30 FREDDIE MAC	P	2006-09-08	2008-07-10
50 FREDDIE MAC	P	2006-11-02	2008-07-10
190 FREDDIE MAC	P	2008-03-18	2008-07-10
20 FREDDIE MAC	P	2008-04-16	2008-07-10
240 FREDDIE MAC	P	2008-04-25	2008-07-10
40 FREDDIE MAC	P	2004-09-24	2008-07-10
150 FREDDIE MAC	P	2005-04-07	2008-07-10

Form 990PF Part IV - Capital Gains and Losses for Tax on Investment Income - Lines e - h

(e) Gross sales price	(f) Depreciation allowed (or allowable)	(g) Cost or other basis plus expense of sale	(h) Gain or (loss) (e) plus (f) minus (g)
657		907	-250
2,835		9,772	-6,937
1,275		4,188	-2,913
2,125		6,988	-4,863
3,188		9,806	-6,618
2,125		6,888	-4,763
1,169		3,992	-2,823
2,025		7,397	-5,372
5,062		16,478	-11,416
2,221		12,205	-9,984
6,922		851	6,071
222		2,192	-1,970
2,994		4,554	-1,560
2,218		3,359	-1,141
3,327		5,258	-1,931
222		377	-155
2,218		3,764	-1,546
4,436		7,527	-3,091
1,109		1,879	-770
555		934	-379
6,922		6,469	453
1,268		3,462	-2,194
1,493		12,714	-11,221
224		1,906	-1,682
373		3,344	-2,971
1,418		4,657	-3,239
149		472	-323
1,791		6,678	-4,887
299		2,580	-2,281
1,120		9,637	-8,517

Form 990PF Part IV - Capital Gains and Losses for Tax on Investment Income - Lines i - l

Complete only for assets showing gain in column (h) and owned by the foundation on 12/31/69			(l) Gains (Col (h) gain minus col (k), but not less than -0-) or Losses (from col (h))
(i) F M V as of 12/31/69	(j) Adjusted basis as of 12/31/69	(k) Excess of col (i) over col (j), if any	
			-250
			-6,937
			-2,913
			-4,863
			-6,618
			-4,763
			-2,823
			-5,372
			-11,416
			-9,984
			6,071
			-1,970
			-1,560
			-1,141
			-1,931
			-155
			-1,546
			-3,091
			-770
			-379
			453
			-2,194
			-11,221
			-1,682
			-2,971
			-3,239
			-323
			-4,887
			-2,281
			-8,517

Form 990PF Part IV – Capital Gains and Losses for Tax on Investment Income - Lines a - d

(a) List and describe the kind(s) of property sold (e g , real estate, 2-story brick warehouse, or common stock, 200 shs MLC Co)	(b) How acquired P—Purchase D—Donation	(c) Date acquired (mo , day, yr)	(d) Date sold (mo , day, yr)
30 FRANKLIN RES INC	P	2006-08-21	2009-03-05
90 FPL GROUP INC	P	2008-02-06	2008-12-02
270 FPL GROUP INC	P	2008-02-06	2008-12-02
20 FPL GROUP INC	P	2008-02-06	2009-03-09
410 FIFTH THIRD BANCORP	P	2008-09-22	2009-01-23
960 FIFTH THIRD BANCORP	P	2008-09-22	2009-01-23
590 FIFTH THIRD BANCORP	P	2008-09-22	2009-01-23
410 FIFTH THIRD BANCORP	P	2009-01-28	2009-01-23
400 FANNIE MAE (USA)	P	2007-07-02	2008-07-14
170 FANNIE MAE (USA)	P	2007-07-06	2008-07-14
360 FANNIE MAE (USA)	P	2007-08-03	2008-07-14
270 FANNIE MAE (USA)	P	2007-10-04	2008-07-14
40 FANNIE MAE (USA)	P	2008-03-20	2008-07-14
40 FANNIE MAE (USA)	P	2008-04-16	2008-09-09
240 FANNIE MAE (USA)	P	2008-04-25	2008-09-09
240 FANNIE MAE (USA)	P	2008-05-09	2008-09-09
450 FANNIE MAE (USA)	P	2008-05-09	2008-09-09
370 FANNIE MAE (USA)	P	2008-03-20	2008-09-09
1 FAIRPOINT COMMUNICATIONS	P	2006-02-08	2008-04-15
11 FAIRPOINT COMMUNICATIONS	P	2006-02-09	2008-04-15
7 FAIRPOINT COMMUNICATIONS	P	2006-02-14	2008-04-15
4 FAIRPOINT COMMUNICATIONS	P	2006-11-02	2008-04-15
12 FAIRPOINT COMMUNICATIONS	P	2007-01-30	2008-04-15
9 FAIRPOINT COMMUNICATIONS	P	2007-02-07	2008-04-15
8 FAIRPOINT COMMUNICATIONS	P	2007-04-27	2008-04-15
4 FAIRPOINT COMMUNICATIONS	P	2007-09-20	2008-04-15
120 EXXON MOBIL CORP COM	P	2002-08-02	2008-09-25
58 EXXON MOBIL CORP COM	P	2002-08-02	2008-11-03
200 EXXON MOBIL CORP COM	P	2003-05-23	2008-11-03
282 EXXON MOBIL CORP COM	P	2004-10-08	2008-11-03

Form 990PF Part IV - Capital Gains and Losses for Tax on Investment Income - Lines e - h

(e) Gross sales price	(f) Depreciation allowed (or allowable)	(g) Cost or other basis plus expense of sale	(h) Gain or (loss) (e) plus (f) minus (g)
1,181		2,954	-1,773
4,079		5,747	-1,668
12,230		17,241	-5,011
857		1,277	-420
1,087		7,708	-6,621
2,522		18,047	-15,525
1,513		11,092	-9,579
1,087			1,087
4,483		26,589	-22,106
1,905		11,286	-9,381
4,035		21,093	-17,058
3,026		18,250	-15,224
448		1,301	-853
41		1,017	-976
247		7,331	-7,084
247		6,600	-6,353
464		12,350	-11,886
381		12,033	-11,652
7		9	-2
81		88	-7
52		60	-8
29		27	2
88		121	-33
66		85	-19
59		76	-17
29		37	-8
9,274		4,046	5,228
4,391		1,956	2,435
15,140		7,284	7,856
21,348		14,166	7,182

Form 990PF Part IV - Capital Gains and Losses for Tax on Investment Income - Lines i - l

Complete only for assets showing gain in column (h) and owned by the foundation on 12/31/69			(l) Gains (Col (h) gain minus col (k), but not less than -0-) or Losses (from col (h))
(i) F M V as of 12/31/69	(j) Adjusted basis as of 12/31/69	(k) Excess of col (i) over col (j), if any	
			-1,773
			-1,668
			-5,011
			-420
			-6,621
			-15,525
			-9,579
			1,087
			-22,106
			-9,381
			-17,058
			-15,224
			-853
			-976
			-7,084
			-6,353
			-11,886
			-11,652
			-2
			-7
			-8
			2
			-33
			-19
			-17
			-8
			5,228
			2,435
			7,856
			7,182

Form 990PF Part IV - Capital Gains and Losses for Tax on Investment Income - Lines a - d

(a) List and describe the kind(s) of property sold (e g , real estate, 2-story brick warehouse, or common stock, 200 shs MLC Co)	(b) How acquired P—Purchase D—Donation	(c) Date acquired (mo , day, yr)	(d) Date sold (mo , day, yr)
218 EXXON MOBIL CORP COM	P	2004-10-08	2008-11-14
102 EXXON MOBIL CORP COM	P	2005-07-22	2008-11-14
78 EXXON MOBIL CORP COM	P	2005-07-22	2008-12-31
32 EXXON MOBIL CORP COM	P	2005-07-22	2008-12-31
68 EXXON MOBIL CORP COM	P	2005-07-22	2009-02-11
122 EXXON MOBIL CORP COM	P	2005-11-03	2009-02-11
90 EXXON MOBIL CORP COM	P	2005-11-03	2009-03-05
50 EXELON CORPORATION	P	2004-11-19	2009-03-05
50 EOG RESOURCES INC	P	2006-11-27	2008-04-09
50 EOG RESOURCES INC	P	2006-11-28	2008-04-09
30 EOG RESOURCES INC	P	2006-12-22	2008-04-09
60 EOG RESOURCES INC	P	2006-12-22	2008-05-29
20 EOG RESOURCES INC	P	2006-12-22	2008-04-09
80 EOG RESOURCES INC	P	2007-01-12	2008-04-09
40 EOG RESOURCES INC	P	2007-01-12	2008-06-02
110 EOG RESOURCES INC	P	2007-01-25	2008-06-02
120 EOG RESOURCES INC	P	2007-02-22	2008-08-11
10 EOG RESOURCES INC	P	2008-11-03	2009-03-05
30 ENTERGY CORP NEW	P	2004-07-29	2009-03-05
220 EATON CORP	P	2003-03-17	2008-10-21
20 EATON CORP	P	2003-03-17	2009-03-05
19 DR PEPPER SNAPPLE GROUP	P	2008-04-16	2008-10-03
140 DR PEPPER SNAPPLE GROUP	P	2007-10-10	2008-10-03
96 DR PEPPER SNAPPLE GROUP	P	2007-10-09	2008-10-03
48 DR PEPPER SNAPPLE GROUP	P	2005-12-22	2008-10-03
48 DR PEPPER SNAPPLE GROUP	P	2005-12-30	2008-10-03
144 DR PEPPER SNAPPLE GROUP	P	2006-03-01	2008-10-03
48 DR PEPPER SNAPPLE GROUP	P	2006-07-12	2008-10-03
48 DR PEPPER SNAPPLE GROUP	P	2006-07-13	2008-10-03
129 DR PEPPER SNAPPLE GROUP	P	2007-07-26	2008-10-03

Form 990PF Part IV - Capital Gains and Losses for Tax on Investment Income - Lines e - h

(e) Gross sales price	(f) Depreciation allowed (or allowable)	(g) Cost or other basis plus expense of sale	(h) Gain or (loss) (e) plus (f) minus (g)
15,323		10,951	4,372
7,169		5,977	1,192
6,249		4,571	1,678
2,564		1,913	651
5,037		4,065	972
9,037		7,119	1,918
5,639		5,252	387
2,204		2,101	103
6,370		3,462	2,908
6,370		3,478	2,892
3,822		1,952	1,870
7,780		3,903	3,877
2,575		1,301	1,274
10,301		4,892	5,409
3,744		2,446	1,298
10,297		7,181	3,116
11,233		8,171	3,062
519		803	-284
1,894		1,681	213
9,330		7,650	1,680
634		695	-61
481		477	4
3,545		3,934	-389
2,431		2,666	-235
1,215		1,037	178
1,215		1,047	168
3,646		3,386	260
1,215		1,066	149
1,215		1,063	152
3,266		3,575	-309

Form 990PF Part IV - Capital Gains and Losses for Tax on Investment Income - Lines i - l

Complete only for assets showing gain in column (h) and owned by the foundation on 12/31/69			(l) Gains (Col (h) gain minus col (k), but not less than -0-) or Losses (from col (h))
(i) F M V as of 12/31/69	(j) Adjusted basis as of 12/31/69	(k) Excess of col (i) over col (j), if any	
			4,372
			1,192
			1,678
			651
			972
			1,918
			387
			103
			2,908
			2,892
			1,870
			3,877
			1,274
			5,409
			1,298
			3,116
			3,062
			-284
			213
			1,680
			-61
			4
			-389
			-235
			178
			168
			260
			149
			152
			-309

Form 990PF Part IV - Capital Gains and Losses for Tax on Investment Income - Lines a - d

(a) List and describe the kind(s) of property sold (e g , real estate, 2-story brick warehouse, or common stock, 200 shs MLC Co)	(b) How acquired P—Purchase D—Donation	(c) Date acquired (mo , day, yr)	(d) Date sold (mo , day, yr)
57 DR PEPPER SNAPPLE GROUP	P	2007-08-02	2008-10-03
124 DR PEPPER SNAPPLE GROUP	P	2008-06-05	2008-10-03
496 DR PEPPER SNAPPLE GROUP	P	2008-06-05	2008-10-03
40 DOW CHEMICAL CO	P	2004-07-19	2009-03-05
20 DOVER CORP	P	2007-07-16	2009-03-05
60 DEVON ENERGY CORP NEW	P	2005-10-04	2008-04-16
60 DEVON ENERGY CORP NEW	P	2005-10-04	2008-04-16
70 DEVON ENERGY CORP NEW	P	2005-10-19	2008-06-24
40 DEVON ENERGY CORP NEW	P	2005-10-19	2008-07-30
40 DEVON ENERGY CORP NEW	P	2007-06-06	2008-08-28
130 DEVON ENERGY CORP NEW	P	2007-06-25	2008-12-18
20 DEVON ENERGY CORP NEW	P	2007-10-29	2009-03-05
40 DEVON ENERGY CORP	P	2005-10-04	2008-05-05
60 DEVON ENERGY CORP	P	2005-10-19	2008-05-05
110 DEVON ENERGY CORP	P	2007-06-06	2008-07-30
110 DEVON ENERGY CORP	P	2007-06-20	2008-08-28
40 DEVON ENERGY CORP	P	2007-06-20	2008-12-18
250 DEVON ENERGY CORP	P	2007-08-10	2008-12-18
120 DEVON ENERGY CORP	P	2007-09-07	2008-12-18
140 DEVON ENERGY CORP	P	2007-09-24	2008-12-18
40 DEVON ENERGY CORP	P	2007-10-29	2008-12-18
120 DEERE CO	P	2007-05-11	2008-04-01
420 DEERE CO	P	2007-05-11	2008-06-25
100 CVS CAREMARK CORP	P	2007-03-14	2009-03-05
30 COVIDIEN LTD	P	2004-11-08	2009-03-05
190 CONSTELLATION ENERGY GP	P	2005-04-19	2008-08-12
100 CONSTELLATION ENERGY GP	P	2005-04-20	2008-08-12
100 CONSTELLATION ENERGY GP	P	2005-05-18	2008-08-12
70 CONSTELLATION ENERGY GP	P	2005-09-30	2008-08-12
130 CONSTELLATION ENERGY GP	P	2005-09-30	2008-08-12

Form 990PF Part IV - Capital Gains and Losses for Tax on Investment Income - Lines e - h

(e) Gross sales price	(f) Depreciation allowed (or allowable)	(g) Cost or other basis plus expense of sale	(h) Gain or (loss) (e) plus (f) minus (g)
1,443		1,531	-88
3,140		3,183	-43
12,308		12,731	-423
259		1,584	-1,325
449		1,080	-631
6,893		4,212	2,681
6,893		4,184	2,709
8,461		4,204	4,257
3,787		2,402	1,385
4,141		3,104	1,037
9,043		10,500	-1,457
821		1,853	-1,032
4,581		2,789	1,792
6,872		3,603	3,269
10,416		8,536	1,880
11,387		8,655	2,732
2,782		3,147	-365
17,390		19,102	-1,712
8,347		9,482	-1,135
9,738		11,904	-2,166
2,782		3,706	-924
9,722		6,898	2,824
31,095		24,142	6,953
2,467		3,228	-761
847		1,278	-431
12,214		9,967	2,247
6,428		5,279	1,149
6,428		5,194	1,234
4,500		4,336	164
8,749		8,053	696

Form 990PF Part IV - Capital Gains and Losses for Tax on Investment Income - Lines i - l

Complete only for assets showing gain in column (h) and owned by the foundation on 12/31/69			(l) Gains (Col (h) gain minus col (k), but not less than -0-) or Losses (from col (h))
(i) F M V as of 12/31/69	(j) Adjusted basis as of 12/31/69	(k) Excess of col (i) over col (j), if any	
			-88
			-43
			-423
			-1,325
			-631
			2,681
			2,709
			4,257
			1,385
			1,037
			-1,457
			-1,032
			1,792
			3,269
			1,880
			2,732
			-365
			-1,712
			-1,135
			-2,166
			-924
			2,824
			6,953
			-761
			-431
			2,247
			1,149
			1,234
			164
			696

Form 990PF Part IV – Capital Gains and Losses for Tax on Investment Income - Lines a - d

(a) List and describe the kind(s) of property sold (e g , real estate, 2-story brick warehouse, or common stock, 200 shs MLC Co)	(b) How acquired P—Purchase D—Donation	(c) Date acquired (mo , day, yr)	(d) Date sold (mo , day, yr)
70 CONSTELLATION ENERGY GP	P	2006-02-09	2008-08-12
80 CONSTELLATION ENERGY GP	P	2006-11-02	2008-08-12
20 CONSTELLATION ENERGY GP	P	2008-04-16	2008-08-12
20 COLGATE PALMOLIVE	P	2008-12-18	2009-03-05
630 COCA COLA COM	P	2008-06-27	2008-07-23
170 CLEANESE CORP	P	2007-10-04	2008-10-21
700 CLEANESE CORP	P	2007-10-04	2008-10-21
800 CITIGROUP INC	P	2002-08-02	2008-11-14
1,000 CITIGROUP INC	P	2002-09-27	2008-11-14
87 CITIGROUP INC	P	2005-05-03	2008-11-14
373 CITIGROUP INC	P	2002-07-30	2008-11-14
213 CITIGROUP INC	P	2005-05-03	2008-11-20
200 CITIGROUP INC	P	2005-07-22	2008-11-20
100 CITIGROUP INC	P	2005-07-22	2008-11-20
200 CITIGROUP INC	P	2005-09-20	2008-11-20
300 CITIGROUP INC	P	2005-11-08	2008-11-20
600 CITIGROUP INC	P	2006-10-24	2008-11-20
110 CITIGROUP INC	P	2008-04-16	2008-11-20
660 CITIGROUP INC	P	2008-04-24	2008-11-20
580 CITIGROUP INC	P	2008-04-24	2008-11-20
230 CITIGROUP INC	P	2008-04-25	2008-11-20
70 CITIGROUP INC	P	2008-05-01	2008-11-20
220 CITIGROUP INC	P	2008-05-01	2008-11-20
120 CISCO SYSTEMS INC COM	P	2008-07-25	2009-03-05
40 CHUBB CORP	P	2005-02-04	2009-03-05
110 CHEVRON CORP	P	2005-02-25	2009-03-05
180 CHESAPEAKE ENERGY OKLA	P	2007-01-18	2008-04-28
290 CHESAPEAKE ENERGY OKLA	P	2007-01-18	2008-07-02
60 CHESAPEAKE ENERGY OKLA	P	2007-01-18	2008-07-02
200 CHESAPEAKE ENERGY OKLA	P	2008-03-31	2008-08-14

Form 990PF Part IV - Capital Gains and Losses for Tax on Investment Income - Lines e - h

(e) Gross sales price	(f) Depreciation allowed (or allowable)	(g) Cost or other basis plus expense of sale	(h) Gain or (loss) (e) plus (f) minus (g)
4,711		4,155	556
5,384		4,955	429
1,346		1,802	-456
1,119		1,288	-169
32,304		34,230	-1,926
2,412		6,719	-4,307
9,931		27,736	-17,805
7,416		23,145	-15,729
9,269		29,303	-20,034
806		4,103	-3,297
3,458		11,576	-8,118
1,185		10,046	-8,861
1,113		8,908	-7,795
556		4,455	-3,899
1,113		9,202	-8,089
1,669		14,021	-12,352
3,338		30,349	-27,011
612		2,499	-1,887
3,672		16,671	-12,999
3,227		14,806	-11,579
1,280		6,101	-4,821
389		1,772	-1,383
1,224		5,559	-4,335
1,752		2,673	-921
1,404		1,526	-122
6,236		6,728	-492
9,740		5,561	4,179
20,883		8,959	11,924
4,321		1,874	2,447
9,207		9,150	57

Form 990PF Part IV - Capital Gains and Losses for Tax on Investment Income - Lines i - l

Complete only for assets showing gain in column (h) and owned by the foundation on 12/31/69			(l) Gains (Col (h) gain minus col (k), but not less than -0-) or Losses (from col (h))
(i) F M V as of 12/31/69	(j) Adjusted basis as of 12/31/69	(k) Excess of col (i) over col (j), if any	
			556
			429
			-456
			-169
			-1,926
			-4,307
			-17,805
			-15,729
			-20,034
			-3,297
			-8,118
			-8,861
			-7,795
			-3,899
			-8,089
			-12,352
			-27,011
			-1,887
			-12,999
			-11,579
			-4,821
			-1,383
			-4,335
			-921
			-122
			-492
			4,179
			11,924
			2,447
			57

Form 990PF Part IV - Capital Gains and Losses for Tax on Investment Income - Lines a - d

(a) List and describe the kind(s) of property sold (e g , real estate, 2-story brick warehouse, or common stock, 200 shs MLC Co)	(b) How acquired P—Purchase D—Donation	(c) Date acquired (mo , day, yr)	(d) Date sold (mo , day, yr)
20 CHESAPEAKE ENERGY OKLA	P	2007-06-20	2008-08-15
200 CHESAPEAKE ENERGY OKLA	P	2008-03-31	2008-08-15
20 CHESAPEAKE ENERGY OKLA	P	2008-03-31	2008-09-04
40 CHESAPEAKE ENERGY OKLA	P	2008-04-16	2008-09-04
150 CHESAPEAKE ENERGY OKLA	P	2008-06-11	2008-09-04
120 CHESAPEAKE ENERGY OKLA	P	2008-06-13	2008-09-04
130 CHESAPEAKE ENERGY OKLA	P	2008-06-13	2008-09-16
150 CHESAPEAKE ENERGY OKLA	P	2008-07-10	2008-09-16
80 CHESAPEAKE ENERGY OKLA	P	2008-07-10	2008-09-16
140 CHESAPEAKE ENERGY	P	2007-01-18	2008-07-25
100 CHESAPEAKE ENERGY	P	2007-01-19	2008-07-25
60 CHESAPEAKE ENERGY	P	2007-06-20	2008-07-25
200 CHESAPEAKE ENERGY	P	2007-06-20	2008-08-11
40 CARNIVAL CORP PAIRED SHS	P	2008-10-31	2009-03-05
20 CAPITAL ONE FINL	P	2006-07-25	2009-03-05
30 CADBURY PLC ADR	P	2005-12-22	2009-03-05
230 BAXTER INTERNTL INC	P	2006-07-14	2008-04-16
100 BAXTER INTERNTL INC	P	2006-07-14	2008-05-02
100 BAXTER INTERNTL INC	P	2006-07-19	2008-05-02
100 BAXTER INTERNTL INC	P	2006-07-24	2008-05-02
110 BAXTER INTERNTL INC	P	2006-10-20	2008-08-12
50 BAXTER INTERNTL INC	P	2006-10-20	2008-10-09
10 BAXTER INTERNTL INC	P	2006-10-20	2009-03-05
20 BAXTER INTERNL INC	P	2008-04-16	2009-03-27
200 BAXTER INTERNL INC	P	2006-12-15	2009-03-27
160 BAXTER INTERNL INC	P	2007-01-05	2009-03-27
30 BAXTER INTERNL INC	P	2006-10-20	2009-03-27
200 BANK OF AMERICA CORP	P	2003-02-20	2008-06-19
650 BANK OF AMERICA CORP	P	2003-02-20	2008-06-19
200 BANK OF AMERICA CORP	P	2003-05-23	2008-06-19

Form 990PF Part IV - Capital Gains and Losses for Tax on Investment Income - Lines e - h

(e) Gross sales price	(f) Depreciation allowed (or allowable)	(g) Cost or other basis plus expense of sale	(h) Gain or (loss) (e) plus (f) minus (g)
929		731	198
9,293		9,150	143
893		915	-22
1,785		1,964	-179
6,695		8,989	-2,294
5,356		7,037	-1,681
4,672		7,623	-2,951
5,390		8,588	-3,198
2,875		4,667	-1,792
6,776		4,373	2,403
4,840		2,887	1,953
2,904		2,193	711
8,623		7,310	1,313
722		1,005	-283
180		1,560	-1,380
848		1,300	-452
13,821		8,642	5,179
6,271		3,757	2,514
6,271		3,798	2,473
6,271		4,114	2,157
7,713		4,998	2,715
3,044		2,272	772
514		454	60
977		1,186	-209
9,771		9,282	489
7,817		7,528	289
1,466		1,363	103
5,433		6,971	-1,538
17,662		22,654	-4,992
5,435		7,424	-1,989

Form 990PF Part IV - Capital Gains and Losses for Tax on Investment Income - Lines i - l

Complete only for assets showing gain in column (h) and owned by the foundation on 12/31/69			(l) Gains (Col (h) gain minus col (k), but not less than -0-) or Losses (from col (h))
(i) F M V as of 12/31/69	(j) Adjusted basis as of 12/31/69	(k) Excess of col (i) over col (j), if any	
			198
			143
			-22
			-179
			-2,294
			-1,681
			-2,951
			-3,198
			-1,792
			2,403
			1,953
			711
			1,313
			-283
			-1,380
			-452
			5,179
			2,514
			2,473
			2,157
			2,715
			772
			60
			-209
			489
			289
			103
			-1,538
			-4,992
			-1,989

Form 990PF Part IV - Capital Gains and Losses for Tax on Investment Income - Lines a - d

(a) List and describe the kind(s) of property sold (e g , real estate, 2-story brick warehouse, or common stock, 200 shs MLC Co)	(b) How acquired P—Purchase D—Donation	(c) Date acquired (mo , day, yr)	(d) Date sold (mo , day, yr)
250 BANK OF AMERICA CORP	P	2003-10-06	2008-06-19
400 BANK OF AMERICA CORP	P	2003-10-06	2008-06-19
350 BANK OF AMERICA CORP	P	2003-10-06	2009-01-14
370 BANK OF AMERICA CORP	P	2003-10-31	2009-01-14
296 BANK OF AMERICA CORP	P	2003-10-31	2009-01-22
234 BANK OF AMERICA CORP	P	2005-07-22	2009-01-22
166 BANK OF AMERICA CORP	P	2005-07-22	2009-02-09
200 BANK OF AMERICA CORP	P	2005-11-21	2009-02-09
114 BANK OF AMERICA CORP	P	2006-06-08	2009-02-09
150 BANK OF AMERICA CORP	P	2006-06-08	2009-03-09
210 AUTOMATIC DATA PROC	P	2005-01-14	2008-06-13
130 AUTOMATIC DATA PROC	P	2004-01-22	2008-06-13
80 AUTOMATIC DATA PROC	P	2005-01-14	2008-06-13
10 AUTOMATIC DATA PROC	P	2005-01-14	2008-12-17
160 AUTOMATIC DATA PROC	P	2005-07-26	2008-12-17
40 AUTOMATIC DATA PROC	P	2008-04-16	2009-01-28
210 AUTOMATIC DATA PROC	P	2008-06-18	2009-01-28
40 AUTOMATIC DATA PROC	P	2005-07-26	2009-01-28
300 AUTOMATIC DATA PROC	P	2005-09-15	2009-01-28
30 AUTOMATIC DATA PROC	P	2006-11-02	2009-01-28
20 AUTOMATIC DATA PROC	P	2006-11-02	2009-01-28
70 AT&T INC	P	2006-01-24	2009-01-27
220 AT&T INC	P	2006-01-19	2009-01-27
370 AT&T INC	P	2005-10-24	2009-01-13
400 AT&T INC	P	2005-11-22	2009-01-13
120 AT&T INC	P	2006-01-17	2009-01-13
280 AT&T INC	P	2006-01-17	2009-01-27
400 AT&T INC	P	2006-01-18	2009-01-27
280 AT&T INC	P	2006-01-19	2009-01-27
140 AT&T INC	P	2006-01-24	2009-03-05

Form 990PF Part IV - Capital Gains and Losses for Tax on Investment Income - Lines e - h

(e) Gross sales price	(f) Depreciation allowed (or allowable)	(g) Cost or other basis plus expense of sale	(h) Gain or (loss) (e) plus (f) minus (g)
6,793		7,106	-313
10,879		11,370	-491
4,612		9,948	-5,336
4,875		13,399	-8,524
2,279		10,719	-8,440
1,801		10,490	-8,689
771		7,441	-6,670
929		9,213	-8,284
529		5,589	-5,060
476		7,354	-6,878
9,032		8,024	1,008
5,591		4,799	792
3,441		3,057	384
374		382	-8
5,990		6,369	-379
1,489		1,689	-200
7,819			7,819
1,488		1,592	-104
11,160		11,337	-177
1,116		1,274	-158
745		849	-104
1,826		1,747	79
5,739		5,541	198
9,410		8,653	757
10,174		9,996	178
3,052		3,014	38
7,270		7,033	237
10,386		10,028	358
7,270		7,052	218
3,141		3,495	-354

Form 990PF Part IV - Capital Gains and Losses for Tax on Investment Income - Lines i - l

Complete only for assets showing gain in column (h) and owned by the foundation on 12/31/69			(l) Gains (Col (h) gain minus col (k), but not less than -0-) or Losses (from col (h))
(i) F M V as of 12/31/69	(j) Adjusted basis as of 12/31/69	(k) Excess of col (i) over col (j), if any	
			-313
			-491
			-5,336
			-8,524
			-8,440
			-8,689
			-6,670
			-8,284
			-5,060
			-6,878
			1,008
			792
			384
			-8
			-379
			-200
			7,819
			-104
			-177
			-158
			-104
			79
			198
			757
			178
			38
			237
			358
			218
			-354

Form 990PF Part IV - Capital Gains and Losses for Tax on Investment Income - Lines a - d

(a) List and describe the kind(s) of property sold (e g , real estate, 2-story brick warehouse, or common stock, 200 shs MLC Co)	(b) How acquired P—Purchase D—Donation	(c) Date acquired (mo , day, yr)	(d) Date sold (mo , day, yr)
530 AT&T INC	P	2005-05-12	2008-06-17
230 AT&T INC	P	2005-10-24	2008-06-17
50 AON CORP COM	P	2006-01-05	2009-03-05
20 ANADARKO PETE CORP	P	2006-02-09	2009-03-05
210 AMGEN INC COM PV \$0 0001	P	2007-09-12	2009-01-12
50 AMGEN INC COM PV \$0 0001	P	2007-09-12	2009-03-05
20 AMERIPRISE FINL INC	P	2008-01-14	2009-03-05
176 AMER INTL GROUP INC	P	2002-08-02	2008-09-15
100 AMER INTL GROUP INC	P	2003-05-23	2008-09-15
340 AMER INTL GROUP INC	P	2004-04-12	2008-09-15
600 AMER INTL GROUP INC	P	2005-01-06	2008-09-15
200 AMER INTL GROUP INC	P	2005-09-30	2008-09-15
450 AMER INTL GROUP INC	P	2007-03-02	2008-09-15
50 AMER INTL GROUP INC	P	2008-04-16	2008-09-15
280 ALTRIA GROUP INC	P	2002-08-20	2008-04-15
100 ALTRIA GROUP INC	P	2003-05-23	2008-04-15
500 ALTRIA GROUP INC	P	2005-01-05	2008-04-15
200 ALTRIA GROUP INC	P	2005-08-02	2008-04-15
40 ALTRIA GROUP INC	P	2005-08-18	2008-04-15
60 ALTRIA GROUP INC	P	2005-08-18	2008-06-23
200 ALTRIA GROUP INC	P	2005-09-09	2008-06-23
100 ALTRIA GROUP INC	P	2005-10-19	2008-06-23
100 ALTRIA GROUP INC	P	2005-11-09	2008-06-23
80 ALTRIA GROUP INC	P	2006-05-16	2008-06-23
270 ALTRIA GROUP INC	P	2006-05-16	2008-06-23
150 ALTRIA GROUP INC	P	2006-07-12	2008-06-23
90 ALTRIA GROUP INC	P	2006-11-02	2008-06-23
140 ALTRIA GROUP INC	P	2008-01-09	2008-06-23
350 ALTRIA GROUP INC	P	2008-01-09	2008-06-23
60 ALTRIA GROUP INC	P	2008-04-16	2008-06-23

Form 990PF Part IV - Capital Gains and Losses for Tax on Investment Income - Lines e - h

(e) Gross sales price	(f) Depreciation allowed (or allowable)	(g) Cost or other basis plus expense of sale	(h) Gain or (loss) (e) plus (f) minus (g)
18,917		12,486	6,431
8,209		5,379	2,830
1,912		1,873	39
657		1,028	-371
12,013		11,780	233
2,362		2,805	-443
283		1,111	-828
977		10,722	-9,745
555		5,543	-4,988
1,887		26,036	-24,149
3,330		40,601	-37,271
1,110		12,412	-11,302
2,498		31,371	-28,873
278		2,187	-1,909
6,017		3,386	2,631
2,149		989	1,160
10,745		7,141	3,604
4,298		3,099	1,199
860		662	198
1,255		993	262
4,184		3,406	778
2,092		1,715	377
2,092		1,728	364
1,674		1,328	346
5,651		4,484	1,167
3,139		2,717	422
1,884		1,685	199
2,930		3,373	-443
7,317		8,433	-1,116
1,254		1,295	-41

Form 990PF Part IV - Capital Gains and Losses for Tax on Investment Income - Lines i - l

Complete only for assets showing gain in column (h) and owned by the foundation on 12/31/69			(l) Gains (Col (h) gain minus col (k), but not less than -0-) or Losses (from col (h))
(i) F M V as of 12/31/69	(j) Adjusted basis as of 12/31/69	(k) Excess of col (i) over col (j), if any	
			6,431
			2,830
			39
			-371
			233
			-443
			-828
			-9,745
			-4,988
			-24,149
			-37,271
			-11,302
			-28,873
			-1,909
			2,631
			1,160
			3,604
			1,199
			198
			262
			778
			377
			364
			346
			1,167
			422
			199
			-443
			-1,116
			-41

Form 990PF Part IV – Capital Gains and Losses for Tax on Investment Income - Lines a - d

(a) List and describe the kind(s) of property sold (e g , real estate, 2-story brick warehouse, or common stock, 200 shs MLC Co)	(b) How acquired P—Purchase D—Donation	(c) Date acquired (mo , day, yr)	(d) Date sold (mo , day, yr)
250 ALLEGHENY TECH INC	P	2007-02-28	2008-06-11
50 ALLEGHENY TECH INC	P	2007-08-21	2008-06-11
50 ALLEGHENY TECH INC	P	2007-08-21	2008-06-16
30 ALLEGHENY TECH INC	P	2007-08-23	2008-06-16
10 ALLEGHENY TECH INC	P	2008-04-16	2008-06-16
20 AIR PRODUCTS&CHEM	P	2007-03-02	2009-03-05
20 AFLAC INC COM	P	2008-07-25	2008-10-10
30 AFLAC INC COM	P	2008-07-25	2009-03-05
830 AETNA INC	P	2008-07-23	2008-11-03
30 ACE LIMITED	P	2008-09-16	2009-03-05
40 ACCENTURE LTD CL A	P	2006-03-31	2009-03-05
80 ABBOTT LABS	P	2005-07-19	2009-02-04
130 ABBOTT LABS	P	2005-07-13	2009-02-04
140 ABBOTT LABS	P	2005-07-18	2009-02-04
30 ABBOTT LABS	P	2005-07-13	2009-02-04
70 ABBOTT LABS	P	2005-07-19	2009-02-11
230 ABBOTT LABS	P	2005-08-01	2009-02-11
50 ABBOTT LABS	P	2005-08-01	2009-03-05
20 ABBOTT LABS	P	2005-08-01	2009-03-24
200 ABBOTT LABS	P	2006-01-19	2009-03-24
110 ABBOTT LABS	P	2007-01-17	2009-03-25
70 ABBOTT LABS	P	2007-01-17	2009-03-25
100 ABBOTT LABS	P	2006-01-19	2009-03-25
100 ABBOTT LABS	P	2006-11-02	2009-03-25
500 XTO ENERGY INC	P	2005-03-11	2009-03-05
1,225 WESTERN UN CO	P	2003-10-30	2008-05-14
900 WESTERN UN CO	P	2004-03-12	2008-05-14
75 WESTERN UN CO	P	2005-03-02	2008-05-14
400 WESTERN UN CO	P	2005-03-02	2008-07-23
300 WESTERN UN CO	P	2005-03-23	2008-07-23

Form 990PF Part IV - Capital Gains and Losses for Tax on Investment Income - Lines e - h

(e) Gross sales price	(f) Depreciation allowed (or allowable)	(g) Cost or other basis plus expense of sale	(h) Gain or (loss) (e) plus (f) minus (g)
15,725		25,525	-9,800
3,145		4,855	-1,710
3,140		4,855	-1,715
1,884		2,918	-1,034
628		739	-111
902		1,465	-563
813		1,109	-296
401		1,663	-1,262
20,560		33,473	-12,913
955		1,659	-704
1,108		1,211	-103
4,543		3,740	803
7,382		6,247	1,135
7,950		6,615	1,335
1,706		1,442	264
3,883		3,273	610
12,759		10,889	1,870
2,299		2,367	-68
932		947	-15
9,323		8,370	953
5,010		5,668	-658
3,171		3,607	-436
4,530		4,185	345
4,530		4,691	-161
15,575		13,359	2,216
29,094		19,680	9,414
21,375		17,781	3,594
1,781		1,419	362
11,022		7,567	3,455
8,267		5,553	2,714

Form 990PF Part IV - Capital Gains and Losses for Tax on Investment Income - Lines i - l

Complete only for assets showing gain in column (h) and owned by the foundation on 12/31/69			(l) Gains (Col (h) gain minus col (k), but not less than -0-) or Losses (from col (h))
(i) F M V as of 12/31/69	(j) Adjusted basis as of 12/31/69	(k) Excess of col (i) over col (j), if any	
			-9,800
			-1,710
			-1,715
			-1,034
			-111
			-563
			-296
			-1,262
			-12,913
			-704
			-103
			803
			1,135
			1,335
			264
			610
			1,870
			-68
			-15
			953
			-658
			-436
			345
			-161
			2,216
			9,414
			3,594
			362
			3,455
			2,714

Form 990PF Part IV - Capital Gains and Losses for Tax on Investment Income - Lines a - d

(a) List and describe the kind(s) of property sold (e g , real estate, 2-story brick warehouse, or common stock, 200 shs MLC Co)	(b) How acquired P—Purchase D—Donation	(c) Date acquired (mo , day, yr)	(d) Date sold (mo , day, yr)
1,000 WESTERN UN CO	P	2006-10-03	2008-07-23
1,400 WELLS FARGO & CO	P	2003-10-30	2008-06-06
200 WELLS FARGO & CO	P	2005-03-23	2008-06-06
2,800 WELLS FARGO & CO	P	2003-09-16	2008-06-06
500 WASTE MANAGEMENT INC NEW	P	2007-01-29	2009-02-06
2,300 WASTE MANAGEMENT INC NEW	P	2007-03-02	2009-02-06
800 UNITED TECHS CORP	P	2007-11-27	2008-07-23
400 UNITED STS STL CORP	P	2008-01-10	2008-09-05
300 UNITED STS STL CORP NEW	P	2008-01-10	2009-01-22
600 UNITED STS STL CORP NEW	P	2008-02-15	2009-01-22
1,200 TEVA PHARMACTCL INDS ADR	P	2008-08-11	2009-03-05
1,200 SYSCO CORP	P	2003-10-30	2008-04-02
400 SYSCO CORP	P	2004-10-27	2008-04-02
100 SYSCO CORP	P	2005-03-23	2008-04-02
500 SYSCO CORP	P	2005-11-02	2008-04-02
100 SYSCO CORP	P	2007-06-13	2008-04-02
2,400 SYSCO CORP	P	2007-08-02	2008-04-02
1,200 STANLEY WORKS	P	2007-01-22	2008-04-29
1,200 ROCKWELL COLLINS INC	P	2008-04-29	2008-06-12
600 RAYTHEON CO DELAWARE NEW	P	2007-11-27	2009-03-05
200 QUEST DIAGNOSTICS INC	P	2003-09-02	2009-03-05
1,300 QUEST DIAGNOSTICS INC	P	2003-09-16	2009-03-05
1,200 QUALCOMM INC	P	2003-10-30	2008-07-28
900 QUALCOMM INC	P	2003-10-30	2009-03-05
300 QUALCOMM INC	P	2005-03-23	2009-03-05
500 PROCTER & GAMBLE CO	P	2008-01-31	2009-03-05
400 PRAXAIR INC	P	2008-04-16	2009-03-05
500 PAYCHEX INC	P	2007-06-13	2008-07-09
2,200 PAYCHEX INC	P	2007-11-28	2008-07-09
1,100 PAYCHEX INC	P	2005-03-23	2008-07-09

Form 990PF Part IV - Capital Gains and Losses for Tax on Investment Income - Lines e - h

(e) Gross sales price	(f) Depreciation allowed (or allowable)	(g) Cost or other basis plus expense of sale	(h) Gain or (loss) (e) plus (f) minus (g)
27,556		20,015	7,541
36,181		38,772	-2,591
5,169		5,940	-771
72,363		70,670	1,693
14,828		18,775	-3,947
68,210		78,285	-10,075
52,560		58,264	-5,704
45,402		40,356	5,046
9,139		30,267	-21,128
18,278		61,757	-43,479
52,625		56,583	-3,958
35,433		41,078	-5,645
11,811		12,904	-1,093
2,953		3,451	-498
14,764		15,448	-684
2,953		3,245	-292
70,866		77,495	-6,629
59,265		65,764	-6,499
65,427		76,732	-11,305
21,472		36,915	-15,443
9,004		6,023	2,981
58,529		39,225	19,304
64,668		29,064	35,604
31,131		21,798	9,333
10,377		11,037	-660
22,845		32,737	-9,892
21,942		35,427	-13,485
15,828		20,013	-4,185
69,643		84,575	-14,932
34,821		38,134	-3,313

Form 990PF Part IV - Capital Gains and Losses for Tax on Investment Income - Lines i - l

Complete only for assets showing gain in column (h) and owned by the foundation on 12/31/69			(l) Gains (Col (h) gain minus col (k), but not less than -0-) or Losses (from col (h))
(i) F M V as of 12/31/69	(j) Adjusted basis as of 12/31/69	(k) Excess of col (i) over col (j), if any	
			7,541
			-2,591
			-771
			1,693
			-3,947
			-10,075
			-5,704
			5,046
			-21,128
			-43,479
			-3,958
			-5,645
			-1,093
			-498
			-684
			-292
			-6,629
			-6,499
			-11,305
			-15,443
			2,981
			19,304
			35,604
			9,333
			-660
			-9,892
			-13,485
			-4,185
			-14,932
			-3,313

Form 990PF Part IV - Capital Gains and Losses for Tax on Investment Income - Lines a - d

(a) List and describe the kind(s) of property sold (e g , real estate, 2-story brick warehouse, or common stock, 200 shs MLC Co)	(b) How acquired P—Purchase D—Donation	(c) Date acquired (mo , day, yr)	(d) Date sold (mo , day, yr)
600 PARKER HANNIFIN CORP	P	2006-09-19	2008-05-21
1,000 OMNICOM GROUP COM	P	2003-09-16	2009-03-05
400 NIKE INC CL B	P	2008-01-10	2009-03-05
1,100 MCGRAW HILL COMPANIES	P	2005-03-23	2008-11-20
300 MCGRAW HILL COMPANIES	P	2007-09-20	2008-11-20
300 MCDONALDS CORP COM	P	2008-12-01	2009-03-05
300 MONSANTO CO NEW DEL COM	P	2008-12-18	2009-03-05
500 JACOBS ENGN GRP INC DELA	P	2003-10-30	2009-03-05
1,400 LEGG MASON INC	P	2007-01-25	2008-04-16
800 LEGG MASON INC	P	2007-06-13	2008-04-16
2,200 INTUIT INC COM	P	2007-03-23	2009-03-05
1,200 INTEL CORP	P	2006-03-27	2009-03-05
1,100 GILEAD SCIENCES INC COM	P	2007-07-17	2008-07-21
900 GILEAD SCIENCES INC COM	P	2007-07-17	2009-03-05
600 GILEAD SCIENCES INC COM	P	2007-07-30	2009-03-05
700 EXPRESS SCRIPTS INC COM	P	2003-10-30	2009-03-05
1,300 EXPEDITORS INTL	P	2003-10-30	2008-05-21
300 EXPEDITORS INTL	P	2007-06-13	2008-05-21
300 BURLNGTN N SNTA FE\$0 01	P	2008-02-07	2009-03-05
600 BUNGE LIMITED	P	2008-02-04	2009-03-05
100 BUNGE LIMITED	P	2008-04-02	2009-03-05
500 BECTON DICKINSON CO	P	2008-07-23	2009-03-05
1,000 AUTOMATIC DATA PROC	P	2005-01-25	2008-07-23
1,900 AUTOMATIC DATA PROC	P	2005-07-06	2008-07-23
200 AUTOMATIC DATA PROC	P	2007-06-13	2008-07-23
2,200 ASSURANT INC	P	2008-07-09	2008-12-15
700 ALLERGAN INC	P	2007-04-26	2009-03-05
825 AFLAC INC	P	2003-09-16	2008-10-16
275 AFLAC INC	P	2003-10-30	2008-10-16
1,025 AFLAC INC COM	P	2003-10-30	2009-03-12

Form 990PF Part IV - Capital Gains and Losses for Tax on Investment Income - Lines e - h

(e) Gross sales price	(f) Depreciation allowed (or allowable)	(g) Cost or other basis plus expense of sale	(h) Gain or (loss) (e) plus (f) minus (g)
50,618		30,741	19,877
22,569		39,535	-16,966
15,956		24,820	-8,864
21,917		48,865	-26,948
5,977		15,362	-9,385
15,280		17,364	-2,084
21,644		22,254	-610
16,215		11,676	4,539
80,256		143,682	-63,426
45,860		79,699	-33,839
50,248		64,635	-14,387
14,856		23,913	-9,057
55,143		43,709	11,434
39,438		35,762	3,676
26,292		22,561	3,731
31,088		9,541	21,547
60,454		24,959	35,495
13,951		12,702	1,249
15,899		26,075	-10,176
27,746		75,257	-47,511
4,624		8,899	-4,275
31,945		42,867	-10,922
42,673		39,700	2,973
81,079		72,790	8,289
8,535		9,775	-1,240
48,000		156,415	-108,415
24,919		42,154	-17,235
32,433		25,675	6,758
10,811		10,095	716
13,899		37,628	-23,729

Form 990PF Part IV - Capital Gains and Losses for Tax on Investment Income - Lines i - l

Complete only for assets showing gain in column (h) and owned by the foundation on 12/31/69			(l) Gains (Col (h) gain minus col (k), but not less than -0-) or Losses (from col (h))
(i) F M V as of 12/31/69	(j) Adjusted basis as of 12/31/69	(k) Excess of col (i) over col (j), if any	
			19,877
			-16,966
			-8,864
			-26,948
			-9,385
			-2,084
			-610
			4,539
			-63,426
			-33,839
			-14,387
			-9,057
			11,434
			3,676
			3,731
			21,547
			35,495
			1,249
			-10,176
			-47,511
			-4,275
			-10,922
			2,973
			8,289
			-1,240
			-108,415
			-17,235
			6,758
			716
			-23,729

Form 990PF Part IV - Capital Gains and Losses for Tax on Investment Income - Lines a - d

(a) List and describe the kind(s) of property sold (e g , real estate, 2-story brick warehouse, or common stock, 200 shs MLC Co)	(b) How acquired P—Purchase D—Donation	(c) Date acquired (mo , day, yr)	(d) Date sold (mo , day, yr)
575 AFLAC INC COM	P	2005-03-23	2009-03-12
600 AFLAC INC COM	P	2006-12-05	2009-03-12
1,000 AFFILIATED COMP SVCS A	P	2005-08-19	2009-03-05
600 AFFILIATED COMP SVCS A	P	2007-01-30	2009-03-05
400 AFFILIATED COMP SVCS A	P	2007-08-31	2009-03-05
1,700 ACCENTURE LTD CL A	P	2005-11-30	2009-03-05
3,332 VOLVO AKTIEBOLAGET ADR	P	2008-09-08	2009-03-17
92 VOLVO AKTIEBOLAGET ADR	P	2009-02-05	2009-03-17
3,308 VOLVO AKTIEBOLAGET ADR	P	2009-02-05	2009-03-24
1,947 VODAFONE GROUP PLC NEW	P	2007-01-19	2009-02-05
1,104 VODAFONE GROUP PLC NEW	P	2007-01-19	2009-03-17
246 VODAFONE GROUP PLC NEW	P	2007-01-19	2008-05-07
8,455 UNITED MICROELECT SP ADR	P	2007-01-22	2009-02-05
11,329 UNITED MICROELECT SP ADR	P	2007-01-22	2009-03-17
825 UNITED MICROELECT SP ADR	P	2007-02-07	2009-03-17
2,837 UNITED MICROELECT SP ADR	P	2007-02-07	2009-03-24
2,715 UNITED MICROELECT SP ADR	P	2007-03-07	2009-03-24
3,759 UNITED MICROELECT SP ADR	P	2007-03-20	2009-03-24
5,924 UNITED MICROELECT SP ADR	P	2007-11-07	2009-03-24
1,550 UNITED MICROELECT SP ADR	P	2007-01-22	2008-12-04
1,346 UNITED MICROELECT SP ADR	P	2007-01-22	2008-12-05
156 UNIBANCO-GDR SPSD ADR	P	2008-10-20	2009-03-17
201 UNIBANCO-GDR SPSD ADR	P	2008-10-20	2009-03-24
211 TOYOTA MOTOR CORP ADR	P	2007-01-19	2009-01-30
23 TOYOTA MOTOR CORP ADR	P	2007-02-26	2009-01-30
15 TOYOTA MOTOR CORP ADR	P	2007-02-26	2009-02-05
204 TOYOTA MOTOR CORP ADR	P	2007-03-20	2009-02-05
44 TOYOTA MOTOR CORP ADR	P	2007-03-20	2009-03-17
167 TOYOTA MOTOR CORP ADR	P	2007-05-04	2009-03-17
358 TOYOTA MOTOR CORP ADR	P	2008-12-04	2009-03-24

Form 990PF Part IV - Capital Gains and Losses for Tax on Investment Income - Lines e - h

(e) Gross sales price	(f) Depreciation allowed (or allowable)	(g) Cost or other basis plus expense of sale	(h) Gain or (loss) (e) plus (f) minus (g)
7,797		21,816	-14,019
8,136		26,740	-18,604
44,965		51,557	-6,592
26,979		29,473	-2,494
17,986		20,109	-2,123
47,118		48,608	-1,490
12,595		35,486	-22,891
348		396	-48
17,268		14,224	3,044
38,844		56,918	-18,074
18,072		32,274	-14,202
7,855		7,192	663
16,462		33,719	-17,257
20,256		45,181	-24,925
1,475		3,499	-2,024
7,376		12,031	-4,655
7,059		10,490	-3,431
9,773		14,679	-4,906
15,402		20,295	-4,893
2,686		6,181	-3,495
2,295		5,368	-3,073
8,129		10,263	-2,134
13,187		13,223	-36
13,599		27,901	-14,302
1,482		3,140	-1,658
1,030		2,048	-1,018
14,007		26,938	-12,931
2,564		5,810	-3,246
9,731		20,227	-10,496
22,947		21,217	1,730

Form 990PF Part IV - Capital Gains and Losses for Tax on Investment Income - Lines i - l

Complete only for assets showing gain in column (h) and owned by the foundation on 12/31/69			(l) Gains (Col (h) gain minus col (k), but not less than -0-) or Losses (from col (h))
(i) F M V as of 12/31/69	(j) Adjusted basis as of 12/31/69	(k) Excess of col (i) over col (j), if any	
			-14,019
			-18,604
			-6,592
			-2,494
			-2,123
			-1,490
			-22,891
			-48
			3,044
			-18,074
			-14,202
			663
			-17,257
			-24,925
			-2,024
			-4,655
			-3,431
			-4,906
			-4,893
			-3,495
			-3,073
			-2,134
			-36
			-14,302
			-1,658
			-1,018
			-12,931
			-3,246
			-10,496
			1,730

Form 990PF Part IV – Capital Gains and Losses for Tax on Investment Income - Lines a - d

(a) List and describe the kind(s) of property sold (e g , real estate, 2-story brick warehouse, or common stock, 200 shs MLC Co)	(b) How acquired P—Purchase D—Donation	(c) Date acquired (mo , day, yr)	(d) Date sold (mo , day, yr)
110 TOYOTA MOTOR CORP ADR	P	2007-05-04	2009-03-24
274 TOTAL S A SP ADR	P	2007-03-20	2009-02-05
356 TOTAL S A SP ADR	P	2008-04-15	2009-02-05
21 TOTAL S A SP ADR	P	2008-06-06	2009-02-05
528 TOTAL S A SP ADR	P	2008-06-06	2009-03-17
264 TOTAL S A SP ADR	P	2008-06-06	2009-03-24
911 TOTAL S A SP ADR	P	2008-06-26	2009-03-24
623 TOTAL S A SP ADR	P	2007-01-19	2008-10-14
570 TOTAL S A SP ADR	P	2007-01-19	2008-12-04
165 TOTAL S A SP ADR	P	2007-03-20	2008-12-04
493 TELEFONICA SA SPAIN ADR	P	2008-10-15	2009-03-17
500 TELEFONICA SA SPAIN ADR	P	2009-01-30	2009-03-24
314 TELEFONICA SA SPAIN ADR	P	2008-10-15	2009-03-24
852 TELECOM ITALIA S P A NEW	P	2008-09-08	2009-03-17
1,451 TELECOM ITALIA S P A NEW	P	2008-09-08	2009-03-24
1,742 TELECOM ITALIA S P A NEW	P	2009-02-05	2009-03-24
765 TECK COMINCO LTD CLASS B	P	2008-07-21	2009-01-21
185 TECK COMINCO LTD CLASS B	P	2008-07-18	2009-01-21
5,725 SUMITOMO MITSU FINL ADR	P	2007-01-22	2009-02-05
752 SUMITOMO MITSU FINL ADR	P	2007-02-26	2009-02-05
835 SUMITOMO MITSU FINL ADR	P	2007-02-28	2009-02-05
937 SUMITOMO MITSU FINL ADR	P	2007-03-19	2009-02-05
813 SUMITOMO MITSU FINL ADR	P	2007-03-20	2009-02-05
3,787 SUMITOMO MITSU FINL ADR	P	2007-03-20	2009-03-17
1,495 SUMITOMO MITSU FINL ADR	P	2007-03-20	2009-03-24
2,067 SUMITOMO MITSU FINL ADR	P	2007-05-04	2009-03-24
3,694 SUMITOMO MITSU FINL ADR	P	2007-11-07	2009-03-24
1,272 SUMITOMO MITSU FINL ADR	P	2007-12-11	2009-03-24
1,807 SUMITOMO MITSU FINL ADR	P	2008-01-09	2009-03-24
1,439 SUMITOMO MITSU FINL ADR	P	2008-02-28	2009-03-24

Form 990PF Part IV - Capital Gains and Losses for Tax on Investment Income - Lines e - h

(e) Gross sales price	(f) Depreciation allowed (or allowable)	(g) Cost or other basis plus expense of sale	(h) Gain or (loss) (e) plus (f) minus (g)
7,051		13,323	-6,272
14,451		18,191	-3,740
18,776		27,909	-9,133
1,108		1,798	-690
23,486		45,196	-21,710
13,569		22,598	-9,029
46,824		74,313	-27,489
33,110		42,143	-9,033
28,291		38,558	-10,267
8,190		10,955	-2,765
26,642		31,345	-4,703
30,566		27,033	3,533
19,195		19,964	-769
8,938		12,983	-4,045
18,286		22,111	-3,825
21,953		23,157	-1,204
3,241		31,142	-27,901
784		7,458	-6,674
22,728		60,113	-37,385
2,985		7,471	-4,486
3,315		8,224	-4,909
3,720		8,480	-4,760
3,228		7,398	-4,170
10,793		34,462	-23,669
5,830		13,605	-7,775
8,061		18,070	-10,009
14,407		26,002	-11,595
4,961		10,528	-5,567
7,047		14,151	-7,104
5,612		10,792	-5,180

Form 990PF Part IV - Capital Gains and Losses for Tax on Investment Income - Lines i - l

Complete only for assets showing gain in column (h) and owned by the foundation on 12/31/69			(l) Gains (Col (h) gain minus col (k), but not less than -0-) or Losses (from col (h))
(i) F M V as of 12/31/69	(j) Adjusted basis as of 12/31/69	(k) Excess of col (i) over col (j), if any	
			-6,272
			-3,740
			-9,133
			-690
			-21,710
			-9,029
			-27,489
			-9,033
			-10,267
			-2,765
			-4,703
			3,533
			-769
			-4,045
			-3,825
			-1,204
			-27,901
			-6,674
			-37,385
			-4,486
			-4,909
			-4,760
			-4,170
			-23,669
			-7,775
			-10,009
			-11,595
			-5,567
			-7,104
			-5,180

Form 990PF Part IV - Capital Gains and Losses for Tax on Investment Income - Lines a - d

(a) List and describe the kind(s) of property sold (e g , real estate, 2-story brick warehouse, or common stock, 200 shs MLC Co)	(b) How acquired P—Purchase D—Donation	(c) Date acquired (mo , day, yr)	(d) Date sold (mo , day, yr)
3,815 SUMITOMO MITSU FINL ADR	P	2007-01-22	2008-04-28
4,479 SUMITOMO MITSU FINL ADR	P	2007-01-22	2008-05-07
2,801 SUMITOMO MITSU FINL ADR	P	2007-01-22	2008-06-04
2,169 STORA ENSO OYJ SPD ADR	P	2007-09-12	2009-02-26
1,703 STORA ENSO OYJ SPD ADR	P	2007-09-26	2009-02-26
708 STORA ENSO OYJ SPD ADR	P	2007-10-29	2009-02-26
920 STORA ENSO OYJ SPD ADR	P	2007-10-29	2009-03-17
1,885 STATOILHYDRO ASA	P	2008-01-09	2009-01-22
868 STATOILHYDRO ASA	P	2008-01-10	2009-01-22
91 STATOILHYDRO ASA	P	2008-01-10	2009-03-17
1,344 STATOILHYDRO ASA	P	2008-03-13	2009-03-17
407 STATOILHYDRO ASA	P	2008-03-13	2009-03-24
270 STATOILHYDRO ASA	P	2008-04-15	2009-03-24
1,088 STATOILHYDRO ASA	P	2008-06-13	2009-03-24
490 STATOILHYDRO ASA	P	2008-08-15	2009-03-24
652 SONY CORP ADR NEW	P	2007-07-30	2009-02-05
582 SONY CORP ADR NEW	P	2007-07-30	2009-03-17
207 SONY CORP ADR NEW	P	2007-10-22	2009-03-17
1,176 SONY CORP ADR NEW	P	2008-11-13	2009-03-24
326 SONY CORP ADR NEW	P	2007-10-22	2009-03-24
312 SONY CORP ADR NEW	P	2008-02-28	2009-03-24
89 SOLVAY SA SPONSORD ADR	P	2008-12-05	2009-03-17
210 SOLVAY SA SPONSORD ADR	P	2008-12-05	2009-03-24
3,564 SOCIETE GENERAL SPN ADR	P	2007-01-19	2009-01-22
404 SOCIETE GENERAL SPN ADR	P	2007-01-19	2009-03-13
667 SOCIETE GENERAL SPN ADR	P	2007-05-17	2009-03-13
1,057 SOCIETE GENERAL SPN ADR	P	2007-06-11	2009-03-13
390 SOCIETE GENERAL SPN ADR	P	2007-06-11	2009-03-24
281 SOCIETE GENERAL SPN ADR	P	2007-10-12	2009-03-24
947 SOCIETE GENERAL SPN ADR	P	2007-11-07	2009-03-24

Form 990PF Part IV - Capital Gains and Losses for Tax on Investment Income - Lines e - h

(e) Gross sales price	(f) Depreciation allowed (or allowable)	(g) Cost or other basis plus expense of sale	(h) Gain or (loss) (e) plus (f) minus (g)
32,331		40,058	-7,727
38,011		47,030	-9,019
24,924		29,411	-4,487
9,313		39,055	-29,742
7,312		32,886	-25,574
3,040		12,423	-9,383
3,404		16,143	-12,739
33,237		57,050	-23,813
15,305		25,651	-10,346
1,427		2,689	-1,262
21,075		41,451	-20,376
7,856		12,553	-4,697
5,212		9,104	-3,892
21,001		40,696	-19,695
9,458		13,826	-4,368
13,438		34,956	-21,518
10,098		31,203	-21,105
3,592		9,525	-5,933
25,218		24,769	449
6,991		15,000	-8,009
6,691		15,248	-8,557
4,677		6,122	-1,445
13,702		14,445	-743
26,417		118,560	-92,143
2,109		13,439	-11,330
3,482		25,624	-22,142
5,518		39,501	-33,983
3,264		14,574	-11,310
2,352		9,359	-7,007
7,926		27,688	-19,762

Form 990PF Part IV - Capital Gains and Losses for Tax on Investment Income - Lines i - l

Complete only for assets showing gain in column (h) and owned by the foundation on 12/31/69			(l) Gains (Col (h) gain minus col (k), but not less than -0-) or Losses (from col (h))
(i) F M V as of 12/31/69	(j) Adjusted basis as of 12/31/69	(k) Excess of col (i) over col (j), if any	
			-7,727
			-9,019
			-4,487
			-29,742
			-25,574
			-9,383
			-12,739
			-23,813
			-10,346
			-1,262
			-20,376
			-4,697
			-3,892
			-19,695
			-4,368
			-21,518
			-21,105
			-5,933
			449
			-8,009
			-8,557
			-1,445
			-743
			-92,143
			-11,330
			-22,142
			-33,983
			-11,310
			-7,007
			-19,762

Form 990PF Part IV - Capital Gains and Losses for Tax on Investment Income - Lines a - d

(a) List and describe the kind(s) of property sold (e g , real estate, 2-story brick warehouse, or common stock, 200 shs MLC Co)	(b) How acquired P—Purchase D—Donation	(c) Date acquired (mo , day, yr)	(d) Date sold (mo , day, yr)
1,181 SOCIETE GENERAL SPN ADR	P	2007-12-06	2009-03-24
2,485 SOCIETE GENERAL SPN ADR	P	2007-01-19	2008-07-01
393 SHINHAN FINL GRP SP ADR	P	2009-01-22	2009-03-24
5,888 SHARP CORP ADR	P	2007-01-19	2009-01-22
777 SHARP CORP ADR	P	2007-01-19	2009-03-17
320 SHARP CORP ADR	P	2007-01-19	2009-03-24
981 SHARP CORP ADR	P	2007-05-17	2009-03-24
279 SHARP CORP ADR	P	2007-06-11	2009-03-24
2,123 SHARP CORP ADR	P	2007-08-09	2009-03-24
1,069 SHARP CORP ADR	P	2007-11-07	2009-03-24
674 SANOFI AVENTIS SPON ADR	P	2007-01-19	2008-11-13
72 SANOFI AVENTIS SPON ADR	P	2006-10-06	2008-11-13
840 SANOFI AVENTIS SPON ADR	P	2006-12-08	2008-11-13
687 SANOFI AVENTIS SPON ADR	P	2007-01-19	2009-02-05
495 SANOFI AVENTIS SPON ADR	P	2007-01-19	2009-03-17
143 SANOFI AVENTIS SPON ADR	P	2007-02-26	2009-03-17
138 SANOFI AVENTIS SPON ADR	P	2007-02-28	2009-03-17
444 SANOFI AVENTIS SPON ADR	P	2007-03-20	2009-03-17
379 RWE AG SPONSORED ADR	P	2007-08-09	2009-03-24
79 RWE AG SPONSORED ADR	P	2008-02-28	2009-03-24
372 RWE AG SPONSORED ADR	P	2007-06-08	2008-06-13
199 RWE AG SPONSORED ADR	P	2007-08-09	2008-06-13
379 ROYAL DUTCH SHELL PLC	P	2007-09-12	2008-12-04
572 ROYAL DUTCH SHELL PLC	P	2007-09-26	2008-12-04
286 ROYAL DUTCH SHELL PLC	P	2007-10-29	2008-12-04
676 ROYAL DUTCH SHELL PLC	P	2007-10-29	2009-02-05
139 ROYAL DUTCH SHELL PLC	P	2007-10-29	2009-03-17
496 ROYAL DUTCH SHELL PLC	P	2007-10-31	2009-03-17
52 ROYAL DUTCH SHELL PLC	P	2007-10-31	2009-03-24
580 ROYAL DUTCH SHELL PLC	P	2007-12-11	2009-03-24

Form 990PF Part IV - Capital Gains and Losses for Tax on Investment Income - Lines e - h

(e) Gross sales price	(f) Depreciation allowed (or allowable)	(g) Cost or other basis plus expense of sale	(h) Gain or (loss) (e) plus (f) minus (g)
9,885		34,866	-24,981
41,848		82,666	-40,818
15,347		15,275	72
47,648		97,061	-49,413
5,757		12,809	-7,052
2,675		5,275	-2,600
8,201		18,443	-10,242
2,332		5,520	-3,188
17,748		38,320	-20,572
8,937		17,711	-8,774
20,360		31,139	-10,779
2,175		3,204	-1,029
25,374		38,093	-12,719
20,071		31,739	-11,668
12,682		22,869	-10,187
3,664		6,266	-2,602
3,536		5,863	-2,327
11,375		18,990	-7,615
27,618		40,932	-13,314
5,757		9,631	-3,874
45,518		39,849	5,669
24,350		21,492	2,858
18,212		30,728	-12,516
27,487		47,491	-20,004
13,743		25,235	-11,492
34,266		59,645	-25,379
5,531		12,264	-6,733
19,738		43,496	-23,758
2,404		4,560	-2,156
26,814		46,821	-20,007

Form 990PF Part IV - Capital Gains and Losses for Tax on Investment Income - Lines i - l

Complete only for assets showing gain in column (h) and owned by the foundation on 12/31/69			(l) Gains (Col (h) gain minus col (k), but not less than -0-) or Losses (from col (h))
(i) F M V as of 12/31/69	(j) Adjusted basis as of 12/31/69	(k) Excess of col (i) over col (j), if any	
			-24,981
			-40,818
			72
			-49,413
			-7,052
			-2,600
			-10,242
			-3,188
			-20,572
			-8,774
			-10,779
			-1,029
			-12,719
			-11,668
			-10,187
			-2,602
			-2,327
			-7,615
			-13,314
			-3,874
			5,669
			2,858
			-12,516
			-20,004
			-11,492
			-25,379
			-6,733
			-23,758
			-2,156
			-20,007

Form 990PF Part IV - Capital Gains and Losses for Tax on Investment Income - Lines a - d

(a) List and describe the kind(s) of property sold (e g , real estate, 2-story brick warehouse, or common stock, 200 shs MLC Co)	(b) How acquired P—Purchase D—Donation	(c) Date acquired (mo , day, yr)	(d) Date sold (mo , day, yr)
144 ROYAL DUTCH SHELL PLC	P	2008-02-28	2009-03-24
231 ROYAL DUTCH SHELL PLC	P	2008-03-13	2009-03-24
347 ROYAL DUTCH SHELL PLC	P	2008-04-15	2009-03-24
481 ROYAL DUTCH SHELL PLC	P	2008-06-06	2009-03-24
3,364 ROYAL DSM N V SPON ADR	P	2008-04-28	2009-01-22
5,219 ROYAL DSM N V SPON ADR	P	2008-06-06	2009-01-22
3,267 ROYAL DSM N V SPON ADR	P	2008-07-01	2009-01-22
679 ROYAL BK SCOTLAND GR ADR	P	2007-10-29	2009-01-30
49 ROYAL BK SCOTLAND GR ADR	P	2007-11-07	2009-01-30
467 ROYAL BK SCOTLAND GR ADR	P	2007-11-27	2009-01-30
59 ROYAL BK SCOTLAND GR ADR	P	2007-12-11	2009-01-30
97 ROYAL BK SCOTLAND GR ADR	P	2008-01-09	2009-01-30
31 ROYAL BK SCOTLAND GR ADR	P	2008-01-10	2009-01-30
197 ROYAL BK SCOTLAND GR ADR	P	2008-04-15	2009-01-30
675 ROYAL BK SCOTLAND GR ADR	P	2008-06-13	2009-01-30
243 POSCO SPN ADR	P	2007-01-19	2008-06-13
595 POSCO SPN ADR	P	2007-01-19	2008-06-26
50 POSCO SPN ADR	P	2007-02-26	2008-06-26
24 POSCO SPN ADR	P	2007-02-28	2008-06-26
41 POSCO SPN ADR	P	2007-02-28	2008-07-18
79 POSCO SPN ADR	P	2007-04-19	2008-07-18
53 POSCO SPN ADR	P	2007-04-19	2008-07-21
402 POSCO SPN ADR	P	2008-04-15	2008-07-21
1,002 PETRO CANADA	P	2008-02-13	2009-01-21
148 PETRO CANADA	P	2008-02-13	2009-03-17
426 PETRO CANADA	P	2008-02-14	2009-03-17
290 PETRO CANADA	P	2008-04-15	2009-03-17
655 PETRO CANADA	P	2008-04-15	2009-03-24
212 PETRO CANADA	P	2008-05-07	2009-03-24
807 PETRO CANADA	P	2008-07-25	2009-03-24

Form 990PF Part IV - Capital Gains and Losses for Tax on Investment Income - Lines e - h

(e) Gross sales price	(f) Depreciation allowed (or allowable)	(g) Cost or other basis plus expense of sale	(h) Gain or (loss) (e) plus (f) minus (g)
6,657		10,549	-3,892
10,679		16,248	-5,569
16,042		25,647	-9,605
22,237		40,280	-18,043
20,064		44,368	-24,304
31,128		80,470	-49,342
19,486		47,368	-27,882
4,303		131,638	-127,335
310		8,363	-8,053
2,959		73,946	-70,987
374		10,302	-9,928
615		14,239	-13,624
196		4,359	-4,163
1,248		23,899	-22,651
4,277		61,768	-57,491
31,907		20,005	11,902
74,448		48,984	25,464
6,256		4,955	1,301
3,003		2,238	765
4,910		3,824	1,086
9,461		7,870	1,591
6,508		5,280	1,228
49,363		46,313	3,050
21,314		45,149	-23,835
2,927		6,669	-3,742
8,426		19,708	-11,282
5,736		14,190	-8,454
18,459		32,049	-13,590
5,974		11,522	-5,548
22,743		37,415	-14,672

Form 990PF Part IV - Capital Gains and Losses for Tax on Investment Income - Lines i - l

Complete only for assets showing gain in column (h) and owned by the foundation on 12/31/69			(l) Gains (Col (h) gain minus col (k), but not less than -0-) or Losses (from col (h))
(i) F M V as of 12/31/69	(j) Adjusted basis as of 12/31/69	(k) Excess of col (i) over col (j), if any	
			-3,892
			-5,569
			-9,605
			-18,043
			-24,304
			-49,342
			-27,882
			-127,335
			-8,053
			-70,987
			-9,928
			-13,624
			-4,163
			-22,651
			-57,491
			11,902
			25,464
			1,301
			765
			1,086
			1,591
			1,228
			3,050
			-23,835
			-3,742
			-11,282
			-8,454
			-13,590
			-5,548
			-14,672

Form 990PF Part IV – Capital Gains and Losses for Tax on Investment Income - Lines a - d

(a) List and describe the kind(s) of property sold (e g , real estate, 2-story brick warehouse, or common stock, 200 shs MLC Co)	(b) How acquired P—Purchase D—Donation	(c) Date acquired (mo , day, yr)	(d) Date sold (mo , day, yr)
791 ORIX CORPORATION SP ADR	P	2007-06-26	2009-01-22
420 ORIX CORPORATION SP ADR	P	2007-08-02	2009-01-22
129 ORIX CORPORATION SP ADR	P	2008-05-28	2009-01-22
324 ORIX CORPORATION SP ADR	P	2007-05-16	2008-04-15
8 ORIX CORPORATION SP ADR	P	2007-06-26	2008-04-15
579 NOVARTIS ADR	P	2008-09-08	2009-03-17
467 NOKIA CORP SPON ADR	P	2008-10-15	2009-03-17
337 NISSAN MTR LTD SPN ADR	P	2007-05-17	2009-01-30
380 NISSAN MTR LTD SPN ADR	P	2007-06-11	2009-01-30
1,724 NISSAN MTR LTD SPN ADR	P	2007-10-22	2009-01-30
298 NISSAN MTR LTD SPN ADR	P	2007-10-22	2009-02-05
2,328 NISSAN MTR LTD SPN ADR	P	2007-11-27	2009-02-05
385 NISSAN MTR LTD SPN ADR	P	2007-11-27	2009-03-17
1,870 NISSAN MTR LTD SPN ADR	P	2007-12-11	2009-03-17
307 NISSAN MTR LTD SPN ADR	P	2008-02-28	2009-03-17
473 NISSAN MTR LTD SPN ADR	P	2008-02-28	2009-03-24
2,938 NISSAN MTR LTD SPN ADR	P	2008-04-10	2009-03-24
1,506 NISSAN MTR LTD SPN ADR	P	2008-04-15	2009-03-24
856 NISSAN MTR LTD SPN ADR	P	2007-01-19	2008-05-07
895 NISSAN MTR LTD SPN ADR	P	2007-05-16	2008-05-07
2,934 NISSAN MTR LTD SPN ADR	P	2007-05-16	2008-09-08
1,446 NISSAN MTR LTD SPN ADR	P	2007-05-16	2008-12-05
114 NISSAN MTR LTD SPN ADR	P	2007-05-17	2008-12-05
610 NIPPON TELG&TEL SPDN ADR	P	2001-03-02	2008-09-08
700 NIPPON TELG&TEL SPDN ADR	P	2001-10-04	2008-09-08
750 NIPPON TELG&TEL SPDN ADR	P	2002-01-10	2008-09-08
1,095 NIPPON TELG&TEL SPDN ADR	P	2002-04-08	2008-09-08
2,305 NIPPON TELG&TEL SPDN ADR	P	2002-04-08	2008-11-13
87 NIPPON TELG&TEL SPDN ADR	P	2007-01-19	2008-11-13
1,204 NIPPON TELG&TEL SPDN ADR	P	2007-01-19	2009-03-17

Form 990PF Part IV - Capital Gains and Losses for Tax on Investment Income - Lines e - h

(e) Gross sales price	(f) Depreciation allowed (or allowable)	(g) Cost or other basis plus expense of sale	(h) Gain or (loss) (e) plus (f) minus (g)
17,753		102,404	-84,651
9,426		48,782	-39,356
2,895		11,572	-8,677
25,715		45,569	-19,854
635		1,036	-401
19,946		30,508	-10,562
4,231		7,829	-3,598
2,056		7,295	-5,239
2,318		8,320	-6,002
10,518		33,105	-22,587
1,859		5,722	-3,863
14,523		51,091	-36,568
2,468		8,449	-5,981
11,987		41,346	-29,359
1,968		5,718	-3,750
3,648		8,810	-5,162
22,662		47,522	-24,860
11,616		24,334	-12,718
15,722		20,988	-5,266
16,439		19,506	-3,067
44,147		63,945	-19,798
9,258		31,515	-22,257
730		2,468	-1,738
14,395		19,506	-5,111
16,519		17,838	-1,319
17,699		12,051	5,648
25,840		21,800	4,040
51,116		45,890	5,226
1,929		2,225	-296
23,191		30,786	-7,595

Form 990PF Part IV - Capital Gains and Losses for Tax on Investment Income - Lines i - l

Complete only for assets showing gain in column (h) and owned by the foundation on 12/31/69			(l) Gains (Col (h) gain minus col (k), but not less than -0-) or Losses (from col (h))
(i) F M V as of 12/31/69	(j) Adjusted basis as of 12/31/69	(k) Excess of col (i) over col (j), if any	
			-84,651
			-39,356
			-8,677
			-19,854
			-401
			-10,562
			-3,598
			-5,239
			-6,002
			-22,587
			-3,863
			-36,568
			-5,981
			-29,359
			-3,750
			-5,162
			-24,860
			-12,718
			-5,266
			-3,067
			-19,798
			-22,257
			-1,738
			-5,111
			-1,319
			5,648
			4,040
			5,226
			-296
			-7,595

Form 990PF Part IV – Capital Gains and Losses for Tax on Investment Income - Lines a - d

(a) List and describe the kind(s) of property sold (e g , real estate, 2-story brick warehouse, or common stock, 200 shs MLC Co)	(b) How acquired P—Purchase D—Donation	(c) Date acquired (mo , day, yr)	(d) Date sold (mo , day, yr)
765 NATL AUSTRALIA B ADR	P	2009-02-26	2009-03-17
1,982 NATL AUSTRALIA B ADR	P	2009-02-26	2009-03-24
445 MUENCHENER RUECK-UNSPON	P	2008-12-05	2009-03-17
2,598 MUENCHENER RUECK-UNSPON	P	2008-12-05	2009-03-24
1,503 MUENCHENER RUECK-UNSPON	P	2009-01-22	2009-03-24
74 MITSUI CO ADR	P	2008-09-08	2009-03-17
174 MITSUI CO ADR	P	2008-09-08	2009-03-24
850 MITSUBISHI UFJ FINL GRP	P	2001-10-04	2008-05-07
2,426 MITSUBISHI UFJ FINL GRP	P	2003-05-09	2008-05-07
2,144 MITSUBISHI UFJ FINL GRP	P	2003-05-09	2008-06-06
2,050 MITSUBISHI UFJ FINL GRP	P	2005-03-16	2008-06-06
1,450 MITSUBISHI UFJ FINL GRP	P	2006-11-15	2008-06-06
908 MITSUBISHI UFJ FINL GRP	P	2006-11-21	2008-06-06
1,322 MITSUBISHI UFJ FINL GRP	P	2006-11-21	2008-06-13
401 MITSUBISHI UFJ FINL GRP	P	2007-02-07	2008-06-13
1 MITSUBISHI UFJ FINL GRP	P	2007-03-19	2008-06-13
602 MITSUBISHI UFJ FINL GRP	P	2007-06-11	2008-06-13
3,282 MITSUBISHI UFJ FINL GRP	P	2007-06-26	2008-06-13
195 MITSUBISHI UFJ FINL GRP	P	2007-06-26	2008-07-18
818 MITSUBISHI UFJ FINL GRP	P	2007-06-26	2008-07-21
1,070 MITSUBISHI UFJ FINL GRP	P	2007-06-26	2008-09-08
2,771 MITSUBISHI UFJ FINL GRP	P	2007-08-09	2008-09-08
2,463 MITSUBISHI UFJ FINL GRP	P	2007-11-07	2008-09-08
1,666 MITSUBISHI UFJ FINL GRP	P	2007-12-06	2008-09-08
1,942 MITSUBISHI UFJ FINL GRP	P	2008-02-28	2008-09-08
235 MITSUBISHI CP SPNSRD ADR	P	2007-01-19	2008-04-15
10 MITSUBISHI CP SPNSRD ADR	P	2007-01-19	2008-04-16
121 MITSUBISHI CP SPNSRD ADR	P	2007-01-19	2008-04-17
538 MITSUBISHI CP SPNSRD ADR	P	2007-01-19	2009-03-17
858 MITSUBISHI CP SPNSRD ADR	P	2007-01-19	2009-03-24

Form 990PF Part IV - Capital Gains and Losses for Tax on Investment Income - Lines e - h

(e) Gross sales price	(f) Depreciation allowed (or allowable)	(g) Cost or other basis plus expense of sale	(h) Gain or (loss) (e) plus (f) minus (g)
8,078		8,761	-683
27,193		22,699	4,494
4,543		6,388	-1,845
32,890		37,292	-4,402
19,028		20,282	-1,254
12,430		22,964	-10,534
35,381		53,997	-18,616
9,330		7,145	2,185
26,628		9,602	17,026
22,947		8,486	14,461
21,941		18,843	3,098
15,519		18,014	-2,495
9,718		10,691	-973
12,662		15,566	-2,904
3,841		4,730	-889
10		11	-1
5,766		6,995	-1,229
31,435		36,607	-5,172
1,787		2,175	-388
7,583		9,124	-1,541
8,153		11,935	-3,782
21,115		27,741	-6,626
18,768		21,280	-2,512
12,695		18,104	-5,409
14,798		17,944	-3,146
16,567		8,695	7,872
700		370	330
8,345		4,477	3,868
12,191		19,906	-7,715
23,724		31,746	-8,022

Form 990PF Part IV - Capital Gains and Losses for Tax on Investment Income - Lines i - l

Complete only for assets showing gain in column (h) and owned by the foundation on 12/31/69			(l) Gains (Col (h) gain minus col (k), but not less than -0-) or Losses (from col (h))
(i) F M V as of 12/31/69	(j) Adjusted basis as of 12/31/69	(k) Excess of col (i) over col (j), if any	
			-683
			4,494
			-1,845
			-4,402
			-1,254
			-10,534
			-18,616
			2,185
			17,026
			14,461
			3,098
			-2,495
			-973
			-2,904
			-889
			-1
			-1,229
			-5,172
			-388
			-1,541
			-3,782
			-6,626
			-2,512
			-5,409
			-3,146
			7,872
			330
			3,868
			-7,715
			-8,022

Form 990PF Part IV - Capital Gains and Losses for Tax on Investment Income - Lines a - d

(a) List and describe the kind(s) of property sold (e g , real estate, 2-story brick warehouse, or common stock, 200 shs MLC Co)	(b) How acquired P—Purchase D—Donation	(c) Date acquired (mo , day, yr)	(d) Date sold (mo , day, yr)
484 MITSUBISHI CP SPNSRD ADR	P	2007-12-11	2009-03-24
329 MITSUBISHI CP SPNSRD ADR	P	2008-05-07	2009-03-24
575 LUKOIL SPONSORED ADR	P	2007-10-29	2009-03-17
171 LUKOIL SPONSORED ADR	P	2007-10-29	2009-03-24
240 LUKOIL SPONSORED ADR	P	2008-02-28	2009-03-24
633 LUKOIL SPONSORED ADR	P	2009-02-05	2009-03-24
132 LUKOIL SPONSORED ADR	P	2007-10-29	2008-04-15
35 LLOYDS BANKING GROUP PLC	P	2008-01-09	2009-02-05
233 LLOYDS BANKING GROUP PLC	P	2008-02-28	2009-02-05
817 LLOYDS BANKING GROUP PLC	P	2008-04-15	2009-02-05
497 LLOYDS BANKING GROUP PLC	P	2008-04-28	2009-02-05
227 LLOYDS BANKING GROUP PLC	P	2008-05-07	2009-02-05
1,062 LLOYDS BANKING GROUP PLC	P	2008-06-06	2009-02-05
1,083 LLOYDS BANKING GROUP PLC	P	2008-06-06	2009-03-24
1,642 LLOYDS BANKING GROUP PLC	P	2008-06-13	2009-03-24
480 LLOYDS BANKING GROUP PLC	P	2008-12-04	2009-03-24
1,645 LLOYDS BANKING GROUP PLC	P	2008-12-05	2009-03-24
4,458 KONINKLIJKE AHOLD NV ADR	P	2007-08-02	2009-01-30
1,733 KONINKLIJKE AHOLD NV ADR	P	2007-09-12	2009-01-30
39 KONINKLIJKE AHOLD NV ADR	P	2007-10-29	2009-01-30
2,246 KONINKLIJKE AHOLD NV ADR	P	2007-10-29	2009-03-09
1,378 KONINKLIJKE AHOLD NV ADR	P	2007-12-11	2009-03-24
652 KONINKLIJKE AHOLD NV ADR	P	2008-04-15	2009-03-24
924 KONINKLIJKE AHOLD NV ADR	P	2008-05-07	2009-03-24
118 KONINKLIJKE AHOLD NV ADR	P	2007-10-29	2009-03-24
372 KONINKL PHIL E NY SH NEW	P	2009-01-30	2009-03-17
1,872 KONINKL PHIL E NY SH NEW	P	2009-01-30	2009-03-24
1,155 KB FINL GROUP INC SPN AD	P	2007-04-12	2008-10-15
830 KB FINL GROUP INC SPN AD	P	2007-04-12	2009-03-24
54 KB FINL GROUP INC SPN AD	P	2007-04-19	2009-03-24

Form 990PF Part IV - Capital Gains and Losses for Tax on Investment Income - Lines e - h

(e) Gross sales price	(f) Depreciation allowed (or allowable)	(g) Cost or other basis plus expense of sale	(h) Gain or (loss) (e) plus (f) minus (g)
13,383		28,503	-15,120
9,097		21,842	-12,745
18,371		52,030	-33,659
6,737		15,473	-8,736
9,456		18,072	-8,616
24,940		19,623	5,317
11,684		11,944	-260
207		3,035	-2,828
1,378		19,075	-17,697
4,830		53,112	-48,282
2,938		31,782	-28,844
1,342		14,817	-13,475
6,279		46,812	-40,533
3,681		47,737	-44,056
5,580		65,570	-59,990
1,631		4,643	-3,012
5,591		15,621	-10,030
53,183		55,555	-2,372
20,674		24,674	-4,000
465		578	-113
22,685		33,290	-10,605
14,910		19,678	-4,768
7,055		9,617	-2,562
9,998		13,860	-3,862
1,277		1,749	-472
5,405		6,850	-1,445
30,796		34,470	-3,674
42,954		110,168	-67,214
21,006		79,168	-58,162
1,367		4,989	-3,622

Form 990PF Part IV - Capital Gains and Losses for Tax on Investment Income - Lines i - l

Complete only for assets showing gain in column (h) and owned by the foundation on 12/31/69			(l) Gains (Col (h) gain minus col (k), but not less than -0-) or Losses (from col (h))
(i) F M V as of 12/31/69	(j) Adjusted basis as of 12/31/69	(k) Excess of col (i) over col (j), if any	
			-15,120
			-12,745
			-33,659
			-8,736
			-8,616
			5,317
			-260
			-2,828
			-17,697
			-48,282
			-28,844
			-13,475
			-40,533
			-44,056
			-59,990
			-3,012
			-10,030
			-2,372
			-4,000
			-113
			-10,605
			-4,768
			-2,562
			-3,862
			-472
			-1,445
			-3,674
			-67,214
			-58,162
			-3,622

Form 990PF Part IV - Capital Gains and Losses for Tax on Investment Income - Lines a - d

(a) List and describe the kind(s) of property sold (e g , real estate, 2-story brick warehouse, or common stock, 200 shs MLC Co)	(b) How acquired P—Purchase D—Donation	(c) Date acquired (mo , day, yr)	(d) Date sold (mo , day, yr)
333 KB FINL GROUP INC SPN AD	P	2008-05-07	2009-03-24
285 KB FINL GROUP INC SPN AD	P	2009-02-10	2009-03-24
2,438 JSC MMC NORILSK NCKL ADR	P	2008-03-14	2009-03-24
892 JSC MMC NORILSK NCKL ADR	P	2008-05-07	2009-03-24
185 JSC MMC NORILSK NCKL ADR	P	2008-03-13	2009-03-24
1,092 INTESA SANPAOLO SPON ADR	P	2009-01-30	2009-03-24
1,088 INTESA SANPAOLO SPON ADR	P	2009-02-05	2009-03-24
1,145 ING GP NV SPSD ADR	P	2007-01-19	2008-04-10
3,225 ING GP NV SPSD ADR	P	2007-01-19	2008-09-08
3,326 ING GP NV SPSD ADR	P	2007-01-19	2009-03-24
153 ING GP NV SPSD ADR	P	2007-06-11	2009-03-24
697 ING GP NV SPSD ADR	P	2007-12-11	2009-03-24
752 ING GP NV SPSD ADR	P	2008-04-15	2009-03-24
634 ING GP NV SPSD ADR	P	2008-05-07	2009-03-24
335 ING GP NV SPSD ADR	P	2008-05-12	2009-03-24
1,293 HSBC HLDG PLC SP ADR	P	2008-10-20	2009-03-24
241 HSBC HLDG PLC SP ADR	P	2008-11-13	2009-03-24
951 HITACHI LTD 10 NEW ADR	P	2008-09-08	2009-03-24
9,136 HBOS PLC SPON ADR	P	2007-01-19	2008-08-04
1,419 HBOS PLC SPON ADR	P	2007-01-19	2008-08-15
367 HBOS PLC SPON ADR	P	2007-03-19	2008-10-20
334 HBOS PLC SPON ADR	P	2007-06-11	2008-10-20
582 HBOS PLC SPON ADR	P	2007-08-09	2008-10-20
1,030 HBOS PLC SPON ADR	P	2007-08-13	2008-10-20
1,086 HBOS PLC SPON ADR	P	2008-01-09	2008-10-20
3,222 HBOS PLC SPON ADR	P	2007-01-19	2008-10-20
777 GLAXOSMITHKLINE PLC ADR	P	2007-06-26	2009-02-05
517 GLAXOSMITHKLINE PLC ADR	P	2007-06-26	2009-03-17
107 GLAXOSMITHKLINE PLC ADR	P	2007-08-09	2009-03-17
275 GLAXOSMITHKLINE PLC ADR	P	2007-08-09	2009-03-24

Form 990PF Part IV - Capital Gains and Losses for Tax on Investment Income - Lines e - h

(e) Gross sales price	(f) Depreciation allowed (or allowable)	(g) Cost or other basis plus expense of sale	(h) Gain or (loss) (e) plus (f) minus (g)
8,428		21,864	-13,436
7,213		6,934	279
16,176		71,845	-55,669
5,918		24,435	-18,517
1,227		5,467	-4,240
17,909		20,857	-2,948
17,843		19,638	-1,795
44,190		50,647	-6,457
100,281		142,653	-42,372
20,935		147,121	-126,186
963		6,666	-5,703
4,387		27,416	-23,029
4,733		28,704	-23,971
3,991		24,368	-20,377
2,109		12,856	-10,747
37,474		91,287	-53,813
6,985		12,433	-5,448
26,514		70,888	-44,374
54,215		201,828	-147,613
7,934		31,348	-23,414
473		7,300	-6,827
430		6,952	-6,522
749		10,532	-9,783
1,326		18,287	-16,961
1,398		14,084	-12,686
4,149		69,367	-65,218
28,975		40,660	-11,685
14,673		27,055	-12,382
3,037		5,644	-2,607
8,129		14,506	-6,377

Form 990PF Part IV - Capital Gains and Losses for Tax on Investment Income - Lines i - l

Complete only for assets showing gain in column (h) and owned by the foundation on 12/31/69			(l) Gains (Col (h) gain minus col (k), but not less than -0-) or Losses (from col (h))
(i) F M V as of 12/31/69	(j) Adjusted basis as of 12/31/69	(k) Excess of col (i) over col (j), if any	
			-13,436
			279
			-55,669
			-18,517
			-4,240
			-2,948
			-1,795
			-6,457
			-42,372
			-126,186
			-5,703
			-23,029
			-23,971
			-20,377
			-10,747
			-53,813
			-5,448
			-44,374
			-147,613
			-23,414
			-6,827
			-6,522
			-9,783
			-16,961
			-12,686
			-65,218
			-11,685
			-12,382
			-2,607
			-6,377

Form 990PF Part IV - Capital Gains and Losses for Tax on Investment Income - Lines a - d

(a) List and describe the kind(s) of property sold (e g , real estate, 2-story brick warehouse, or common stock, 200 shs MLC Co)	(b) How acquired P—Purchase D—Donation	(c) Date acquired (mo , day, yr)	(d) Date sold (mo , day, yr)
543 GLAXOSMITHKLINE PLC ADR	P	2007-12-11	2009-03-24
426 GLAXOSMITHKLINE PLC ADR	P	2008-04-10	2009-03-24
270 GLAXOSMITHKLINE PLC ADR	P	2008-04-15	2009-03-24
538 GLAXOSMITHKLINE PLC ADR	P	2008-06-30	2009-03-24
1,925 FUJITSU LTD NEW ADR	P	2008-12-05	2009-03-24
662 FRANCE TELECOM ADR	P	2007-06-08	2009-03-17
163 FRANCE TELECOM ADR	P	2007-12-11	2009-03-17
498 FRANCE TELECOM ADR	P	2008-05-07	2009-03-24
1,066 FRANCE TELECOM ADR	P	2009-02-26	2009-03-24
98 FRANCE TELECOM ADR	P	2007-12-11	2009-03-24
950 FRANCE TELECOM ADR	P	2007-06-08	2008-12-04
406 FRANCE TELECOM ADR	P	2007-06-08	2008-12-05
1,047 FORTIS (NL)-SPONS ADR	P	2007-11-01	2008-10-20
372 FORTIS (NL)-SPONS ADR	P	2008-02-28	2008-10-20
1,530 FORTIS (NL)-SPONS ADR	P	2008-04-28	2008-10-20
347 FORTIS (NL)-SPONS ADR	P	2008-05-07	2008-10-20
6,601 FORTIS (NL)-SPONS ADR	P	2007-01-19	2008-10-20
262 FORTIS (NL)-SPONS ADR	P	2007-06-11	2008-10-20
694 FORTIS (NL)-SPONS ADR	P	2008-06-04	2008-10-20
575 EUROPEAN AERONAUTIC	P	2008-12-05	2009-03-04
456 EUROPEAN AERONAUTIC	P	2008-12-05	2009-03-17
923 EUROPEAN AERONAUTIC	P	2009-01-22	2009-03-24
282 EUROPEAN AERONAUTIC	P	2008-12-05	2009-03-24
2,567 ERICSSON LM TEL CL B ADR	P	2008-10-15	2009-03-17
4,589 ERICSSON LM TEL CL B ADR	P	2008-10-15	2009-03-24
355 ENI S P A SPONSORED ADR	P	2007-01-19	2009-02-05
341 ENI S P A SPONSORED ADR	P	2007-01-19	2009-03-17
1,083 ENI S P A SPONSORED ADR	P	2007-01-19	2009-03-24
258 ENI S P A SPONSORED ADR	P	2008-04-15	2009-03-24
254 ENI S P A SPONSORED ADR	P	2007-01-19	2008-06-26

Form 990PF Part IV - Capital Gains and Losses for Tax on Investment Income - Lines e - h

(e) Gross sales price	(f) Depreciation allowed (or allowable)	(g) Cost or other basis plus expense of sale	(h) Gain or (loss) (e) plus (f) minus (g)
16,052		28,485	-12,433
12,593		18,741	-6,148
7,982		11,397	-3,415
15,904		23,826	-7,922
34,842		41,363	-6,521
14,187		18,801	-4,614
3,493		5,793	-2,300
11,691		15,686	-3,995
25,025		23,839	1,186
2,301		3,483	-1,182
24,152		26,981	-2,829
10,236		11,531	-1,295
1,360		32,688	-31,328
483		8,500	-8,017
1,987		41,611	-39,624
451		9,213	-8,762
8,574		243,893	-235,319
340		9,365	-9,025
901		16,451	-15,550
7,768		8,412	-644
5,882		6,671	-789
11,517		15,702	-4,185
3,519		4,126	-607
19,381		17,776	1,605
37,630		31,778	5,852
15,897		22,791	-6,894
11,133		21,892	-10,759
42,804		69,529	-26,725
10,197		18,849	-8,652
18,672		16,307	2,365

Form 990PF Part IV - Capital Gains and Losses for Tax on Investment Income - Lines i - l

Complete only for assets showing gain in column (h) and owned by the foundation on 12/31/69			(l) Gains (Col (h) gain minus col (k), but not less than -0-) or Losses (from col (h))
(i) F M V as of 12/31/69	(j) Adjusted basis as of 12/31/69	(k) Excess of col (i) over col (j), if any	
			-12,433
			-6,148
			-3,415
			-7,922
			-6,521
			-4,614
			-2,300
			-3,995
			1,186
			-1,182
			-2,829
			-1,295
			-31,328
			-8,017
			-39,624
			-8,762
			-235,319
			-9,025
			-15,550
			-644
			-789
			-4,185
			-607
			1,605
			5,852
			-6,894
			-10,759
			-26,725
			-8,652
			2,365

Form 990PF Part IV - Capital Gains and Losses for Tax on Investment Income - Lines a - d

(a) List and describe the kind(s) of property sold (e g , real estate, 2-story brick warehouse, or common stock, 200 shs MLC Co)	(b) How acquired P—Purchase D—Donation	(c) Date acquired (mo , day, yr)	(d) Date sold (mo , day, yr)
857 ENI S P A SPONSORED ADR	P	2007-01-19	2008-12-04
857 EAST JAPAN RY CO ADR	P	2008-12-05	2009-03-17
683 EAST JAPAN RY CO ADR	P	2008-12-05	2009-03-24
2,399 EAST JAPAN RY CO ADR	P	2009-02-05	2009-03-24
180 E ON AG ADR	P	2007-01-19	2009-02-05
1,036 E ON AG ADR	P	2007-01-19	2009-03-17
858 E ON AG ADR	P	2007-01-19	2009-03-24
173 E ON AG ADR	P	2007-02-28	2009-03-24
220 E ON AG ADR	P	2007-03-07	2009-03-24
250 E ON AG ADR	P	2007-05-17	2009-03-24
139 E ON AG ADR	P	2007-12-11	2009-03-24
199 E ON AG ADR	P	2008-02-28	2009-03-24
2,153 DEUTSCHE TELE AG SPN ADR	P	2008-06-26	2009-03-17
366 DEUTSCHE TELE AG SPN ADR	P	2008-06-26	2009-03-24
395 DEUTSCHE TELE AG SPN ADR	P	2008-07-18	2009-03-24
1,606 DEUTSCHE TELE AG SPN ADR	P	2008-07-21	2009-03-24
681 DEUTSCHE BK AG REG SHS	P	2007-08-02	2009-02-05
374 DEUTSCHE BK AG REG SHS	P	2007-11-27	2009-02-05
84 DEUTSCHE BK AG REG SHS	P	2007-12-06	2009-03-17
148 DEUTSCHE BK AG REG SHS	P	2008-01-09	2009-03-17
141 DEUTSCHE BK AG REG SHS	P	2008-02-28	2009-03-17
90 DEUTSCHE BK AG REG SHS	P	2008-04-15	2009-03-17
270 DEUTSCHE BK AG REG SHS	P	2007-11-27	2009-03-17
249 DEUTSCHE BK AG REG SHS	P	2008-05-07	2009-03-17
205 DEUTSCHE BK AG REG SHS	P	2008-06-13	2009-03-17
365 DEUTSCHE BK AG REG SHS	P	2008-06-13	2009-03-24
1,284 DEUTSCHE BK AG REG SHS	P	2008-11-13	2009-03-24
160 DELHAIZE GROUP SPONS ADR	P	2008-12-04	2009-03-17
38 DELHAIZE GROUP SPONS ADR	P	2008-12-05	2009-03-17
129 DELHAIZE GROUP SPONS ADR	P	2008-12-05	2009-03-24

Form 990PF Part IV - Capital Gains and Losses for Tax on Investment Income - Lines e - h

(e) Gross sales price	(f) Depreciation allowed (or allowable)	(g) Cost or other basis plus expense of sale	(h) Gain or (loss) (e) plus (f) minus (g)
36,134		55,020	-18,886
7,541		10,914	-3,373
6,113		8,698	-2,585
21,471		25,783	-4,312
6,057		7,777	-1,720
25,858		44,760	-18,902
24,813		37,070	-12,257
5,003		7,568	-2,565
6,362		9,511	-3,149
7,230		12,482	-5,252
4,020		9,576	-5,556
5,755		12,607	-6,852
24,802		35,169	-10,367
4,631		5,979	-1,348
4,998		6,875	-1,877
20,319		28,192	-7,873
18,088		93,847	-75,759
9,934		47,042	-37,108
2,003		11,036	-9,033
3,528		18,407	-14,879
3,362		16,288	-12,926
2,146		10,328	-8,182
6,437		33,961	-27,524
5,936		29,729	-23,793
4,887		19,578	-14,691
15,495		34,858	-19,363
54,509		40,906	13,603
8,821		9,289	-468
2,095		2,289	-194
8,331		7,771	560

Form 990PF Part IV - Capital Gains and Losses for Tax on Investment Income - Lines i - l

Complete only for assets showing gain in column (h) and owned by the foundation on 12/31/69			(l) Gains (Col (h) gain minus col (k), but not less than -0-) or Losses (from col (h))
(i) F M V as of 12/31/69	(j) Adjusted basis as of 12/31/69	(k) Excess of col (i) over col (j), if any	
			-18,886
			-3,373
			-2,585
			-4,312
			-1,720
			-18,902
			-12,257
			-2,565
			-3,149
			-5,252
			-5,556
			-6,852
			-10,367
			-1,348
			-1,877
			-7,873
			-75,759
			-37,108
			-9,033
			-14,879
			-12,926
			-8,182
			-27,524
			-23,793
			-14,691
			-19,363
			13,603
			-468
			-194
			560

Form 990PF Part IV - Capital Gains and Losses for Tax on Investment Income - Lines a - d

(a) List and describe the kind(s) of property sold (e g , real estate, 2-story brick warehouse, or common stock, 200 shs MLC Co)	(b) How acquired P—Purchase D—Donation	(c) Date acquired (mo , day, yr)	(d) Date sold (mo , day, yr)
237 DELHAIZE GROUP SPONS ADR	P	2009-02-05	2009-03-24
125 DELHAIZE GROUP SPONS ADR	P	2009-02-26	2009-03-24
221 DAIMLER A	P	2008-04-15	2008-09-08
512 DAIMLER A	P	2007-01-19	2008-09-08
455 CREDIT SUISSE GP SP ADR	P	2007-01-19	2008-12-04
1,235 CREDIT SUISSE GP SP ADR	P	2007-01-19	2009-02-05
670 CREDIT SUISSE GP SP ADR	P	2007-01-19	2009-03-17
678 CREDIT SUISSE GP SP ADR	P	2007-01-19	2009-03-24
134 CREDIT SUISSE GP SP ADR	P	2007-06-11	2009-03-24
326 CREDIT SUISSE GP SP ADR	P	2007-11-07	2009-03-24
192 CREDIT SUISSE GP SP ADR	P	2008-02-28	2009-03-24
343 CREDIT SUISSE GP SP ADR	P	2008-05-09	2009-03-24
1,577 CRDT AGRICOLE SA SHS ADR	P	2009-01-22	2009-03-17
7,694 CRDT AGRICOLE SA SHS ADR	P	2009-01-22	2009-03-24
1,335 COM VALE DO RIO DOCE SPO	P	2008-01-09	2009-02-25
654 COM VALE DO RIO DOCE SPO	P	2008-01-09	2009-03-17
1,174 COM VALE DO RIO DOCE SPO	P	2008-01-09	2009-03-24
2,089 CIE GENERALE DES	P	2009-01-22	2009-02-26
2,961 CHINA UNICOM HONG KONG	P	2007-01-19	2008-12-04
344 CHINA UNICOM HONG KONG	P	2008-02-28	2008-12-04
956 CHINA UNICOM HONG KONG	P	2008-02-28	2008-12-05
606 CHINA UNICOM HONG KONG	P	2008-04-15	2008-12-05
380 CHINA PETE CHEM SPN ADR	P	2007-03-22	2009-03-17
300 CHINA PETE CHEM SPN ADR	P	2007-03-22	2009-03-24
144 CHINA PETE CHEM SPN ADR	P	2008-02-28	2009-03-24
203 CHINA PETE CHEM SPN ADR	P	2008-04-15	2009-03-24
293 CHINA NETCOM GROUP SP AD	P	2007-01-19	2008-05-07
959 CENTRICA PLC	P	2009-02-05	2009-03-17
596 CENTRICA PLC	P	2009-02-05	2009-03-24
1,190 CENTRICA PLC	P	2009-02-26	2009-03-24

Form 990PF Part IV - Capital Gains and Losses for Tax on Investment Income - Lines e - h

(e) Gross sales price	(f) Depreciation allowed (or allowable)	(g) Cost or other basis plus expense of sale	(h) Gain or (loss) (e) plus (f) minus (g)
15,306		15,079	227
8,073		7,381	692
12,762		17,276	-4,514
29,566		32,510	-2,944
11,247		31,300	-20,053
33,989		84,957	-50,968
14,057		46,090	-32,033
21,479		46,640	-25,161
4,245		9,698	-5,453
10,328		19,866	-9,538
6,083		9,807	-3,724
10,866		18,543	-7,677
6,387		7,955	-1,568
46,087		38,812	7,275
14,966		36,144	-21,178
7,384		17,707	-10,323
14,323		31,785	-17,462
14,437		18,051	-3,614
34,487		46,795	-12,308
4,007		7,293	-3,286
11,308		20,269	-8,961
7,168		11,198	-4,030
18,443		30,643	-12,200
17,129		24,192	-7,063
8,222		16,378	-8,156
11,591		17,803	-6,212
18,875		13,962	4,913
13,503		15,760	-2,257
8,425		9,794	-1,369
16,821		18,087	-1,266

Form 990PF Part IV - Capital Gains and Losses for Tax on Investment Income - Lines i - l

Complete only for assets showing gain in column (h) and owned by the foundation on 12/31/69			(l) Gains (Col (h) gain minus col (k), but not less than -0-) or Losses (from col (h))
(i) F M V as of 12/31/69	(j) Adjusted basis as of 12/31/69	(k) Excess of col (i) over col (j), if any	
			227
			692
			-4,514
			-2,944
			-20,053
			-50,968
			-32,033
			-25,161
			-5,453
			-9,538
			-3,724
			-7,677
			-1,568
			7,275
			-21,178
			-10,323
			-17,462
			-3,614
			-12,308
			-3,286
			-8,961
			-4,030
			-12,200
			-7,063
			-8,156
			-6,212
			4,913
			-2,257
			-1,369
			-1,266

Form 990PF Part IV - Capital Gains and Losses for Tax on Investment Income - Lines a - d

(a) List and describe the kind(s) of property sold (e g , real estate, 2-story brick warehouse, or common stock, 200 shs MLC Co)	(b) How acquired P—Purchase D—Donation	(c) Date acquired (mo , day, yr)	(d) Date sold (mo , day, yr)
1,115 CELESIO AG SHS	P	2009-02-05	2009-03-17
2,736 CELESIO AG SHS	P	2009-02-05	2009-03-24
471 CANON INC ADR REP5SH	P	2008-12-04	2009-03-17
238 CANON INC ADR REP5SH	P	2008-12-04	2009-03-24
718 CANON INC ADR REP5SH	P	2009-02-05	2009-03-24
351 BP PLC SPON ADR	P	2008-10-14	2009-02-05
335 BP PLC SPON ADR	P	2008-10-14	2009-03-17
325 BRITISH AMN TOBACO SPADR	P	2007-06-26	2008-09-08
695 BRITISH AMN TOBACO SPADR	P	2007-06-26	2008-09-09
701 BNP PARIBAS SPONSORD ADR	P	2007-01-19	2008-06-18
382 BNP PARIBAS SPONSORD ADR	P	2007-01-19	2008-06-26
485 BNP PARIBAS SPONSORD ADR	P	2007-01-19	2008-12-05
871 BNP PARIBAS SPONSORD ADR	P	2007-01-19	2009-02-05
1,020 BNP PARIBAS SPONSORD ADR	P	2007-01-19	2009-03-17
1,002 BNP PARIBAS SPONSORD ADR	P	2007-01-19	2009-03-24
27 BNP PARIBAS SPONSORD ADR	P	2007-02-07	2009-03-24
88 BNP PARIBAS SPONSORD ADR	P	2007-02-26	2009-03-24
707 BNP PARIBAS SPONSORD ADR	P	2007-05-16	2009-03-24
140 BNP PARIBAS SPONSORD ADR	P	2007-05-17	2009-03-24
387 BNP PARIBAS SPONSORD ADR	P	2007-06-11	2009-03-24
377 BHP BILLITON PLC SP ADR	P	2007-06-08	2009-02-05
148 BHP BILLITON PLC SP ADR	P	2007-06-08	2009-02-26
450 BHP BILLITON PLC SP ADR	P	2007-08-09	2009-02-26
55 BHP BILLITON PLC SP ADR	P	2007-08-13	2009-02-26
150 BHP BILLITON PLC SP ADR	P	2007-08-13	2009-03-17
219 BHP BILLITON PLC SP ADR	P	2008-12-04	2009-03-17
677 BHP BILLITON PLC SP ADR	P	2008-12-04	2009-03-24
535 BCE INC	P	2009-01-30	2009-03-17
483 BCE INC	P	2009-01-30	2009-03-24
845 BCE INC	P	2009-02-26	2009-03-24

Form 990PF Part IV - Capital Gains and Losses for Tax on Investment Income - Lines e - h

(e) Gross sales price	(f) Depreciation allowed (or allowable)	(g) Cost or other basis plus expense of sale	(h) Gain or (loss) (e) plus (f) minus (g)
4,248		5,185	-937
10,151		12,722	-2,571
10,295		13,093	-2,798
6,888		6,616	272
20,780		19,859	921
15,543		16,728	-1,185
11,584		15,965	-4,381
21,332		22,119	-787
46,034		47,301	-1,267
33,802		38,343	-4,541
17,652		20,895	-3,243
12,327		26,529	-14,202
15,678		47,642	-31,964
14,443		55,792	-41,349
22,098		54,808	-32,710
595		1,535	-940
1,941		4,783	-2,842
15,592		44,858	-29,266
3,088		8,771	-5,683
8,535		23,195	-14,660
14,228		19,031	-4,803
4,860		7,471	-2,611
14,777		24,613	-9,836
1,806		2,991	-1,185
4,633		8,157	-3,524
6,764		6,781	-17
28,490		20,962	7,528
10,138		10,894	-756
9,375		9,835	-460
16,401		17,013	-612

Form 990PF Part IV - Capital Gains and Losses for Tax on Investment Income - Lines i - l

Complete only for assets showing gain in column (h) and owned by the foundation on 12/31/69			(l) Gains (Col (h) gain minus col (k), but not less than -0-) or Losses (from col (h))
(i) F M V as of 12/31/69	(j) Adjusted basis as of 12/31/69	(k) Excess of col (i) over col (j), if any	
			-937
			-2,571
			-2,798
			272
			921
			-1,185
			-4,381
			-787
			-1,267
			-4,541
			-3,243
			-14,202
			-31,964
			-41,349
			-32,710
			-940
			-2,842
			-29,266
			-5,683
			-14,660
			-4,803
			-2,611
			-9,836
			-1,185
			-3,524
			-17
			7,528
			-756
			-460
			-612

Form 990PF Part IV – Capital Gains and Losses for Tax on Investment Income - Lines a - d

(a) List and describe the kind(s) of property sold (e g , real estate, 2-story brick warehouse, or common stock, 200 shs MLC Co)	(b) How acquired P—Purchase D—Donation	(c) Date acquired (mo , day, yr)	(d) Date sold (mo , day, yr)
74 BAYER AG SP ADR	P	2009-01-22	2009-03-17
277 BAYER AG SP ADR	P	2009-01-22	2009-03-24
430 BAYER AG SP ADR	P	2009-02-05	2009-03-24
841 BASF SE SPONSORED ADR	P	2007-01-19	2008-10-15
637 BASF SE SPONSORED ADR	P	2007-01-19	2008-12-05
928 BASF SE SPONSORED ADR	P	2007-01-19	2009-02-05
359 BASF SE SPONSORED ADR	P	2007-01-19	2009-02-26
859 BASF SE SPONSORED ADR	P	2007-01-19	2009-03-17
992 BASF SE SPONSORED ADR	P	2007-01-19	2009-03-24
296 BASF SE SPONSORED ADR	P	2008-04-15	2009-03-24
246 BASF SE SPONSORED ADR	P	2008-05-07	2009-03-24
1,521 BARCLAYS PLC ADR RTS	P	2008-07-09	2008-07-25
4,096 BARCLAYS PLC ADR	P	2007-01-19	2009-02-26
93 BARCLAYS PLC ADR	P	2007-03-19	2009-02-26
425 BARCLAYS PLC ADR	P	2007-05-17	2009-02-26
254 BARCLAYS PLC ADR	P	2007-11-07	2009-02-26
436 BARCLAYS PLC ADR	P	2008-04-15	2009-02-26
241 BARCLAYS PLC ADR	P	2008-06-13	2009-02-26
1,554 BARCLAYS PLC ADR	P	2008-06-13	2009-03-24
2,370 BARCLAYS PLC ADR	P	2008-11-13	2009-03-24
1,917 BAE SYS PLC SPN ADR	P	2007-01-19	2008-04-28
1,006 BAE SYS PLC SPN ADR	P	2007-01-19	2008-07-10
2,050 BAE SYS PLC SPN ADR	P	2007-01-19	2008-10-15
375 BAE SYS PLC SPN ADR	P	2008-04-15	2008-10-15
715 AUST NW Z B G ADR	P	2008-12-05	2009-03-17
1,481 AUST NW Z B G ADR	P	2008-12-05	2009-03-24
1,361 AUST NW Z B G ADR	P	2009-01-22	2009-03-24
3,426 AU OPTRONICS CORP ADR	P	2007-01-19	2008-04-28
2,192 AU OPTRONICS CORP ADR	P	2007-01-19	2008-06-06
924 AU OPTRONICS CORP ADR	P	2008-04-15	2008-06-06

Form 990PF Part IV - Capital Gains and Losses for Tax on Investment Income - Lines e - h

(e) Gross sales price	(f) Depreciation allowed (or allowable)	(g) Cost or other basis plus expense of sale	(h) Gain or (loss) (e) plus (f) minus (g)
3,293		4,114	-821
14,436		15,400	-964
22,410		23,719	-1,309
31,487		40,130	-8,643
18,246		30,396	-12,150
28,768		44,281	-15,513
10,285		17,130	-6,845
22,239		40,989	-18,750
32,865		47,335	-14,470
9,806		21,192	-11,386
8,150		17,122	-8,972
26,637		243,360	-216,723
605		4,974	-4,369
2,764		24,017	-21,253
1,652		10,782	-9,130
2,835		15,512	-12,677
1,567		5,976	-4,409
10,769		38,534	-27,765
16,423		23,047	-6,624
71,540		65,849	5,691
34,400		34,556	-156
50,746		70,418	-19,672
9,283		14,250	-4,967
5,584		6,693	-1,109
15,847		13,864	1,983
14,563		12,014	2,549
67,928		44,804	23,124
39,846		28,666	11,180
16,796		16,290	506

Form 990PF Part IV - Capital Gains and Losses for Tax on Investment Income - Lines i - l

Complete only for assets showing gain in column (h) and owned by the foundation on 12/31/69			(l) Gains (Col (h) gain minus col (k), but not less than -0-) or Losses (from col (h))
(i) F M V as of 12/31/69	(j) Adjusted basis as of 12/31/69	(k) Excess of col (i) over col (j), if any	
			-821
			-964
			-1,309
			-8,643
			-12,150
			-15,513
			-6,845
			-18,750
			-14,470
			-11,386
			-8,972
			-216,723
			-4,369
			-21,253
			-9,130
			-12,677
			-4,409
			-27,765
			-6,624
			5,691
			-156
			-19,672
			-4,967
			-1,109
			1,983
			2,549
			23,124
			11,180
			506

Form 990PF Part IV - Capital Gains and Losses for Tax on Investment Income - Lines a - d

(a) List and describe the kind(s) of property sold (e g , real estate, 2-story brick warehouse, or common stock, 200 shs MLC Co)	(b) How acquired P—Purchase D—Donation	(c) Date acquired (mo , day, yr)	(d) Date sold (mo , day, yr)
1,483 AU OPTRONICS CORP ADR	P	2008-12-04	2009-03-17
3,428 AU OPTRONICS CORP ADR	P	2008-12-04	2009-03-24
622 ASTRAZENECA PLC SPND ADR	P	2007-01-19	2008-05-07
737 ASTRAZENECA PLC SPND ADR	P	2007-01-19	2008-06-06
254 ASTRAZENECA PLC SPND ADR	P	2007-05-17	2008-06-06
494 ASTRAZENECA PLC SPND ADR	P	2007-06-11	2008-06-06
98 ARCELORMITTAL SA,	P	2007-01-19	2008-04-16
687 ARCELORMITTAL SA,	P	2007-01-19	2008-06-06
804 ARCELORMITTAL SA,	P	2007-01-19	2009-02-05
655 ARCELORMITTAL SA,	P	2007-01-19	2009-03-17
364 ARCELORMITTAL SA,	P	2007-01-19	2009-03-24
219 ARCELORMITTAL SA,	P	2007-05-17	2009-03-24
164 ARCELORMITTAL SA,	P	2007-08-09	2009-03-24
128 ARCELORMITTAL SA,	P	2008-04-15	2009-03-24
237 ARCELORMITTAL SA,	P	2008-05-07	2009-03-24
478 ARCELORMITTAL SA,	P	2008-08-04	2009-03-24
598 ARCELORMITTAL SA,	P	2008-09-12	2009-03-24
370 AMCOR LTD AUS ADR NEW	P	2008-07-18	2009-03-17
667 AMCOR LTD AUS ADR NEW	P	2008-07-21	2009-03-17
860 AMCOR LTD AUS ADR NEW	P	2008-07-21	2009-03-24
867 AMCOR LTD AUS ADR NEW	P	2008-12-05	2009-03-24
2,445 ALLIANZ SE SPD ADR	P	2007-01-19	2008-04-10
3,588 ALLIANZ SE SPD ADR	P	2007-01-19	2008-10-15
2,683 ALLIANZ SE SPD ADR	P	2007-01-19	2009-02-05
241 ALLIANZ SE SPD ADR	P	2007-02-22	2009-02-05
1,901 ALLIANZ SE SPD ADR	P	2007-02-22	2009-03-17
235 ALLIANZ SE SPD ADR	P	2007-02-26	2009-03-17
1,593 ALLIANZ SE SPD ADR	P	2007-03-22	2009-03-17
1,564 ALLIANZ SE SPD ADR	P	2007-03-22	2009-03-24
2,057 ALLIANZ SE SPD ADR	P	2007-05-16	2009-03-24

Form 990PF Part IV - Capital Gains and Losses for Tax on Investment Income - Lines e - h

(e) Gross sales price	(f) Depreciation allowed (or allowable)	(g) Cost or other basis plus expense of sale	(h) Gain or (loss) (e) plus (f) minus (g)
10,796		8,884	1,912
28,675		20,536	8,139
25,566		35,311	-9,745
31,410		41,840	-10,430
10,825		13,777	-2,952
21,054		25,685	-4,631
8,600		4,095	4,505
71,419		28,710	42,709
21,472		33,599	-12,127
11,757		27,373	-15,616
7,509		15,212	-7,703
4,518		12,648	-8,130
3,383		9,890	-6,507
2,641		10,766	-8,125
4,889		22,299	-17,410
9,861		39,099	-29,238
12,337		38,896	-26,559
3,589		7,569	-3,980
6,470		14,090	-7,620
10,836		18,167	-7,331
10,924		12,882	-1,958
49,095		48,240	855
38,531		70,791	-32,260
23,253		52,936	-29,683
2,089		5,119	-3,030
11,484		40,382	-28,898
1,420		5,237	-3,817
9,623		33,156	-23,533
13,756		32,552	-18,796
18,092		44,836	-26,744

Form 990PF Part IV - Capital Gains and Losses for Tax on Investment Income - Lines i - l

Complete only for assets showing gain in column (h) and owned by the foundation on 12/31/69			(l) Gains (Col (h) gain minus col (k), but not less than -0-) or Losses (from col (h))
(i) F M V as of 12/31/69	(j) Adjusted basis as of 12/31/69	(k) Excess of col (i) over col (j), if any	
			1,912
			8,139
			-9,745
			-10,430
			-2,952
			-4,631
			4,505
			42,709
			-12,127
			-15,616
			-7,703
			-8,130
			-6,507
			-8,125
			-17,410
			-29,238
			-26,559
			-3,980
			-7,620
			-7,331
			-1,958
			855
			-32,260
			-29,683
			-3,030
			-28,898
			-3,817
			-23,533
			-18,796
			-26,744

Form 990PF Part IV - Capital Gains and Losses for Tax on Investment Income - Lines a - d

(a) List and describe the kind(s) of property sold (e g , real estate, 2-story brick warehouse, or common stock, 200 shs MLC Co)	(b) How acquired P—Purchase D—Donation	(c) Date acquired (mo , day, yr)	(d) Date sold (mo , day, yr)
700 ALLIANZ SE SPD ADR	P	2007-05-17	2009-03-24
871 ALLIANZ SE SPD ADR	P	2008-02-28	2009-03-24
1,426 ALLIANZ SE SPD ADR	P	2008-04-15	2009-03-24
1,277 ALLIANZ SE SPD ADR	P	2008-05-07	2009-03-24
1,645 AIR FRANCE KLM SPON ADR	P	2007-01-19	2008-12-05
4,659 PIMCO TOTAL RTN FD CL A	P	2008-01-31	2008-05-02
4,758 PIMCO TOTAL RTN FD CL A	P	2007-12-31	2008-05-02
4,377 PIMCO TOTAL RTN FD CL A	P	2007-11-30	2008-05-02
5,084 PIMCO TOTAL RTN FD CL A	P	2008-02-29	2008-05-02
4,341 PIMCO TOTAL RTN FD CL A	P	2008-03-31	2008-05-02
4,785 PIMCO TOTAL RTN FD CL A	P	2008-04-30	2008-05-02
1,312 PIMCO TOTAL RTN FD CL A	P	2008-05-30	2008-07-08
3,561 PIMCO TOTAL RTN FD CL A	P	2008-05-30	2008-07-30
4,800 PIMCO TOTAL RTN FD CL A	P	2008-06-30	2008-07-30
4,726 PIMCO TOTAL RTN FD CL A	P	2008-07-31	2008-07-30
329 PIMCO TOTAL RTN FD CL A	P	1999-05-07	2008-08-05
4,367 PIMCO TOTAL RTN FD CL A	P	2008-09-30	2008-10-29
4,372 PIMCO TOTAL RTN FD CL A	P	2008-08-29	2008-10-29
322 PIMCO TOTAL RTN FD CL A	P	2008-10-31	2008-11-12
4,907 PIMCO TOTAL RTN FD CL A	P	2008-10-31	2008-11-24
11,373 PIMCO TOTAL RETURN FD	P	1999-05-07	2008-05-02
18,819 PIMCO TOTAL RETURN FD	P	1999-05-07	2008-07-30
2,233 PIMCO TOTAL RETURN FD	P	1999-05-07	2008-10-29
26,020 PIMCO TOTAL RETURN FD	P	1999-05-11	2008-10-29
71,257 PIMCO TOTAL RETURN FD	P	1999-05-11	2008-11-24
97,657 PIMCO TOTAL RETURN FD	P	1999-05-14	2008-11-24
134,313 PIMCO TOTAL RETURN FD	P	1999-05-27	2008-11-24
1 PIMCO TOTAL RETURN FD	P	1999-06-02	2008-11-24
2,203 PIMCO TOTAL RETURN FD	P	1999-06-02	2008-11-24
3,955 PIMCO TOTAL RETURN FD	P	1999-07-02	2008-11-24

Form 990PF Part IV - Capital Gains and Losses for Tax on Investment Income - Lines e - h

(e) Gross sales price	(f) Depreciation allowed (or allowable)	(g) Cost or other basis plus expense of sale	(h) Gain or (loss) (e) plus (f) minus (g)
6,157		15,176	-9,019
7,661		16,096	-8,435
12,542		28,406	-15,864
11,232		25,872	-14,640
19,964		74,278	-54,314
51,507		51,249	258
52,602		50,863	1,739
48,390		47,096	1,294
56,206		55,771	435
47,992		47,360	632
52,901		52,204	697
14,000		14,130	-130
38,541		38,352	189
51,951		51,024	927
51,151		50,096	1,055
3,480		3,385	95
44,986		44,893	93
45,038		46,606	-1,568
3,367		3,265	102
120,315		49,757	70,558
120,399		117,028	3,371
195,603		193,648	1,955
22,531		22,978	-447
262,544		267,486	-4,942
721,848		732,522	-10,674
989,285		1,000,008	-10,723
1,360,618		1,369,993	-9,375
10		10	
22,317		22,471	-154
40,065		40,064	1

Form 990PF Part IV - Capital Gains and Losses for Tax on Investment Income - Lines i - l

Complete only for assets showing gain in column (h) and owned by the foundation on 12/31/69			(l) Gains (Col (h) gain minus col (k), but not less than -0-) or Losses (from col (h))
(i) F M V as of 12/31/69	(j) Adjusted basis as of 12/31/69	(k) Excess of col (i) over col (j), if any	
			-9,019
			-8,435
			-15,864
			-14,640
			-54,314
			258
			1,739
			1,294
			435
			632
			697
			-130
			189
			927
			1,055
			95
			93
			-1,568
			102
			70,558
			3,371
			1,955
			-447
			-4,942
			-10,674
			-10,723
			-9,375
			-154
			1

Form 990PF Part IV - Capital Gains and Losses for Tax on Investment Income - Lines a - d

(a) List and describe the kind(s) of property sold (e g , real estate, 2-story brick warehouse, or common stock, 200 shs MLC Co)	(b) How acquired P—Purchase D—Donation	(c) Date acquired (mo , day, yr)	(d) Date sold (mo , day, yr)
3,914 PIMCO TOTAL RETURN FD	P	1999-08-03	2008-11-24
3,661 PIMCO TOTAL RETURN FD	P	1999-09-02	2008-11-24
3,933 PIMCO TOTAL RETURN FD	P	1999-10-04	2008-11-24
4,141 PIMCO TOTAL RETURN FD	P	1999-11-02	2008-11-24
4,181 PIMCO TOTAL RETURN FD	P	1999-12-02	2008-11-24
4,539 PIMCO TOTAL RETURN FD	P	2000-01-04	2008-11-24
3,956 PIMCO TOTAL RETURN FD	P	2000-02-02	2008-11-24
4,031 PIMCO TOTAL RETURN FD	P	2000-03-02	2008-11-24
4,448 PIMCO TOTAL RETURN FD	P	2000-04-04	2008-11-24
4,239 PIMCO TOTAL RETURN FD	P	2000-05-02	2008-11-24
4,779 PIMCO TOTAL RETURN FD	P	2000-06-01	2008-11-24
4,697 PIMCO TOTAL RETURN FD	P	2000-07-03	2008-11-24
4,182 PIMCO TOTAL RETURN FD	P	2000-08-01	2008-11-24
99,601 PIMCO TOTAL RETURN FD	P	2000-08-02	2008-11-24
1 PIMCO TOTAL RETURN FD	P	2000-08-07	2008-11-24
5,073 PIMCO TOTAL RETURN FD	P	2000-09-01	2008-11-24
5,016 PIMCO TOTAL RETURN FD	P	2000-10-02	2008-11-24
4,892 PIMCO TOTAL RETURN FD	P	2000-11-01	2008-11-24
148,957 PIMCO TOTAL RETURN FD	P	2000-11-06	2008-11-24
5,749 PIMCO TOTAL RETURN FD	P	2000-12-01	2008-11-24
5,981 PIMCO TOTAL RETURN FD	P	2001-01-02	2008-11-24
5,258 PIMCO TOTAL RETURN FD	P	2001-02-01	2008-11-24
5,210 PIMCO TOTAL RETURN FD	P	2001-03-01	2008-11-24
6,414 PIMCO TOTAL RETURN FD	P	2001-04-03	2008-11-24
5,558 PIMCO TOTAL RETURN FD	P	2001-05-01	2008-11-24
5,055 PIMCO TOTAL RETURN FD	P	2001-06-01	2008-11-24
4,947 PIMCO TOTAL RETURN FD	P	2001-07-02	2008-11-24
4,736 PIMCO TOTAL RETURN FD	P	2001-08-01	2008-11-24
5,114 PIMCO TOTAL RETURN FD	P	2001-09-04	2008-11-24
3,653 PIMCO TOTAL RETURN FD	P	2001-10-02	2008-11-24

Form 990PF Part IV - Capital Gains and Losses for Tax on Investment Income - Lines e - h

(e) Gross sales price	(f) Depreciation allowed (or allowable)	(g) Cost or other basis plus expense of sale	(h) Gain or (loss) (e) plus (f) minus (g)
39,650		39,297	353
37,087		36,610	477
39,842		39,566	276
41,949		41,576	373
42,354		41,852	502
45,981		44,936	1,045
40,075		38,769	1,306
40,835		39,786	1,049
45,059		44,302	757
42,942		41,881	1,061
48,412		46,930	1,482
47,582		46,829	753
42,364		41,862	502
1,008,978		999,994	8,984
10		10	
51,391		51,288	103
50,813		50,611	202
49,557		49,409	148
1,508,964		1,500,000	8,964
58,239		58,870	-631
60,589		62,143	-1,554
53,265		55,156	-1,891
52,778		54,913	-2,135
64,975		67,475	-2,500
56,304		57,636	-1,332
51,208		52,370	-1,162
50,114		51,152	-1,038
47,977		50,438	-2,461
51,806		54,873	-3,067
37,006		39,708	-2,702

Form 990PF Part IV - Capital Gains and Losses for Tax on Investment Income - Lines i - l

Complete only for assets showing gain in column (h) and owned by the foundation on 12/31/69			(l) Gains (Col (h) gain minus col (k), but not less than -0-) or Losses (from col (h))
(i) F M V as of 12/31/69	(j) Adjusted basis as of 12/31/69	(k) Excess of col (i) over col (j), if any	
			353
			477
			276
			373
			502
			1,045
			1,306
			1,049
			757
			1,061
			1,482
			753
			502
			8,984
			103
			202
			148
			8,964
			-631
			-1,554
			-1,891
			-2,135
			-2,500
			-1,332
			-1,162
			-1,038
			-2,461
			-3,067
			-2,702

Form 990PF Part IV - Capital Gains and Losses for Tax on Investment Income - Lines a - d

(a) List and describe the kind(s) of property sold (e g , real estate, 2-story brick warehouse, or common stock, 200 shs MLC Co)	(b) How acquired P—Purchase D—Donation	(c) Date acquired (mo , day, yr)	(d) Date sold (mo , day, yr)
20,480 PIMCO TOTAL RETURN FD	P	2001-12-13	2008-11-24
7,840 PIMCO TOTAL RETURN FD	P	2001-12-13	2008-11-24
72,998 PIMCO TOTAL RETURN FD	P	2002-04-03	2008-11-24
1 PIMCO TOTAL RETURN FD	P	2002-09-03	2008-11-24
1 PIMCO TOTAL RETURN FD	P	2002-09-03	2008-11-24
2 PIMCO TOTAL RETURN FD	P	2002-10-01	2008-11-24
22,488 PIMCO TOTAL RETURN FD	P	2002-12-11	2008-11-24
9,226 PIMCO TOTAL RETURN FD	P	2002-12-11	2008-11-24
1 PIMCO TOTAL RETURN FD	P	2003-01-02	2008-11-24
1 PIMCO TOTAL RETURN FD	P	2003-01-02	2008-11-24
34,723 PIMCO TOTAL RETURN FD	P	2003-10-29	2008-11-24
13,307 PIMCO TOTAL RETURN FD	P	2003-12-11	2008-11-24
4,389 PIMCO TOTAL RETURN FD	P	2003-12-11	2008-11-24
1 PIMCO TOTAL RETURN FD	P	2004-01-02	2008-11-24
1 PIMCO TOTAL RETURN FD	P	2004-01-02	2008-11-24
1 PIMCO TOTAL RETURN FD	P	2004-01-02	2008-11-24
1 PIMCO TOTAL RETURN FD	P	2004-01-02	2008-11-24
2 PIMCO TOTAL RETURN FD	P	2004-03-11	2008-11-24
1 PIMCO TOTAL RETURN FD	P	2004-06-01	2008-11-24
77,627 PIMCO TOTAL RETURN FD	P	2004-07-01	2008-11-24
1 PIMCO TOTAL RETURN FD	P	2004-09-01	2008-11-24
1 PIMCO TOTAL RETURN FD	P	2004-11-01	2008-11-24
15,543 PIMCO TOTAL RETURN FD	P	2004-12-14	2008-11-24
19,097 PIMCO TOTAL RETURN FD	P	2004-12-14	2008-11-24
66,225 PIMCO TOTAL RETURN FD	P	2005-03-21	2008-11-24
3 PIMCO TOTAL RETURN FD	P	2005-03-24	2008-11-24
1 PIMCO TOTAL RETURN FD	P	2005-09-01	2008-11-24
1 PIMCO TOTAL RETURN FD	P	2005-09-01	2008-11-24
1 PIMCO TOTAL RETURN FD	P	2005-11-01	2008-11-24
9,576 PIMCO TOTAL RETURN FD	P	2005-12-14	2008-11-24

Form 990PF Part IV - Capital Gains and Losses for Tax on Investment Income - Lines e - h

(e) Gross sales price	(f) Depreciation allowed (or allowable)	(g) Cost or other basis plus expense of sale	(h) Gain or (loss) (e) plus (f) minus (g)
207,467		214,221	-6,754
79,421		82,006	-2,585
739,484		765,013	-25,529
10		12	-2
10		11	-1
20			20
227,808		237,248	-9,440
93,461		97,334	-3,873
10		11	-1
10		11	-1
351,751		375,008	-23,257
134,803		141,853	-7,050
44,461		46,787	-2,326
10		11	-1
10		11	-1
10		11	-1
10		11	-1
20		22	-2
10			10
786,377		850,016	-63,639
10			10
10			10
157,454		166,155	-8,701
193,456		204,147	-10,691
670,873		699,998	-29,125
30		32	-2
10		10	
10		12	-2
10		11	-1
97,007		100,261	-3,254

Form 990PF Part IV - Capital Gains and Losses for Tax on Investment Income - Lines i - l

Complete only for assets showing gain in column (h) and owned by the foundation on 12/31/69			(l) Gains (Col (h) gain minus col (k), but not less than -0-) or Losses (from col (h))
(i) F M V as of 12/31/69	(j) Adjusted basis as of 12/31/69	(k) Excess of col (i) over col (j), if any	
			-6,754
			-2,585
			-25,529
			-2
			-1
			20
			-9,440
			-3,873
			-1
			-1
			-23,257
			-7,050
			-2,326
			-1
			-1
			-1
			-1
			-2
			10
			-63,639
			10
			10
			-8,701
			-10,691
			-29,125
			-2
			-2
			-1
			-3,254

Form 990PF Part IV - Capital Gains and Losses for Tax on Investment Income - Lines a - d

(a) List and describe the kind(s) of property sold (e g , real estate, 2-story brick warehouse, or common stock, 200 shs MLC Co)	(b) How acquired P—Purchase D—Donation	(c) Date acquired (mo , day, yr)	(d) Date sold (mo , day, yr)
25 PIMCO TOTAL RETURN FD	P	2005-12-14	2008-11-24
1 PIMCO TOTAL RETURN FD	P	2005-12-15	2008-11-24
1 PIMCO TOTAL RETURN FD	P	2006-01-03	2008-11-24
76,628 PIMCO TOTAL RETURN FD	P	2006-03-17	2008-11-24
1 PIMCO TOTAL RETURN FD	P	2006-03-22	2008-11-24
1 PIMCO TOTAL RETURN FD	P	2006-06-01	2008-11-24
1 PIMCO TOTAL RETURN FD	P	2006-07-03	2008-11-24
4,823 PIMCO TOTAL RETURN FD	P	2006-12-13	2008-11-24
1 PIMCO TOTAL RETURN FD	P	2006-12-14	2008-11-24
1 PIMCO TOTAL RETURN FD	P	2006-12-29	2008-11-24
1 PIMCO TOTAL RETURN FD	P	2007-02-01	2008-11-24
1 PIMCO TOTAL RETURN FD	P	2007-02-28	2008-11-24
27,316 PIMCO TOTAL RETURN FD	P	2007-05-03	2008-11-24
1 PIMCO TOTAL RETURN FD	P	2007-07-02	2008-11-24
1 PIMCO TOTAL RETURN FD	P	2007-08-01	2008-11-24
1 PIMCO TOTAL RETURN FD	P	2007-10-01	2008-11-24
1 PIMCO TOTAL RETURN FD	P	2007-10-31	2008-11-24
1 PIMCO TOTAL RETURN FD	P	2007-11-13	2008-11-24
1 PIMCO TOTAL RETURN FD	P	2007-12-03	2008-11-24
8,155 PIMCO TOTAL RETURN FD	P	2007-12-12	2008-11-24
1 PIMCO TOTAL RETURN FD	P	2008-01-02	2008-11-24
1 PIMCO TOTAL RETURN FD	P	2008-02-08	2008-11-24
1 PIMCO TOTAL RETURN FD	P	2008-04-01	2008-11-24
1 PIMCO TOTAL RETURN FD	P	2008-09-02	2008-11-24
1 PIMCO TOTAL RETURN FD	P	2008-10-01	2008-11-24
640,000 FEDERAL NATL MTG ASSOC	P	2008-11-28	2008-12-05
95,000 U S TRSY INFLATION NOTE	P	2009-03-19	2009-03-25
730,000 U S TRSY INFLATION NOTE	P	2008-11-28	2009-03-25

Form 990PF Part IV - Capital Gains and Losses for Tax on Investment Income - Lines e - h

(e) Gross sales price	(f) Depreciation allowed (or allowable)	(g) Cost or other basis plus expense of sale	(h) Gain or (loss) (e) plus (f) minus (g)
253		262	-9
10		10	
10		11	-1
776,257		799,996	-23,739
10		10	
10		10	
10		10	
48,858		50,449	-1,591
10		10	
10		10	
10		10	
10		11	-1
276,717		282,994	-6,277
10		10	
10		10	
10		11	-1
10		11	-1
10			10
10		11	-1
82,612		86,606	-3,994
10		11	-1
10			10
10		11	-1
10		11	-1
10		10	
654,528		652,448	2,080
105,148		104,870	278
807,977		732,142	75,835


Form 990PF Part IV - Capital Gains and Losses for Tax on Investment Income - Lines i - l

Complete only for assets showing gain in column (h) and owned by the foundation on 12/31/69			(l) Gains (Col (h) gain minus col (k), but not less than -0-) or Losses (from col (h))
(i) F M V as of 12/31/69	(j) Adjusted basis as of 12/31/69	(k) Excess of col (i) over col (j), if any	
			-9
			-1
			-23,739
			-1,591
			-1
			-6,277
			-1
			-1
			10
			-1
			-3,994
			-1
			10
			-1
			-1
			2,080
			278
			75,835


Form 990PF PartVIII Line 1 - List all officers, directors, trustees, foundation managers and their compensation

(a) Name and address	(b) Title, and average hours per week devoted to position	(c) Compensation (If not paid, enter -0-)	(d) Contributions to employee benefit plans and deferred compensation	(e) Expense account, other allowances
Greg Williams	Board Member 1 00	0		
1919 Torrance Blvd Torrance, CA 90501				
Oraetta Minor	Board Member 1 00	0		
1919 Torrance Blvd Torrance, CA 90501				
Lorraine Martinez	Board Member 1 00	0		
1919 Torrance Blvd Torrance, CA 90501				
Lorne Hutton	Board Member 1 00	0		
1919 Torrance Blvd Torrance, CA 90501				
Scott Gerke	Board Memeber 1 00	0		
1001 G Street NW Washington, DC 20001				
Joanne Davis	Board Member 1 00	0		
1919 Torrance Blvd Torrance, CA 90501				
Steve Center	Secretary/ Trea 1 00	0		
1919 Torrance Blvd Torrance, CA 90501				
Gary Kessler	Vice President 1 00	0		
1919 Torrance Blvd Torrance, CA 90501				
Takashi Sekiguchi	President 1 00	0		
1919 Torrance Blvd Torrance, CA 90501				

Form 990PF Part XV Line 3a - Grants and Contributions Paid During the Year

Recipient	If recipient is an individual, show any relationship to any foundation manager or substantial contributor	Foundation status of recipient	Purpose of grant or contribution	Amount
Name and address (home or business)				
a Paid during the year				
Torrance Unified School District 2335 Plaza del Amo Torrance, CA 90501	N/A	Public	Designed to educate and inspire youth to consider careers in science, technology, engineering and math (STEM), the Endeavour Academy provides middle and high school students with exciting, hands-on activities focused on applied science and engineering. Each grade level concentrates on a specific theme ranging from Aerospace Technology to Engineering Design. In addition, the program increases team building and leadership skills. The funding will be utilized to implement this program at West High School in Torrance, Calif.	100,000
Winston-Salem State University 601 S. Martin Luther King Jr Drive Winston Salem, NC 27110	N/A	Public	The Girls Empowered by Mathematics and Science (GEMS) program is designed for middle and high school girls to increase their performance, attitude and interest in the science, technology, engineering and mathematics (STEM) fields.	27,200
University of Massachusetts-Lowell 1 University Ave Lowell, MA 01854	N/A	Public	DESIGNLAB allows students in grades 5-8 to engage in fun, challenging design projects such as building electric animals, PVC pipe submarines and computer video games through the use of affordable, hands-on invention kits.	50,000
United Negro College Fund 3699 Wilshire Blvd 675 Los Angeles, CA 90010	N/A	Public	Through its STEM Scholars Program, the UNCF Los Angeles Branch will provide scholarships to African American and other minority students from Los Angeles, Riverside and San Bernardino counties.	75,000
The Tech Museum of Innovation 201 South Market Street San Jose, CA 95113	N/A	Public	The Tech Challenge is a team-driven competition for students in grades 5-12 who are encouraged to build, document and present a solution to a real-world problem.	35,008
Perkins School for the Blind 175 North Beacon Street Watertown, MA 02472	N/A	Public	Perkins has created the Science Enhancement Project, which allows Perkins' staff to develop and implement hands-on materials in technology, engineering and physics for each grade level 7-12.	60,000
Pajama Program 34 East 39th Street Suite B New York, NY 10016	N/A	Public	The Pajama Program will provide new books, pajamas and volunteers to read to children living in orphanages, group homes, homeless shelters, foster care facilities and hospitals across the U.S.	79,000
New York Hall of Science 47-01 111th Street Queens, NY 11365	N/A	Public	The Science Career Ladder program offers a diverse group of young students, science education opportunities and strong peer-oriented mentorships leading to science- or technology-related careers.	75,000
New Horizons Family Center 744 S Glendale Avenue Glendale, CA 91205	N/A	Public	MathWorks, Inc., is an innovative and fun math enrichment project that targets 150 elementary and middle school students ages five through 14. The students are divided into teams based on their grade level and participate in fun and engaging activities.	59,140
New Haven Ecology Project 358 Springside Avenue New Haven, CT 06515	N/A	Public	Through the Lessons on the Land program, New Haven Ecology Project's (NHEP) high school students will create outdoor interpretive exhibits on the site grounds that will explore topics such as alternative energy, plant breeding, and genetic engineering.	46,252
National Aquarium In Baltimore 401 East Pratt Street Baltimore, MD 21202	N/A	Public	Aquarium on Wheels gives underserved students in grades 9-12 from Baltimore City and County schools an opportunity to work year-round alongside scientists, conducting research on marine biology and conservation issues.	75,000
MK Level Playing Field Institute 543 Howard Street 5th Floor San Francisco, CA 94105	N/A	Public	The Summer Math & Science Honors (SMASH) Academy immerses underrepresented, high potential, minority students in science, mathematics and technology for three consecutive summers at the University of California at Berkeley.	50,000
Jackie Robinson Foundation One Hudson Square 75 Varick 2nd Fl New York, NY 10013	N/A	Public	The Education and Leadership Development Program (ELDP) is designed to address the financial needs of minority students who aspire to attend college. A four-year college scholarship, comprehensive mentoring and career guidance are provided to students.	100,000
Intrepid Museum Foundation One Intrepid Square 12th Ave 46th New York, NY 10036	N/A	Public	Through Propel Yourself Forward Science Programs for Youth, approximately 3,300 students, grades K-12 from Title 1 schools throughout New York City and the metropolitan area are immersed in grade-appropriate, hands-on activities, exhibits and demonstrations.	75,000
Higher Achievement Program Inc 317 8th Street NE Washington, DC 20002	N/A	Public	The Summer Academics Science in the Summer program provides students in grades 5-8 with a fun, engaging, hands-on approach to science. Each grade level focuses on a specific theme ranging from the biological to environmental sciences.	50,000
Total.  3a				1,564,360

Form 990PF Part XV Line 3a - Grants and Contributions Paid During the Year

Recipient	If recipient is an individual, show any relationship to any foundation manager or substantial contributor	Foundation status of recipient	Purpose of grant or contribution	Amount
Name and address (home or business)				
a Paid during the year				
Gateway to Science 1810 Schafer Street Suite 1 Bismark, ND 58501	N/A	Public	Gateway to Science will utilize its funding to implement the Mobile Laboratory Project Utilizing mobile stations throughout the exhibit gallery, high school and college docents will conduct exciting experiments and demonstrations	56,060
Everybody Wins DC 666 Eleventh Stree NW Suite 1030 Washington, DC 20001	N/A	Public	The Power Lunch Program recruits reading mentors from Capitol Hill, government agencies, corporations and other local organizations Each mentor commits one hour each week to read and talk one-on-one with children over shared lunch	80,000
Dramatic Results 1940 Feeman Avenue Signal Hill, CA 90755	N/A	Public	InCreasing Math Program provides 5th grade students in the Compton and Long Beach Unified School Districts with in-class, after-school and/or summer instruction using the art of orgami to learn geometry, ratios and proportions, formula development etc	75,000
Detroit Educational Television Foundatio 1 Clover Court Wixom, MI 48393	N/A	Public	The Think Squad Project was designed to increase science literacy and to inspire children ages 10-14 to consider future careers in the science field Think Squad will consist of a series of eighteen, thirty-minute television programs	100,000
Dana-Farber Cancer Institute 44 Binney Street Boston, MA 02115	N/A	Public	The Science, Engineering, Mathematics and Aerospace Academy (SEMAA) is an inquiry-based, STEM-enriched program for students in grades K-12 SEMAAs curriculum covers a vast range of Earth and Space sciences	50,000
Cuyahoga Community College Foundation 700 Carnegie Avenue Cleveland, OH 44115	N/A	Public	The Science, Engineering, Mathematics and Aerospace Academy (SEMAA) is an inquiry-based, STEM-enriched program for students in grades K-12 SEMAAs curriculum covers a vast range of Earth and Space sciences	60,000
Chabot Space & Science Center 700 Edgewater Drive Suite 519 Oakland, CA 94621	N/A	Public	Through the Techbridge program, girls in grades 5-12 engage in innovative, hands-on activities focused on automotive design, renewable energy, electronics and the engineering design process	50,000
The Center for Science Teaching and Lear 2200 Kangaroo Avenue Rockville Centre, NY 10023	N/A	Public	CSTL will implement the Modular Science Exhibits program This program will consist of four mobile modulars focused on the following themes Dinosaurs, Energy, Space and the Environment	50,000
The Alliance for College-Ready Public Sc 2023 South Union Avenue Los Angeles, CA 90007	N/A	Public	Math and Science Teaching (MAST) Program transforms middle and high school math education by introducing innovative strategies designed to enable teachers to better engage students, increase math understanding and performance of the 3,000 students	75,000
Algalita Marine Research Foundation 148 N Marina Drive Long Beach, CA 90803	N/A	Public	Students follow the daily activities of Algalitas research crew as they conduct research on plastic pollution found in the central Pacific Ocean	11,700
Total  3a				1,564,360

TY 2008 Accounting Fees Schedule

Name: AMERICAN HONDA FOUNDATION

EIN: 95-3924667

Software ID: 08000091

Software Version: 2008v2.7

Category	Amount	Net Investment Income	Adjusted Net Income	Disbursements for Charitable Purposes
Accounting	29,000	0	0	0

TY 2008 Employee Compensation Explanation

Name: AMERICAN HONDA FOUNDATION

EIN: 95-3924667

Software ID: 08000091

Software Version: 2008v2.7

Employee	Explanation
Nicole Whitley	
Donna Hammond	

**TY 2008 Investments Corporate
Stock Schedule**

Name: AMERICAN HONDA FOUNDATION

EIN: 95-3924667

Software ID: 08000091

Software Version: 2008v2.7

Name of Stock	End of Year Book Value	End of Year Fair Market Value
Boston Co	3,941,683	3,941,683
Santa Barbara	3,740,066	3,740,066

TY 2008 Investments - Other Schedule**Name:** AMERICAN HONDA FOUNDATION**EIN:** 95-3924667**Software ID:** 08000091**Software Version:** 2008v2.7

Category / Item	Listed at Cost or FMV	Book Value	End of Year Fair Market Value
Alliance Bernstein	FMV	2,625,655	2,625,655
Merrill Lynch (Transmachine)	FMV	1,044,532	1,044,532
PIMCO	FMV	14,397,768	14,397,768

TY 2008 Legal Fees Schedule

Name: AMERICAN HONDA FOUNDATION

EIN: 95-3924667

Software ID: 08000091

Software Version: 2008v2.7

Category	Amount	Net Investment Income	Adjusted Net Income	Disbursements for Charitable Purposes
Legal	184	0	0	0

TY 2008 Other Decreases Schedule

Name: AMERICAN HONDA FOUNDATION

EIN: 95-3924667

Software ID: 08000091

Software Version: 2008v2.7

Description	Amount
UNREALIZED LOSS ON MARKETABLE SECURITIES	3,550,075

TY 2008 Other Expenses Schedule**Name:** AMERICAN HONDA FOUNDATION**EIN:** 95-3924667**Software ID:** 08000091**Software Version:** 2008v2.7

Description	Revenue and Expenses per Books	Net Investment Income	Adjusted Net Income	Disbursements for Charitable Purposes
TELEPHONE	1,682			
Storage	146			
Rent	35,169			
Postage & Freight	2,005			
Office Supplies	261			
Miscellaneous	2			64,098
Meetings & Public Relations	5,472			
Medical Insurance	14,370			
Liability Insurance	153			
Grants Management	9,600			
Dues & Membership	9,292			
Bank charges	27			

TY 2008 Other Income Schedule

Name: AMERICAN HONDA FOUNDATION

EIN: 95-3924667

Software ID: 08000091

Software Version: 2008v2.7

Description	Revenue And Expenses Per Books	Net Invest ment Income	Adjusted Net Income
Other Investment Income	16,705		

TY 2008 Other Professional Fees Schedule

Name: AMERICAN HONDA FOUNDATION

EIN: 95-3924667

Software ID: 08000091

Software Version: 2008v2.7

Category	Amount	Net Investment Income	Adjusted Net Income	Disbursements for Charitable Purposes
Investment Management Fees	184,196	184,196	0	0

TY 2008 Taxes Schedule**Name:** AMERICAN HONDA FOUNDATION**EIN:** 95-3924667**Software ID:** 08000091**Software Version:** 2008v2.7

Category	Amount	Net Investment Income	Adjusted Net Income	Disbursements for Charitable Purposes
Payroll Tax	19,775			
Foreign Income Tax	41,058	41,058		
Excise Tax	25,472			
Business Tax & License	180			