



See a Social Security Number? Say Something!
Report Privacy Problems to <https://public.resource.org/privacy>
Or call the IRS Identity Theft Hotline at 1-800-908-4490



Return of Private Foundation
or Section 4947(a)(1) Nonexempt Charitable Trust
Treated as a Private Foundation

2008

Note. The foundation may be able to use a copy of this return to satisfy state reporting requirements

For calendar year 2008, or tax year beginning APR 1, 2008, and ending MAR 31, 2009

G Check all that apply ☐ Initial return ☐ Final return ☐ Amended return ☐ Address change ☐ Name changeUse the IRS
label
Otherwise,
print
or type.
See Specific
Instructions.

Name of foundation

THE BOBOLINK FOUNDATION

Number and street (or P.O. box number if mail is not delivered to street address)

C/O ROBBINS & ASSOC, 333 W WACKER DR

Room/suite

830

City or town, state, and ZIP code

CHICAGO, IL 60606

A Employer identification number

94-2988627

B Telephone number

312-609-1100

C If exemption application is pending, check here ☐D 1. Foreign organizations, check here ☐2. Foreign organizations meeting the 85% test,
check here and attach computation ☐E If private foundation status was terminated
under section 507(b)(1)(A), check here ☐F If the foundation is in a 60-month termination
under section 507(b)(1)(B), check here ☐H Check type of organization ☒ Section 501(c)(3) exempt private foundation
☐ Section 4947(a)(1) nonexempt charitable trust ☐ Other taxable private foundation

I Fair market value of all assets at end of year

(from Part II, col (c), line 16)

\$ 84,295,933.

J Accounting method ☒ Cash ☐ Accrual☐ Other (specify) _____

(Part I, column (d) must be on cash basis)


Part I Analysis of Revenue and Expenses

(The total of amounts in columns (b), (c), and (d) may not
necessarily equal the amounts in column (a))(a) Revenue and
expenses per books(b) Net investment
income(c) Adjusted net
income(d) Disbursements
for charitable purposes
(cash basis only)

| | | | | | |
|-----|--|--------------|------------|-----|-------------|
| 1 | Contributions, gifts, grants, etc., received | | | N/A | |
| 2 | Check <input checked="" type="checkbox"/> if the foundation is not required to attach Sch. B | | | | |
| 3 | Interest on savings and temporary cash investments | 58,744. | 58,744. | | |
| 4 | Dividends and interest from securities | 1,631,483. | 1,631,483. | | |
| 5a | Gross rents | | | | |
| b | Net rental income or (loss) | | | | |
| 6a | Net gain or (loss) from sale of assets not on line 10 | <3,485,298.> | | | STATEMENT 1 |
| b | Gross sales price for all assets on line 6a | 116544476. | | | |
| 7 | Capital gain net income (from Part IV, line 2) | | 0. | | |
| 8 | Net short-term capital gain | | | | |
| 9 | Income modifications | | | | |
| 10a | Gross sales less returns and allowances | | | | |
| b | Less: Cost of goods sold | | | | |
| c | Gross profit or (loss) | | | | |
| 11 | Other income | 691,391. | 691,391. | | STATEMENT 2 |
| 12 | Total. Add lines 1 through 11 | <1,103,680.> | 2,381,618. | | |
| 13 | Compensation of officers, directors, trustees, etc. | 0. | 0. | | 0. |
| 14 | Other employee salaries and wages | | | | |
| 15 | Pension plans, employee benefits | | | | |
| 16a | Legal fees | | | | |
| b | Accounting fees | | | | |
| c | Other professional fees | | | | |
| 17 | Interest | | | | |
| 18 | Taxes STMT 3 | 136,555. | 414. | | 115. |
| 19 | Depreciation and depletion | | | | |
| 20 | Occupancy | | | | |
| 21 | Travel, conferences, and meetings | | | | |
| 22 | Printing and publications | | | | |
| 23 | Other expenses STMT 4 | 176,857. | 137,226. | | 39,631. |
| 24 | Total operating and administrative expenses. Add lines 13 through 23 | 313,412. | 137,640. | | 39,746. |
| 25 | Contributions, gifts, grants paid | 2,988,500. | | | 2,988,500. |
| 26 | Total expenses and disbursements. Add lines 24 and 25 | 3,301,912. | 137,640. | | 3,028,246. |
| 27 | Subtract line 26 from line 12 | <4,405,592.> | | | |
| a | Excess of revenue over expenses and disbursements | | | | |
| b | Net investment income (if negative, enter -0-) | | 2,243,978. | | |
| c | Adjusted net income (if negative, enter -0-) | | | N/A | |

LHA For Privacy Act and Paperwork Reduction Act Notice, see the instructions

Form 990-PF (2008)



2/14

Part II Balance Sheets Attached schedules and amounts in the description column should be for end-of-year amounts only

| | | Beginning of year | End of year | |
|---|---|-------------------|----------------|-----------------------|
| | | (a) Book Value | (b) Book Value | (c) Fair Market Value |
| Assets | 1 Cash - non-interest-bearing | | | |
| | 2 Savings and temporary cash investments | 4,118,694. | 2,161,971. | 2,161,971. |
| | 3 Accounts receivable ▶ | | | |
| | Less allowance for doubtful accounts ▶ | | | |
| | 4 Pledges receivable ▶ | | | |
| | Less allowance for doubtful accounts ▶ | | | |
| | 5 Grants receivable | | | |
| | 6 Receivables due from officers, directors, trustees, and other disqualified persons | | | |
| | 7 Other notes and loans receivable ▶ | | | |
| | Less allowance for doubtful accounts ▶ | | | |
| | 8 Inventories for sale or use | | | |
| | 9 Prepaid expenses and deferred charges | | | |
| | 10a Investments - U.S. and state government obligations STMT 5 | 7,168,382. | 16,759,979. | 16,757,878. |
| | b Investments - corporate stock STMT 6 | 15,053,053. | 12,868,730. | 8,795,827. |
| | c Investments - corporate bonds STMT 7 | 23,720,450. | 12,690,176. | 12,688,250. |
| 11 Investments - land, buildings, and equipment basis ▶ | | | | |
| Less accumulated depreciation ▶ | | | | |
| 12 Investments - mortgage loans | | | | |
| 13 Investments - other STMT 8 | 49,853,948. | 51,028,080. | 43,892,007. | |
| 14 Land, buildings, and equipment basis ▶ | | | | |
| Less accumulated depreciation ▶ | | | | |
| 15 Other assets (describe ▶) | | | | |
| 16 Total assets (to be completed by all filers) | 99,914,527. | 95,508,936. | 84,295,933. | |
| Liabilities | 17 Accounts payable and accrued expenses | | | |
| | 18 Grants payable | | | |
| | 19 Deferred revenue | | | |
| | 20 Loans from officers, directors, trustees, and other disqualified persons | | | |
| | 21 Mortgages and other notes payable | | | |
| | 22 Other liabilities (describe ▶) | | | |
| | 23 Total liabilities (add lines 17 through 22) | 0. | 0. | |
| Net Assets or Fund Balances | Foundations that follow SFAS 117, check here ▶ <input type="checkbox"/> | | | |
| | and complete lines 24 through 26 and lines 30 and 31. | | | |
| | 24 Unrestricted | | | |
| | 25 Temporarily restricted | | | |
| | 26 Permanently restricted | | | |
| | Foundations that do not follow SFAS 117, check here ▶ <input checked="" type="checkbox"/> | | | |
| | and complete lines 27 through 31 | | | |
| | 27 Capital stock, trust principal, or current funds | 99,914,527. | 95,508,936. | |
| 28 Paid-in or capital surplus, or land, bldg., and equipment fund | 0. | 0. | | |
| 29 Retained earnings, accumulated income, endowment, or other funds | 0. | 0. | | |
| 30 Total net assets or fund balances | 99,914,527. | 95,508,936. | | |
| 31 Total liabilities and net assets/fund balances | 99,914,527. | 95,508,936. | | |

Part III Analysis of Changes in Net Assets or Fund Balances

| | | |
|---|---|--------------|
| 1 Total net assets or fund balances at beginning of year - Part II, column (a), line 30 (must agree with end-of-year figure reported on prior year's return) | 1 | 99,914,527. |
| 2 Enter amount from Part I, line 27a | 2 | <4,405,592.> |
| 3 Other increases not included in line 2 (itemize) ▶ <u>ROUNDING</u> | 3 | 1. |
| 4 Add lines 1, 2, and 3 | 4 | 95,508,936. |
| 5 Decreases not included in line 2 (itemize) ▶ | 5 | 0. |
| 6 Total net assets or fund balances at end of year (line 4 minus line 5) - Part II, column (b), line 30 | 6 | 95,508,936. |

Part IV Capital Gains and Losses for Tax on Investment Income

| | | | | |
|---|--|---|---|----------------------------------|
| (a) List and describe the kind(s) of property sold (e.g., real estate, 2-story brick warehouse, or common stock, 200 shs MLC Co.) | | (b) How acquired P - Purchase D - Donation | (c) Date acquired (mo., day, yr.) | (d) Date sold (mo., day, yr.) |
| 1a | | | | |
| b SEE ATTACHED STATEMENTS | | | | |
| c | | | | |
| d | | | | |
| e | | | | |
| (e) Gross sales price | (f) Depreciation allowed (or allowable) | (g) Cost or other basis plus expense of sale | (h) Gain or (loss) (e) plus (f) minus (g) | |
| a | | | | |
| b | | | | |
| c | | | | |
| d | | | | |
| e 116,544,476. | | 120,029,774. | <3,485,298.> | |
| Complete only for assets showing gain in column (h) and owned by the foundation on 12/31/69 | | | (i) Gains (Col. (h) gain minus col. (k), but not less than -0-) or Losses (from col. (h)) | |
| (i) FMV as of 12/31/69 | (j) Adjusted basis as of 12/31/69 | (k) Excess of col. (i) over col. (j), if any | | |
| a | | | | |
| b | | | | |
| c | | | | |
| d | | | | |
| e | | | <3,485,298.> | |
| 2 Capital gain net income or (net capital loss) | | { If gain, also enter in Part I, line 7 If (loss), enter -0- in Part I, line 7 | | 2 <3,485,298.> |
| 3 Net short-term capital gain or (loss) as defined in sections 1222(5) and (6) | | { If gain, also enter in Part I, line 8, column (c) If (loss), enter -0- in Part I, line 8 | | 3 N/A |

Part V Qualification Under Section 4940(e) for Reduced Tax on Net Investment Income

(For optional use by domestic private foundations subject to the section 4940(a) tax on net investment income)

If section 4940(d)(2) applies, leave this part blank

Was the foundation liable for the section 4942 tax on the distributable amount of any year in the base period?

☐ Yes ☒ No

If "Yes," the foundation does not qualify under section 4940(e). Do not complete this part.

1 Enter the appropriate amount in each column for each year, see instructions before making any entries

| (a) Base period years Calendar year (or tax year beginning in) | (b) Adjusted qualifying distributions | (c) Net value of noncharitable-use assets | (d) Distribution ratio (col. (b) divided by col. (c)) |
|--|--|--|---|
| 2007 | 6,759,387. | 106,036,448. | .063746 |
| 2006 | 7,959,492. | 104,062,331. | .076488 |
| 2005 | 7,075,182. | 29,527,437. | .239614 |
| 2004 | 4,939,380. | 21,203,332. | .232953 |
| 2003 | 3,007,401. | 21,978,147. | .136836 |
| 2 Total of line 1, column (d) | | | 2 .749637 |
| 3 Average distribution ratio for the 5-year base period - divide the total on line 2 by 5, or by the number of years the foundation has been in existence if less than 5 years | | | 3 .149927 |
| 4 Enter the net value of noncharitable-use assets for 2008 from Part X, line 5 | | | 4 91,427,171. |
| 5 Multiply line 4 by line 3 | | | 5 13,707,401. |
| 6 Enter 1% of net investment income (1% of Part I, line 27b) | | | 6 22,440. |
| 7 Add lines 5 and 6 | | | 7 13,729,841. |
| 8 Enter qualifying distributions from Part XII, line 4 | | | 8 3,028,246. |

If line 8 is equal to or greater than line 7, check the box in Part VI, line 1b, and complete that part using a 1% tax rate. See the Part VI instructions.

Part VI Excise Tax Based on Investment Income (Section 4940(a), 4940(b), 4940(e), or 4948 - see instructions)

| | | | |
|--|----|---------|---------|
| 1a Exempt operating foundations described in section 4940(d)(2), check here <input type="checkbox"/> and enter "N/A" on line 1 Date of ruling letter _____ (attach copy of ruling letter if necessary-see instructions) | | | |
| b Domestic foundations that meet the section 4940(e) requirements in Part V, check here <input type="checkbox"/> and enter 1% of Part I, line 27b | | 1 | 44,880. |
| c All other domestic foundations enter 2% of line 27b Exempt foreign organizations enter 4% of Part I, line 12, col (b) | | | |
| 2 Tax under section 511 (domestic section 4947(a)(1) trusts and taxable foundations only Others enter -0-) | | 2 | 0. |
| 3 Add lines 1 and 2 | | 3 | 44,880. |
| 4 Subtitle A (income) tax (domestic section 4947(a)(1) trusts and taxable foundations only Others enter -0-) | | 4 | 0. |
| 5 Tax based on investment income. Subtract line 4 from line 3 If zero or less, enter -0- | | 5 | 44,880. |
| 6 Credits/Payments | | | |
| a 2008 estimated tax payments and 2007 overpayment credited to 2008 | 6a | 82,279. | |
| b Exempt foreign organizations - tax withheld at source | 6b | | |
| c Tax paid with application for extension of time to file (Form 8868) | 6c | | |
| d Backup withholding erroneously withheld | 6d | | |
| 7 Total credits and payments Add lines 6a through 6d | 7 | 82,279. | |
| 8 Enter any penalty for underpayment of estimated tax Check here <input checked="" type="checkbox"/> if Form 2220 is attached | 8 | | |
| 9 Tax due. If the total of lines 5 and 8 is more than line 7, enter amount owed | 9 | | |
| 10 Overpayment If line 7 is more than the total of lines 5 and 8, enter the amount overpaid | 10 | 37,399. | |
| 11 Enter the amount of line 10 to be Credited to 2009 estimated tax | 11 | 0. | |

Part VII-A Statements Regarding Activities

| | Yes | No |
|--|-----|----|
| 1a During the tax year, did the foundation attempt to influence any national, state, or local legislation or did it participate or intervene in any political campaign? | | X |
| b Did it spend more than \$100 during the year (either directly or indirectly) for political purposes (see instructions for definition)? If the answer is "Yes" to 1a or 1b, attach a detailed description of the activities and copies of any materials published or distributed by the foundation in connection with the activities | | X |
| c Did the foundation file Form 1120-POL for this year? | | X |
| d Enter the amount (if any) of tax on political expenditures (section 4955) imposed during the year (1) On the foundation <input type="checkbox"/> \$ 0. (2) On foundation managers <input type="checkbox"/> \$ 0. | | |
| e Enter the reimbursement (if any) paid by the foundation during the year for political expenditure tax imposed on foundation managers <input type="checkbox"/> \$ 0. | | |
| 2 Has the foundation engaged in any activities that have not previously been reported to the IRS? If "Yes," attach a detailed description of the activities | | X |
| 3 Has the foundation made any changes, not previously reported to the IRS, in its governing instrument, articles of incorporation, or bylaws, or other similar instruments? If "Yes," attach a conformed copy of the changes | | X |
| 4a Did the foundation have unrelated business gross income of \$1,000 or more during the year? | X | |
| b If "Yes," has it filed a tax return on Form 990-T for this year? | X | |
| 5 Was there a liquidation, termination, dissolution, or substantial contraction during the year? If "Yes," attach the statement required by General Instruction T. | | X |
| 6 Are the requirements of section 508(e) (relating to sections 4941 through 4945) satisfied either • By language in the governing instrument, or • By state legislation that effectively amends the governing instrument so that no mandatory directions that conflict with the state law remain in the governing instrument? | X | |
| 7 Did the foundation have at least \$5,000 in assets at any time during the year? If "Yes," complete Part II, col (c), and Part XV | X | |
| 8a Enter the states to which the foundation reports or with which it is registered (see instructions) <input type="checkbox"/> IL | | |
| b If the answer is "Yes" to line 7, has the foundation furnished a copy of Form 990-PF to the Attorney General (or designate) of each state as required by General Instruction G? If "No," attach explanation | X | |
| 9 Is the foundation claiming status as a private operating foundation within the meaning of section 4942(j)(3) or 4942(j)(5) for calendar year 2008 or the taxable year beginning in 2008 (see instructions for Part XIV)? If "Yes," complete Part XIV | | X |
| 10 Did any persons become substantial contributors during the tax year? If "Yes," attach a schedule listing their names and addresses | | X |

Part VII-A Statements Regarding Activities (continued)

| | | | | |
|----|---|----|---|---|
| 11 | At any time during the year, did the foundation, directly or indirectly, own a controlled entity within the meaning of section 512(b)(13)? If "Yes," attach schedule (see instructions) | 11 | | X |
| 12 | Did the foundation acquire a direct or indirect interest in any applicable insurance contract before August 17, 2008? | 12 | | X |
| 13 | Did the foundation comply with the public inspection requirements for its annual returns and exemption application? | 13 | X | |

Website address **▶ N/A**

14 The books are in care of **▶ ROBBINS & ASSOCIATES LLC** Telephone no **▶ 312-609-1100**
 Located at **▶ 333 W WACKER DR, SUITE 830, CHICAGO, IL** ZIP+4 **▶ 60606**

15 Section 4947(a)(1) nonexempt charitable trusts filing Form 990-PF in lieu of Form 1041 - Check here ☐
 and enter the amount of tax-exempt interest received or accrued during the year **▶ 15** **N/A**

Part VII-B Statements Regarding Activities for Which Form 4720 May Be Required

File Form 4720 if any item is checked in the "Yes" column, unless an exception applies.

| | Yes | No |
|---|---|------|
| 1a During the year did the foundation (either directly or indirectly) | | |
| (1) Engage in the sale or exchange, or leasing of property with a disqualified person? | <input type="checkbox"/> Yes <input checked="" type="checkbox"/> No | |
| (2) Borrow money from, lend money to, or otherwise extend credit to (or accept it from) a disqualified person? | <input type="checkbox"/> Yes <input checked="" type="checkbox"/> No | |
| (3) Furnish goods, services, or facilities to (or accept them from) a disqualified person? | <input type="checkbox"/> Yes <input checked="" type="checkbox"/> No | |
| (4) Pay compensation to, or pay or reimburse the expenses of, a disqualified person? | <input type="checkbox"/> Yes <input checked="" type="checkbox"/> No | |
| (5) Transfer any income or assets to a disqualified person (or make any of either available for the benefit or use of a disqualified person)? | <input type="checkbox"/> Yes <input checked="" type="checkbox"/> No | |
| (6) Agree to pay money or property to a government official? (Exception. Check "No" if the foundation agreed to make a grant to or to employ the official for a period after termination of government service, if terminating within 90 days.) | <input type="checkbox"/> Yes <input checked="" type="checkbox"/> No | |
| b If any answer is "Yes" to 1a(1)-(6), did any of the acts fail to qualify under the exceptions described in Regulations section 53.4941(d)-3 or in a current notice regarding disaster assistance (see page 20 of the instructions)? Organizations relying on a current notice regarding disaster assistance check here | N/A | 1b |
| c Did the foundation engage in a prior year in any of the acts described in 1a, other than excepted acts, that were not corrected before the first day of the tax year beginning in 2008? | | 1c X |
| 2 Taxes on failure to distribute income (section 4942) (does not apply for years the foundation was a private operating foundation defined in section 4942(j)(3) or 4942(j)(5)) | | |
| a At the end of tax year 2008, did the foundation have any undistributed income (lines 6d and 6e, Part XIII) for tax year(s) beginning before 2008? | <input type="checkbox"/> Yes <input checked="" type="checkbox"/> No | |
| If "Yes," list the years ▶ | | |
| b Are there any years listed in 2a for which the foundation is not applying the provisions of section 4942(a)(2) (relating to incorrect valuation of assets) to the year's undistributed income? (If applying section 4942(a)(2) to all years listed, answer "No" and attach statement - see instructions.) | N/A | 2b |
| c If the provisions of section 4942(a)(2) are being applied to any of the years listed in 2a, list the years here ▶ | | |
| 3a Did the foundation hold more than a 2% direct or indirect interest in any business enterprise at any time during the year? | <input type="checkbox"/> Yes <input checked="" type="checkbox"/> No | |
| b If "Yes," did it have excess business holdings in 2008 as a result of (1) any purchase by the foundation or disqualified persons after May 26, 1969, (2) the lapse of the 5-year period (or longer period approved by the Commissioner under section 4943(c)(7)) to dispose of holdings acquired by gift or bequest, or (3) the lapse of the 10-, 15-, or 20-year first phase holding period? (Use Schedule C, Form 4720, to determine if the foundation had excess business holdings in 2008.) | N/A | 3b |
| 4a Did the foundation invest during the year any amount in a manner that would jeopardize its charitable purposes? | | 4a X |
| b Did the foundation make any investment in a prior year (but after December 31, 1969) that could jeopardize its charitable purpose that had not been removed from jeopardy before the first day of the tax year beginning in 2008? | | 4b X |

Form 990-PF (2008)

Part VII-B Statements Regarding Activities for Which Form 4720 May Be Required (continued)**5a** During the year did the foundation pay or incur any amount to

(1) Carry on propaganda, or otherwise attempt to influence legislation (section 4945(e))?

☐ Yes ☒ No

(2) Influence the outcome of any specific public election (see section 4955), or to carry on, directly or indirectly, any voter registration drive?

☐ Yes ☒ No

(3) Provide a grant to an individual for travel, study, or other similar purposes?

☐ Yes ☒ No

(4) Provide a grant to an organization other than a charitable, etc., organization described in section 509(a)(1), (2), or (3), or section 4940(d)(2)?

☐ Yes ☒ No

(5) Provide for any purpose other than religious, charitable, scientific, literary, or educational purposes, or for the prevention of cruelty to children or animals?

☐ Yes ☒ No**b** If any answer is "Yes" to 5a(1)-(5), did any of the transactions fail to qualify under the exceptions described in Regulations section 53.4945 or in a current notice regarding disaster assistance (see instructions)?

N/A

5b

Organizations relying on a current notice regarding disaster assistance check here

☒**c** If the answer is "Yes" to question 5a(4), does the foundation claim exemption from the tax because it maintained expenditure responsibility for the grant?

N/A

☐ Yes ☐ No

If "Yes," attach the statement required by Regulations section 53.4945-5(d)

6a Did the foundation, during the year, receive any funds, directly or indirectly, to pay premiums on a personal benefit contract?☐ Yes ☒ No**b** Did the foundation, during the year, pay premiums, directly or indirectly, on a personal benefit contract?

6b

X

If you answered "Yes" to 6b, also file Form 8870

7a At any time during the tax year, was the foundation a party to a prohibited tax shelter transaction?☐ Yes ☒ No**b** If yes, did the foundation receive any proceeds or have any net income attributable to the transaction?

N/A

7b

Part VIII Information About Officers, Directors, Trustees, Foundation Managers, Highly Paid Employees, and Contractors**1** List all officers, directors, trustees, foundation managers and their compensation.

| (a) Name and address | (b) Title, and average hours per week devoted to position | (c) Compensation (if not paid, enter -0-) | (d) Contributions to employee benefit plans and deferred compensation | (e) Expense account, other allowances |
|--------------------------------|---|---|---|---------------------------------------|
| WENDY J. PAULSON | TRUSTEE / PART | TIME | | |
| C/O RALLC; 333 W. WACKER, #830 | | | | |
| CHICAGO, IL 60606 | 0.00 | 0. | 0. | 0. |
| HENRY MERRITT PAULSON, III | TRUSTEE / PART | TIME | | |
| C/O RALLC; 333 W. WACKER, #830 | | | | |
| CHICAGO, IL 60606 | 0.00 | 0. | 0. | 0. |
| AMANDA CLARK PAULSON | TRUSTEE / PART | TIME | | |
| C/O RALLC; 333 W. WACKER, #830 | | | | |
| CHICAGO, IL 60606 | 0.00 | 0. | 0. | 0. |
| | | | | |
| | | | | |

2 Compensation of five highest-paid employees (other than those included on line 1). If none, enter "NONE."

| (a) Name and address of each employee paid more than \$50,000 | (b) Title, and average hours per week devoted to position | (c) Compensation | (d) Contributions to employee benefit plans and deferred compensation | (e) Expense account, other allowances |
|---|---|------------------|---|---------------------------------------|
| NONE | | | | |
| | | | | |
| | | | | |
| | | | | |
| | | | | |
| | | | | |

Total number of other employees paid over \$50,000

0

Part X Minimum Investment Return (All domestic foundations must complete this part. Foreign foundations, see instructions.)

| | | | |
|----------|--|-----------|-------------|
| 1 | Fair market value of assets not used (or held for use) directly in carrying out charitable, etc., purposes | | |
| a | Average monthly fair market value of securities | 1a | 90,853,945. |
| b | Average of monthly cash balances | 1b | 1,965,518. |
| c | Fair market value of all other assets | 1c | |
| d | Total (add lines 1a, b, and c) | 1d | 92,819,463. |
| e | Reduction claimed for blockage or other factors reported on lines 1a and 1c (attach detailed explanation) | 1e | 0. |
| 2 | Acquisition indebtedness applicable to line 1 assets | 2 | 0. |
| 3 | Subtract line 2 from line 1d | 3 | 92,819,463. |
| 4 | Cash deemed held for charitable activities. Enter 1 1/2% of line 3 (for greater amount, see instructions) | 4 | 1,392,292. |
| 5 | Net value of noncharitable-use assets. Subtract line 4 from line 3. Enter here and on Part V, line 4 | 5 | 91,427,171. |
| 6 | Minimum investment return. Enter 5% of line 5 | 6 | 4,571,359. |

Part XI Distributable Amount (see instructions) (Section 4942(j)(3) and (j)(5) private operating foundations and certain foreign organizations check here ☐ and do not complete this part)

| | | | |
|-----------|--|-----------|------------|
| 1 | Minimum investment return from Part X, line 6 | 1 | 4,571,359. |
| 2a | Tax on investment income for 2008 from Part VI, line 5 | 2a | 44,880. |
| b | Income tax for 2008 (This does not include the tax from Part VI) | 2b | |
| c | Add lines 2a and 2b | 2c | 44,880. |
| 3 | Distributable amount before adjustments. Subtract line 2c from line 1 | 3 | 4,526,479. |
| 4 | Recoveries of amounts treated as qualifying distributions | 4 | 0. |
| 5 | Add lines 3 and 4 | 5 | 4,526,479. |
| 6 | Deduction from distributable amount (see instructions) | 6 | 0. |
| 7 | Distributable amount as adjusted. Subtract line 6 from line 5. Enter here and on Part XIII, line 1 | 7 | 4,526,479. |

Part XII Qualifying Distributions (see instructions)

| | | | |
|----------|---|-----------|------------|
| 1 | Amounts paid (including administrative expenses) to accomplish charitable, etc., purposes | | |
| a | Expenses, contributions, gifts, etc. - total from Part I, column (d), line 26 | 1a | 3,028,246. |
| b | Program-related investments - total from Part IX-B | 1b | 0. |
| 2 | Amounts paid to acquire assets used (or held for use) directly in carrying out charitable, etc., purposes | 2 | |
| 3 | Amounts set aside for specific charitable projects that satisfy the | | |
| a | Suitability test (prior IRS approval required) | 3a | |
| b | Cash distribution test (attach the required schedule) | 3b | |
| 4 | Qualifying distributions. Add lines 1a through 3b. Enter here and on Part V, line 8, and Part XIII, line 4 | 4 | 3,028,246. |
| 5 | Foundations that qualify under section 4940(e) for the reduced rate of tax on net investment income. Enter 1% of Part I, line 27b | 5 | 0. |
| 6 | Adjusted qualifying distributions. Subtract line 5 from line 4 | 6 | 3,028,246. |

Note The amount on line 6 will be used in Part V, column (b), in subsequent years when calculating whether the foundation qualifies for the section 4940(e) reduction of tax in those years.

Part XIII Undistributed Income (see instructions)

| | (a) Corpus | (b) Years prior to 2007 | (c) 2007 | (d) 2008 |
|--|---------------|----------------------------|-------------|-------------|
| 1 Distributable amount for 2008 from Part XI, line 7 | | | | 4,526,479. |
| 2 Undistributed income, if any, as of the end of 2007 | | | | |
| a Enter amount for 2007 only | | | 0. | |
| b Total for prior years | | 0. | | |
| 3 Excess distributions carryover, if any, to 2008 | | | | |
| a From 2003 | | | | |
| b From 2004 | | | | |
| c From 2005 | | | | 4,769,975. |
| d From 2006 | | | | 7,959,492. |
| e From 2007 | | | | 6,759,387. |
| f Total of lines 3a through e | 19,488,854. | | | |
| 4 Qualifying distributions for 2008 from Part XII, line 4 ▶ \$ 3,028,246. | | | | |
| a Applied to 2007, but not more than line 2a | | | 0. | |
| b Applied to undistributed income of prior years (Election required - see instructions) | | 0. | | |
| c Treated as distributions out of corpus (Election required - see instructions) ** | 3,028,246. | | | |
| d Applied to 2008 distributable amount | | | | 0. |
| e Remaining amount distributed out of corpus | 0. | | | |
| 5 Excess distributions carryover applied to 2008 (If an amount appears in column (d), the same amount must be shown in column (a)) | 4,526,479. | | | 4,526,479. |
| 6 Enter the net total of each column as indicated below. | 17,990,621. | | | |
| a Corpus Add lines 3f, 4c, and 4e Subtract line 5 | | | | |
| b Prior years' undistributed income Subtract line 4b from line 2b | | 0. | | |
| c Enter the amount of prior years' undistributed income for which a notice of deficiency has been issued, or on which the section 4942(a) tax has been previously assessed | | 0. | | |
| d Subtract line 6c from line 6b Taxable amount - see instructions | | 0. | | |
| e Undistributed income for 2007 Subtract line 4a from line 2a Taxable amount - see instr | | | 0. | |
| f Undistributed income for 2008 Subtract lines 4d and 5 from line 1 This amount must be distributed in 2009 | | | | 0. |
| 7 Amounts treated as distributions out of corpus to satisfy requirements imposed by section 170(b)(1)(F) or 4942(g)(3) | 0. | | | |
| 8 Excess distributions carryover from 2003 not applied on line 5 or line 7 | 0. | | | |
| 9 Excess distributions carryover to 2009 Subtract lines 7 and 8 from line 6a | 17,990,621. | | | |
| 10 Analysis of line 9 | | | | |
| a Excess from 2004 | | | | |
| b Excess from 2005 | | | | 243,496. |
| c Excess from 2006 | | | | 7,959,492. |
| d Excess from 2007 | | | | 6,759,387. |
| e Excess from 2008 | | | | 3,028,246. |

** SEE STATEMENT 9

Form 990-PF (2008)

Part XV Supplementary Information (continued)

| 3 Grants and Contributions Paid During the Year or Approved for Future Payment | | | | |
|---|---|--------------------------------|----------------------------------|--------------------|
| Recipient | If recipient is an individual, show any relationship to any foundation manager or substantial contributor | Foundation status of recipient | Purpose of grant or contribution | Amount |
| Name and address (home or business) | | | | |
| a Paid during the year | | | | |
| SEE ATTACHED STATEMENT | | | SEE ATTACHED | 2988500. |
| Total | | | | 3a 2988500. |
| b Approved for future payment | | | | |
| NONE | | | | |
| Total | | | | 3b 0. |

Information Regarding Transfers To and Transactions and Relationships With Noncharitable Exempt Organizations

| | | Yes | No |
|----------|--|-----|----|
| 1 | Did the organization directly or indirectly engage in any of the following with any other organization described in section 501(c) of the Code (other than section 501(c)(3) organizations) or in section 527, relating to political organizations? | | |
| a | Transfers from the reporting foundation to a noncharitable exempt organization of | | |
| | (1) Cash | | X |
| | (2) Other assets | | X |
| b | Other transactions | | |
| | (1) Sales of assets to a noncharitable exempt organization | | X |
| | (2) Purchases of assets from a noncharitable exempt organization | | X |
| | (3) Rental of facilities, equipment, or other assets | | X |
| | (4) Reimbursement arrangements | | X |
| | (5) Loans or loan guarantees | | X |
| | (6) Performance of services or membership or fundraising solicitations | | X |
| c | Sharing of facilities, equipment, mailing lists, other assets, or paid employees | | X |
| d | If the answer to any of the above is "Yes," complete the following schedule. Column (b) should always show the fair market value of the goods, other assets, or services given by the reporting foundation. If the foundation received less than fair market value in any transaction or sharing arrangement, show in column (d) the value of the goods, other assets, or services received. | | |

[illegible]

- 2a** Is the foundation directly or indirectly affiliated with, or related to, one or more tax-exempt organizations described in section 501(c) of the Code (other than section 501(c)(3)) or in section 527? ☐ Yes ☒ No
- b** If "Yes," complete the following schedule

| (a) Name of organization | (b) Type of organization | (c) Description of relationship |
|--------------------------|--------------------------|---------------------------------|
| N/A | | |
| | | |
| | | |
| | | |
| | | |

Under penalties of perjury, I declare that I have examined this return, including accompanying schedules and statements, and to the best of my knowledge and belief, it is true, correct, and complete. Declaration of preparer (other than taxpayer or fiduciary) is based on all information of which preparer has any knowledge.

Sign Here

Signature of officer or trustee

Date _____

TRUSTEE

Title

Preparer's
signature

Date _____

| | |
|------------------------|--|
| Check if self-employed | |
|------------------------|--|

Preparer's identifying number

Firm's name (or yours
if self-employed),
address, and ZIP code

ROBBINS & ASSOCIATES LLC

333 WEST WACKER DRIVE, SUITE 830

CHICAGO, IL 60606

EIN ▶

Phone no 312-609-1100

Form **990-PF** (2008)

**Application for Extension of Time To File an
Exempt Organization Return**

OMB No 1545-1709

▶ **File a separate application for each return.**

- If you are filing for an **Automatic 3-Month Extension**, complete only Part I and check this box ☒ **X**
 - If you are filing for an **Additional (Not Automatic) 3-Month Extension**, complete only Part II (on page 2 of this form)
- Do not complete Part II unless you have already been granted an automatic 3-month extension on a previously filed Form 8868**

Part I Automatic 3-Month Extension of Time. Only submit original (no copies needed)

A corporation required to file Form 990-T and requesting an automatic 6-month extension - check this box and complete

Part I only ☐*All other corporations (including 1120-C filers), partnerships, REMICs, and trusts must use Form 7004 to request an extension of time to file income tax returns.*

Electronic Filing (e-file). Generally, you can electronically file Form 8868 if you want a 3-month automatic extension of time to file one of the returns noted below (6 months for a corporation required to file Form 990-T). However, you cannot file Form 8868 electronically if (1) you want the additional (not automatic) 3-month extension or (2) you file Forms 990-BL, 6069, or 8870, group returns, or a composite or consolidated Form 990-T. Instead, you must submit the fully completed and signed page 2 (Part II) of Form 8868. For more details on the electronic filing of this form, visit www.irs.gov/efile and click on e-file for Charities & Nonprofits

| | | |
|---|---|--------------------------------|
| Type or print | Name of Exempt Organization | Employer identification number |
| | THE BOBOLINK FOUNDATION | 94-2988627 |
| File by the due date for filing your return. See instructions | Number, street, and room or suite no. If a P.O. box, see instructions. C/O ROBBINS & ASSOC, 333 W WACKER DR, NO. 830 | |
| | City, town or post office, state, and ZIP code. For a foreign address, see instructions. CHICAGO, IL 60606 | |

Check type of return to be filed (file a separate application for each return):

- | | | |
|---|---|------------------------------------|
| <input type="checkbox"/> Form 990 | <input type="checkbox"/> Form 990-T (corporation) | <input type="checkbox"/> Form 4720 |
| <input type="checkbox"/> Form 990-BL | <input type="checkbox"/> Form 990-T (sec. 401(a) or 408(a) trust) | <input type="checkbox"/> Form 5227 |
| <input type="checkbox"/> Form 990-EZ | <input type="checkbox"/> Form 990-T (trust other than above) | <input type="checkbox"/> Form 6069 |
| <input checked="" type="checkbox"/> Form 990-PF | <input type="checkbox"/> Form 1041-A | <input type="checkbox"/> Form 8870 |

ROBBINS & ASSOCIATES LLC

- The books are in the care of ▶ **333 W WACKER DR, SUITE 830 - CHICAGO, IL 60606**
Telephone No. ▶ **312-609-1100** FAX No. ▶ **312-609-1105**
- If the organization does not have an office or place of business in the United States, check this box ☐
- If this is for a Group Return, enter the organization's four digit Group Exemption Number (GEN) ☐ If this is for the whole group, check this box ☐. If it is for part of the group, check this box ☐ and attach a list with the names and EINs of all members the extension will cover.

1 I request an automatic 3-month (6-months for a corporation required to file Form 990-T) extension of time until **NOVEMBER 15, 2009**, to file the exempt organization return for the organization named above. The extension

is for the organization's return for:

- ▶ ☐ calendar year _____ or
 ▶ ☒ tax year beginning **APR 1, 2008**, and ending **MAR 31, 2009**

2 If this tax year is for less than 12 months, check reason. ☐ Initial return ☐ Final return ☐ Change in accounting period

| | | | |
|---|-----------|----|---------|
| 3a If this application is for Form 990-BL, 990-PF, 990-T, 4720, or 6069, enter the tentative tax, less any nonrefundable credits. See instructions | 3a | \$ | 8,000. |
| b If this application is for Form 990-PF or 990-T, enter any refundable credits and estimated tax payments made. Include any prior year overpayment allowed as a credit | 3b | \$ | 74,000. |
| c Balance Due. Subtract line 3b from line 3a. Include your payment with this form, or, if required, deposit with FTD coupon or, if required, by using EFTPS (Electronic Federal Tax Payment System). See instructions | 3c | \$ | 0. |

ution. If you are going to make an electronic fund withdrawal with this Form 8868, see Form 8453-EO and Form 8879-EO for payment instructions

- If you are filing for an **Additional (Not Automatic) 3-Month Extension**, complete only **Part II** and check this box ☒ **X**

Note. Only complete Part II if you have already been granted an automatic 3-month extension on a previously filed Form 8868.

- If you are filing for an **Automatic 3-Month Extension**, complete only **Part I** (on page 1)

| | | | |
|--|--|--|--|
| Part II | | Additional (Not Automatic) 3-Month Extension of Time. Only file the original (no copies needed) | |
| Type or print File by the extended due date for filing the return. See instructions | Name of Exempt Organization | Employer identification number | |
| | THE BOBOLINK FOUNDATION | 94-2988627 | |
| | Number, street, and room or suite no. If a P.O. box, see instructions C/O ROBBINS & ASSOC, 333 W WACKER DR, NO. 830 | For IRS use only | |
| | City, town or post office, state, and ZIP code. For a foreign address, see instructions CHICAGO, IL 60606 | | |

Check type of return to be filed (File a separate application for each return):

- | | | | | | |
|--------------------------------------|---|---|--------------------------------------|------------------------------------|------------------------------------|
| <input type="checkbox"/> Form 990 | <input type="checkbox"/> Form 990-EZ | <input type="checkbox"/> Form 990-T (sec. 401(a) or 408(a) trust) | <input type="checkbox"/> Form 1041-A | <input type="checkbox"/> Form 5227 | <input type="checkbox"/> Form 8870 |
| <input type="checkbox"/> Form 990-BL | <input checked="" type="checkbox"/> Form 990-PF | <input type="checkbox"/> Form 990-T (trust other than above) | <input type="checkbox"/> Form 4720 | <input type="checkbox"/> Form 6069 | |

STOP! Do not complete Part II if you were not already granted an automatic 3-month extension on a previously filed Form 8868.

ROBBINS & ASSOCIATES LLC

- The books are in the care of **333 W WACKER DR, SUITE 830 - CHICAGO, IL 60606**

Telephone No **312-609-1100**

FAX No **312-609-1105**

- If the organization does not have an office or place of business in the United States, check this box ☐

- If this is for a Group Return, enter the organization's four digit Group Exemption Number (GEN) _____. If this is for the whole group, check this box ☐. If it is for part of the group, check this box ☐ and attach a list with the names and EINs of all members the extension is for

- 4 I request an additional 3-month extension of time until **FEBRUARY 15, 2010**
- 5 For calendar year _____, or other tax year beginning **APR 1, 2008**, and ending **MAR 31, 2009**
- 6 If this tax year is for less than 12 months, check reason: ☐ Initial return ☐ Final return ☐ Change in accounting period
- 7 State in detail why you need the extension
TAXPAYER HAS NOT RECEIVED THE INFORMATION NEEDED TO FILE A COMPLETE AND ACCURATE RETURN, AN ADD'L EXTENSION OF TIME TO FILE IS HEREBY REQUESTED

| | | | |
|---|-----------|----|----------------|
| 8a If this application is for Form 990-BL, 990-PF, 990-T, 4720, or 6069, enter the tentative tax, less any nonrefundable credits. See instructions | 8a | \$ | 44,880. |
| b If this application is for Form 990-PF, 990-T, 4720, or 6069, enter any refundable credits and estimated tax payments made. Include any prior year overpayment allowed as a credit and any amount paid previously with Form 8868 | 8b | \$ | 82,279. |
| c Balance Due. Subtract line 8b from line 8a. Include your payment with this form, or, if required, deposit with FTD coupon or, if required, by using EFTPS (Electronic Federal Tax Payment System) See instructions. | 8c | \$ | 0. |

Signature and Verification

Under penalties of perjury, I declare that I have examined this form, including accompanying schedules and statements, and to the best of my knowledge and belief, it is true, correct, and complete, and that I am authorized to prepare this form.

Signature  Title **CPA**

Date **11/11/09**

Form 8868 (Rev. 4-2009)

RECEIVED

NOV 13 2009

CHICAGO, IL (DEARBORN)

THE BOBOLINK FOUNDATION
FORM 990-PF, PART XV
GRANTS TO OTHER CHARITABLE ORGANIZATIONS

| Name and address (home or business) | If recipient is an individual, show any relationship to any foundation manager or substantial contributor | Foundation Status of Recipient | Purpose of Grant or Contribution | Amount |
|--|--|-----------------------------------|---|------------------------------------|
| Accion International 56 Roland Street, Suite 300 Boston, MA 02129 | N/A | 501(c)3 public charity | Unrestricted charitable grant | 7,500 00 |
| Audubon Chicago 5225 Old Orchard Road Suite 37, Skokie, IL 60077 | N/A | 501(c)3 public charity | Unrestricted charitable grant | 175,000 00 |
| Audubon New York 700 Broadway New York, NY 10003 | N/A | 501(c)3 public charity | Unrestricted charitable grant Women in Conservation For the Birds | 30,000 00 5,000 00 35,000 00 |
| Central Park Conservancy 14 E 60th Street New York, NY 10022 | N/A | 501(c)3 public charity | Unrestricted charitable grant | 250,000 00 |
| Chesapeake Bay Foundation 6 Herndon Ave Annapolis, MD 21403 | N/A | 501(c)3 public charity | Unrestricted charitable grant | 100,000 00 |
| Chicago Wilderness Magazine 106 W Calendar Court #206 LaGrange, IL 60525 | N/A | 501(c)3 public charity | Unrestricted charitable grant | 4,000 00 |
| Coastal Georgia Historical Society 101 12th Street / PO Box 21136 St Simons Island, GA 31522 | N/A | 501(c)3 public charity | Unrestricted charitable grant | 5,000 00 |
| Conservation Law Center 116 S Indiana Ave Bloomington, IN 47408 | N/A | 501(c)3 public charity | Unrestricted charitable grant | 10,000 00 |
| Friends of HSES 444 West 56th Street New York, NY 10019 | N/A | 501(c)3 public charity | Unrestricted charitable grant | 5,000 00 |
| Friends of the National Zoo P O Box 37012 MRC 5516 Washington, DC 20013 | N/A | 501(c)3 public charity | Unrestricted charitable grant | 50,000 00 |
| Friends of TNC of Canada 400-36 Eglinton Avenue West Toronto, Ontario M4R 1A1 | N/A | 501(c)3 public charity | Unrestricted charitable grant | 500,000 00 |

THE BOBOLINK FOUNDATION
FORM 990-PF, PART XV
GRANTS TO OTHER CHARITABLE ORGANIZATIONS

| Name and address (home or business) | If recipient is an individual, show any relationship to any foundation manager or substantial contributor | Foundation Status of Recipient | Purpose of Grant or Contribution | Amount |
|---|--|-----------------------------------|----------------------------------|-------------------------|
| Island Press 1718 Connecticut Ave, N W Suite 300 Washington, DC 2009 | N/A | 501(c)3 public charity | Unrestricted charitable grant | 100,000 00 |
| National Audubon Society 700 Broadway New York, NY 10003 | N/A | 501(c)3 public charity | Project Puffin | 5,000 00 |
| Rails to Trails Conservancy 1100 17th Street, NW, 10th Floor Washington, D C 20036 | N/A | 501(c)3 public charity | Unrestricted charitable grant | 100,000 00 |
| Rainforest Alliance 665 Broadway, Suite 500 New York, NY 10012 | N/A | 501(c)3 public charity | Unrestricted charitable grant | 20,000 00 |
| RARE 1840 Wilson Boulevard, Suite 204 Arlington, VA 22201 | N/A | 501(c)3 public charity | Unrestricted charitable grant | 1,100,000 00 |
| The Field Museum 1400 S Lake Shore Drive Chicago, IL 60605 | N/A | 501(c)3 public charity | Unrestricted charitable grant | 100,000 00 |
| The Nature Conservancy 4245 North Fairfax Drive, Suite 100 Arlington, VA 22203-1606 | N/A | 501(c)3 public charity | April 28th Gala Oregon | 100,000 00 10,000 00 |
| The Peregrine Fund 5668 West Flying Hawk Lane Boise, Idaho 83709 | N/A | 501(c)3 public charity | Unrestricted charitable grant | 200,000 00 |
| Wildlife Conservation Society 2300 Southern Boulevard Bronx, New York 10460 | N/A | 501(c)3 public charity | Unrestricted charitable grant | 35,000 00 |
| York Preparatory School Foundation 40 W 68th St New York, NY 10023 | N/A | 501(c)3 public charity | Unrestricted charitable grant | 42,000 00 |
| | | | | <u>2,988,500 00</u> |

THE BOBOLINK FOUNDATION

Part IV Capital Gains and Losses for Tax on Investment Income

| (a) List and describe the kind(s) of property sold, e.g., real estate, 2-story brick warehouse, or common stock, 200 shs MLC Co | | (b) How acquired P - Purchase D - Donation | (c) Date acquired (mo., day, yr.) | (d) Date sold (mo., day, yr.) |
|--|--|--|--------------------------------------|----------------------------------|
| 1a PUBLICLY TRADED SECURITIES | | P | VARIOUS | VARIOUS |
| b GS DISTRESSED OPP OFFSHORE | | P | VARIOUS | VARIOUS |
| c FROM K-1: LSV NON-US EQUITY LLC | | P | VARIOUS | VARIOUS |
| d FROM K-1: TRILOGY NON-US EQUITY CL 2 | | P | VARIOUS | VARIOUS |
| e FROM K-1: ARTISAN ALPHA PLUS ADV 2 | | P | VARIOUS | VARIOUS |
| f FROM K-1: GS CAPITAL PARTNERS 2000 EE FUND, LP | | P | VARIOUS | VARIOUS |
| g FROM K-1: GS DIRECT INVESTMENT FUND 2000, LP | | P | VARIOUS | VARIOUS |
| h FROM K-1: GS DISTRESSED OPPORTUNITIES II EMPLOYEE | | P | VARIOUS | VARIOUS |
| i FROM K-1: STONE STREET PEP TECHNOLOGY FUND 2000, | | P | VARIOUS | VARIOUS |
| j FROM K-1: GS VINTAGE II EMPLOYEE FUND, LP | | P | VARIOUS | VARIOUS |
| k FROM K-1: GS CAPITAL PARTNERS VI, LP | | P | VARIOUS | VARIOUS |
| l FROM K-1: GSCP VI PARALLEL AIV, L.P. | | P | VARIOUS | VARIOUS |
| m FROM K-1: WHITEHALL GLOBAL R/E 2007 | | P | VARIOUS | VARIOUS |
| n | | | | |
| o | | | | |

| (e) Gross sales price | (f) Depreciation allowed (or allowable) | (g) Cost or other basis plus expense of sale | (h) Gain or (loss) (e) plus (f) minus (g) |
|-----------------------|--|---|--|
| a 116,239,881. | | 117,611,388. | <1,371,507.> |
| b 2,332. | | | 2,332. |
| c | | 149,488. | <149,488.> |
| d | | 1,363,816. | <1,363,816.> |
| e | | 835,224. | <835,224.> |
| f 259,585. | | | 259,585. |
| g | | 13,390. | <13,390.> |
| h | | 29,094. | <29,094.> |
| i | | 26,304. | <26,304.> |
| j 41,585. | | | 41,585. |
| k 1,093. | | | 1,093. |
| l | | 48. | <48.> |
| m | | 1,022. | <1,022.> |
| n | | | |
| o | | | |

Complete only for assets showing gain in column (h) and owned by the foundation on 12/31/69

| (i) FMV as of 12/31/69 | (j) Adjusted basis as of 12/31/69 | (k) Excess of col (i) over col (j), if any | (l) Losses (from col (h)) Gains (excess of col (h) gain over col (k), but not less than "-0-") |
|------------------------|--------------------------------------|---|--|
| a | | | <1,371,507.> |
| b | | | 2,332. |
| c | | | <149,488.> |
| d | | | <1,363,816.> |
| e | | | <835,224.> |
| f | | | 259,585. |
| g | | | <13,390.> |
| h | | | <29,094.> |
| i | | | <26,304.> |
| j | | | 41,585. |
| k | | | 1,093. |
| l | | | <48.> |
| m | | | <1,022.> |
| n | | | |
| o | | | |

| | | |
|---|---|--------------|
| 2 Capital gain net income or (net capital loss) { If gain, also enter in Part I, line 7 If (loss), enter "-0-" in Part I, line 7 } | 2 | <3,485,298.> |
| 3 Net short-term capital gain or (loss) as defined in sections 1222(5) and (6) If gain, also enter in Part I, line 8, column (c) If (loss), enter "-0-" in Part I, line 8 } | 3 | N/A |

FORM 990-PF

GAIN OR (LOSS) FROM SALE OF ASSETS

STATEMENT 1

| (A) DESCRIPTION OF PROPERTY | (B) GROSS SALES PRICE | (C) COST OR OTHER BASIS | (D) EXPENSE OF SALE | (E) MANNER ACQUIRED PURCHASED | (F) DATE ACQUIRED VARIOUS | DATE SOLD VARIOUS |
|--------------------------------|-----------------------------|-------------------------------|---------------------------|--|------------------------------------|----------------------|
| PUBLICLY TRADED SECURITIES | 116,239,881. | 117,611,388. | 0. | 0. | <1,371,507.> | |

| (A) DESCRIPTION OF PROPERTY | (B) GROSS SALES PRICE | (C) COST OR OTHER BASIS | (D) EXPENSE OF SALE | (E) MANNER ACQUIRED PURCHASED | (F) DATE ACQUIRED VARIOUS | DATE SOLD VARIOUS |
|--------------------------------|-----------------------------|-------------------------------|---------------------------|--|------------------------------------|----------------------|
| GS DISTRESSED OPP OFFSHORE | 2,332. | 0. | 0. | 0. | 2,332. | |

| (A) DESCRIPTION OF PROPERTY | (B) GROSS SALES PRICE | (C) COST OR OTHER BASIS | (D) EXPENSE OF SALE | (E) MANNER ACQUIRED PURCHASED | (F) DATE ACQUIRED VARIOUS | DATE SOLD VARIOUS |
|---------------------------------|-----------------------------|-------------------------------|---------------------------|--|------------------------------------|----------------------|
| FROM K-1: LSV NON-US EQUITY LLC | 0. | 149,488. | 0. | 0. | <149,488.> | |

| (A) DESCRIPTION OF PROPERTY | (B) GROSS SALES PRICE | (C) COST OR OTHER BASIS | (D) EXPENSE OF SALE | MANNER ACQUIRED (E) DEPREC. | DATE ACQUIRED (F) GAIN OR LOSS | DATE SOLD |
|--------------------------------------|-----------------------------|-------------------------------|---------------------------|--------------------------------------|---|-----------|
| FROM K-1: TRILOGY NON-US EQUITY CL 2 | | | | PURCHASED | VARIOUS | VARIOUS |
| | 0. | 1,363,816. | 0. | 0. | <1,363,816.> | |

| (A) DESCRIPTION OF PROPERTY | (B) GROSS SALES PRICE | (C) COST OR OTHER BASIS | (D) EXPENSE OF SALE | MANNER ACQUIRED (E) DEPREC. | DATE ACQUIRED (F) GAIN OR LOSS | DATE SOLD |
|------------------------------------|-----------------------------|-------------------------------|---------------------------|--------------------------------------|---|-----------|
| FROM K-1: ARTISAN ALPHA PLUS ADV 2 | | | | PURCHASED | VARIOUS | VARIOUS |
| | 0. | 835,224. | 0. | 0. | <835,224.> | |

| (A) DESCRIPTION OF PROPERTY | (B) GROSS SALES PRICE | (C) COST OR OTHER BASIS | (D) EXPENSE OF SALE | MANNER ACQUIRED (E) DEPREC. | DATE ACQUIRED (F) GAIN OR LOSS | DATE SOLD |
|---|-----------------------------|-------------------------------|---------------------------|--------------------------------------|---|-----------|
| FROM K-1: GS CAPITAL PARTNERS 2000 EE FUND, LP | | | | PURCHASED | VARIOUS | VARIOUS |
| | 259,585. | 0. | 0. | 0. | 259,585. | |

| (A) DESCRIPTION OF PROPERTY | (B) GROSS SALES PRICE | (C) COST OR OTHER BASIS | (D) EXPENSE OF SALE | MANNER ACQUIRED (E) DEPREC. | DATE ACQUIRED (F) GAIN OR LOSS | DATE SOLD |
|--|-----------------------------|-------------------------------|---------------------------|--------------------------------------|---|-----------|
| FROM K-1: GS DIRECT INVESTMENT FUND 2000, LP | | | | PURCHASED | VARIOUS | VARIOUS |
| | 0. | 13,390. | 0. | 0. | <13,390.> | |

| (A) DESCRIPTION OF PROPERTY | (B) GROSS SALES PRICE | (C) COST OR OTHER BASIS | (D) EXPENSE OF SALE | (E) DEPREC. | (F) GAIN OR LOSS |
|---|-----------------------------|-------------------------------|---------------------------|----------------|---------------------|
| FROM K-1: GS DISTRESSED OPPORTUNITIES II EMPLOYEE FUND, LP | 0. | 29,094. | 0. | 0. | <29,094.> |

| (A) DESCRIPTION OF PROPERTY | (B) GROSS SALES PRICE | (C) COST OR OTHER BASIS | (D) EXPENSE OF SALE | (E) DEPREC. | (F) GAIN OR LOSS |
|--|-----------------------------|-------------------------------|---------------------------|----------------|---------------------|
| FROM K-1: STONE STREET PEP TECHNOLOGY FUND 2000, LP | 0. | 26,304. | 0. | 0. | <26,304.> |

| (A) DESCRIPTION OF PROPERTY | (B) GROSS SALES PRICE | (C) COST OR OTHER BASIS | (D) EXPENSE OF SALE | (E) DEPREC. | (F) GAIN OR LOSS |
|---|-----------------------------|-------------------------------|---------------------------|----------------|---------------------|
| FROM K-1: GS VINTAGE II EMPLOYEE FUND, LP | 41,585. | 0. | 0. | 0. | 41,585. |

| (A) DESCRIPTION OF PROPERTY | (B) GROSS SALES PRICE | (C) COST OR OTHER BASIS | (D) EXPENSE OF SALE | (E) DEPREC. | (F) GAIN OR LOSS |
|--------------------------------------|-----------------------------|-------------------------------|---------------------------|----------------|---------------------|
| FROM K-1: GS CAPITAL PARTNERS VI, LP | 1,093. | 0. | 0. | 0. | 1,093. |

| (A) DESCRIPTION OF PROPERTY | (B) GROSS SALES PRICE | (C) COST OR OTHER BASIS | (D) EXPENSE OF SALE | MANNER ACQUIRED (E) DEPREC. | DATE ACQUIRED (F) GAIN OR LOSS | DATE SOLD |
|--------------------------------------|-----------------------------|-------------------------------|---------------------------|--------------------------------------|---|-----------|
| FROM K-1: GSCP VI PARALLEL AIV, L.P. | | | | PURCHASED | VARIOUS | VARIOUS |
| | 0. | 48. | 0. | 0. | <48.> | |

| (A) DESCRIPTION OF PROPERTY | (B) GROSS SALES PRICE | (C) COST OR OTHER BASIS | (D) EXPENSE OF SALE | MANNER ACQUIRED (E) DEPREC. | DATE ACQUIRED (F) GAIN OR LOSS | DATE SOLD |
|-------------------------------------|-----------------------------|-------------------------------|---------------------------|--------------------------------------|---|-----------|
| FROM K-1: WHITEHALL GLOBAL R/E 2007 | | | | PURCHASED | VARIOUS | VARIOUS |
| | 0. | 1,022. | 0. | 0. | <1,022.> | |

| | |
|---------------------------------------|--------------|
| CAPITAL GAINS DIVIDENDS FROM PART IV | 0. |
| TOTAL TO FORM 990-PF, PART I, LINE 6A | <3,485,298.> |

| | | | |
|-------------|--------------|-----------|---|
| FORM 990-PF | OTHER INCOME | STATEMENT | 2 |
|-------------|--------------|-----------|---|

| DESCRIPTION | (A) REVENUE PER BOOKS | (B) NET INVEST- MENT INCOME | (C) ADJUSTED NET INCOME |
|--|-----------------------------|-----------------------------------|-------------------------------|
| SEE ATTACHED STATEMENT 2-1 | <193,048.> | <193,048.> | |
| GS DISTRESSED OPPORTUNITIES FUND OFFSHORE LP | 45,121. | 45,121. | |
| LSV: NON-US EQUITY LLC CLASS 1 | 271,943. | 271,943. | |
| TRILOGY: NON-US EQUITY CLASS 2 | 169,944. | 169,944. | |
| ARTISAN: ALPHA PLUS ADVISORS 2 | 195,759. | 195,759. | |
| GS MEZZANINE 2006 PCP OFFSHORE, LP | 194,957. | 194,957. | |
| GS DISTRESSED OPPORTUNITIES FUND II OFFSHORE LP | 6,715. | 6,715. | |
| TOTAL TO FORM 990-PF, PART I, LINE 11 | 691,391. | 691,391. | |

FORM 990-PF

OTHER INCOME

STATEMENT 2-1

| DESCRIPTION | (A) REVENUE PER BOOKS | (B) NET INVEST- MENT INCOME | (C) ADJUSTED NET INCOME |
|---------------------------------------|-----------------------------|-----------------------------------|-------------------------------|
| GS VINTAGE II EMPLOYEE FUND LP | 6,522 | 6,522 | |
| GS DIST OPP II EMP FD, LP | (29,080) | (29,080) | |
| STONE ST. PEP TECH FUND 2000 | (10,654) | (10,654) | |
| GS CAP PART 2000 EMPLOYEE FUND | 71,828 | 71,828 | |
| GS DIRECT INVESTMENT FUND 2000 | 143 | 143 | |
| Whitehall Global R/E 2007 | (265,036) | (265,036) | |
| GS CAP PART VI, LP | 34,237 | 34,237 | |
| GSCP VI PARALLEL AIV, L.P. | (1,008) | (1,008) | |
| TOTAL TO FORM 990-PF, PART I, LINE 11 | (193,048) | (193,048) | |

| | | | |
|-------------|-------|-----------|---|
| FORM 990-PF | TAXES | STATEMENT | 3 |
|-------------|-------|-----------|---|

| DESCRIPTION | (A) EXPENSES PER BOOKS | (B) NET INVEST- MENT INCOME | (C) ADJUSTED NET INCOME | (D) CHARITABLE PURPOSES |
|-----------------------------------|------------------------------|-----------------------------------|-------------------------------|-------------------------------|
| FEDERAL ESTIMATED TAX PAYMENTS | 125,000. | 0. | | 0. |
| UBIT PAID | 11,026. | 0. | | 0. |
| FOREIGN TAX | 414. | 414. | | 0. |
| AG FILING FEE | 115. | 0. | | 115. |
| TO FORM 990-PF, PG 1, LN 18 | 136,555. | 414. | | 115. |

| | | | |
|-------------|----------------|-----------|---|
| FORM 990-PF | OTHER EXPENSES | STATEMENT | 4 |
|-------------|----------------|-----------|---|

| DESCRIPTION | (A) EXPENSES PER BOOKS | (B) NET INVEST- MENT INCOME | (C) ADJUSTED NET INCOME | (D) CHARITABLE PURPOSES |
|----------------------------------|------------------------------|-----------------------------------|-------------------------------|-------------------------------|
| BANK CHARGES | 105. | 0. | | 105. |
| DEDUCTIONS - PORTFOLIO INCOME | 107,462. | 107,462. | | 0. |
| ACCOUNTING FEES | 69,290. | 29,764. | | 39,526. |
| TO FORM 990-PF, PG 1, LN 23 | 176,857. | 137,226. | | 39,631. |

| | | | |
|-------------|--|-----------|---|
| FORM 990-PF | U.S. AND STATE/CITY GOVERNMENT OBLIGATIONS | STATEMENT | 5 |
|-------------|--|-----------|---|

| DESCRIPTION | U.S. GOV'T | OTHER GOV'T | BOOK VALUE | FAIR MARKET VALUE |
|--|---------------|----------------|-------------|----------------------|
| U.S. TREASURY NOTES | X | | 16,759,979. | 16,757,878. |
| TOTAL U.S. GOVERNMENT OBLIGATIONS | | | 16,759,979. | 16,757,878. |
| TOTAL STATE AND MUNICIPAL GOVERNMENT OBLIGATIONS | | | | |
| TOTAL TO FORM 990-PF, PART II, LINE 10A | | | 16,759,979. | 16,757,878. |

| FORM 990-PF | CORPORATE STOCK | STATEMENT | 6 |
|---|-----------------|-------------------|---|
| DESCRIPTION | BOOK VALUE | FAIR MARKET VALUE | |
| CORPORATE STOCK - SEE ATTACHED | 11,311,843. | 7,730,999. | |
| CORPORATE STOCK - SEE ATTACHED | 818,922. | 521,017. | |
| CORPORATE STOCK - SEE ATTACHED | 737,965. | 543,811. | |
| TOTAL TO FORM 990-PF, PART II, LINE 10B | 12,868,730. | 8,795,827. | |

| FORM 990-PF | CORPORATE BONDS | STATEMENT | 7 |
|---|-----------------|-------------------|---|
| DESCRIPTION | BOOK VALUE | FAIR MARKET VALUE | |
| SEE ATTACHED | 12,690,176. | 12,688,250. | |
| TOTAL TO FORM 990-PF, PART II, LINE 10C | 12,690,176. | 12,688,250. | |

| FORM 990-PF | OTHER INVESTMENTS | STATEMENT | 8 |
|--------------------------------------|-------------------|------------|-------------------|
| DESCRIPTION | VALUATION METHOD | BOOK VALUE | FAIR MARKET VALUE |
| GS CAP PART 2000 EMPLOYEE FUND | COST | 870,040. | 870,040. |
| GS DIRECT INVESTMENT FUND 2000 | COST | 187,386. | 187,386. |
| STONE ST. PEP TECH FUND 2000 | COST | 787,753. | 787,753. |
| GS VINTAGE II EMPLOYEE FUND LP | COST | 286,234. | 286,234. |
| GS MEZZANINE PARTNERS III | COST | 1,238,805. | 1,238,805. |
| GS DIST OPP II EMP FD, LP | COST | 512,975. | 512,975. |
| GS MEZZANINE 2006 | COST | 2,729,957. | 2,729,957. |
| GS DISTRESSED OPP II OFFSHORE | COST | 505,385. | 505,385. |
| GS GLOBAL EQUITY LONG/SHORT | FMV | 1,000,000. | 1,290,380. |
| GS GLOBAL EQUITY LONG/SHORT CL B | FMV | 3,600,000. | 3,488,098. |
| GS GLOBAL OPPORTUNITIES FUND | FMV | | |
| OFFSHORE CL A2 | | 4,000,000. | 3,239,672. |
| LSV: NON-US EQUITY LLC | FMV | 5,721,574. | 2,746,182. |
| TRILOGY: NON-US EQUITY CL 2 | FMV | 4,369,264. | 2,578,525. |
| ARTISAN: ALPHA PLUS ADV 2 | FMV | 5,148,051. | 3,507,335. |
| GS CONCENTRATED ENERGY OFFSHORE FUND | COST | 1,225,009. | 1,225,009. |
| GS DISTRESSED OPP III OFFSHORE | COST | 1,506,847. | 1,506,847. |
| GS CAP PART VI, LP | COST | 2,467,764. | 2,467,764. |
| GSCP VI PARALLEL AIV, L.P. | COST | 221,063. | 221,063. |
| GS MOUNT KELLETT CAPITAL PARTNERS | COST | 450,000. | 450,000. |

THE BOBOLINK FOUNDATION

94-2988627

| | | | |
|--|------|-------------|-------------|
| GS REAL ESTATE MEZZANINE PARTNERS (CORPORATE), LP | COST | 188,580. | 188,580. |
| GS WHITEHALL PARALLEL GLOBAL RELP | COST | 2,014,651. | 2,014,651. |
| GS MEZZANINE PARTNERS V OFFSHORE | COST | 1,418,824. | 1,418,824. |
| GS INVESTMENT PARTNERS | FMV | 4,000,000. | 3,399,200. |
| GS VINTAGE FUND V OFFSHORE, LP | COST | 660,000. | 660,000. |
| GS LIBERTY HARBOR I | FMV | 3,000,000. | 2,742,654. |
| GS GLOBAL TACTICAL | COST | 2,900,000. | 3,610,770. |
| GS DISTRESSED OPP OFFSHORE | COST | 17,918. | 17,918. |
| TOTAL TO FORM 990-PF, PART II, LINE 13 | | 51,028,080. | 43,892,007. |

The Bobolink Foundation

Line 10b - Corporate Stock

As of March 31, 2009

| Description | Qty | Beginning of Year Book Value | End of Year Book Value | End of Year Market Value |
|--|-------------|---------------------------------|---------------------------|-----------------------------|
| GOLDMAN SACHS HIGH YIELD INSTL MUTUAL FUND CLASS I [05479] | 340,000.058 | 2,220,711 | 2,409,254 | 1,764,600 |
| GOLDMAN SACHS CONCENTRATED GROWTH INS MUTUAL FUND INSTL [07568] | 284,783.085 | 3,613,651 | 3,613,651 | 2,395,026 |
| GOLDMAN SACHS GROWTH OPPORTUNITES FUND CLASS I [05829] | 56,232.479 | 886,127 | 940,311 | 737,274 |
| GOLDMAN SACHS LARGE CAP VALUE CLASS I [07565] | 288,116.685 | 3,411,973 | 3,453,907 | 2,235,785 |
| GOLDMAN SACHS SMALL CAP VALUE CLASS I [07569] | 26,509.234 | 887,822 | 894,719 | 598,313 |
| GOLDMAN SACHS INTL REAL ESTATE SECS FUND - INSTL CL | - | 2,207,195 | 0 | - |
| | | 13,227,479 | 11,311,843 | 7,730,999 |

The Bobolink Foundation

Line 10b - Corporate Stock

As of March 31, 2009

| Description | Qty | Beginning of Year Book Value | End of Year Book Value | End of Year Market Value |
|---|-----------|---------------------------------|---------------------------|-----------------------------|
| BEST BUY CO INC CMN | 1,000.000 | 36,770 | 41,756 | 37,960 |
| CAPITAL ONE FINANCIAL CORP CMN | 400.000 | 18,965 | - | - |
| CARNIVAL CORPORATION CMN | 1,500.000 | 53,664 | 59,381 | 32,400 |
| DELL INC CMN | 2,900.000 | 77,322 | - | - |
| DISCOVER FINANCIAL SERVICES CMN | 3,000.000 | 36,205 | 44,107 | 18,990 |
| DR PEPPER SNAPPLE GROUP, INC. CMN | 1,200.000 | - | 26,530 | 20,292 |
| FRANKLIN RESOURCES INC CMN | 500 000 | - | 27,424 | 27,040 |
| GLAXOSMITHKLINE PLC SPONSORED ADR CMN | 800.000 | 35,297 | - | - |
| HEWLETT-PACKARD CO. CMN | 900.000 | 44,586 | 44,586 | 28,926 |
| ILLINOIS TOOL WORKS CMN | 800.000 | - | 24,738 | 24,928 |
| INTEL CORPORATION CMN | 2,600.000 | 66,976 | 66,976 | 39,078 |
| JPMORGAN CHASE & CO CMN | 800.000 | 50,400 | 25,427 | 21,264 |
| LEGG MASON INC CMN | 1,700.000 | - | 45,975 | 27,438 |
| LIBERTY MEDIA HOLDING CORP CAPITAL CMN SERIES A TRACKING STOCK | 100.000 | 1,853 | - | - |
| MC DONALDS CORP CMN | 500.000 | 29,680 | - | - |
| MEDTRONIC INC CMN | 700.000 | - | 22,636 | 20,629 |
| MERRILL LYNCH & CO., INC CMN | 800.000 | 38,448 | - | - |
| MORGAN STANLEY CMN | 1,000.000 | 52,490 | 52,490 | 22,770 |
| NATIONAL OILWELL VARCO, INC. CMN | 700.000 | - | 17,184 | 20,097 |
| NATL SEMICONDUCTOR CORP CMN | 2,100.000 | 50,067 | 50,067 | 21,735 |
| ROBERT HALF INTL INC CMN | 1,400.000 | - | 32,478 | 24,962 |
| STARWOOD HOTELS & RESORTS CMN | 1,800.000 | - | 67,828 | 22,860 |
| THE BANK OF NY MELLON CORP CMN | 1,300.000 | 49,869 | 56,613 | 36,725 |
| TIFFANY & CO CMN | 1,000.000 | 45,505 | 45,505 | 21,730 |
| TIME WARNER INC. CMN | 2,900.000 | 50,866 | - | - |
| UNION PACIFIC CORP. CMN | 600.000 | 37,650 | 37,650 | 24,828 |
| VIRGIN MEDIA INC CMN | 2,500 000 | 45,628 | - | - |
| XTO ENERGY INC. CMN | 500 000 | - | 14,353 | 15,373 |
| YUM! BRANDS INC CMN | 400 000 | 41,844 | 15,216 | 10,992 |
| | | 864,084 | 818,922 | 521,017 |

The Bobolink Foundation

Line 10b - Corporate Stock

As of March 31, 2009

| Description | Qty | Beginning of Year Book Value | End of Year Book Value | End of Year Market Value |
|--|-----------|---------------------------------|---------------------------|-----------------------------|
| AIR PRODUCTS & CHEMICALS INC CMN | 153.000 | - | 9,477 | 8,675 |
| ANALOG DEVICES, INC CMN | 500.000 | - | 10,342 | 9,635 |
| APOLLO GROUP CLASS A COMMON STOCK | 135.000 | - | 8,055 | 10,575 |
| APPLE, INC. CMN | 161.000 | 13,110 | 23,025 | 16,924 |
| AUTODESK INC CMN | 527.000 | 23,573 | - | - |
| BIOGEN IDEC INC. CMN | 456.000 | 38,212 | 29,495 | 23,904 |
| BRISTOL-MYERS SQUIBB COMPANY CMN | 841.000 | - | 17,341 | 18,435 |
| BUNGE LIMITED. ORD CMN | 253.000 | 18,939 | 28,177 | 14,332 |
| CELGENE CORPORATION CMN | 300.000 | 40,398 | 14,950 | 13,320 |
| CHARLES SCHWAB CORPORATION CMN | 580.000 | 12,907 | 12,907 | 8,990 |
| CHESAPEAKE ENERGY CORPORATION CMN | 480.000 | 20,687 | - | - |
| CME GROUP INC. CMN CLASS A | 37.000 | 24,061 | - | - |
| COGNIZANT TECHNOLOGY SOLUTIONS CORP CLASS A | 762.000 | 17,454 | 20,569 | 15,842 |
| COVIDIEN LTD. CMN | 400.000 | 17,823 | 13,801 | 13,347 |
| CVS CAREMARK CORPORATION CMN | 607.000 | 28,466 | 24,937 | 16,686 |
| DANAHER CORPORATION (DELAWARE) CMN | 233.000 | 18,787 | 18,787 | 12,640 |
| DEERE & COMPANY CMN | 164.000 | 12,948 | - | - |
| ECOLAB INC CMN | 382.000 | 17,786 | - | - |
| ELAN CORP PLC (ADR) ADR CMN | 1,476.000 | 32,876 | 31,660 | 9,801 |
| EMC CORPORATION MASS CMN | 741.000 | 10,672 | 9,028 | 8,447 |
| FOSTER WHEELER LTD CMN | 420.000 | 23,530 | 26,008 | 7,337 |
| FREEPORT-MCMORAN COPPER & GOLD CMN | 197.000 | 21,878 | - | - |
| GILEAD SCIENCES CMN | 318.000 | - | 14,307 | 14,730 |
| GLOBAL PMTS INC CMN | 241.000 | - | 8,351 | 8,052 |
| GOOGLE, INC. CMN CLASS A | 49.000 | 29,493 | - | - |
| HALLIBURTON COMPANY CMN | 599.000 | 30,111 | 23,858 | 9,267 |
| HEWLETT-PACKARD CO. CMN | 357.000 | 24,388 | 17,780 | 11,474 |
| ILLUMINA INC CMN | 284.000 | - | 11,580 | 10,576 |
| INTEL CORPORATION CMN | 166.000 | 20,116 | 16,391 | 16,084 |
| ITT CORPORATION CMN | 271.000 | 17,587 | 17,587 | 10,483 |
| JACOBS ENGINEERING GRP CMN | 202.000 | - | 12,722 | 7,809 |
| MARRIOTT INTERNATIONAL INC CL-A (NEW) CLASS A | 385.000 | 13,747 | - | - |
| MARVELL TECHNOLOGY GROUP LTD. CMN | 823.000 | 14,789 | - | - |
| MGM MIRAGE CMN | 279.000 | 24,697 | - | - |
| MICROSOFT CORPORATION CMN | 867.000 | 31,316 | 31,316 | 15,927 |
| NATIONAL OILWELL VARCO, INC. COMMON STOCK CMN | 473.000 | 35,154 | 31,419 | 13,580 |
| NESTLE SA SPONSORED ADR (REP 1/20 CHF 10 REGD SHS) | 427.000 | 19,802 | 19,779 | 14,451 |
| NETAPP, INC. CMN | 365.000 | 8,924 | 6,145 | 5,417 |
| NORFOLK SOUTHERN CORPORATION CMN | 328.000 | - | 11,211 | 11,070 |
| NYMEX HOLDINGS INC CMN | 112.000 | 14,768 | - | - |
| OCCIDENTAL PETROLEUM CORP CMN | 308.000 | 22,380 | 21,474 | 17,239 |
| ORACLE CORPORATION CMN | 870.000 | 15,055 | 19,295 | 15,721 |
| PRAXAIR, INC CMN SERIES | 264.000 | 22,349 | 22,349 | 17,765 |
| QUALCOMM INC CMN | 247.000 | 17,300 | 10,418 | 9,611 |
| ROCKWELL AUTOMATION INC CMN | 271.000 | 18,313 | - | - |
| SUNCOR ENERGY INC. CMN | 204.000 | 20,420 | 4,549 | 4,531 |
| SYNGENTA AG SPONSORED ADR CMN | 273.000 | - | 9,610 | 10,950 |

The Bobolink Foundation

Line 10b - Corporate Stock

As of March 31, 2009

| Description | Qty | Beginning of Year Book Value | End of Year Book Value | End of Year Market Value |
|---------------------------------------|-----------|---------------------------------|---------------------------|-----------------------------|
| TARGET CORPORATION CMN | 322.000 | - | 8,920 | 11,074 |
| THE HOME DEPOT, INC CMN | 438.000 | - | 10,764 | 10,319 |
| THE MOSAIC COMPANY CMN | 209.000 | - | 8,499 | 8,774 |
| THERMO FISHER SCIENTIFIC INC CMN | 501.000 | 28,551 | 28,551 | 17,871 |
| UNITED TECHNOLOGIES CORP CMN | 271.000 | 20,587 | - | - |
| WAL MART STORES INC CMN | 324.000 | 23,269 | 16,580 | 16,969 |
| WEATHERFORD INTERNATIONAL, LTD CMN | 1,118.000 | 29,566 | 26,286 | 12,376 |
| WYETH CMN | 519.000 | 23,669 | 19,343 | 22,338 |
| YAHOO! INC CMN | 817.000 | - | 10,324 | 10,466 |
| ALCON, INC. CMN | 123.000 | 18,554 | - | - |
| GOLDCORP INC CMN | 457.000 | 16,347 | - | - |
| NOKIA CORP SPON ADR SPONSORED ADR CMN | 198.000 | 6,133 | - | - |
| | | 961,490 | 737,965 | 543,811 |

The Bobolink Foundation

Line 10c - Corporate Bonds

As of March 31, 2009

| Description | Qty | Beginning of Year Book Value | End of Year Book Value | End of Year Market Value |
|---|-----------|---------------------------------|---------------------------|-----------------------------|
| AMERICAN EXPRESS BANK, FSB MTN 3 15% 12/09/2011 SR LIEN | 600,000 | 0 | 599,526 | 619,968 |
| AMERICAN GENERAL FINANCE 8 450000 10/15/2009 | 300,000 | 314,136 | 0 | 0 |
| AMERICAN GENERAL FINANCE CORP 5 625% 08/17/2011 MTN | 150,000 | 751,709 | 150,248 | 63,669 |
| AMSOUTH BANK 4 85% 04/01/2013 PVT REGD SUB LIEN | 100,000 | 0 | 90,350 | 90,483 |
| ARDEN REALTY LTD PARTNERSHIP 5 2% 09/01/2011 SR LIEN M-W+20 00BP | 150,000 | 496,515 | 149,051 | 144,705 |
| AT&T INC 4.125% 09/15/2009 USD | 250,000 | 246,436 | 248,877 | 252,300 |
| AXA FINANCIAL INC 7 75% 08/01/2010 USD | 150,000 | 528,305 | 154,987 | 148,454 |
| BANK OF AMERICA CORPORATION 1 7% 12/23/2010 | 1,000,000 | 0 | 1,000,000 | 1,006,560 |
| BANK OF AMERICA CORPORATION 2 1% 04/30/2012 | 300,000 | 0 | 299,910 | 300,609 |
| BANK OF AMERICA CORPORATION 7 375% 12/01/2009 | 375,000 | 388,596 | 380,588 | 366,353 |
| BAXTER INTERNATIONAL INC 4 0% 03/01/2014 SR LIEN M-W+35 00BP | 25,000 | 0 | 24,929 | 25,528 |
| CALENERGY COMPANY INC 7 520000 09/15/2008 | 475,000 | 479,325 | 0 | 0 |
| CHEVRON CORPORATION 3 45% 03/03/2012 M-W+30 00BP | 225,000 | 0 | 224,987 | 230,951 |
| CITIGROUP INC 2 125% 04/30/2012 | 400,000 | 0 | 399,224 | 401,348 |
| COCA-COLA COMPANY (THE) 3 625% 03/15/2014 M-W+30 00BP | 150,000 | 0 | 149,318 | 153,032 |
| COCA-COLA ENTERPRISES INC 3 75% 03/01/2012 M-W+40 00BP | 100,000 | 0 | 99,812 | 102,047 |
| COUNTRYWIDE HOME LOANS, INC MTN 5 625% 07/15/2009 USD | 125,000 | 250,664 | 125,077 | 124,265 |
| CSX CORP 6 25000000 10/15/2008 | 200,000 | 200,979 | 0 | 0 |
| ELI LILLY AND COMPANY 3 55% 03/06/2012 M-W+35 00BP | 100,000 | 0 | 99,898 | 102,167 |
| FEDERAL FARM CREDIT BANK SYSTEM | 3,000,000 | 3,033,077 | 0 | 0 |
| FHLB 5 125% 08/05/2009 FA | 3,100,000 | 3,108,576 | 0 | 0 |
| FHLB 5 25% 09/11/2009 MS | 2,500,000 | 2,533,252 | 0 | 0 |
| FHLMC CA 4 375000% 03/01/2010-06 MS | 1,000,000 | 997,880 | 997,880 | 1,029,870 |
| FIRST UNION CORP 6 000000 10/30/2008 | 225,000 | 226,076 | 0 | 0 |
| FNMA 1 75% 03/23/2011 MS | 1,400,000 | 0 | 1,401,449 | 1,409,184 |
| FNMA 2 0% 01/09/2012 JJ | 200,000 | 0 | 199,966 | 202,000 |
| FNMA CA 4 000000% 01/26/2009-07 JJ | 1,500,000 | 1,487,274 | 0 | 0 |
| GATX CORPORATION 5 125000 04/15/2010 M-W+15 00BP | 200,000 | 198,774 | 0 | 0 |
| GE GLOBAL INSURANCE 7 5% 06/15/2010 CALLABLE @ M-W+10 | 200,000 | 209,230 | 205,176 | 196,176 |
| GENERAL ELECTRIC CAPITAL CORP CPN 7 3750 01/19/2010 GLOBAL ISSUE | 125,000 | 130,180 | 0 | 0 |
| GENWORTH FINANCIAL, INC 5 231% 05/16/2009 SR LIEN | 350,000 | 350,000 | 0 | 0 |
| GREENPOINT FINANCIAL CORP 3 200000 06/06/2008 SR LIEN | 200,000 | 199,284 | 0 | 0 |
| HEWLETT-PACKARD COMPANY 4 25% 02/24/2012 M-W+45.00BP | 150,000 | 0 | 149,934 | 154,092 |
| HSBC FINANCE CORPORATION 4 125% 11/16/2009 USD | 325,000 | 737,417 | 322,892 | 321,692 |
| HSBC USA INC 3 125% 12/16/2011 SR LIEN | 600,000 | 0 | 599,658 | 620,052 |
| HUNTINGTON BANCSHARES INC MTN 8 000000 04/01/2010 | 250,000 | 262,440 | 0 | 0 |
| ISTAR FINANCIAL INC CPN 5 1250 04/01/2011 USD M-W+50 00BP | 200,000 | 196,946 | 0 | 0 |
| JOHN DEERE CAPITAL CORP 2 875% 06/19/2012 | 550,000 | 0 | 548,730 | 564,075 |
| JOHN DEERE CAPITAL CORPORATION MTN 5 4% 04/07/2010 SER D SR LIEN | 500,000 | 501,974 | 501,022 | 508,200 |
| JPMORGAN CHASE & CO 1 65% 02/23/2011 | 500,000 | 0 | 499,805 | 502,095 |
| JPMORGAN CHASE & CO 6 75% 02/01/2011 USD | 175,000 | 775,896 | 179,020 | 178,393 |
| MGIC INVESTMENT CORPORATION 5 625% 09/15/2011 M-W+15 00BP | 125,000 | 124,974 | 0 | 0 |
| MORGAN STANLEY & CO INCORPORA 4 0% 01/15/2010 USD | 750,000 | 171,296 | 0 | 0 |
| MORGAN STANLEY 5 05% 01/21/2011 | 175,000 | 0 | 173,251 | 172,060 |
| NELNET, INC 5 125% 06/01/2010 SR LIEN M-W+20 00BP | 100,000 | 98,473 | 0 | 0 |
| ORACLE CORPORATION 5 0% 01/15/2011 M-W+15 00BP | 250,000 | 247,725 | 248,659 | 262,098 |
| PEPSICO, INC 3 75% 03/01/2014 M-W+30 00BP | 125,000 | 0 | 124,735 | 127,188 |
| PFIZER INC 4 45% 03/15/2012 SR LIEN M-W+50 00BP | 150,000 | 0 | 149,795 | 154,073 |
| PG&E CORPORATION 5 75% 04/01/2014 M-W+50 00BP | 150,000 | 0 | 149,184 | 151,110 |
| PHILIP MORRIS INTERNATIONAL IN 4 875% 05/16/2013 SR LIEN | 125,000 | 0 | 126,740 | 126,364 |
| PNC FUNDING CORP 2 3% 06/22/2012 SR LIEN | 400,000 | 0 | 399,532 | 403,852 |
| PNC FUNDING CORP 7 50000000 11/01/2009 | 500,000 | 516,886 | 0 | 0 |
| PNC FUNDING CORP 7 50000000 11/01/2009 | 235,000 | 294,625 | 238,164 | 234,039 |
| PROGRESS ENERGY, INC 6 05% 03/15/2014 M-W+50 00BP | 150,000 | 0 | 149,588 | 151,089 |
| REGIONS FINANCIAL CORP 7 750000 03/01/2011 | 50,000 | 265,704 | 52,119 | 47,430 |
| RELIASTAR FINANCIAL CORP 6 500000 11/15/2008 | 500,000 | 503,325 | 0 | 0 |
| SIMON PROPERTY GROUP, L P 5 6% 09/01/2011 M-W+20 00BP | 120,000 | 119,933 | 119,933 | 106,915 |
| THE BEAR STEARNS COMPANIES INC MTN 6 95% 08/10/2012 SER B SR LIEN | 175,000 | 0 | 186,904 | 178,215 |
| SOVEREIGN BANK HYBRID 08/01/2013 - CPN 8/1/08-10/31/08 4 510630% | 700,000 | 687,802 | 0 | 0 |
| VERIZON COMMUNICATIONS, INC CPN 7 5100 04/01/2009 USD | 225,000 | 229,733 | 225,013 | 225,000 |
| VERIZON COMMUNICATIONS, INC CPN 7 5100 04/01/2009 USD | 100,000 | 102,103 | 100,006 | 100,000 |
| WACHOVIA CORPORATION 5 625000 12/15/2008 | 500,000 | 501,449 | 0 | 0 |
| WADDELL & REED FINANCIAL INC 5 6% 01/15/2011 M-W+20 00BP | 150,000 | 149,799 | 149,799 | 142,755 |
| WASHINGTON MUTUAL INC 8 250000 04/01/2010 SUBORDINATED NOTES | 225,000 | 131,927 | 0 | 0 |
| WELLS FARGO & COMPANY CPN 3 9800 10/29/2010 | 300,000 | 969,760 | 294,443 | 287,799 |
| TOTAL | | 23,720,454 | 12,690,176 | 12,688,250 |


FORM 990-PF

ELECTION UNDER REGULATIONS SECTION
53.4942(A)-3(D)(2) TO TREAT
EXCESS QUALIFYING DISTRIBUTIONS
AS DISTRIBUTIONS OUT OF CORPUS


STATEMENT 9

PURSUANT TO IRC SEC. 4942(H)(2) AND REG. 53.4942(A)-3(D)(2) , THE
ABOVE REFERENCED FOUNDATION HEREBY ELECTS TO TREAT CURRENT YEAR
QUALIFYING DISTRIBUTIONS IN EXCESS OF THE IMMEDIATELY PRECEDING TAX
YEAR'S UNDISTRIBUTED INCOME AS BEING MADE OUT OF CORPUS.

SIGNED:


WENDY J. PAULSON, TRUSTEE

DATE:


13 Jan 2010