



See a Social Security Number? Say Something!  
Report Privacy Problems to <https://public.resource.org/privacy>  
Or call the IRS Identity Theft Hotline at 1-800-908-4490



Statute clear

Form 990-PF

Department of the Treasury  
Internal Revenue Service

# Return of Private Foundation or Section 4947(a)(1) Nonexempt Charitable Trust Treated as a Private Foundation

OMB No 1545-0052

2008

Note The foundation may be able to use a copy of this return to satisfy state reporting requirements.

For calendar year 2008, or tax year beginning , and ending

G Check all that apply: ☐ Initial return ☐ Final return ☐ Amended return ☐ Address change ☐ Name change

Use the IRS label. Otherwise, print or type specific instructions

Name of foundation  
**MARGARET R. BARRY FOUNDATION**



The Private Bank  
N8200-027  
666 Walnut Street  
Des Moines, Iowa 50309

Room/suite

A Employer identification number

42-6562404

B Telephone number

515-245-3247

C If exemption application is pending, check here

D 1. Foreign organizations, check here

2. Foreign organizations meeting the 85% test, check here and attach computation

E If private foundation status was terminated under section 507(b)(1)(A), check here

F If the foundation is in a 60-month termination under section 507(b)(1)(B), check here

H Check type of organization: ☒ Section 501(c)(3) exempt private foundation  
☐ Section 4947(a)(1) nonexempt charitable trust ☐ Other taxable private foundation

I Fair market value of all assets at end of year (from Part II, col (c), line 16)  
\$ 1,303,060. (Part I, column (d) must be on cash basis)

## Part I Analysis of Revenue and Expenses

(The total of amounts in columns (b), (c), and (d) may not necessarily equal the amounts in column (a))

(a) Revenue and expenses per books

(b) Net investment income

(c) Adjusted net income

(d) Disbursements for charitable purposes (cash basis only)

1	Contributions, gifts, grants, etc., received				
2	Check <input checked="" type="checkbox"/> If the foundation is not required to attach Sch B				
3	Interest on savings and temporary cash investments	545.	545.	545.	STATEMENT 1
4	Dividends and interest from securities	4,495.	4,495.	4,495.	STATEMENT 2
5a	Gross rents				
b	Net rental income or (loss)				
6a	Net gain or (loss) from sale of assets not on line 10	<3,766.>			
b	Gross sales price for all assets on line 6a	1,046.			
7	Capital gain net income (from Part IV, line 2)		0.		
8	Net short-term capital gain			N/A	
9	Income modifications				
10a	Gross sales less returns and allowances	183,493.			STATEMENT 3
b	Less Cost of goods sold	136,285.			STATEMENT 4
c	Gross profit or (loss)	47,258.		47,258.	
11	Other income				
12	Total. Add lines 1 through 11	48,532.	5,040.	52,298.	STATEMENT UNIT
13	Compensation of officers, directors, trustees, etc	0.	0.	0.	RECEIVED 0.
14	Other employee salaries and wages				
15	Pension plans; employee benefits				APR 10 2014
16a	Legal fees				
b	Accounting fees				TPR BRANCH
c	Other professional fees	STMT 5	18,756.	18,756.	0. OGDEN 0.
17	Interest				
18	Taxes	STMT 6	131,010.	5.	0. 0.
19	Depreciation and depletion				
20	Occupancy				
21	Travel, conferences, and meetings				
22	Printing and publications				
23	Other expenses				
24	Total operating and administrative expenses Add lines 13 through 23	149,766.	18,761.	0.	0.
25	Contributions, gifts, grants paid	72,000.			72,000.
26	Total expenses and disbursements Add lines 24 and 25	221,766.	18,761.	0.	72,000.
27	Subtract line 26 from line 12:				
a	Excess of revenue over expenses and disbursements	<173,234.>			
b	Net investment income (if negative, enter -0-)		0.		
c	Adjusted net income (if negative, enter -0-)			52,298.	

LHA For Privacy Act and Paperwork Reduction Act Notice, see the instructions

Form 990-PF (2008)

9me

Part II Balance Sheets		Attached schedules and amounts in the description column should be for end-of-year amounts only		Beginning of year	End of year	
		(a) Book Value	(b) Book Value	(c) Fair Market Value		
Assets	1	Cash - non-interest-bearing			21.	21.
	2	Savings and temporary cash investments		55,781.	7,341.	7,341.
	3	Accounts receivable ▶				
		Less: allowance for doubtful accounts ▶				
	4	Pledges receivable ▶				
		Less: allowance for doubtful accounts ▶				
	5	Grants receivable				
	6	Receivables due from officers, directors, trustees, and other disqualified persons				
	7	Other notes and loans receivable ▶				
		Less: allowance for doubtful accounts ▶				
	8	Inventories for sale or use				
	9	Prepaid expenses and deferred charges				
	10a	Investments - U.S. and state government obligations STMT 7	37,832.	9,270.	9,686.	
	b	Investments - corporate stock STMT 8	27,268.	5,953.	5,922.	
	c	Investments - corporate bonds STMT 9	90,165.	21,632.	20,907.	
11	Investments - land, buildings, and equipment basis ▶					
	Less accumulated depreciation ▶					
12	Investments - mortgage loans					
13	Investments - other					
14	Land, buildings, and equipment: basis ▶ 1,251,800.					
	Less accumulated depreciation ▶	1,251,800.	1,251,800.	1,251,800.		
15	Other assets (describe ▶ STATEMENT 10)	14,017.	8,701.	7,383.		
16	<b>Total assets</b> (to be completed by all filers)	1,476,863.	1,304,718.	1,303,060.		
Liabilities	17	Accounts payable and accrued expenses				
	18	Grants payable				
	19	Deferred revenue				
	20	Loans from officers, directors, trustees, and other disqualified persons				
	21	Mortgages and other notes payable				
	22	Other liabilities (describe ▶ )				
23	<b>Total liabilities</b> (add lines 17 through 22)	0.	0.			
Net Assets or Fund Balances	Foundations that follow SFAS 117, check here ▶ <input type="checkbox"/>					
	and complete lines 24 through 26 and lines 30 and 31.					
	24	Unrestricted				
	25	Temporarily restricted				
	26	Permanently restricted				
	Foundations that do not follow SFAS 117, check here ▶ <input checked="" type="checkbox"/>					
	and complete lines 27 through 31.					
	27	Capital stock, trust principal, or current funds	0.	0.		
28	Paid-in or capital surplus, or land, bldg., and equipment fund	0.	0.			
29	Retained earnings, accumulated income, endowment, or other funds	1,476,863.	1,304,718.			
30	<b>Total net assets or fund balances</b>	1,476,863.	1,304,718.			
31	<b>Total liabilities and net assets/fund balances</b>	1,476,863.	1,304,718.			

## Part III Analysis of Changes in Net Assets or Fund Balances

1	Total net assets or fund balances at beginning of year - Part II, column (a), line 30 (must agree with end-of-year figure reported on prior year's return)	1	1,476,863.
2	Enter amount from Part I, line 27a	2	<173,234.>
3	Other increases not included in line 2 (itemize) ▶ OTHER CHANGES DUE TO TIMING	3	1,089.
4	Add lines 1, 2, and 3	4	1,304,718.
5	Decreases not included in line 2 (itemize) ▶	5	0.
6	<b>Total net assets or fund balances at end of year</b> (line 4 minus line 5) - Part II, column (b), line 30	6	1,304,718.

**MARGARET B. BARRY FOUNDATION**

Form 990-PF (2008)

**C/O WELLS FARGO PRIVATE BANK**

**42-6562404**

Page **3**

**Part IV Capital Gains and Losses for Tax on Investment Income**

(a) List and describe the kind(s) of property sold (e.g., real estate, 2-story brick warehouse; or common stock, 200 shs. MLC Co.)		(b) How acquired P - Purchase D - Donation	(c) Date acquired (mo., day, yr.)	(d) Date sold (mo., day, yr.)
<b>1a WELLS FARGO SHORT TERM - SEE ATTACHED</b>		<b>P</b>		
<b>b WELLS FARGO LONG TERM - SEE ATTACHED</b>		<b>P</b>		
<b>c CAPITAL GAINS DIVIDENDS</b>				
<b>d</b>				
<b>e</b>				

(e) Gross sales price	(f) Depreciation allowed (or allowable)	(g) Cost or other basis plus expense of sale	(h) Gain or (loss) (e) plus (f) minus (g)
<b>a</b>		<b>1,776.</b>	<b>&lt;1,776.&gt;</b>
<b>b</b>		<b>3,036.</b>	<b>&lt;3,036.&gt;</b>
<b>c 1,046.</b>			<b>1,046.</b>
<b>d</b>			
<b>e</b>			

Complete only for assets showing gain in column (h) and owned by the foundation on 12/31/69

(i) F.M.V. as of 12/31/69	(j) Adjusted basis as of 12/31/69	(k) Excess of col. (i) over col. (j), if any	(l) Gains (Col. (h) gain minus col. (k), but not less than -0-) or Losses (from col. (h))
<b>a</b>			<b>&lt;1,776.&gt;</b>
<b>b</b>			<b>&lt;3,036.&gt;</b>
<b>c</b>			<b>1,046.</b>
<b>d</b>			
<b>e</b>			

<b>2</b> Capital gain net income or (net capital loss)	{ If gain, also enter in Part I, line 7 If (loss), enter -0- in Part I, line 7	<b>2</b>	<b>&lt;3,766.&gt;</b>
<b>3</b> Net short-term capital gain or (loss) as defined in sections 1222(5) and (6): If gain, also enter in Part I, line 8, column (c). If (loss), enter -0- in Part I, line 8		<b>3</b>	<b>&lt;1,776.&gt;</b>

**Part V Qualification Under Section 4940(e) for Reduced Tax on Net Investment Income**

(For optional use by domestic private foundations subject to the section 4940(a) tax on net investment income.)

If section 4940(d)(2) applies, leave this part blank.

Was the foundation liable for the section 4942 tax on the distributable amount of any year in the base period?

☐ Yes ☒ No

If "Yes," the foundation does not qualify under section 4940(e). Do not complete this part.

**1** Enter the appropriate amount in each column for each year; see instructions before making any entries.

(a) Base period years Calendar year (or tax year beginning in)	(b) Adjusted qualifying distributions	(c) Net value of noncharitable-use assets	(d) Distribution ratio (col. (b) divided by col. (c))
2007	<b>78,000.</b>	<b>1,441,554.</b>	<b>.054108</b>
2006	<b>3,718.</b>	<b>90,855.</b>	<b>.040922</b>
2005	<b>3,754.</b>	<b>74,367.</b>	<b>.050479</b>
2004	<b>3,741.</b>	<b>75,071.</b>	<b>.049833</b>
2003	<b>3,913.</b>	<b>75,321.</b>	<b>.051951</b>

<b>2</b> Total of line 1, column (d)	<b>2</b>	<b>.247293</b>
<b>3</b> Average distribution ratio for the 5-year base period - divide the total on line 2 by 5, or by the number of years the foundation has been in existence if less than 5 years	<b>3</b>	<b>.049459</b>
<b>4</b> Enter the net value of noncharitable-use assets for 2008 from Part X, line 5	<b>4</b>	<b>1,397,804.</b>
<b>5</b> Multiply line 4 by line 3	<b>5</b>	<b>69,134.</b>
<b>6</b> Enter 1% of net investment income (1% of Part I, line 27b)	<b>6</b>	<b>0.</b>
<b>7</b> Add lines 5 and 6	<b>7</b>	<b>69,134.</b>
<b>8</b> Enter qualifying distributions from Part XII, line 4	<b>8</b>	<b>72,000.</b>

If line 8 is equal to or greater than line 7, check the box in Part VI, line 1b, and complete that part using a 1% tax rate. See the Part VI instructions.

## MARGARET B. BARRY FOUNDATION

Form 990-PF (2008)

C/O WELLS FARGO PRIVATE BANK

42-6562404 Page 4

**Part VI Excise Tax Based on Investment Income (Section 4940(a), 4940(b), 4940(e), or 4948 - see instructions)**

1a Exempt operating foundations described in section 4940(d)(2), check here <input type="checkbox"/> and enter "N/A" on line 1. Date of ruling letter: _____ (attach copy of ruling letter if necessary-see instructions)			
b Domestic foundations that meet the section 4940(e) requirements in Part V, check here <input checked="" type="checkbox"/> and enter 1% of Part I, line 27b		1	0.
c All other domestic foundations enter 2% of line 27b. Exempt foreign organizations enter 4% of Part I, line 12, col. (b)			
2 Tax under section 511 (domestic section 4947(a)(1) trusts and taxable foundations only. Others enter -0-)		2	0.
3 Add lines 1 and 2		3	0.
4 Subtitle A (income) tax (domestic section 4947(a)(1) trusts and taxable foundations only. Others enter -0-)		4	0.
5 Tax based on investment income Subtract line 4 from line 3. If zero or less, enter -0-		5	0.
6 Credits/Payments:			
a 2008 estimated tax payments and 2007 overpayment credited to 2008	6a	4,512.	
b Exempt foreign organizations - tax withheld at source	6b		
c Tax paid with application for extension of time to file (Form 8868)	6c	1,102.	
d Backup withholding erroneously withheld	6d		
7 Total credits and payments. Add lines 6a through 6d	7	5,614.	
8 Enter any penalty for underpayment of estimated tax. Check here <input type="checkbox"/> if Form 2220 is attached	8		
9 Tax due. If the total of lines 5 and 8 is more than line 7, enter amount owed	9		
10 Overpayment. If line 7 is more than the total of lines 5 and 8, enter the amount overpaid	10	5,614.	
11 Enter the amount of line 10 to be: Credited to 2009 estimated tax <input checked="" type="checkbox"/> 5,614. Refunded <input type="checkbox"/>	11	0.	

**Part VII-A Statements Regarding Activities**

	Yes	No
1a During the tax year, did the foundation attempt to influence any national, state, or local legislation or did it participate or intervene in any political campaign?		X
1b Did it spend more than \$100 during the year (either directly or indirectly) for political purposes (see instructions for definition)? If the answer is "Yes" to 1a or 1b, attach a detailed description of the activities and copies of any materials published or distributed by the foundation in connection with the activities		X
1c Did the foundation file Form 1120-POL for this year?		X
d Enter the amount (if any) of tax on political expenditures (section 4955) imposed during the year: (1) On the foundation. ► \$ 0. (2) On foundation managers. ► \$ 0.		
e Enter the reimbursement (if any) paid by the foundation during the year for political expenditure tax imposed on foundation managers. ► \$ 0.		
2 Has the foundation engaged in any activities that have not previously been reported to the IRS? If "Yes," attach a detailed description of the activities		X
3 Has the foundation made any changes, not previously reported to the IRS, in its governing instrument, articles of incorporation, or bylaws, or other similar instruments? If "Yes," attach a conformed copy of the changes		X
4a Did the foundation have unrelated business gross income of \$1,000 or more during the year?	X	
b If "Yes," has it filed a tax return on Form 990-T for this year?	X	
5 Was there a liquidation, termination, dissolution, or substantial contraction during the year? If "Yes," attach the statement required by General Instruction T.		X
6 Are the requirements of section 508(e) (relating to sections 4941 through 4945) satisfied either: • By language in the governing instrument, or • By state legislation that effectively amends the governing instrument so that no mandatory directions that conflict with the state law remain in the governing instrument?		X
7 Did the foundation have at least \$5,000 in assets at any time during the year? If "Yes," complete Part II, col (c), and Part XV.	X	
8a Enter the states to which the foundation reports or with which it is registered (see instructions) ► IA		
b If the answer is "Yes" to line 7, has the foundation furnished a copy of Form 990-PF to the Attorney General (or designate) of each state as required by General Instruction G? If "No," attach explanation	X	
9 Is the foundation claiming status as a private operating foundation within the meaning of section 4942(j)(3) or 4942(j)(5) for calendar year 2008 or the taxable year beginning in 2008 (see instructions for Part XIV)? If "Yes," complete Part XIV		X
10 Did any persons become substantial contributors during the tax year? If "Yes," attach a schedule listing their names and addresses		X

Form 990-PF (2008)

**Part VII-A Statements Regarding Activities** (continued)

11	At any time during the year, did the foundation, directly or indirectly, own a controlled entity within the meaning of section 512(b)(13)? If "Yes," attach schedule (see instructions)	11		X
12	Did the foundation acquire a direct or indirect interest in any applicable insurance contract before August 17, 2008?	12		X
13	Did the foundation comply with the public inspection requirements for its annual returns and exemption application? Website address ► N/A	13	X	
14	The books are in care of ► WELLS FARGO BANK NA TRUST TAX Telephone no. ► 515-245-3247 Located at ► 1245 O STREET, LINCOLN, NE ZIP+4 ► 68508			
15	Section 4947(a)(1) nonexempt charitable trusts filing Form 990-PF in lieu of Form 1041 - Check here and enter the amount of tax-exempt interest received or accrued during the year	15		N/A

**Part VII-B Statements Regarding Activities for Which Form 4720 May Be Required**

File Form 4720 if any item is checked in the "Yes" column, unless an exception applies.

	Yes	No
1a During the year did the foundation (either directly or indirectly):		
(1) Engage in the sale or exchange, or leasing of property with a disqualified person?	<input type="checkbox"/> Yes <input checked="" type="checkbox"/> No	
(2) Borrow money from, lend money to, or otherwise extend credit to (or accept it from) a disqualified person?	<input type="checkbox"/> Yes <input checked="" type="checkbox"/> No	
(3) Furnish goods, services, or facilities to (or accept them from) a disqualified person?	<input type="checkbox"/> Yes <input checked="" type="checkbox"/> No	
(4) Pay compensation to, or pay or reimburse the expenses of, a disqualified person?	<input type="checkbox"/> Yes <input checked="" type="checkbox"/> No	
(5) Transfer any income or assets to a disqualified person (or make any of either available for the benefit or use of a disqualified person)?	<input type="checkbox"/> Yes <input checked="" type="checkbox"/> No	
(6) Agree to pay money or property to a government official? (Exception. Check "No" if the foundation agreed to make a grant to or to employ the official for a period after termination of government service, if terminating within 90 days.)	<input type="checkbox"/> Yes <input checked="" type="checkbox"/> No	
b If any answer is "Yes" to 1a(1)-(6), did any of the acts fail to qualify under the exceptions described in Regulations section 53.4941(d)-3 or in a current notice regarding disaster assistance (see page 20 of the instructions)? Organizations relying on a current notice regarding disaster assistance check here	N/A	1b
c Did the foundation engage in a prior year in any of the acts described in 1a, other than excepted acts, that were not corrected before the first day of the tax year beginning in 2008?		1c X
2 Taxes on failure to distribute income (section 4942) (does not apply for years the foundation was a private operating foundation defined in section 4942(j)(3) or 4942(j)(5)):		
a At the end of tax year 2008, did the foundation have any undistributed income (lines 6d and 6e, Part XIII) for tax year(s) beginning before 2008? If "Yes," list the years ►	<input type="checkbox"/> Yes <input checked="" type="checkbox"/> No	
b Are there any years listed in 2a for which the foundation is not applying the provisions of section 4942(a)(2) (relating to incorrect valuation of assets) to the year's undistributed income? (If applying section 4942(a)(2) to all years listed, answer "No" and attach statement - see instructions.)	N/A	2b
c If the provisions of section 4942(a)(2) are being applied to any of the years listed in 2a, list the years here. ►		
3a Did the foundation hold more than a 2% direct or indirect interest in any business enterprise at any time during the year?	<input type="checkbox"/> Yes <input checked="" type="checkbox"/> No	
b If "Yes," did it have excess business holdings in 2008 as a result of (1) any purchase by the foundation or disqualified persons after May 26, 1969; (2) the lapse of the 5-year period (or longer period approved by the Commissioner under section 4943(c)(7)) to dispose of holdings acquired by gift or bequest; or (3) the lapse of the 10-, 15-, or 20-year first phase holding period? (Use Schedule C, Form 4720, to determine if the foundation had excess business holdings in 2008)	N/A	3b
4a Did the foundation invest during the year any amount in a manner that would jeopardize its charitable purposes?		4a X
b Did the foundation make any investment in a prior year (but after December 31, 1969) that could jeopardize its charitable purpose that had not been removed from jeopardy before the first day of the tax year beginning in 2008?		4b X

**Part VII-B Statements Regarding Activities for Which Form 4720 May Be Required** (continued)**5a** During the year did the foundation pay or incur any amount to:

(1) Carry on propaganda, or otherwise attempt to influence legislation (section 4945(e))?

☐ Yes ☒ No

(2) Influence the outcome of any specific public election (see section 4955); or to carry on, directly or indirectly, any voter registration drive?

☐ Yes ☒ No

(3) Provide a grant to an individual for travel, study, or other similar purposes?

☐ Yes ☒ No

(4) Provide a grant to an organization other than a charitable, etc., organization described in section 509(a)(1), (2), or (3), or section 4940(d)(2)?

☐ Yes ☒ No

(5) Provide for any purpose other than religious, charitable, scientific, literary, or educational purposes, or for the prevention of cruelty to children or animals?

☐ Yes ☒ No**b** If any answer is "Yes" to 5a(1)-(5), did **any** of the transactions fail to qualify under the exceptions described in Regulations section 53.4945 or in a current notice regarding disaster assistance (see instructions)?

N/A

**5b**

Organizations relying on a current notice regarding disaster assistance check here

☒**c** If the answer is "Yes" to question 5a(4), does the foundation claim exemption from the tax because it maintained expenditure responsibility for the grant?

N/A

☐ Yes ☐ No

If "Yes," attach the statement required by Regulations section 53.4945-5(d)

**6a** Did the foundation, during the year, receive any funds, directly or indirectly, to pay premiums on a personal benefit contract?☐ Yes ☒ No**b** Did the foundation, during the year, pay premiums, directly or indirectly, on a personal benefit contract?**6b**

If you answered "Yes" to 6b, also file Form 8870.

**7a** At any time during the tax year, was the foundation a party to a prohibited tax shelter transaction?☐ Yes ☒ No**b** If yes, did the foundation receive any proceeds or have any net income attributable to the transaction?

N/A

**7b****Part VIII Information About Officers, Directors, Trustees, Foundation Managers, Highly Paid Employees, and Contractors****1** List all officers, directors, trustees, foundation managers and their compensation.

(a) Name and address	(b) Title, and average hours per week devoted to position	(c) Compensation (If not paid, enter -0-)	(d) Contributions to employee benefit plans and deferred compensation	(e) Expense account, other allowances
JAN LINDBERG	PRESIDENT			
DES MOINES, IOWA 50309	0.00	0.	0.	0.
TOM CARPENTER	SECRETARY			
DES MOINES, IOWA 50309	0.00	0.	0.	0.
MIKE PROHASKA	TREASURER			
DES MOINES, IOWA 50309	0.00	0.	0.	0.

**2** Compensation of five highest-paid employees (other than those included on line 1). If none, enter "NONE."

(a) Name and address of each employee paid more than \$50,000	(b) Title, and average hours per week devoted to position	(c) Compensation	(d) Contributions to employee benefit plans and deferred compensation	(e) Expense account, other allowances
NONE				

**Total** number of other employees paid over \$50,000**0**

**Part VIII****Information About Officers, Directors, Trustees, Foundation Managers, Highly Paid Employees, and Contractors** (continued)**3** Five highest-paid independent contractors for professional services. If none, enter "NONE."

(a) Name and address of each person paid more than \$50,000	(b) Type of service	(c) Compensation
NONE		

Total number of others receiving over \$50,000 for professional services

0

**Part IX-A****Summary of Direct Charitable Activities**

List the foundation's four largest direct charitable activities during the tax year. Include relevant statistical information such as the number of organizations and other beneficiaries served, conferences convened, research papers produced, etc.

	Expenses
1 N/A	
2	
3	
4	

**Part IX-B****Summary of Program-Related Investments**

Describe the two largest program-related investments made by the foundation during the tax year on lines 1 and 2.

	Amount
1 N/A	
2	
All other program-related investments. See instructions.	
3	
<b>Total.</b> Add lines 1 through 3	<b>0.</b>

Form 990-PF (2008)



**Part X Minimum Investment Return** (All domestic foundations must complete this part. Foreign foundations, see instructions.)

1	Fair market value of assets not used (or held for use) directly in carrying out charitable, etc., purposes:		
a	Average monthly fair market value of securities	1a	86,797.
b	Average of monthly cash balances	1b	67,169.
c	Fair market value of all other assets	1c	1,265,124.
d	<b>Total</b> (add lines 1a, b, and c)	1d	1,419,090.
e	Reduction claimed for blockage or other factors reported on lines 1a and 1c (attach detailed explanation)	1e	0.
2	Acquisition indebtedness applicable to line 1 assets	2	0.
3	Subtract line 2 from line 1d	3	1,419,090.
4	Cash deemed held for charitable activities. Enter 1 1/2% of line 3 (for greater amount, see instructions)	4	21,286.
5	<b>Net value of noncharitable-use assets.</b> Subtract line 4 from line 3. Enter here and on Part V, line 4	5	1,397,804.
6	<b>Minimum investment return.</b> Enter 5% of line 5	6	69,890.

**Part XI Distributable Amount** (see instructions) (Section 4942(j)(3) and (j)(5) private operating foundations and certain foreign organizations check here ☐ and do not complete this part.)

1	Minimum investment return from Part X, line 6	1	69,890.
2a	Tax on investment income for 2008 from Part VI, line 5	2a	
b	Income tax for 2008. (This does not include the tax from Part VI.)	2b	3,713.
c	Add lines 2a and 2b	2c	3,713.
3	Distributable amount before adjustments. Subtract line 2c from line 1	3	66,177.
4	Recoveries of amounts treated as qualifying distributions	4	0.
5	Add lines 3 and 4	5	66,177.
6	Deduction from distributable amount (see instructions)	6	0.
7	<b>Distributable amount</b> as adjusted. Subtract line 6 from line 5. Enter here and on Part XIII, line 1	7	66,177.

**Part XII Qualifying Distributions** (see instructions)

1	Amounts paid (including administrative expenses) to accomplish charitable, etc., purposes:		
a	Expenses, contributions, gifts, etc. - total from Part I, column (d), line 26	1a	72,000.
b	Program-related investments - total from Part IX-B	1b	0.
2	Amounts paid to acquire assets used (or held for use) directly in carrying out charitable, etc., purposes	2	
3	Amounts set aside for specific charitable projects that satisfy the:		
a	Suitability test (prior IRS approval required)	3a	
b	Cash distribution test (attach the required schedule)	3b	
4	<b>Qualifying distributions</b> Add lines 1a through 3b. Enter here and on Part V, line 8, and Part XIII, line 4	4	72,000.
5	Foundations that qualify under section 4940(e) for the reduced rate of tax on net investment income. Enter 1% of Part I, line 27b	5	0.
6	<b>Adjusted qualifying distributions</b> Subtract line 5 from line 4	6	72,000.

**Note** The amount on line 6 will be used in Part V, column (b), in subsequent years when calculating whether the foundation qualifies for the section 4940(e) reduction of tax in those years.

**Part XIII Undistributed Income** (see instructions)

	(a) Corpus	(b) Years prior to 2007	(c) 2007	(d) 2008
<b>1</b> Distributable amount for 2008 from Part XI, line 7				66,177.
<b>2</b> Undistributed income, if any, as of the end of 2007				
<b>a</b> Enter amount for 2007 only			0.	
<b>b</b> Total for prior years:		0.		
<b>3</b> Excess distributions carryover, if any, to 2008:				
<b>a</b> From 2003	3,934.			
<b>b</b> From 2004	3,766.			
<b>c</b> From 2005	1,402.			
<b>d</b> From 2006				
<b>e</b> From 2007	28,144.			
<b>f</b> Total of lines 3a through e	37,246.			
<b>4</b> Qualifying distributions for 2008 from Part XII, line 4: ► \$	72,000.			
<b>a</b> Applied to 2007, but not more than line 2a			0.	
<b>b</b> Applied to undistributed income of prior years (Election required - see instructions)		0.		
<b>c</b> Treated as distributions out of corpus (Election required - see instructions)	0.			
<b>d</b> Applied to 2008 distributable amount				66,177.
<b>e</b> Remaining amount distributed out of corpus	5,823.			
<b>5</b> Excess distributions carryover applied to 2008 (If an amount appears in column (d), the same amount must be shown in column (a))	0.			0.
<b>6</b> Enter the net total of each column as indicated below:				
<b>a</b> Corpus Add lines 3f, 4c, and 4e Subtract line 5	43,069.			
<b>b</b> Prior years' undistributed income. Subtract line 4b from line 2b		0.		
<b>c</b> Enter the amount of prior years' undistributed income for which a notice of deficiency has been issued, or on which the section 4942(a) tax has been previously assessed		0.		
<b>d</b> Subtract line 6c from line 6b. Taxable amount - see instructions		0.		
<b>e</b> Undistributed income for 2007. Subtract line 4a from line 2a. Taxable amount - see instr.			0.	
<b>f</b> Undistributed income for 2008. Subtract lines 4d and 5 from line 1. This amount must be distributed in 2009				0.
<b>7</b> Amounts treated as distributions out of corpus to satisfy requirements imposed by section 170(b)(1)(F) or 4942(g)(3)	0.			
<b>8</b> Excess distributions carryover from 2003 not applied on line 5 or line 7	3,934.			
<b>9</b> Excess distributions carryover to 2009 Subtract lines 7 and 8 from line 6a	39,135.			
<b>10</b> Analysis of line 9:				
<b>a</b> Excess from 2004	3,766.			
<b>b</b> Excess from 2005	1,402.			
<b>c</b> Excess from 2006				
<b>d</b> Excess from 2007	28,144.			
<b>e</b> Excess from 2008	5,823.			



**Part XV** Supplementary Information (continued)**3 Grants and Contributions Paid During the Year or Approved for Future Payment**

Recipient Name and address (home or business)	If recipient is an individual, show any relationship to any foundation manager or substantial contributor	Foundation status of recipient	Purpose of grant or contribution	Amount
<b>a</b> Paid during the year				
IOWA STATE UNIVERSITY, 2505 ELWOOD DRIVE, AMES, IA 50010	NONE		CANCER RESEARCH	36,000.
NORTHWESTERN UNIVERSITY, 2020 RIDGE AVE, EVANSTON, IL 60208	NONE		LURIE CANCER CENTER	36,000.
<b>Total</b>			<b>3a</b>	<b>72,000.</b>
<b>b</b> Approved for future payment				
NONE				
<b>Total</b>			<b>3b</b>	<b>0.</b>



<b>Part XVII</b>	<b>Information Regarding Transfers To and Transactions and Relationships With Noncharitable Exempt Organizations</b>
------------------	--

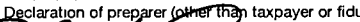


		Yes	No
<b>1</b>	Did the organization directly or indirectly engage in any of the following with any other organization described in section 501(c) of the Code (other than section 501(c)(3) organizations) or in section 527, relating to political organizations?		
<b>a</b>	Transfers from the reporting foundation to a noncharitable exempt organization of:		
	(1) Cash	1a(1)	X
	(2) Other assets	1a(2)	X
<b>b</b>	Other transactions:		
	(1) Sales of assets to a noncharitable exempt organization	1b(1)	X
	(2) Purchases of assets from a noncharitable exempt organization	1b(2)	X
	(3) Rental of facilities, equipment, or other assets	1b(3)	X
	(4) Reimbursement arrangements	1b(4)	X
	(5) Loans or loan guarantees	1b(5)	X
	(6) Performance of services or membership or fundraising solicitations	1b(6)	X
<b>c</b>	Sharing of facilities, equipment, mailing lists, other assets, or paid employees	1c	X
<b>d</b>	If the answer to any of the above is "Yes," complete the following schedule. Column (b) should always show the fair market value of the goods, other assets, or services given by the reporting foundation. If the foundation received less than fair market value in any transaction or sharing arrangement, show in column (d) the value of the goods, other assets, or services received.		

[illegible]

**2a** Is the foundation directly or indirectly affiliated with, or related to, one or more tax-exempt organizations described in section 501(c) of the Code (other than section 501(c)(3)) or in section 527? ☐ Yes ☒ No

b If "Yes," complete the following schedule.		
(a) Name of organization	(b) Type of organization	(c) Description of relationship
N/A		

Under penalties of perjury, I declare that I have examined this return, including accompanying schedules and statements, and to the best of my knowledge and belief, it is true, correct, and complete. Declaration of preparer (other than taxpayer or fiduciary) is based on all information of which preparer has any knowledge.

Sign Here	 Signature of officer or trustee		3/25/2014 Date	Secretary Title
	Preparer's signature 		Date 2/18/14	Check if self-employed <input type="checkbox"/>
Paid Preparer's Use Only	Firm's name (or yours if self-employed), address, and ZIP code BUTLER & BURKE, L.L.P. 100 CLUB OAKS COURT, SUITE A WINSTON-SALEM, NC 27104			Preparer's identifying number EIN 
				Phone no. (336) 768-2310

---

---

FORM 990-PF	INTEREST ON SAVINGS AND TEMPORARY CASH INVESTMENTS	STATEMENT	1
-------------	--	-----------	---

---

SOURCE	AMOUNT
WELLS FARGO	545.
TOTAL TO FORM 990-PF, PART I, LINE 3, COLUMN A	545.

---

---

---

---

FORM 990-PF	DIVIDENDS AND INTEREST FROM SECURITIES	STATEMENT	2
-------------	--	-----------	---

---

SOURCE	GROSS AMOUNT	CAPITAL GAINS DIVIDENDS	COLUMN (A) AMOUNT
WELLS FARGO	5,541.	1,046.	4,495.
TOTAL TO FM 990-PF, PART I, LN 4	5,541.	1,046.	4,495.

---

---

FORM 990-PF

INCOME AND COST OF GOODS SOLD  
INCLUDED ON PART I, LINE 10

STATEMENT 3

## INCOME

1. GROSS RECEIPTS . . . . .	183,493	
2. RETURNS AND ALLOWANCES . . . . .		
3. LINE 1 LESS LINE 2 . . . . .		183,493
4. COST OF GOODS SOLD (LINE 15) . . . . .	136,235	
5. GROSS PROFIT (LINE 3 LESS LINE 4) . . . . .		47,258
6. OTHER INCOME . . . . .		
7. GROSS INCOME (ADD LINES 5 AND 6) . . . . .		47,258

## COST OF GOODS SOLD

8. INVENTORY AT BEGINNING OF YEAR . . . . .		
9. MERCHANDISE PURCHASED . . . . .		
10. COST OF LABOR . . . . .	42,120	
11. MATERIALS AND SUPPLIES . . . . .	26,705	
12. OTHER COSTS . . . . .	67,410	
13. ADD LINES 8 THROUGH 12 . . . . .		136,235
14. INVENTORY AT END OF YEAR . . . . .		
15. COST OF GOODS SOLD (LINE 13 LESS LINE 14) . .		136,235



FORM 990-PF	COST OF GOODS SOLD - OTHER COSTS	STATEMENT	4
-------------	----------------------------------	-----------	---

DESCRIPTION	AMOUNT
TAXES AND INSURANCE	17,470.
CHEMICALS, FERTILIZER, LIME	41,165.
STORAGE	8,775.
<b>TOTAL OTHER COSTS</b>	<b>67,410.</b>

FORM 990-PF	OTHER PROFESSIONAL FEES	STATEMENT	5
-------------	-------------------------	-----------	---

DESCRIPTION	(A) EXPENSES PER BOOKS	(B) NET INVEST- MENT INCOME	(C) ADJUSTED NET INCOME	(D) CHARITABLE PURPOSES
TRUSTEE FEES	18,756.	18,756.	0.	0.
TO FORM 990-PF, PG 1, LN 16C	18,756.	18,756.	0.	0.

FORM 990-PF	TAXES	STATEMENT	6
-------------	-------	-----------	---

DESCRIPTION	(A) EXPENSES PER BOOKS	(B) NET INVEST- MENT INCOME	(C) ADJUSTED NET INCOME	(D) CHARITABLE PURPOSES
FOREIGN TAXES WITHHELD	5.	5.	0.	0.
FEDERAL TAXES PAID	131,005.	0.	0.	0.
TO FORM 990-PF, PG 1, LN 18	131,010.	5.	0.	0.

---



---

FORM 990-PF	U.S. AND STATE/CITY GOVERNMENT OBLIGATIONS	STATEMENT	7
-------------	--	-----------	---

---

DESCRIPTION	U.S. GOV'T	OTHER GOV'T	BOOK VALUE	FAIR MARKET VALUE
WELLS FARGO - GOVERNMENT FUNDS	X		9,270.	9,686.
TOTAL U.S. GOVERNMENT OBLIGATIONS			9,270.	9,686.
TOTAL STATE AND MUNICIPAL GOVERNMENT OBLIGATIONS				
TOTAL TO FORM 990-PF, PART II, LINE 10A			9,270.	9,686.

---



---

FORM 990-PF	CORPORATE STOCK	STATEMENT	8
-------------	-----------------	-----------	---

---

DESCRIPTION	BOOK VALUE	FAIR MARKET VALUE
WELLS FARGO - MUTUAL FUNDS	5,953.	5,922.
TOTAL TO FORM 990-PF, PART II, LINE 10B	5,953.	5,922.

---



---

FORM 990-PF	CORPORATE BONDS	STATEMENT	9
-------------	-----------------	-----------	---

---

DESCRIPTION	BOOK VALUE	FAIR MARKET VALUE
WELLS FARGO - MUTUAL FUNDS	21,632.	20,907.
TOTAL TO FORM 990-PF, PART II, LINE 10C	21,632.	20,907.

---



---

FORM 990-PF	OTHER ASSETS	STATEMENT	10
-------------	--------------	-----------	----

---

DESCRIPTION	BEGINNING OF YR BOOK VALUE	END OF YEAR BOOK VALUE	FAIR MARKET VALUE
WELLS FARGO - ALTERNATE FUNDS	14,017.	8,701.	7,383.
TO FORM 990-PF, PART II, LINE 15	14,017.	8,701.	7,383.

## Wells Fargo

Page 1 of 8

**Statement of Capital Gains and Losses From Sales**  
 (Does not include capital gain distributions from mutual funds or CTF's - See Tax Transaction Detail)

2/8/2014 15:26:38

Account Id: 180042

**BARRY, MARGARET B. FOUNDATION**  
 Trust Year Ending 12/31/2008

Type	Description	Date	Shares	Price	Fed Cost	State Cost	Fed Gain	State Gain	(Type)
01748E419	ALLEGiant TOTAL RETURN ADVANT-I 0430								
Sold		05/12/08	3251	33,257 73					
Acq		10/19/06	1027 97	10,516 13	10,289 96 <input type="checkbox"/>	10,289 96	226 17	226 17	L
Acq		04/22/08	81 28	831 49	829 00 <input type="checkbox"/>	829 00	2 49	2 49	S
Acq		02/20/08	689 24	7,050 93	6,982 00 <input type="checkbox"/>	6,982 00	68 93	68 93	S
Acq		04/18/07	43 48	444 80	440 02 <input type="checkbox"/>	440 02	4 78	4 78	L
Acq		02/07/07	1390 57	14,225 53	14,003 00 <input type="checkbox"/>	14,003 00	222 53	222 53	L
Acq		02/14/06	18 47	188 95	186 00 <input type="checkbox"/>	186 00	2 95	2 95	L
Total for 5/12/2008					32,729 98	32,729 98	527 85	527 85	
01748E419	ALLEGiant TOTAL RETURN ADVANT-I 0430								
Sold		07/28/08	115	1,133 90					
Acq		10/19/06	115	1,133 90	1,151 15 <input type="checkbox"/>	1,151 15	-17 25	-17 25	L
Total for 7/28/2008					1,151 15	1,151 15	-17 25	-17 25	
01748E419	ALLEGiant TOTAL RETURN ADVANT-I 0430								
Sold		10/14/08	359	3,277 67					
Acq		10/19/06	359	3,277 67	3,593 59 <input type="checkbox"/>	3,593 59	-315 92	-315 92	L
Total for 10/14/2008					3,593 59	3,593 59	-315 92	-315 92	
01748E419	ALLEGiant TOTAL RETURN ADVANT-I 0430								
Sold		12/22/08	980 89	9,043 84					
Acq		06/13/07	627 82	5,788 52	6,184 00 <input type="checkbox"/>	6,184 00	-395 48	-395 48	L
Acq		10/19/06	353 08	3,255 41	3,534 30 <input type="checkbox"/>	3,534 30	-278 89	-278 89	L
Total for 12/22/2008					9,718 30	9,718 30	-674 37	-674 37	
06738C778	IPATH DOW JONES-UBS COMMODITY INDEX								
Sold		12/17/08	23	799 63					
Acq		07/28/08	23	799 63	1,441 99 <input type="checkbox"/>	1,441 99	-642 36	-642 36	S
Total for 12/17/2008					1,441 99	1,441 99	-642 36	-642 36	
464287234	ISHARES TR MSCI EMERGING MARKETS								
Sold		04/18/08	18	2,613 44					
Acq		02/10/06	11	1,597 10	1,065 09 <input type="checkbox"/>	1,065 09	532 01	532 01	L
Acq		10/19/06	7	1,016 34	712 95 <input type="checkbox"/>	712 95	303 39	303 39	L
Total for 4/18/2008					1,778 04	1,778.04	835 40	835 40	
464287507	ISHARES TR S & P MIDCAP 400 ID FD								
Sold		12/17/08	16	826 71					
Acq		10/13/08	16	826 71	965.26 <input type="checkbox"/>	965 26	-138 55	-138 55	S
Total for 12/17/2008					965 26	965 26	-138 55	-138 55	
487300501	KEELEY SMALL CAP VAL FD CL A 245								
Sold		04/18/08	6	170 94					
Acq		09/13/07	6	170 94	166 38 <input type="checkbox"/>	166 38	4 56	4 56	S
Total for 4/18/2008					166 38	166 38	4 56	4 56	

## Wells Fargo

Page 2 of 8

**Statement of Capital Gains and Losses From Sales**  
 (Does not include capital gain distributions from mutual  
 funds or CTF's - See Tax Transaction Detail)

2/8/2014 15:26:38

Account Id: 180042

BARRY, MARGARET B. FOUNDATION

Trust Year Ending 12/31/2008

Type	Description	Date	Shares	Price	Fed Cost	State Cost	Fed Gain	State Gain	(Type)
487300501	KEELEY SMALL CAP VAL FD CL A 245								
Sold		05/12/08	2	58 62					
Acq		09/13/07	2	58 62	55 46	55 46	3 16	3 16	S
Total for 5/12/2008					55 46	55 46	3 16	3 16	
487300501	KEELEY SMALL CAP VAL FD CL A 245								
Sold		07/28/08	46	1,268 68					
Acq		02/20/08	2	55 16	52 29	52 29	2 87	2 87	S
Acq		09/13/07	44	1,213 52	1,220 16	1,220 16	-6 64	-6 64	S
Total for 7/28/2008					1,272 45	1,272 45	-3 77	-3 77	
487300501	KEELEY SMALL CAP VAL FD CL A 245								
Sold		12/17/08	25 06	403 72					
Acq		10/14/08	6 04	97 31	114 00	114 00	-16 69	-16 69	S
Acq		02/20/08	19 03	306 58	497 71	497 71	-191 13	-191 13	S
Total for 12/17/2008					611 71	611 71	-207 83	-207 83	
722005667	PIMCO COMMODITY REAL RET STRAT-I45								
Sold		04/18/08	42	808 50					
Acq		02/20/08	42	808 50	778 26	778 26	30 24	30 24	S
Total for 4/18/2008					778 26	778 26	30 24	30 24	
722005667	PIMCO COMMODITY REAL RET STRAT-I45								
Sold		05/12/08	190	3,689 80					
Acq		02/20/08	34 31	666 30	635 74	635 74	30 56	30 56	S
Acq		06/13/07	31.79	617 36	454 00	454 00	163 36	163 36	S
Acq		10/19/06	12 11	235 18	173 72	173 72	61 46	61 46	L
Acq		02/14/06	106 04	2,059 30	1,474 00	1,474 00	585 30	585 30	L
Acq		02/07/07	5.75	111 67	79 16	79 16	32 51	32 51	L
Total for 5/12/2008					2,816 62	2,816 62	873 18	873 18	
722005667	PIMCO COMMODITY REAL RET STRAT-I45								
Sold		07/28/08	75 95	1,373 18					
Acq		02/07/07	75 95	1,373 18	1,045 84	1,045 84	327 34	327 34	L
Total for 7/28/2008					1,045 84	1,045 84	327 34	327 34	
78463X863	SPDR DJ WILSHIRE INTERNATIONAL REAL								
Sold		02/15/08	8	422 88					
Acq		04/18/07	8	422 88	552 17	552 17	-129 29	-129 29	S
Total for 2/15/2008					552 17	552 17	-129 29	-129 29	
78463X863	SPDR DJ WILSHIRE INTERNATIONAL REAL								
Sold		05/12/08	46	2,548 39					
Acq		04/18/07	32	1,772 79	2,208 70	2,208 70	-435 91	-435 91	L
Acq		09/12/07	8	443 20	486 10	486 10	-42 90	-42 90	S
Acq		06/13/07	6	332 40	395 36	395 36	-62 96	-62 96	S
Total for 5/12/2008					3,090 16	3,090.16	-541 77	-541 77	

## Wells Fargo

Page 3 of 8

Statement of Capital Gains and Losses From Sales  
(Does not include capital gain distributions from mutual  
funds or CTF's - See Tax Transaction Detail)

2/8/2014 15:26:38

Account Id: 180042

BARRY, MARGARET B. FOUNDATION  
Trust Year Ending 12/31/2008

Type	Description	Date	Shares	Price	Fed Cost	State Cost	Fed Gain	State Gain	(Type)
78463X863	SPDR DJ WILSHIRE INTERNATIONAL REAL								
Sold		12/17/08	28	755 26					
Acq		09/11/07	10	269 74	599 87 <input type="checkbox"/>	599.87	-330 13	-330 13	L
Acq		10/14/08	11	296 71	355 37 <input type="checkbox"/>	355 37	-58 66	-58 66	S
Acq		09/12/07	7	188 82	425 34 <input type="checkbox"/>	425 34	-236 52	-236 52	L
Total for 12/17/2008					1,380 58	1,380 58	-625 32	-625 32	
880208400	TEMPLETON GLOBAL BOND FD-ADV 616								
Sold		02/15/08	16	188 16					
Acq		11/13/07	16	188 16	189 12 <input type="checkbox"/>	189 12	-0 96	-0 96	S
Total for 2/15/2008					189 12	189 12	-0 96	-0 96	
880208400	TEMPLETON GLOBAL BOND FD-ADV 616								
Sold		04/18/08	15	177 90					
Acq		11/13/07	15	177 90	177 30 <input type="checkbox"/>	177 30	0 60	0 60	S
Total for 4/18/2008					177 30	177 30	0 60	0 60	
880208400	TEMPLETON GLOBAL BOND FD-ADV 616								
Sold		05/12/08	698	8,264 32					
Acq		11/13/07	698	8,264 32	8,250 36 <input type="checkbox"/>	8,250 36	13 96	13 96	S
Total for 5/12/2008					8,250 36	8,250 36	13 96	13 96	
880208400	TEMPLETON GLOBAL BOND FD-ADV 616								
Sold		07/28/08	25	286 00					
Acq		11/13/07	25	286 00	295 50 <input type="checkbox"/>	295 50	-9 50	-9 50	S
Total for 7/28/2008					295 50	295 50	-9 50	-9 50	
880208400	TEMPLETON GLOBAL BOND FD-ADV 616								
Sold		10/14/08	33	367 95					
Acq		11/13/07	33	367 95	390 06 <input type="checkbox"/>	390 06	-22 11	-22 11	S
Total for 10/14/2008					390 06	390 06	-22 11	-22 11	
922042858	VANGUARD EMERGING MARKETS ETF								
Sold		05/12/08	14	1,437 23					
Acq		04/18/08	14	1,437 23	1,415 46 <input type="checkbox"/>	1,415 46	21 77	21 77	S
Total for 5/12/2008					1,415 46	1,415 46	21 77	21 77	
922042858	VANGUARD EMERGING MARKETS ETF								
Sold		12/17/08	20	509 24					
Acq		10/14/08	10	254 62	296 45 <input type="checkbox"/>	296 45	-41 83	-41 83	S
Acq		04/18/08	10	254 62	505 52 <input type="checkbox"/>	505 52	-250 90	-250 90	S
Total for 12/17/2008					801 97	801 97	-292 73	-292 73	
922908553	VANGUARD REIT VIPER								
Sold		04/18/08	12	807 12					
Acq		02/05/07	12	807 12	1,011 69 <input type="checkbox"/>	1,011 69	-204 57	-204 57	L
Total for 4/18/2008					1,011 69	1,011 69	-204 57	-204 57	

**Statement of Capital Gains and Losses From Sales**  
 (Does not include capital gain distributions from mutual funds or CTF's - See Tax Transaction Detail)

2/8/2014 15:26:38

Account Id: 180042

BARRY, MARGARET B. FOUNDATION

Trust Year Ending 12/31/2008

Type	Description	Date	Shares	Price	Fed Cost	State Cost	Fed Gain	State Gain	(Type)
922908553	VANGUARD REIT VIPER								
Sold		05/12/08	84	5,590 17					
Acq		09/11/07	18	1,197 89	1,218 27 <input type="checkbox"/>	1,218 27	-20 38	-20 38	S
Acq		02/15/08	37	2,462 34	2,163 44 <input type="checkbox"/>	2,163 44	298.90	298 90	S
Acq		06/13/07	12	798 60	888 45 <input type="checkbox"/>	888 45	-89 85	-89 85	S
Acq		02/05/07	1	66 55	84 31 <input type="checkbox"/>	84 31	-17 76	-17 76	L
Acq		10/19/06	16	1,064 79	1,201 22 <input type="checkbox"/>	1,201 22	-136 43	-136 43	L
Total for 5/12/2008					5,555 69	5,555 69	34 48	34 48	
922908553	VANGUARD REIT VIPER								
Sold		12/17/08	40	1,445 33					
Acq		10/14/08	5	180 67	257 55 <input type="checkbox"/>	257 55	-76.88	-76 88	S
Acq		10/29/04	11	397 47	577 19 <input type="checkbox"/>	577 19	-179.72	-179 72	L
Acq		07/30/04	24	867 20	1,117 17 <input type="checkbox"/>	1,117.17	-249 97	-249 97	L
Total for 12/17/2008					1,951 91	1,951 91	-506 58	-506 58	
922908843	VANGUARD MID-CAP INDEX 859								
Sold		04/18/08	2	39 76					
Acq		02/07/07	2	39 76	41 84 <input type="checkbox"/>	41 84	-2 08	-2 08	L
Total for 4/18/2008					41 84	41 84	-2 08	-2 08	
922908843	VANGUARD MID-CAP INDEX 859								
Sold		05/12/08	138	2,806 92					
Acq		01/21/05	3 15	64 07	47 24 <input type="checkbox"/>	47 24	16 83	16 83	L
Acq		04/28/05	32 39	658 81	482 00 <input type="checkbox"/>	482 00	176 81	176 81	L
Acq		10/19/06	66 96	1,361 97	1,289 00 <input type="checkbox"/>	1,289 00	72 97	72 97	L
Acq		02/07/07	13 97	284 15	292.34 <input type="checkbox"/>	292 34	-8 19	-8 19	L
Acq		02/20/08	10 48	213 16	203 00 <input type="checkbox"/>	203 00	10 16	10 16	S
Acq		11/01/04	11 05	224 76	156 68 <input type="checkbox"/>	156 68	68 08	68 08	L
Total for 5/12/2008					2,470 26	2,470 26	336 66	336 66	
922908843	VANGUARD MID-CAP INDEX 859								
Sold		10/10/08	53 73	646 90					
Acq		07/30/04	27 47	330 73	364 00 <input type="checkbox"/>	364 00	-33 27	-33 27	L
Acq		11/01/04	26 26	316 17	372 32 <input type="checkbox"/>	372 32	-56 15	-56 15	L
Total for 10/10/2008					736 32	736 32	-89 42	-89 42	
94975G561	WF ADV LARGE CO GRWTH FD-ADMIN 87								
Sold		05/12/08	56	2,797 20					
Acq		07/30/04	25 84	1,290 71	1,092 00 <input type="checkbox"/>	1,092 00	198 71	198 71	L
Acq		11/01/04	14 3	714 29	623 87 <input type="checkbox"/>	623 87	90 42	90 42	L
Acq		10/19/06	2 13	106 39	103 54 <input type="checkbox"/>	103 54	2 85	2 85	L
Acq		02/20/08	5 93	296 20	283 00 <input type="checkbox"/>	283 00	13 20	13 20	S
Acq		04/28/05	7 8	389 61	324 76 <input type="checkbox"/>	324 76	64 85	64 85	L
Total for 5/12/2008					2,427 17	2,427 17	370 03	370 03	

## Wells Fargo

Page 5 of 8

**Statement of Capital Gains and Losses From Sales**  
 (Does not include capital gain distributions from mutual  
 funds or CTF's - See Tax Transaction Detail)

2/8/2014 15:26:38

Account Id: 180042

**BARRY, MARGARET B. FOUNDATION**  
 Trust Year Ending 12/31/2008

Type	Description	Date	Shares	Price	Fed Cost	State Cost	Fed Gain	State Gain	(Type)
94975G561	WF ADV LARGE CO GRWTH FD-ADMIN 87								
Sold		12/17/08	21 46	708 46					
Acq		04/28/05	21 46	708 46	893 24 <input type="checkbox"/>	893 24	-184 78	-184 78	L
Total for 12/17/2008					893.24	893 24	-184 78	-184 78	
94975G645	WF ADV DIVER INTL FD CL ADM 656								
Sold		04/18/08	31	489 49					
Acq		10/19/06	0 13	2 05	2 04 <input type="checkbox"/>	2 04	0 01	0 01	L
Acq		02/07/07	30 88	487 60	546 17 <input type="checkbox"/>	546 17	-58 57	-58 57	L
Total for 4/18/2008					548 21	548 21	-58 56	-58 56	
94975G645	WF ADV DIVER INTL FD CL ADM 656								
Sold		05/12/08	383	6,154 81					
Acq		01/21/05	65 96	1,059 98	806 00 <input type="checkbox"/>	806 00	253 98	253 98	L
Acq		10/19/06	157.79	2,535 69	2,571 96 <input type="checkbox"/>	2,571 96	-36 27	-36 27	L
Acq		03/04/05	13 08	210 20	171 34 <input type="checkbox"/>	171 34	38 86	38 86	L
Acq		04/28/05	48 58	780.68	591 68 <input type="checkbox"/>	591 68	189 00	189 00	L
Acq		02/20/08	97 6	1,568 43	1,462 00 <input type="checkbox"/>	1,462 00	106 43	106 43	S
Total for 5/12/2008					5,602 98	5,602 98	551 99	551 99	
94975G645	WF ADV DIVER INTL FD CL ADM 656								
Sold		12/17/08	181 53	1,446.80					
Acq		10/14/08	29 86	237 99	298 00 <input type="checkbox"/>	298 00	-60 01	-60 01	S
Acq		11/01/04	75 52	601 90	864 00 <input type="checkbox"/>	864 00	-262 10	-262 10	L
Acq		07/30/04	62 33	496 77	680 00 <input type="checkbox"/>	680 00	-183 23	-183.23	L
Acq		04/28/05	13 82	110 15	168 32 <input type="checkbox"/>	168 32	-58 17	-58 17	L
Total for 12/17/2008					2,010 32	2,010 32	-563 52	-563 52	
94975G686	WF ADV INDEX FUND-ADMIN 88								
Sold		05/12/08	52	2,787 20					
Acq		10/19/06	37 07	1,986 95	2,058 44 <input type="checkbox"/>	2,058 44	-71 49	-71 49	L
Acq		02/07/07	14 93	800 25	852 09 <input type="checkbox"/>	852 09	-51 84	-51 84	L
Total for 5/12/2008					2,910 53	2,910 53	-123 33	-123 33	
94975G686	WF ADV INDEX FUND-ADMIN 88								
Sold		12/17/08	25.2	846 94					
Acq		10/14/08	4 84	162 67	186 00 <input type="checkbox"/>	186 00	-23 33	-23 33	S
Acq		02/20/08	5 27	177 12	273 00 <input type="checkbox"/>	273 00	-95 88	-95 88	S
Acq		10/19/06	15 08	506 82	837 56 <input type="checkbox"/>	837 56	-330 74	-330 74	L
Total for 12/17/2008					1,296 56	1,296 56	-449 96	-449 96	
94975H817	WF ADV STABLE INC FD-ADMIN 79								
Sold		02/15/08	506	5,146 02					
Acq		10/22/02	506	5,146 02	5,257 33 <input type="checkbox"/>	5,257 33	-111 31	-111 31	L
Total for 2/15/2008					5,257 33	5,257 33	-111 31	-111 31	
94975H817	WF ADV STABLE INC FD-ADMIN 79								
Sold		05/12/08	1491	14,760 90					
Acq		06/06/05	28 23	279 48	293 00 <input type="checkbox"/>	293 00	-13 52	-13 52	L

**Statement of Capital Gains and Losses From Sales**  
 (Does not include capital gain distributions from mutual  
 funds or CTF's - See Tax Transaction Detail)

2/8/2014 15:26:38

Account Id: 180042

BARRY, MARGARET B. FOUNDATION

Trust Year Ending 12/31/2008

Type	Description	Date	Shares	Price	Fed Cost	State Cost	Fed Gain	State Gain	(Type)
94975H817	WF ADV STABLE INC FD-ADMIN 79								
Sold		05/12/08	1491	14,760 90					
Acq		10/19/06	424 08	4,198 39	4,359 50 <input type="checkbox"/>	4,359 50	-161 11	-161 11	L
Acq		04/18/07	215 52	2,133.65	2,222 00 <input type="checkbox"/>	2,222 00	-88 35	-88 35	L
Acq		02/07/07	720 91	7,137 01	7,411 00 <input type="checkbox"/>	7,411 00	-273.99	-273 99	L
Acq		06/24/04	2 4	23 76	24 77 <input type="checkbox"/>	24 77	-1 01	-1 01	L
Acq		05/24/04	2.8	27.72	28 92 <input type="checkbox"/>	28 92	-1 20	-1 20	L
Acq		04/26/04	3 5	34 65	36 24 <input type="checkbox"/>	36 24	-1 59	-1 59	L
Acq		12/22/03	3 15	31 18	32 69 <input type="checkbox"/>	32 69	-1 51	-1 51	L
Acq		11/21/03	2 58	25 54	26 75 <input type="checkbox"/>	26 75	-1 21	-1 21	L
Acq		10/27/03	3 02	29 90	31 27 <input type="checkbox"/>	31 27	-1 37	-1 37	L
Acq		09/24/03	3 45	34 16	35 80 <input type="checkbox"/>	35 80	-1 64	-1 64	L
Acq		08/25/03	4.73	46 83	48 95 <input type="checkbox"/>	48 95	-2 12	-2 12	L
Acq		11/22/02	4.96	49 10	51 44 <input type="checkbox"/>	51 44	-2 34	-2 34	L
Acq		10/25/02	6 67	66 03	69 20 <input type="checkbox"/>	69 20	-3 17	-3 17	L
Acq		10/22/02	65 02	643 70	675 53 <input type="checkbox"/>	675 53	-31 83	-31 83	L
<b>Total for 5/12/2008</b>					15,347 06	15,347 06	-585 96	-585 96	
94975H817	WF ADV STABLE INC FD-ADMIN 79								
Sold		07/28/08	94	915 56					
Acq		10/19/06	94	915 56	966 32 <input type="checkbox"/>	966 32	-50 76	-50 76	L
<b>Total for 7/28/2008</b>					966 32	966 32	-50 76	-50 76	
94975H817	WF ADV STABLE INC FD-ADMIN 79								
Sold		12/17/08	497	4,557 49					
Acq		06/13/07	323.56	2,967 05	3,323 00 <input type="checkbox"/>	3,323 00	-355 95	-355 95	L
Acq		09/13/07	168 56	1,545 70	1,727 69 <input type="checkbox"/>	1,727 69	-181 99	-181 99	L
Acq		10/19/06	4 88	44 75	50 18 <input type="checkbox"/>	50 18	-5 43	-5 43	L
<b>Total for 12/17/2008</b>					5,100 87	5,100 87	-543 38	-543 38	
94975H874	WF ADV INTRM GVT INC FD-ADM 474								
Sold		02/15/08	393	4,244 40					
Acq		02/14/06	393	4,244 40	4,185 45 <input type="checkbox"/>	4,185 45	58 95	58 95	L
<b>Total for 2/15/2008</b>					4,185 45	4,185 45	58 95	58 95	
94975H874	WF ADV INTRM GVT INC FD-ADM 474								
Sold		05/12/08	2209	23,879 29					
Acq		10/19/06	576 13	6,227 97	6,124 28 <input type="checkbox"/>	6,124 28	103 69	103 69	L
Acq		04/22/08	39 02	421 81	423 00 <input type="checkbox"/>	423 00	-1 19	-1 19	S
Acq		02/14/06	526 11	5,687 25	5,603 10 <input type="checkbox"/>	5,603 10	84 15	84 15	L
Acq		02/07/07	1067.73	11,542 16	11,350 00 <input type="checkbox"/>	11,350 00	192 16	192 16	L
<b>Total for 5/12/2008</b>					23,500 38	23,500 38	378 80	378 80	
94975J276	WF ADV C & B LARGE CAP VAL-ADM 1867								
Sold		05/12/08	514	4,523 20					
Acq		02/07/07	514	4,523 20	5,165 70 <input type="checkbox"/>	5,165 70	-642 50	-642 50	L
<b>Total for 5/12/2008</b>					5,165 70	5,165 70	-642 50	-642 50	



## Wells Fargo

Page 7 of 8

Statement of Capital Gains and Losses From Sales  
(Does not include capital gain distributions from mutual  
funds or CTF's - See Tax Transaction Detail)

2/8/2014 15:26:38

Account Id: 180042

BARRY, MARGARET B. FOUNDATION

Trust Year Ending 12/31/2008

Type	Description	Date	Shares	Price	Fed Cost	State Cost	Fed Gain	State Gain	(Type)
94975J276	WF ADV C & B LARGE CAP VAL-ADM 1867								
Sold		12/17/08	220 52	1,279 00					
Acq		04/22/08	16 03	92 97	138 00 <input type="checkbox"/>	138 00	-45 03	-45 03	S
Acq		10/14/08	20 24	117 39	133 00 <input type="checkbox"/>	133 00	-15 61	-15 61	S
Acq		02/07/07	26 39	153 06	265 26 <input type="checkbox"/>	265 26	-112 20	-112 20	L
Acq		02/20/08	157 85	915 52	1,367 00 <input type="checkbox"/>	1,367 00	-451 48	-451 48	S
Total for 12/17/2008					1,903.26	1,903 26	-624 32	-624 32	
949915631	WF ADV CAP GROWTH FD ADMIN CL 3603								
Sold		04/18/08	8	151 76					
Acq		02/20/08	8	151 76	143 76 <input type="checkbox"/>	143 76	8 00	8 00	S
Total for 4/18/2008					143 76	143 76	8 00	8 00	
949915631	WF ADV CAP GROWTH FD ADMIN CL 3603								
Sold		05/12/08	165	3,234 00					
Acq		07/21/05	24 02	470 79	395 13 <input type="checkbox"/>	395 13	75 66	75 66	L
Acq		02/20/08	85 16	1,669 14	1,530 24 <input type="checkbox"/>	1,530 24	138 90	138 90	S
Acq		10/19/06	55 83	1,094 27	965 77 <input type="checkbox"/>	965 77	128 50	128 50	L
Total for 5/12/2008					2,891 14	2,891 14	343 06	343 06	
949915631	WF ADV CAP GROWTH FD ADMIN CL 3603								
Sold		12/17/08	95 85	988.21					
Acq		07/21/05	62 21	641 38	1,023 43 <input type="checkbox"/>	1,023 43	-382 05	-382 05	L
Acq		07/28/08	11	113 41	194 00 <input type="checkbox"/>	194 00	-80 59	-80 59	S
Acq		10/14/08	22 63	233 31	282 00 <input type="checkbox"/>	282 00	-48 69	-48 69	S
Total for 12/17/2008					1,499 43	1,499 43	-511 32	-511 32	
949917512	WELLS FARGO ADV HI INC FD A 3014								
Sold		02/15/08	221	1,593 41					
Acq		02/07/07	221	1,593 41	1,734 85 <input type="checkbox"/>	1,734 85	-141 44	-141 44	L
Total for 2/15/2008					1,734 85	1,734 85	-141 44	-141 44	
949917512	WELLS FARGO ADV HI INC FD A 3014								
Sold		05/12/08	1287 81	9,413 91					
Acq		02/14/06	575 65	4,208 01	4,421 00 <input type="checkbox"/>	4,421 00	-212 99	-212 99	L
Acq		06/13/07	157 99	1,154 91	1,226 00 <input type="checkbox"/>	1,226 00	-71 09	-71 09	S
Acq		02/07/07	125.56	917 85	985 66 <input type="checkbox"/>	985 66	-67 81	-67 81	L
Acq		10/19/06	428 61	3,133 15	3,296 00 <input type="checkbox"/>	3,296 00	-162 85	-162 85	L
Total for 5/12/2008					9,928 66	9,928 66	-514 75	-514 75	
949917546	WF ADV GOVT SECURITIES- ADM 3708								
Sold		07/28/08	98	1,017 24					
Acq		10/19/06	98	1,017 24	1,018 55 <input type="checkbox"/>	1,018 55	-1.31	-1 31	L
Total for 7/28/2008					1,018 55	1,018 55	-1 31	-1 31	

## Wells Fargo

Page 8 of 8

**Statement of Capital Gains and Losses From Sales**  
 (Does not include capital gain distributions from mutual  
 funds or CTF's - See Tax Transaction Detail)

2/8/2014 15:26:38

Account Id: 180042

BARRY, MARGARET B. FOUNDATION

Trust Year Ending 12/31/2008

Type	Description	Date	Shares	Price	Fed Cost	State Cost	Fed Gain	State Gain	(Type)
949917546	WF ADV GOVT SECURITIES- ADM 3708								
Sold		10/14/08	27	279 45					
Acq		10/19/06	27	279 45	280 62	280.62	-1 17	-1 17	L
Total for 10/14/2008					280 62	280 62	-1 17	-1 17	
Total for Account: 180042					181,047 81	181,047 81	-4,812 72	-4,812 72	
Total Proceeds:						Fed		State	
176,235 09					S/T Gain/Loss	-1,776 42		-1,776 42	
					L/T Gain/Loss	-3,036 29		-3,036 29	